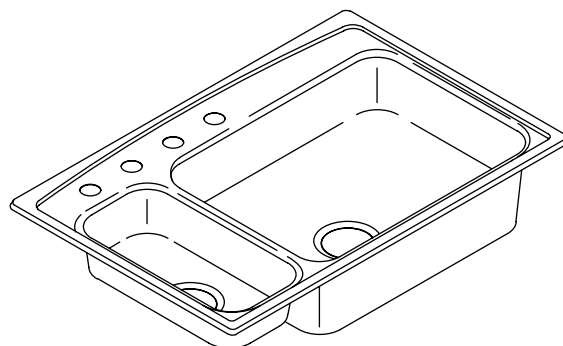


Features

- 19 gauge stainless steel
- Self-rimming
- Double (high/low) compartment
- Includes installation hardware
- Disposal basin available on right or left side
- 3-hole (-3) or 4-hole (-4)
- 33" (83.8 cm) x 22" (55.9 cm)

SELF-RIMMING KITCHEN SINK K-3347



Codes/Standards Applicable

Specified model meets or exceeds the following:

- ASME A112.19.3
- IAPMO/UPC

Colors/Finishes

- NA: None applicable

Accessories:

- CP: Polished Chrome
- NA: None applicable
- Other: Refer to Price Book for additional colors/finishes

Specified Model

Model	Description	Colors/Finishes
K-3347R-4	4-hole sink with disposal basin on right side	<input type="checkbox"/> NA
K-3347L-4	4-hole sink with disposal basin on left side	<input type="checkbox"/> NA
K-3347R-3	3-hole sink with disposal basin on right side	<input type="checkbox"/> NA
K-3347L-3	3-hole sink with disposal basin on left side	<input type="checkbox"/> NA

Optional Accessories

K-8801	Duostrainer® sink strainer	<input type="checkbox"/> CP	<input type="checkbox"/> Other_____
K-3293	Hardwood cutting board (fits large sink basin)	<input type="checkbox"/> NA	

Product Specification

The self-rimming kitchen sink shall be 33" (83.8 cm) in length and 22" (55.9 cm) in width. Sink shall be made of 19 gauge stainless steel. Sink shall be double (high/low) compartment. Sink shall be 4-hole (-4) or 3-hole (-3). Sink shall have disposal basin available on right or left side. Sink shall include installation hardware. Sink shall be Kohler Model K-3347-_____-_____-_____.

TOCCATA™

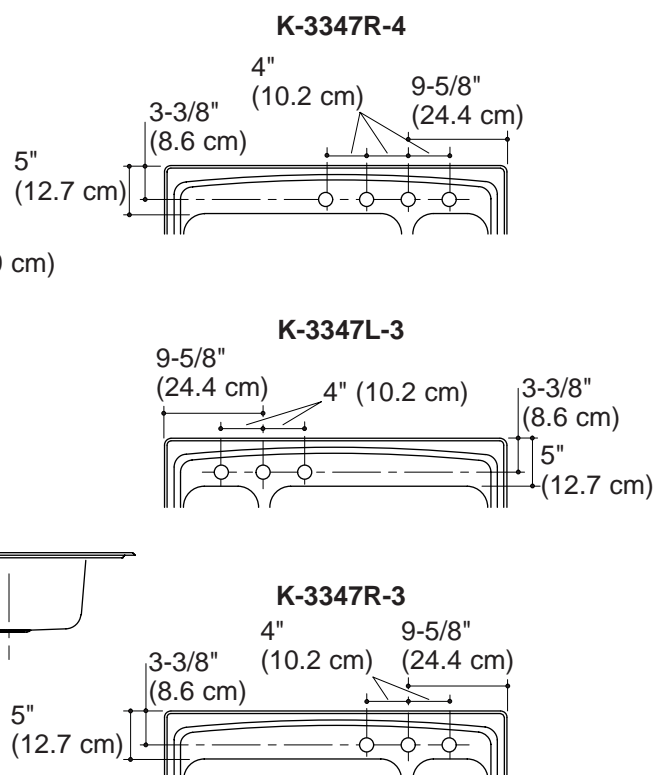
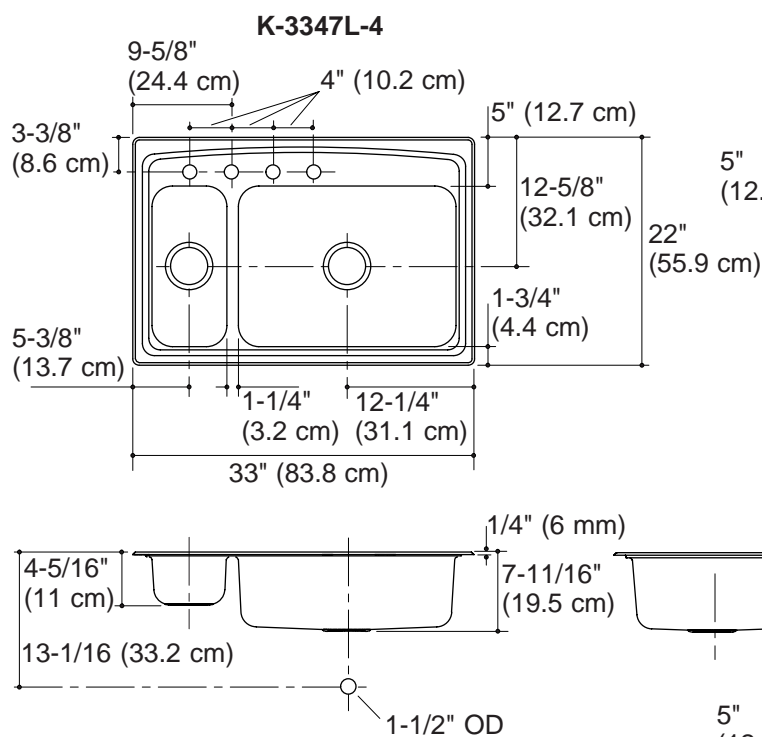
Technical Information

Fixture*:	Basin area	Water depth
Sink	21" (53.3 cm) x 15-1/4" (38.7 cm)	7" (17.8 cm)
Disposal	7-1/4" (18.4 cm) x 15-1/4" (38.7 cm)	4-1/8" (10.5 cm)
Drain holes	3-5/8" (9.2 cm) D.	
Faucet holes	1-7/16" (3.7 cm) D.	
* Approximate measurements for comparison only.		
Included components:		
Fastener pack		1022739

Installation Notes

Install this product according to the installation guide.

Cutout is 32-1/2" (82.6 cm) x 21-1/2" (54.6 cm) with 1/2" (1.3 cm) radius corners.



Product Diagram