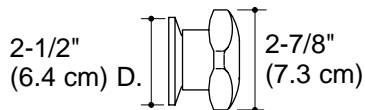


### Product Information

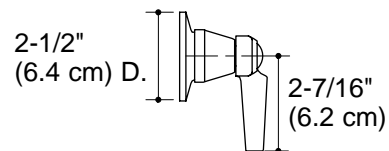
Applicable faucet trim:		
Standard handles*	K-T7744-2	
Cross handles*	K-T7744-3	
Lever handles*	K-T7744-4	
Wristblade lever handles*	K-T7744-5	
Applicable valve system:		
1/2" high-flow	K-300-K-NA	required**
* Valve system must be ordered to complete faucet.		
** Required for configuration illustrated.		
Cross and lever handles are ADA compliant.		<b>ADA</b>

### Installation Notes

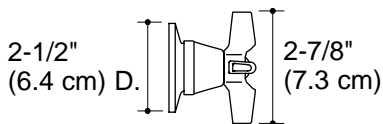
Install this product according to the installation guide.  
 Fixture dimensions are nominal and conform to tolerances in ASME Standard A112.18.1.



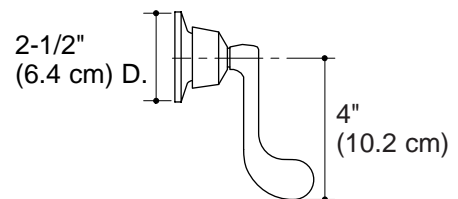
**Standard**



**Lever**



**Cross**



**Wristblade**