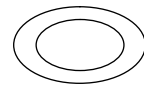
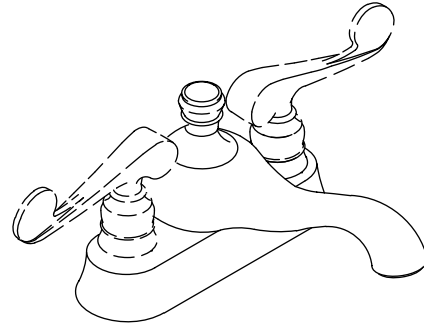


**LAVATORY FAUCET
K-16100**

ADA

Features

- Brass construction
- Brass valve bodies
- Quarter-turn washerless ceramic disc valves
- 2 gallons (7.5 L) per minute
- Lower flow aerator options are available (refer to the Kohler Price Book)
- Pop-up drain with lift rod and tailpiece
- 5-1/4" (13.3 cm) spout
- Available with scroll or traditional handles
- For 4" (10.2 cm) centers



Codes/Standards Applicable



Specified model meets or exceeds the following:

- ASME A112.18.1
- CSA B125
- IAPMO/UPC
- NSF 61
- ADA

Colors/Finishes

- CP: Polished Chrome
- PB: Polished Brass
- Other: Refer to Price Book for additional colors/finishes

Specified Model:

Model	Description						
K-16100-4	With Scroll Handles	<input type="checkbox"/> CP	<input type="checkbox"/> PB	<input type="checkbox"/> Other _____			
K-16100-4A	With Traditional Handles				<input type="checkbox"/> CP	<input type="checkbox"/> PB	<input type="checkbox"/> Other _____

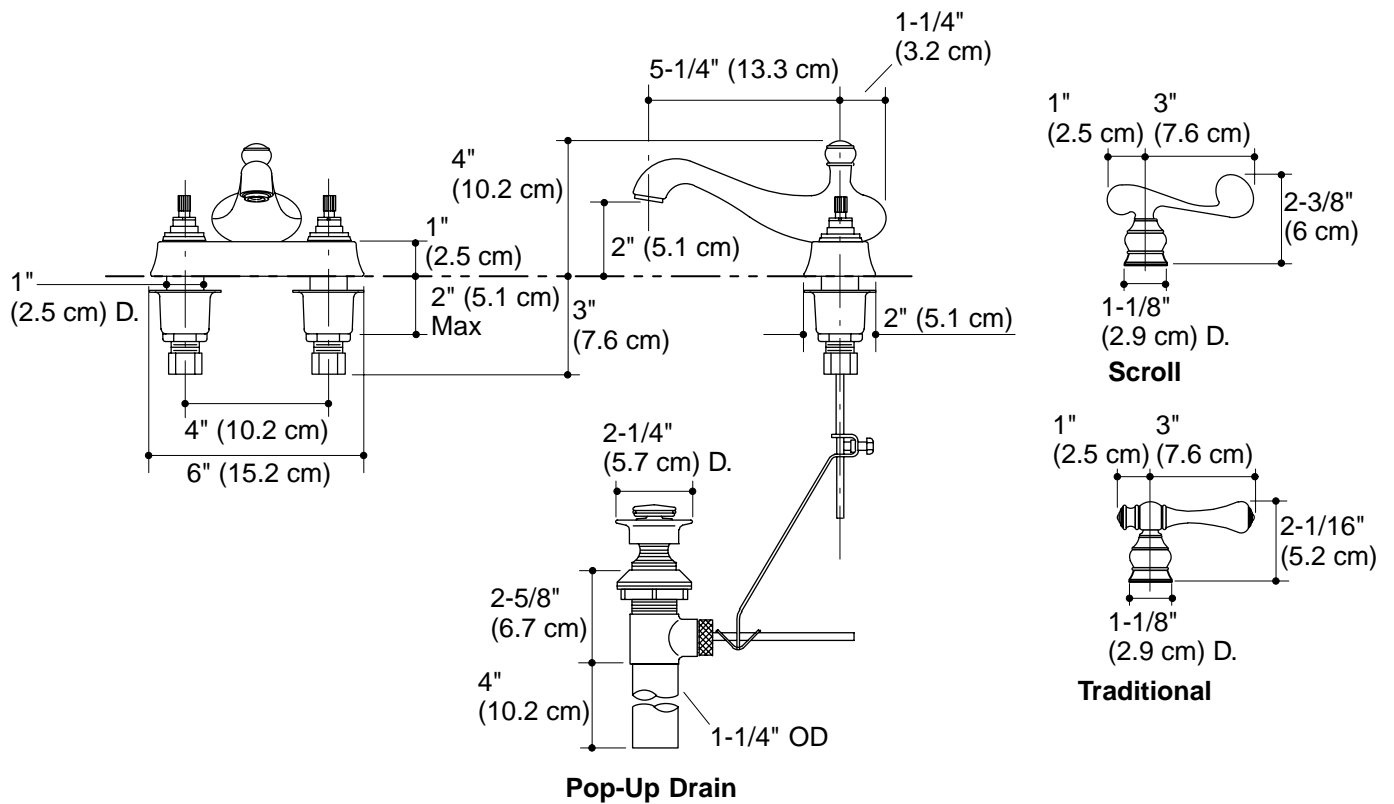
Product Specification

Two-handle centerset lavatory faucet shall be of brass construction. Faucet shall feature brass valve bodies. Faucet shall feature quarter-turn washerless ceramic disc valves, assuring positive handle stop positioning. Product shall have lower flow aerator options. Product shall include 4" (10.2 cm) centers, 5-1/4" (13.3 cm) spout, pop-up drain with lift rod and tailpiece, and scroll or traditional handles. Faucet shall be Kohler Model K-16100-_____.

REVIVAL®

Installation Notes

Install this product according to the installation guide.



Product Diagram