


**LAVATORY FAUCET
K-116
ALSO K-281-9B**

FEATURES

- Brass construction
- Flexible connections
- Brass valve bodies
- Quarter-turn washerless ceramic disc valves
- 5" High Country™ swing spout
- 2.0 gallons per minute
- Pop-up drain with lift rod and tailpiece
- Available with six-prong or lever handles



CODES/STANDARDS APPLICABLE




Specified model meets or exceeds the following:

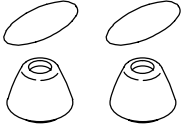
- ASME/ANSI A112.18.1M
- California Energy Commission
- Energy Policy Act of 1992
- IAPMO/UPC
- NSF 14

COLORS/FINISHES

- CP Polished Chrome
- PB Polished Brass
- Other Refer to Faucets Price Book for additional finishes

SPECIFIED MODEL:


| Model | Description |  |  ADA |  |
|----------|------------------------|---|---|---|
| K-116-3 | With Six-Prong Handles | <input type="checkbox"/> CP <input type="checkbox"/> PB | | |
| K-116-4 | With Lever Handles | | <input type="checkbox"/> CP <input type="checkbox"/> PB <input type="checkbox"/> Other_____ | |
| K-281-9B | With Oval Handles | | | <input type="checkbox"/> CP <input type="checkbox"/> PB <input type="checkbox"/> Other_____ |

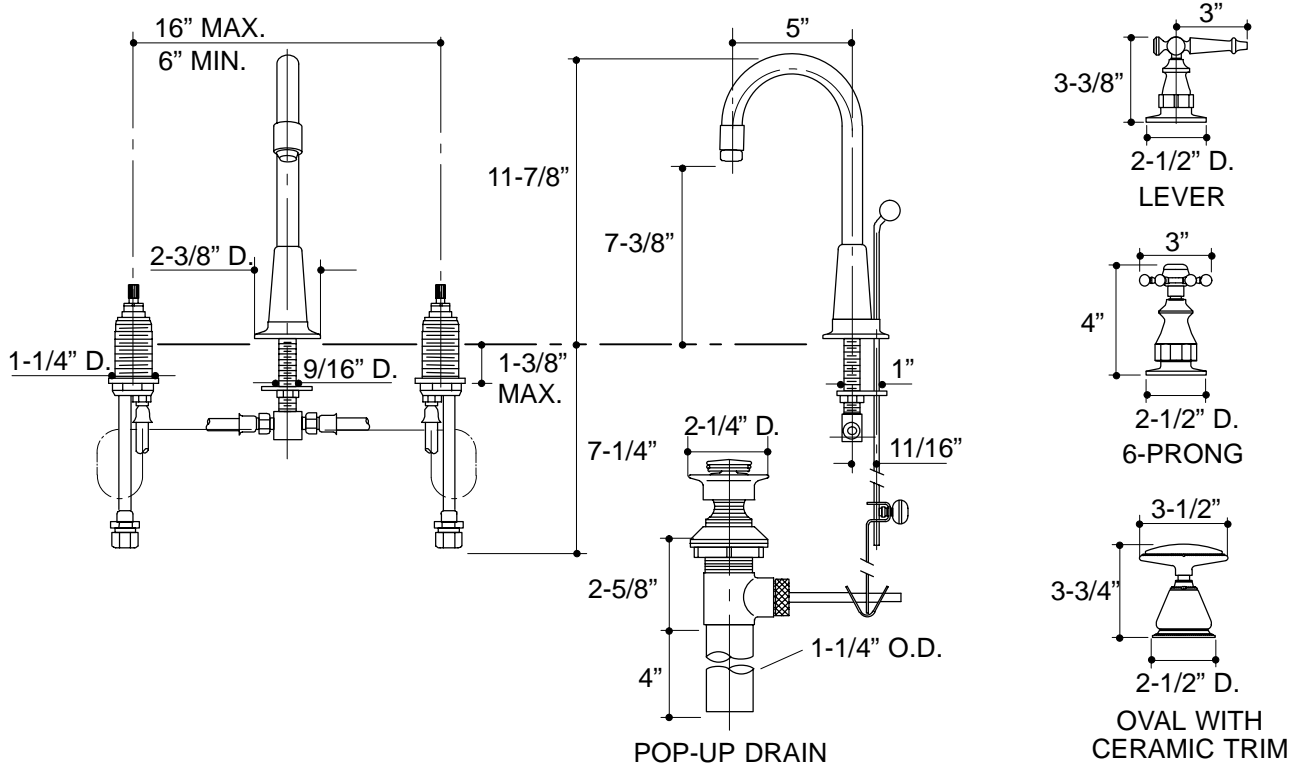
| Required Accessory (For K-281-9B Only) | |  |
|---|--|---|
| K-253 | Ceramic Oval Handle Insets and Skirts, Pair, Garland Texture | <input type="checkbox"/> Other_____ |
| K-258 | Ceramic Oval Handle Insets and Skirts, Pair | <input type="checkbox"/> Other_____ |

PRODUCT SPECIFICATION:

Two-handle widespread lavatory faucet shall be of brass construction. Faucet shall feature brass valve bodies. Faucet shall feature quarter-turn washerless ceramic disc valves, assuring positive handle stop positioning. Product shall include flexible connections, 5" High Country swing spout, pop-up drain with lift rod and tailpiece, and handles. Faucet shall be Kohler Model K-_____-_____-_____ and ceramic trim, if required, shall be Kohler Model K-_____-_____-_____.

ANTIQUE™

| Optional Accessories | |  | |
|----------------------|---------------------------|---|-----------------------------|
| K-9637 | Small Lever Inserts, Pair | <input type="checkbox"/> CP | <input type="checkbox"/> PB |
| K-9657 | Small Lever Inserts, Pair | <input type="checkbox"/> Other _____ | |



18

PRODUCT DIAGRAM