

## 180-SMO

## 180-1.5-SMO

## 180-1.0-SMO

► **Description**

Exposed, Battery Powered, Side Mount Sensor Operated Urinal Flushometer for 1¼" top spud urinals.

► **Flush Cycle**

- 180-SMO Conventional (3.5 gpf/13.2 Lpf)
- 180-1.5-SMO Water Saver (1.5 gpf/5.7 Lpf)
- 180-1.0-SMO Low Consumption (1.0 gpf/3.8 Lpf)

► **Specifications**

Quiet, Exposed, Diaphragm Type, Chrome Plated Urinal Flushometer for either left or right hand supply with the following features:


- PERMEX™ Synthetic Rubber Diaphragm with Dual Filter Bypass
- ADA Compliant OPTIMA® Battery Powered Infrared Sensor for automatic "No Hands" operation
- Chrome Plated Infrared Sensor Housing
- Four (4) Size C Batteries included
- "Low Battery" Flashing LED with Optional Audio Tone
- "User in View" Flashing LED
- Infrared Sensor Range Adjustment Screw and Reset Button
- 1" I.P.S. Screwdriver Bak-Chek™ Angle Stop
- Free Spinning, Vandal Resistant Stop Cap
- Adjustable Tailpiece
- High Back Pressure Vacuum Breaker Flush Connection with One-piece Bottom Hex Coupling Nut
- Spud Coupling and Flange for 1¼" Top Spud
- Sweat Solder Adapter with Cover Tube and Cast Set Screw Wall Flange
- High Copper, Low Zinc Brass Castings for Dezincification Resistance
- No External Volume Adjustment to Ensure Water Conservation
- Flush Accuracy Controlled by CID™ Technology
- Diaphragm, Stop Seat and Vacuum Breaker to be molded from PERMEX™ Rubber Compound for Chloramine resistance

Valve Body, Tailpiece and Control Stop shall be in conformance with ASTM Alloy Classification for Semi-Red Brass. Valve shall be in compliance with the applicable sections of ASSE 1037, ANSI/ASME A112.19.6 and Military Specification V-29193. Installation conforms to ADA requirements.

► **Variations**

- T** 1½" Flush Connection

See Accessories Section and OPTIMA Accessories Section of the Sloan catalog for details on these and other OPTIMA® Flushometer variations.



► **ADA Compliant**

► **Automatic**

Sloan OPTIMA SMO equipped Flushometers provide the ultimate in sanitary protection and automatic operation. There is no need for AC hookups or wall alterations. The Flushometer operates by means of a battery powered infrared sensor. Once the user enters the sensor's effective range and then steps away, the Side Mount Unit initiates the flushing cycle to flush the fixture.

► **Hygienic**

User makes no physical contact with the Flushometer surface. Helps control the spread of infectious diseases. 24 Hour Sentinel Flush keeps fixture fresh during periods of nonuse.

► **Economical**

Automatic operation provides water usage savings over other flushing devices. Reduces maintenance and operation costs. Installation and battery replacement does not require turning off water to the valve.

► **Warranty**

3 year (limited)



This space for Architect/Engineer approval

Job Name \_\_\_\_\_ Date \_\_\_\_\_

Model Specified \_\_\_\_\_ Quantity \_\_\_\_\_

Variations Specified \_\_\_\_\_

Customer/Wholesaler \_\_\_\_\_

Contractor \_\_\_\_\_

Architect \_\_\_\_\_

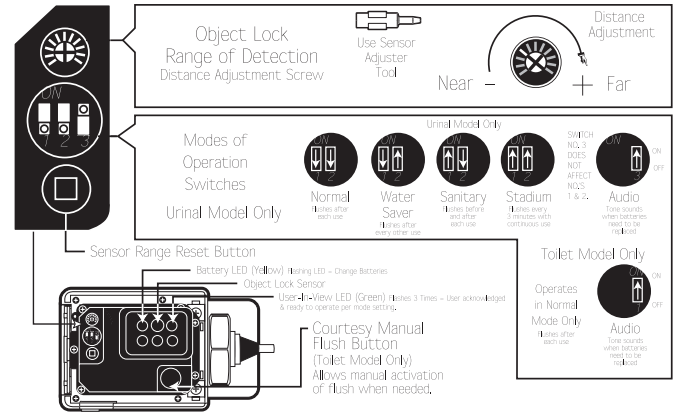
# 180-SMO 180-1.5-SMO 180-1.0-SMO

- ▶ **Description**  
Exposed, Battery Powered, Side Mount Sensor Operated Urinal Flushometer for 1 1/4" top spud urinals.
- ▶ **Flush Cycle**
  - 180-SMO Conventional (3.5 gpf/13.2 Lpf)
  - 180-1.5-SMO Water Saver (1.5 gpf/5.7 Lpf)
  - 180-1.0-SMO Low Consumption (1.0 gpf/3.8 Lpf)

## ELECTRICAL SPECIFICATIONS

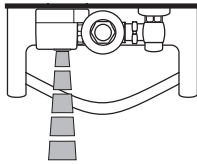
- ▶ **Control Circuit**  
Solid State  
6 VDC Input
- ▶ **OPTIMA Sensor Type**  
Infrared Convergence Type  
Object Lock Detection
- ▶ **OPTIMA Sensor Range**  
Nominal 8" - 54" (203 mm - 1372 mm), Factory Set at 24" (610 mm)
- ▶ **Battery Type**  
(4) Size C Alkaline
- ▶ **Battery Life**  
2 Years @ 3,000  
Flushes/Month
- ▶ **Indicator Lights**  
User in View/Low Battery
- ▶ **Operating Pressure**  
15-100 psi (104-689 kPa)

## FUNCTION SETTINGS

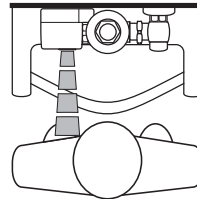


## OPERATION

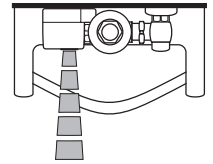
1. A continuous, invisible light beam is emitted from the Object Lock Infrared Sensor.



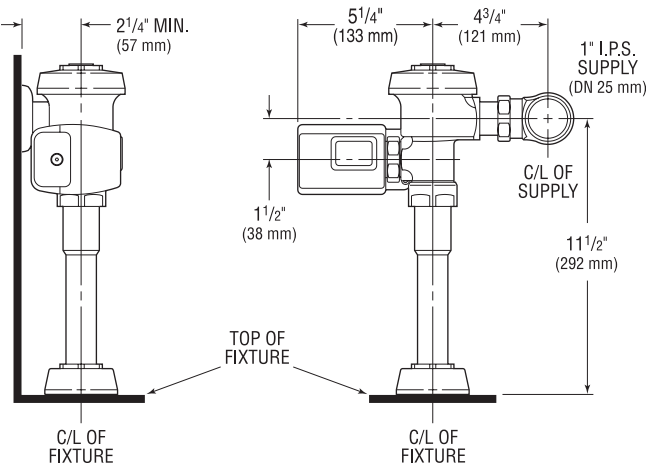
2. As the user enters the beam's effective range, 8" to 54" (203 mm - 1372 mm), the Object Lock Infrared Sensor senses the user.



3. When the user steps away from the Object Lock Infrared Sensor, the circuit initiates the flushing cycle to flush the fixture. The Circuit then automatically resets and is ready for the next user.



## ROUGH-IN



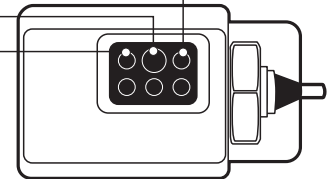
Includes EBV-90-A Side Mount Operator

## VISUAL INDICATOR GUIDE

**USER-IN-VIEW L.E.D.** — Green light flashes 3 times after 5 second delay when a user is in view. The green light flashes constantly when a user is in view during the 7 minute start up sequence.

### OBJECT LOCK SENSOR

**BATTERY L.E.D.** — Yellow light flashes indicating it is time to replace batteries with four (4) new Type "C" batteries.



**SLOAN VALVE COMPANY • 10500 SEYMOUR AVENUE • FRANKLIN PARK, IL 60131**  
Phone: 1-800-9-VALVE-9 or 1-847-671-4300 • Fax: 1-800-447-8329 or 1-847-671-4380 • <http://www.sloanvalve.com>