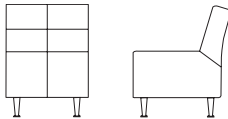


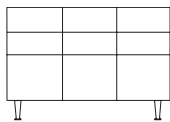
Lounge Seating

RETROSPECT 7010-SB-SK2 Lounge Chair armless



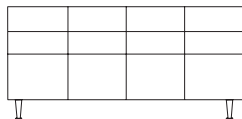
	COM	COL	GROUP 1	GROUP 2	GROUP 3	GROUP 4	GROUP 5	GROUP 6 LEATHER A	GROUP 7 LEATHER B	GROUP 8	GROUP 9	GROUP 10
U.S.A.	974	1071	1177	1297	1417	1537	1657	1776	1896	1975	2136	2255
CANADA	1266	1392	1530	1686	1842	1998	2154	2309	2465	2568	2777	2932
OVERALL DIMENSIONS	24"w 29"d 34"h							COM 54"	2.75 yds.			
SEAT DIMENSIONS	24"w 20"d 19"h							SHIPPING WEIGHT	60 lbs.			
SEAT TO TOP OF BACK	16"							CUBIC FEET	22			
								EXPOSED METAL	satin aluminum			

RETROSPECT 7010-LB-LK2 Loveseat armless



	COM	COL	GROUP 1	GROUP 2	GROUP 3	GROUP 4	GROUP 5	GROUP 6 LEATHER A	GROUP 7 LEATHER B	GROUP 8	GROUP 9	GROUP 10
U.S.A.	1454	1630	1703	1923	2143	2362	2584	2802	3022	3242	3463	3682
CANADA	1890	2079	2171	2450	2732	3011	3292	3571	3853	4132	4413	4692
OVERALL DIMENSIONS	48"w 29"d 34"h							COM 54"	4.5 yds.			
SEAT DIMENSIONS	48"w 20"d 19"h							SHIPPING WEIGHT	90 lbs.			
SEAT TO TOP OF BACK	16"							CUBIC FEET	28			
								EXPOSED METAL	satin aluminum			

RETROSPECT 7010-FB-FK2 Sofa armless



	COM	COL	GROUP 1	GROUP 2	GROUP 3	GROUP 4	GROUP 5	GROUP 6 LEATHER A	GROUP 7 LEATHER B	GROUP 8	GROUP 9	GROUP 10
U.S.A.	1976	2172	2268	2559	2851	3142	3434	3725	4018	4309	4601	4892
CANADA	2568	2822	2948	3326	3707	4085	4465	4843	5222	5601	5981	6360
OVERALL DIMENSIONS	72"w 29"d 34"h							COM 54"	5.75 yds.			
SEAT DIMENSIONS	72"w 20"d 19"h							SHIPPING WEIGHT	120 lbs.			
SEAT TO TOP OF BACK	16"							CUBIC FEET	28			
								EXPOSED METAL	satin aluminum			

RETROSPECT FEATURES MODULAR, GUEST AND OCCASIONAL TABLE COMPANIONS.

OPTIONS

- CAL CAL TB 133, see upcharge and requirements page 4
- 4LC Set of four (4) Caster legs, \$100
- 2LC Set of two (2) Caster legs, \$50
- MB Moisture Barrier, see upcharges page 6

TO ORDER:

- Specify product by number
- Specify options
- Specify wood finish (see page 4)
- Specify textile pattern and color (see pages 7-20)

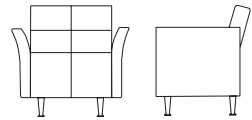
SAMPLE ORDER:

7010-SB-SK2 - CAL - MB - Momentum Clique - Natural
product no . option 1 option 2 pattern color

Lounge Seating

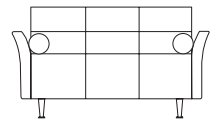
	COM	COL	GROUP 1	GROUP 2	GROUP 3	GROUP 4	GROUP 5	GROUP 6 LEATHER A	GROUP 7 LEATHER B	GROUP 8	GROUP 9	GROUP 10
U.S.A.	1393	1535	1635	1876	2117	2357	2458	2839	3080	3317	3562	3803
CANADA	1776	1956	2084	2390	2698	3004	3133	3618	3926	4228	4540	4846
OVERALL DIMENSIONS	34"w 29"d 34"h						COM 54"	4.75 yds.				
SEAT DIMENSIONS	24"w 20"d 19"h						SHIPPING WEIGHT	65 lbs.				
SEAT TO TOP OF BACK	16"						CUBIC FEET	28				
TOP OF ARM TO FLOOR	26.5"						EXPOSED METAL	satin aluminum				

RETROSPECT
7010-SB-SK2-FA7/8
Lounge Chair
flared arm



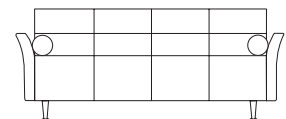
U.S.A.	2060	2265	2479	2897	3316	3734	4152	4571	4990	5407	5826	6244
CANADA	2679	2945	3223	3766	4311	4854	5399	5942	6486	7030	7575	8117
OVERALL DIMENSIONS	58"w 29"d 34"h						COM 54"	7.5 yds.				
SEAT DIMENSIONS	48"w 20"d 19"h						SHIPPING WEIGHT	95 lbs.				
SEAT TO TOP OF BACK	16"						CUBIC FEET	47				
TOP OF ARM TO FLOOR	26.5"						EXPOSED METAL	satin aluminum				

RETROSPECT
7010-LB-LK2-FA7/8
YB7/8
Loveseat
flared arm w/bolsters



U.S.A.	2582	2838	3077	3571	4066	4559	5055	5549	6044	6537	7033	7527
CANADA	3356	3689	3999	4642	5286	5927	6571	7213	7857	8499	9142	9785
OVERALL DIMENSIONS	82"w 29"d 34"h						COM 54"	8.75 yds.				
SEAT DIMENSIONS	72"w 20"d 19"h						SHIPPING WEIGHT	125 lbs.				
SEAT TO TOP OF BACK	16"						CUBIC FEET	64				
TOP OF ARM TO FLOOR	26.5"						EXPOSED METAL	satin aluminum				

RETROSPECT
7010-FB-FK2-FA7/8
YB-7/8
Sofa
flared arm w/bolsters



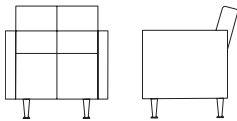
RETROSPECT FEATURES MODULAR, GUEST AND OCCASIONAL TABLE COMPANIONS.

OPTIONS

CAL	CAL TB 133, see upcharge and requirements page 4
4LC	Set of four (4) Caster legs, \$100
2LC	Set of two (2) Caster legs, \$50
MB	Moisture Barrier, see upcharges page 6

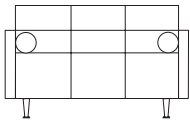
Lounge Seating

RETROSPECT 7010-SB-SK2-SA7/8 Lounge Chair straight arm



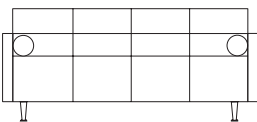
	COM	COL	GROUP 1	GROUP 2	GROUP 3	GROUP 4	GROUP 5	GROUP 6 LEATHER A	GROUP 7 LEATHER B	GROUP 8	GROUP 9	GROUP 10
U.S.A.	1393	1535	1635	1876	2117	2357	2458	2839	3080	3317	3562	3803
CANADA	1812	1995	2126	2438	2752	3064	3196	3690	4005	4313	4631	4943
OVERALL DIMENSIONS	28"w 29"d 34"h							COM 54"	4.75 yds.			
SEAT DIMENSIONS	24"w 20"d 19"h							SHIPPING WEIGHT	65 lbs.			
SEAT TO TOP OF BACK	16"							CUBIC FEET	22			
TOP OF ARM TO FLOOR	26.5"							EXPOSED METAL	satin aluminum			

RETROSPECT 7010-LB-LK2-SA7/8- YB7/8 Loveseat straight arm w/bolsters



	COM	COL	GROUP 1	GROUP 2	GROUP 3	GROUP 4	GROUP 5	GROUP 6 LEATHER A	GROUP 7 LEATHER B	GROUP 8	GROUP 9	GROUP 10
U.S.A.	2060	2265	2479	2897	3316	3734	4152	4571	4990	5407	5826	6244
CANADA	2678	2945	3223	3766	4311	4854	5398	5942	6487	7029	7574	8118
OVERALL DIMENSIONS	52"w 29"d 34"h							COM 54"	7.5 yds.			
SEAT DIMENSIONS	48"w 20"d 19"h							SHIPPING WEIGHT	95 lbs.			
SEAT TO TOP OF BACK	16"							CUBIC FEET	28			
TOP OF ARM TO FLOOR	26.5"							EXPOSED METAL	satin aluminum			

RETROSPECT 7010-FB-FK2-SA7/8- YB7/8 Sofa straight arm w/bolsters



	COM	COL	GROUP 1	GROUP 2	GROUP 3	GROUP 4	GROUP 5	GROUP 6 LEATHER A	GROUP 7 LEATHER B	GROUP 8	GROUP 9	GROUP 10
U.S.A.	2582	2838	3077	3571	4066	4559	5055	5549	6044	6537	7033	7527
CANADA	3356	3689	4001	4642	5285	5927	6572	7213	7857	8493	9143	9785
OVERALL DIMENSIONS	76"w 29"d 34"h							COM 54"	8.75 yds.			
SEAT DIMENSIONS	72"w 20"d 19"h							SHIPPING WEIGHT	125 lbs.			
SEAT TO TOP OF BACK	16"							CUBIC FEET	64			
TOP OF ARM TO FLOOR	26.5"							EXPOSED METAL	satin aluminum			

RETROSPECT FEATURES MODULAR, GUEST AND OCCASIONAL TABLE COMPANIONS.

OPTIONS

- CAL CAL TB 133, see upcharge and requirements page 4
- 4LC Set of four (4) Caster legs, \$100
- 2LC Set of two (2) Caster legs, \$50 or \$56; page 94
- MB Moisture Barrier, see upcharges page 6

TO ORDER:

- Specify product by number
- Specify options
- Specify wood finish (see page 4)
- Specify textile pattern and color (see pages 7-20)

SAMPLE ORDER:

7010-SB-SK2-SA7/8 - CAL - Momentum Clique - Natural
product no. option 1 pattern color

Lounge Seating

	COM	COL	GROUP 1	GROUP 2	GROUP 3	GROUP 4	GROUP 5	GROUP 6 LEATHER A	GROUP 7 LEATHER B	GROUP 8	GROUP 9	GROUP 10
U.S.A.	666	734	743	820	895	971	1047	1123	1200	1275	1352	1427
CANADA	866	955	965	1066	1163	1263	1360	1460	1559	1658	1757	1855

OVERALL DIMENSIONS 24"w 24"d 19"h

COM 54" 1.5 yds.
SHIPPING WEIGHT 20 lbs.
CUBIC FEET 17
EXPOSED METAL satin aluminum

RETROSPECT 7010-SB Single Bench



U.S.A.	919	1011	1033	1148	1262	1375	1490	1603	1719	1832	1946	2060
CANADA	1195	1314	1343	1492	1640	1788	1937	2085	2234	2392	2530	2679

OVERALL DIMENSIONS 48"w 24"d 19"h

COM 54" 2.25 yds.
SHIPPING WEIGHT 40 lbs.
CUBIC FEET 28
EXPOSED METAL satin aluminum

RETROSPECT 7010-LB Loveseat Bench

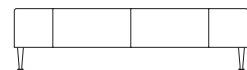


U.S.A.	1186	1303	1338	1490	1642	1794	1946	2099	2251	2403	2555	2707
CANADA	1542	1693	1740	1937	2135	2332	2530	2729	2927	3124	3322	3519

OVERALL DIMENSIONS 72"w 24"d 19"h

COM 54" 3 yds.
SHIPPING WEIGHT 60 lbs.
CUBIC FEET 42
EXPOSED METAL satin aluminum

RETROSPECT 7010-FB Sofa Bench



RETROSPECT FEATURES MODULAR, GUEST AND OCCASIONAL TABLE COMPANIONS.

OPTIONS

CAL	CAL TB 133, see upcharge and requirements page 4
4LC	Set of four (4) Caster legs, \$100
2LC	Set of two (2) Caster legs, \$50
MB	Moisture Barrier, see upcharges page 6

Modular Seating

RETROSPECT

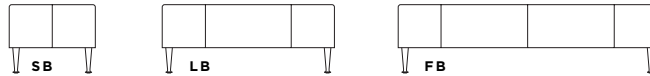
CONFIGURING AND ORDERING

Retrospect is a modular lounge collection that configures to your space needs. Create chairs, benches, loveseats, sofas, tete-a-tetes, or just about any piece you want. Add casters, arm styles, and tables to fit your specific application. By following these steps, and submitting a drawing to customer service for your Retrospect seating order, it will be clearly indicated and correctly entered and acknowledged.

STEP-BY-STEP ORDERING START WITH CORE MODEL #7010-

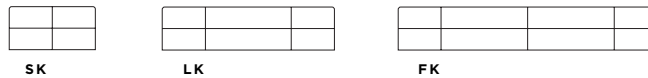
STEP 1 SELECT BENCH.

SB=Single Bench, 24"
LB=Loveseat Bench, 48"
FB=Sofa Bench, 72"



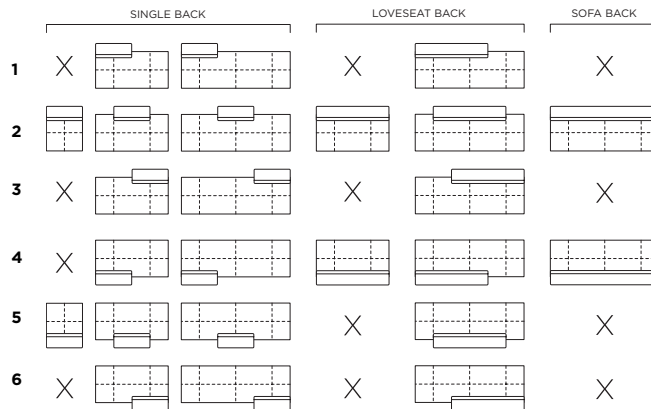
STEP 2 SELECT BACK.

SK=Single Back, 24"
LK=Loveseat Back, 48"
FK=Sofa Back, 72"



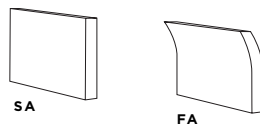
STEP 3 SELECT BACK POSITION

1=left back
2=center back
3=right back
4=left front
5=center front
6=right front



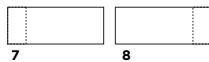
STEP 4 SELECT ARM.

SA=Straight Arm
FA=Flare Arm



STEP 5 SELECT ARM POSITION.

7=Left Facing
8=Right Facing



*note: tablet not available in Position 7 or 8 when arms are attached.

STEP 6 SHIPS STANDARD WITH FIXED LEGS OR SELECT OPTIONAL CASTERS.

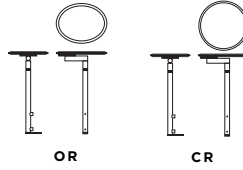
4LC=4 Legs w/ Casters
2LC=2 Legs w/ Casters



Modular Seating

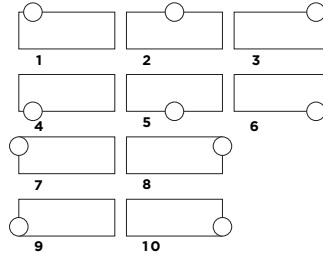
STEP 7 SELECT TABLET.

OR=Rotating Oval Tablet
CR=Rotating Circle Tablet



STEP 8 SELECT TABLET POSITION.

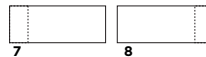
- 1=Left Back, Long Side
- 2=Center Back, Long Side
- 3=Right Back, Long Side
- 4=Left Front, Long Side
- 5=Center Front, Long Side
- 6=Right Front, Long Side
- 7=Left Back, Short Side
- 8=Right Back, Short Side
- 9=Left Front, Short Side
- 10=Right Front, Short Side



*note: tablet not available in Position 7 or 8 when arms are attached.
*note: tablet not available when backs are positioned in tablet location.

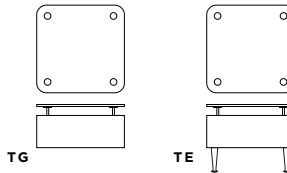
STEP 9 SELECT BOLSTER(S) AND POSITION.

YB-7= Left
YB-8=Right



STEP 10 SELECT SQUARE TABLE.

TG=Table Ganging—No Legs for placement in between benches
TE=Table End—Has 2 Legs for end placement



NOW FILL IT IN

7010- { } { } { } { } { } { } { } { }

Retrospect

Bench → SB LB FB

Back → SK LK MK

Position(s) → 1 2 3 4 5 6

Arm → SA SA

Position(s) → 7 8

Caster Option(s) → 4LC 2LC

Rotating Tablet(s) → 6R 6C

Position(s) → 1 2 3 4 5 6 7 8 9 10

Bolster → YB

Position(s) → 7 8

Square Table → 9E

Modular Seating

FOR INSTANCE YOU WANT THIS CONFIGURATION

7010-LB-LK2-SA7/8-YB7/8

Fabric: Momentum, Hub, Ivory


7010» Retrospect series

LB» Indicates loveseat bench

LK2» Indicates loveseat back, center back position

SA7/8» Indicates straight arm, left and right positions

YB7/8» Indicates bolsters, left and right positions



FOR INSTANCE YOU WANT THIS CONFIGURATION

7010-FB-LK1-CR3

Finish: Caramel

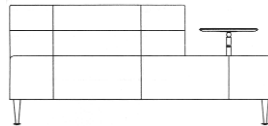
Fabric: Momentum, Hub, Ivory

7010» Retrospect series

FB» Indicates sofa bench

LK1» Indicates loveseat back, left back position

CR3» Indicates circle tablet, right back long side position



FOR INSTANCE YOU WANT THIS CONFIGURATION

7010-FB-SK1/6-OR8/9

Finish: Caramel

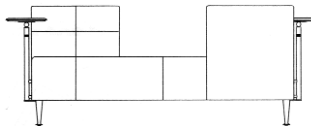
Fabric: Momentum, Hub, Ivory

7010» Retrospect series

FB» Indicates sofa bench

SK1/6» Indicates single back, left back and right front positions

OR8/9» Indicates oval tablet, right back short side and left front short side positions



FOR INSTANCE YOU WANT THIS CONFIGURATION

Order each bench configuration individually:

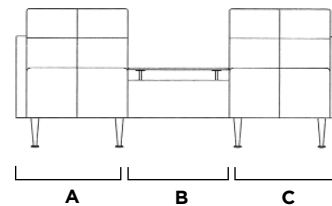
Section A: 7010-SB-SK2-SA7

Section B: 7010-TG

Section C: 7010-SB-SK2-SA8

Finish: Caramel

Fabric: Maharam, Citizen, Rouge



Modular Seating


RETROSPECT

7010-SB Single Bench




	COM	COL	GROUP 1	GROUP 2	GROUP 3	GROUP 4	GROUP 5	GROUP 6 LEATHER A	GROUP 7 LEATHER B	GROUP 8	GROUP 9	GROUP 10	
U.S.A.	666	734	743	820	895	971	1047	1123	1200	1275	1352	1427	
CANADA	866	955	965	1066	1163	1262	1361	1460	1559	1658	1760	1855	
OVERALL DIMENSIONS	24"w 24"d 19"h							COM 54"	1.5 yds.				
								SHIPPING WEIGHT	20 lbs.				
								CUBIC FEET	17				
								EXPOSED METAL	satin aluminum				

7010-LB Loveseat Bench



U.S.A.	918	1011	1052	1148	1262	1375	1490	1603	1719	1832	1946	2060	
CANADA	1195	1314	1367	1492	1640	1788	1937	2085	2234	2382	2530	2679	
OVERALL DIMENSIONS	48"w 24"d 19"h							COM 54"	2.25 yds.				
								SHIPPING WEIGHT	40 lbs.				
								CUBIC FEET	28				
								EXPOSED METAL	satin aluminum				

7010-FB Sofa Bench



U.S.A.	1186	1303	1338	1490	1642	1794	1946	2099	2251	2403	2555	2707	
CANADA	1542	1693	1804	1937	2135	2332	2530	2729	2927	3124	3322	3519	
OVERALL DIMENSIONS	72"w 24"d 19"h							COM 54"	3 yds.				
								SHIPPING WEIGHT	60 lbs.				
								CUBIC FEET	42				
								EXPOSED METAL	satin aluminum				

TO ORDER:

- Complete steps 1 thru 10, (see pages 47-48)
- Specify wood finish (see page 4)
- Specify textile pattern and color (see pages 7-20)


Modular Seating

	COM	COL	GROUP 1	GROUP 2	GROUP 3	GROUP 4	GROUP 5	GROUP 6 LEATHER A	GROUP 7 LEATHER B	GROUP 8	GROUP 9	GROUP 10
U.S.A.	355	391	418	481	547	608	671	727	800	863	926	989
CANADA	462	508	544	626	711	790	873	945	1040	1122	1204	1286

OVERALL DIMENSIONS 24"w 5"d 15"h

COM 54" 1.25 yds.
SHIPPING WEIGHT 40 lbs.

SK
Single Back

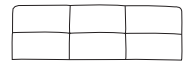


U.S.A.	535	588	635	738	840	940	1042	1143	1245	1346	1449	1549
CANADA	695	764	826	959	1091	1223	1355	1487	1619	1750	1884	2014

OVERALL DIMENSIONS 48"w 5"d 15"h

COM 54" 2 yds.
SHIPPING WEIGHT 50 lbs.

LK
Loveseat Back

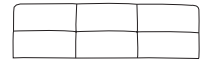


U.S.A.	791	869	930	1068	1209	1347	1488	1626	1767	1905	2046	2569
CANADA	1028	1130	1209	1388	1571	1752	1935	2114	2297	2477	2660	3340

OVERALL DIMENSIONS 72"w 5"d 15"h

COM 54" 2.75 yds.
SHIPPING WEIGHT 60 lbs.

FK
Sofa Back



U.S.A.	186	205	237	288	338	389	440	490	541	593	643	694
CANADA	241	267	308	374	440	505	572	637	703	771	835	902

ABOVE PRICE **PER ARM**
OVERALL DIMENSIONS 2"w 29"d 20"h

COM 54" 1 yd **per arm**
SPECIFY FA or SA model

FA
Flare Arm



U.S.A.	186	205	237	288	338	389	440	490	541	593	643	694
CANADA	241	267	308	374	440	505	572	637	703	771	835	902

ABOVE PRICE **PER ARM**
OVERALL DIMENSIONS 2"w 29"d 20"h

COM 54" 1 yd **per arm**
SPECIFY FA or SA model

SA
Straight Arm

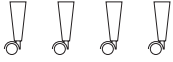


Modular Seating

4LC

Casters

four (4) caster legs



U.S.A. 127 SET OF 4

CANADA 164

EXPOSED METAL satin aluminum

2LC

Casters

two (2) caster legs



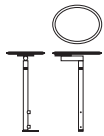
U.S.A. 64 SET OF 2

CANADA 84

EXPOSED METAL satin aluminum

OR

Rotating Oval Tablet



U.S.A. 507

CANADA 659

OVERALL DIMENSIONS 14"w 11"d

SHIPPING WEIGHT SPECIFY

10 lbs.
wood finish or
laminate top w/wood edge
satin aluminum

EXPOSED METAL

CR

Rotating Circle Tablet



U.S.A. 507

CANADA 659

OVERALL DIMENSIONS 16" diameter

SHIPPING WEIGHT SPECIFY

10 lbs.
wood finish or
laminate top w/wood edge
satin aluminum

EXPOSED METAL

TO ORDER:

- Complete steps 1 thru 10, (see pages 47-48)
- Specify wood finish (see page 4)
- Specify textile pattern and color (see pages 7-20)

Modular Seating

	COM	COL	GROUP 1	GROUP 2	GROUP 3	GROUP 4	GROUP 5	GROUP 6 LEATHER A	GROUP 7 LEATHER B	GROUP 8	GROUP 9	GROUP 10
U.S.A.	117	130	168	218	269	319	370	421	476	523	574	624
CANADA	153	168	218	284	350	326	481	548	619	680	746	812

ABOVE PRICE **PER** BOLSTER

OVERALL DIMENSIONS 6"w 19"d 6"h

COM 54"

SPECIFY

1 yd. per bolster (1 yd per pair also)

textile pattern and color



YB7 and YB8
Left and Right
Arm Bolster

U.S.A. 1297

CANADA 1687

OVERALL DIMENSIONS 24"w 24"d 17.5"h

SHIPPING WEIGHT

40 lbs.

CUBIC FEET

20

EXPOSED METAL

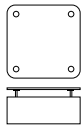
satin aluminum

SPECIFY

finish & clear or frosted glass

TG
Table Ganging

no legs



U.S.A. 1424

CANADA 1851

OVERALL DIMENSIONS 24"w 24"d 17.5"h

SHIPPING WEIGHT

42 lbs.

CUBIC FEET

20

EXPOSED METAL

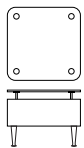
satin aluminum

SPECIFY

finish & clear or frosted glass

TE
Table End

legs




Guest Seating

	COM	COL	GROUP 1	GROUP 2	GROUP 3	GROUP 4	GROUP 5	GROUP 6 LEATHER A	GROUP 7 LEATHER B	GROUP 8	GROUP 9	GROUP 10
U.S.A.	1263	1390	1480	1550	1620	1689	1759	1829	1898	1968	2038	2107
CANADA	1642	1807	1924	2015	2106	2196	2287	2377	2468	2558	2649	2739

OVERALL DIMENSIONS	24"w 24"d 33.5"h	COM 54"	1.75 yds.
SEAT DIMENSIONS	22.5"w 18.5"d 18"h	SHIPPING WEIGHT	45 lbs.
SEAT TO TOP OF BACK	18"	CUBIC FEET	22
TOP OF ARM TO FLOOR	25"	EXPOSED WOOD	maple
		SPECIFY	wood finish
		EXPOSED METAL	satin aluminum

RETROSPECT 7001 Guest Chair open arm



RETROSPECT FEATURES MODULAR, GUEST AND OCCASIONAL COMPANIONS.

OPTIONS

- CAL CAL TB 133, see upcharge and requirements page 2
- MB Moisture Barrier, see upcharges page 6

Occasional Tables

700C

Specify clear or frosted glass model number. Example: 700C-18RD is a clear glass top. 700E-18RD is a frosted glass top. Specify wood finish. See page 4 for finish information.

U.S.A. 1315	OVERALL DIMENSIONS	18"w 18"d 23"h
CANADA 1710	SHIPPING WEIGHT	30 lbs.
	CUBIC FEET	11
	EXPOSED WOOD	maple veneer and solids
	EXPOSED METAL	satin aluminium
	SPECIFY	wood finish

700C-18RD
700F-18RD
End Table



U.S.A. 1580	OVERALL DIMENSIONS	30"w 30"d 17.5"h
CANADA 2055	SHIPPING WEIGHT	55 lbs.
	CUBIC FEET	16
	EXPOSED WOOD	maple veneer and solids
	EXPOSED METAL	satin aluminium
	SPECIFY	wood finish

700C-30RD
700F-30RD
Cocktail Table



U.S.A. 1622	OVERALL DIMENSIONS	24"w 24"d 23"h
CANADA 2108	SHIPPING WEIGHT	45 lbs.
	CUBIC FEET	13
	EXPOSED WOOD	maple veneer and solids
	EXPOSED METAL	satin aluminium
	SPECIFY	wood finish

700C-24x24
700F-24x24
End Table



U.S.A. 1816	OVERALL DIMENSIONS	46"w 22"d 17.5"h
CANADA 2361	SHIPPING WEIGHT	60 lbs.
	CUBIC FEET	30
	EXPOSED WOOD	maple veneer and solids
	EXPOSED METAL	satin aluminium
	SPECIFY	wood finish

700C-22x46
700F-22x46
Cocktail Table



RETROSPECT FEATURES LOUNGE, MODULAR AND GUEST COMPANIONS.

OPTIONS

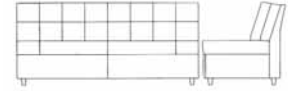
- C Clear glass top, no upcharge
- F Frosted glass top, no upcharge

OCCASIONAL TABLES

Sleepers

	COM	COL	GROUP 1	GROUP 2	GROUP 3	GROUP 4	GROUP 5	GROUP 6 LEATHER A	GROUP 7 LEATHER B	GROUP 8	GROUP 9	GROUP 10
U.S.A.	2602	2862	3370	3822	4274	4726	5178	5630	6082	6534	6986	7438
CANADA	3383	3721	4381	4969	5556	6144	6731	7319	7907	8494	9082	9669
OVERALL DIMENSIONS	76"w 34"d 33"h						COM 54"	11.75 yds.				
SEAT DIMENSIONS	76"w 19.5"d 19.5"h						SHIPPING WEIGHT	185 lbs.				
SEAT TO TOP OF BACK	15"						CUBIC FEET	60				
TOP OF ARM TO FLOOR	23.5"											
SLEEP SURFACE LENGTH	76"											

RETROSPECT 7058-S76 Sleep Sofa



	COM	COL	GROUP 1	GROUP 2	GROUP 3	GROUP 4	GROUP 5	GROUP 6 LEATHER A	GROUP 7 LEATHER B	GROUP 8	GROUP 9	GROUP 10
U.S.A.	2764	3051	3578	4057	4536	5016	5496	5974	6453	6932	7411	7890
CANADA	3593	3966	4651	5274	5897	6521	7145	7766	8389	9012	9634	1026
OVERALL DIMENSIONS	80"w 34"d 33"h						COM 54"	11.75 yds.				
SEAT DIMENSIONS	80"w 19.5"d 19.5"h						SHIPPING WEIGHT	185 lbs.				
SEAT TO TOP OF BACK	15"						CUBIC FEET	60				
TOP OF ARM TO FLOOR	23.5"											
SLEEP SURFACE LENGTH	80"											

RETROSPECT 7058-S80 Sleep Sofa



OPTIONS

C	Casters on 1259-S WHITNEY, set of 4 (2 locking), \$235
CAL	CAL TB 133, see upcharge and requirements page 4
MB	Moisture Barrier, see upcharges page 6
WA	Wood Arm Caps, \$150
EL	Enclave Lynx Leg- 7058 Retrospect Sleep Sofa
FA	Flared Arm, Set of 2, \$265- 7058 Retrospect Sleep Sofa
LD	Laminate Drawer Fronts, Set of 2, \$415- 7058 Retrospect Sleep Sofa
ND	Drawerless- 7058 Retrospect Sleep Sofa
PH	Plynth Base, \$250- 7058 Retrospect Sleep Sofa
RR	Tablet Arm, \$206- 7058 Retrospect Sleep Sofa
SA	Straight Arm, Set of 2, \$260- 7058 Retrospect Sleep Sofa
WD	Exposed Wood Drawer Front (Maple), Set of 2, \$415- 7058 Retrospect Sleep Sofa
WL	Wood Leg- 7058 Retrospect Sleep Sofa
YB	Bolster Pillows- see page 53 for Bolster Pillow pricing- 7058 Retrospect Sleep Sofa
YT	Throw Pillows- see page 53 for Bolster Pillow pricing- 7058 Retrospect Sleep Sofa