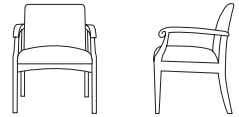


Guest Seating

	COM	COL	GROUP 1	GROUP 2	GROUP 3	GROUP 4	GROUP 5	GROUP 6 LEATHER A	GROUP 7 LEATHER B	GROUP 8	GROUP 9	GROUP 10
U.S.A.	859	946	1029	1092	1154	1217	1279	1341	1404	1466	1529	1591
CANADA	1117	1230	1341	1421	1501	1581	1661	1741	1821	1902	1982	2062
OVERALL DIMENSIONS	24"w 24.5"d 32.5"h		COM 54"		1.5 yds.							
SEAT DIMENSIONS	20"w 19"d 19"h		SHIPPING WEIGHT		35 lbs.							
SEAT TO TOP OF BACK	13.5"		CUBIC FEET		19							
TOP OF ARM TO FLOOR	26"		EXPOSED WOOD		maple							
			SPECIFY		wood finish							

HAMPTON 1102 Guest Chair



HAMPTON FEATURES MULTIPLE, PATIENT, RECLINER, SLEEPER AND BARIATRIC COMPANIONS.

OPTIONS

- CAL CAL TB 133, see upcharge and requirements page 2
- CW Contrasting Welt available on GEL, \$150
- MB Moisture Barrier, see upcharges page 6
- RC Removable Seat Cover and Back Cover available on HAMPTON, \$75 per cover

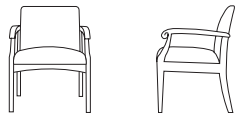
Multiple Seating

The Hampton Series can be configured to fit your space planning needs. See page 86 for information on configuring and specifying. Units ship assembled up to four components per carton; Bariatric and Loveseat are considered as two components each.



HAMPTON

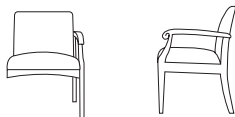
1102-C Base Chair Unit



	COM	COL	GROUP 1	GROUP 2	GROUP 3	GROUP 4	GROUP 5	GROUP 6 LEATHER A	GROUP 7 LEATHER B	GROUP 8	GROUP 9	GROUP 10
U.S.A.	859	946	1029	1092	1154	1217	1279	1341	1404	1466	1529	1591
CANADA	1117	1230	1341	1421	1501	1581	1661	1741	1821	1902	1982	2062

OVERALL DIMENSIONS	24"w	24.5"d	32.5"h	COM 54"	1.5 yds.
SEAT DIMENSIONS	20"w	19"d	19"h	SHIPPING WEIGHT	35 lbs.
SEAT TO TOP OF BACK	13.5"	CUBIC FEET	19	EXPOSED WOOD	maple
TOP OF ARM TO FLOOR	26"	SPECIFY	wood finish		

1102-A Add On Chair Unit




U.S.A.	746	821	895	950	1005	1060	1115	1170	1225	1280	1336	1391
CANADA	970	1068	1164	1235	1307	1378	1450	1522	1593	1665	1736	1808

OVERALL DIMENSIONS	22"w	24.5"d	32.5"h	ALL OTHER SPECIFICATIONS SAME AS 1102-C ABOVE.
--------------------	------	--------	--------	--

1102-OB Bariatric Base Chair Unit

supports up to 500 lbs.



U.S.A.	1148	1262	1381	1468	1555	1642	1729	1816	1904	1991	2078	2165
CANADA	1492	1641	1795	1909	2022	2135	2248	2361	2475	2588	2701	2814

OVERALL DIMENSIONS	34"w	24.5"d	32.5"h	COM 54"	2.00 yds.
SEAT DIMENSIONS	30"w	19"d	19"h	SHIPPING WEIGHT	45 lbs.
SEAT TO TOP OF BACK	13.5"	CUBIC FEET	28	EXPOSED WOOD	maple
TOP OF ARM TO FLOOR	26"	SPECIFY	wood finish		

1102-2 Loveseat



U.S.A.	1352	1487	1677	1818	1959	2100	2241	2382	2524	2665	2806	2947
CANADA	1757	1934	2180	2363	2547	2730	2914	3097	3281	3464	3648	3831

OVERALL DIMENSIONS	45"w	24.5"d	32.5"h	COM 54"	3 yds.
SEAT DIMENSIONS	41.5"w	19"d	19"h	SHIPPING WEIGHT	62 lbs.
SEAT TO TOP OF BACK	13.5"	CUBIC FEET	31	EXPOSED WOOD	maple
TOP OF ARM TO FLOOR	26"	SPECIFY	wood finish		

OPTIONS

CAL	CAL TB 133, see upcharge and requirements page 4
MB	Moisture Barrier, see upcharges page 6
RC	Removable Seat Cover and Back Cover, \$75 per cover

Multiple Seating

WOC

Refer to page 4 to select standard Carolina laminates from Nevamar and WilsonArt at no up-charge or you may choose special-order laminates from any manufacturer for an up-charge of \$150.00.



HAMPTON

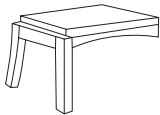
IN LINE TABLES

U.S.A	482	OVERALL DIMENSIONS	20"w 20"d 16.5"h
CANADA	626	SHIPPING WEIGHT	20 lbs.
		CUBIC FEET	4
		EXPOSED WOOD	maple with laminate top
		SPECIFY	wood finish & laminate top



1102-M
Middle Table

U.S.A	558	OVERALL DIMENSIONS	22"w 20"d 16.5"h
CANADA	725	SHIPPING WEIGHT	20 lbs.
		CUBIC FEET	16
		EXPOSED WOOD	maple with laminate top
		SPECIFY	wood finish & laminate top

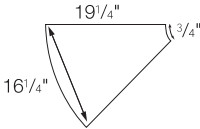


1102-E
End Table

CORNER HANG TABLES

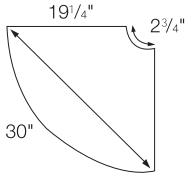
Corner Hang Tables are used in corners to join chairs.

U.S.A	304	SHIPPING WEIGHT	20 lbs.
CANADA	396	CUBIC FEET	4
		TOP AND EDGES	laminate
		SPECIFY	laminate



102-45
Corner 45°
Hang Table

U.S.A	353	SHIPPING WEIGHT	20 lbs.
CANADA	459	CUBIC FEET	4
		TOP AND EDGES	laminate
		SPECIFY	laminate



1102-90
Corner 90°
Hang Table

HAMPTON FEATURES GUEST, PATIENT, BARIATRIC, RECLINER AND SLEEPER COMPANIONS.

TO ORDER:

- Specify quantity
- Specify series
- Specify assembled order of components
- Specify options
- Specify wood finish (see page 4)
- Specify textile pattern and color (see pages 7-20)
- Specify laminate choice (see page 4)

For complete ordering and shipping instructions see pages 2-3.

SAMPLE ORDER:

1 - 1102 - CMCA - MB - Caramel - Momentum Clique - Natural - Nevamar S6001T
qty series order of components option 1 finish pattern color laminate

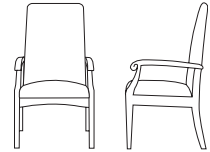
MULTIPLE SEATING

Patient Seating

	COM	COL	GROUP 1	GROUP 2	GROUP 3	GROUP 4	GROUP 5	GROUP 6 LEATHER A	GROUP 7 LEATHER B	GROUP 8	GROUP 9	GROUP 10
U.S.A.	1072	1180	1296	1382	1468	1553	1639	1725	1810	1896	1982	2067
CANADA	1394	1534	1685	1797	1908	2019	2131	2242	2353	2465	2576	2687

OVERALL DIMENSIONS	24"w 24.5"d 44.5"h	COM 54"	2 yds.
SEAT DIMENSIONS	20"w 19"d 19.5"h	SHIPPING WEIGHT	38 lbs.
SEAT TO TOP OF BACK	25"	CUBIC FEET	31
TOP OF ARM TO FLOOR	26"	EXPOSED WOOD	maple
		SPECIFY	wood finish

HAMPTON 1105 Patient Chair



HAMPTON FEATURES GUEST, MULTIPLE, BARIATRIC, RECLINER AND SLEEPER COMPANIONS.

OPTIONS


CAL	CAL TB 133, see upcharge and requirements page 4
MB	Moisture Barrier, see upcharges page 6
RC	Removable Seat Cover and Back Cover available, \$75 per cover

Bariatric Seating

	COM	COL	GROUP 1	GROUP 2	GROUP 3	GROUP 4	GROUP 5	GROUP 6 LEATHER A	GROUP 7 LEATHER B	GROUP 8	GROUP 9	GROUP 10
U.S.A.	1148	1262	1381	1468	1555	1642	1729	1816	1904	1991	2078	2165
CANADA	1492	1641	1795	1909	2022	2135	2248	2361	2475	2588	2701	2814
OVERALL DIMENSIONS	34"w 24.5"d 32.5"h			COM 54"			2 yds.					
SEAT DIMENSIONS	30"w 19"d 19"h			SHIPPING WEIGHT			45 lbs.					
SEAT TO TOP OF BACK	13.5"			CUBIC FEET			28					
TOP OF ARM TO FLOOR	26"			EXPOSED WOOD			maple					
				SPECIFY			wood finish					

HAMPTON FEATURES GUEST, MULTIPLE, PATIENT, RECLINER AND SLEEPER COMPANIONS.

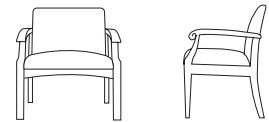
HAMPTON
1102-OB
Bariatric Chair
supports up to 500 lbs.



	COM	COL	GROUP 1	GROUP 2	GROUP 3	GROUP 4	GROUP 5	GROUP 6 LEATHER A	GROUP 7 LEATHER B	GROUP 8	GROUP 9	GROUP 10
U.S.A.	1488	1636	1625	1764	1902	2040	2178	2316	2454	2592	2730	2867
CANADA	1935	2127	2113	2293	2473	2652	2832	3010	3190	3369	3549	3728
OVERALL DIMENSIONS	37"w 24.5"d 32.5"h			COM 54"			2 yds.					
SEAT DIMENSIONS	30"w 19"d 19"h			SHIPPING WEIGHT			62 lbs.					
SEAT TO TOP OF BACK	13.5"			CUBIC FEET			28					
TOP OF ARM TO FLOOR	26"			EXPOSED WOOD			maple					
				SPECIFY			wood finish					

HAMPTON FEATURES GUEST, MULTIPLE, PATIENT, RECLINER AND SLEEPER COMPANIONS.

HAMPTON
1102-K
Bariatric Chair
supports up to 1000 lbs.

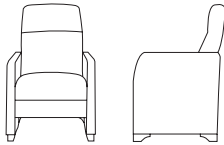


OPTIONS

- CAL CAL TB 133, see upcharge and requirements page 4
- MB Moisture Barrier, see upcharges page 6
- RC Removable Seat Cover and Back Cover \$75 per cover

Recliners

HAMPTON 1107 Recliner



	COM	COL	GROUP 1	GROUP 2	GROUP 3	GROUP 4	GROUP 5	GROUP 6 LEATHER A	GROUP 7 LEATHER B	GROUP 8	GROUP 9	GROUP 10
U.S.A.	1973	2171	2568	2874	3180	3485	3791	4097	4403	4708	5014	5320
CANADA	2565	2822	3339	3736	4134	4531	4928	5326	5723	6121	6518	6916
OVERALL DIMENSIONS	27.5"w 36"d 43"h				COM 54"		5.75 yds.					
SEAT DIMENSIONS	21"w 21"d 20.5"h				SHIPPING WEIGHT		125 lbs.					
SEAT TO TOP OF BACK	22.5"				CUBIC FEET		40					
TOP OF ARM TO FLOOR	26"				EXPOSED WOOD		maple					
EXTENDED LENGTH	65"				SPECIFY		wood finish					

HAMPTON FEATURES GUEST, MULTIPLE, PATIENT, BARIATRIC, AND SLEEPER COMPANIONS.

OPTIONS

- C Casters, set of 4 (2 locking), \$235
- CAL CAL TB 133, see upcharge and requirements page 4
- DT Drop Table, \$105
- IV IV Pole, \$250
- MB Moisture Barrier, see upcharges page 6
- PB Push Bar, \$125
- WA Wood Arm Caps, \$150
- BG Back Bump Guard, \$150

TO ORDER:

- Specify product by number
- Specify options
- Specify wood finish (see page 4)
- Specify textile pattern and color (see pages 7-20)


SAMPLE ORDER:


1107 - CAL - IV - WA - Caramel - Momentum Clique - Natural
product no. option 1 option 2 option 3 finish pattern color

For complete ordering and shipping instructions see pages 2-3.

800 763 0212

Sleepers

	COM	COL	GROUP 1	GROUP 2	GROUP 3	GROUP 4	GROUP 5	GROUP 6 LEATHER A	GROUP 7 LEATHER B	GROUP 8	GROUP 9	GROUP 10
HAMPTON	2193	2407	2614	3035	3456	3875	4296	4716	5137	5558	5978	6399
1159-S Sleeper Chair												
	CANADA	2851	3129	3398	3946	4493	5038	5585	6131	6678	7225	8318
												
	OVERALL DIMENSIONS	32"w	35"d	33.5"h			COM 54"		8.25 yds.			
	SEAT DIMENSIONS	25.5"w	22"d	18"h			SHIPPING WEIGHT		150 lbs.			
	SEAT TO TOP OF BACK	20"					CUBIC FEET		45			
	TOP OF ARM TO FLOOR	25"					EXPOSED WOOD		maple			
	EXTENDED LENGTH	85.5"					SPECIFY		wood finish			
	SLEEP SURFACE LENGTH	82"										

	COM	COL	GROUP 1	GROUP 2	GROUP 3	GROUP 4	GROUP 5	GROUP 6 LEATHER A	GROUP 7 LEATHER B	GROUP 8	GROUP 9	GROUP 10
HAMPTON	3079	3374	3601	4123	4646	5169	5691	6213	6736	7258	7780	8303
1159-2SC Loveseat Sleeper w/ casters												
	CANADA	4003	4386	4682	5360	6040	6719	7398	8076	8756	9435	10794
												
	OVERALL DIMENSIONS	53.5"w	35"d	33.5"h			COM 54"		10.25 yds.			
	SEAT DIMENSIONS	47"w	22"d	18"h			SHIPPING WEIGHT		185 lbs.			
	SEAT TO TOP OF BACK	20"					CUBIC FEET		66			
	TOP OF ARM TO FLOOR	25"					EXPOSED WOOD		maple			
	EXTENDED LENGTH	85.5"					SPECIFY		wood finish			
	SLEEP SURFACE LENGTH	82"										

HAMPTON FEATURES GUEST, MULTIPLE, PATIENT, BARIATRIC AND RECLINER COMPANIONS.

OPTIONS

- C Casters on 1159-S HAMPTON, set of 4 (2 locking), \$235
- CAL CAL TB 133, see upcharge and requirements page 4
- MB Moisture Barrier, see upcharges page 6
- WA Wood Arm Caps, \$150

TO ORDER:

- Specify product by number
- Specify options
- Specify wood finish (see page 4)
- Specify textile pattern and color (see pages 7-20)

SAMPLE ORDER:

1159-S - CAL - MB - Caramel - Momentum Clique - Natural
product no. option 1 option 2 finish pattern color

For complete ordering and shipping instructions see pages 2-3.

800 763 0212