



Features:

- Cast brass valve
- Controls On/Off and Volume functions for a single shower component in a shower system
- 1/2" and 3/4" NPT available
- Available in Cross or Lever Handle

Pictured: 888/820 Wall Valve with Lever Handle

Kit Options	Handle Type	Product Number
1/2" Wall Valve	Cross	888/020
1/2" Wall Valve	Lever	888/820
3/4" Wall Valve	Cross	888/022
3/4" Wall valve	Lever	888/822

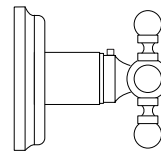


Available Finishes:	Finish Code
Polished Chrome	100
Brushed Nickel	144
Diamond (PVD)	167

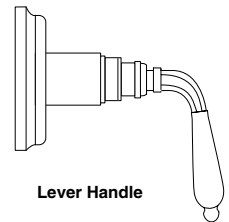
Rough & Trim Options	Handle Type	Product Number
Trim Only	Cross	888/720
Trim Only	Lever	888/722
Rough Only - 1/2" Wall Valve		865/001/191
Rough Only - 3/4" Wall Valve		865/101/191



Handle Options:



Cross Handle



Lever Handle

ROUGH-IN DIAGRAM SHOWN ON REVERSE SIDE

CODES & STANDARDS

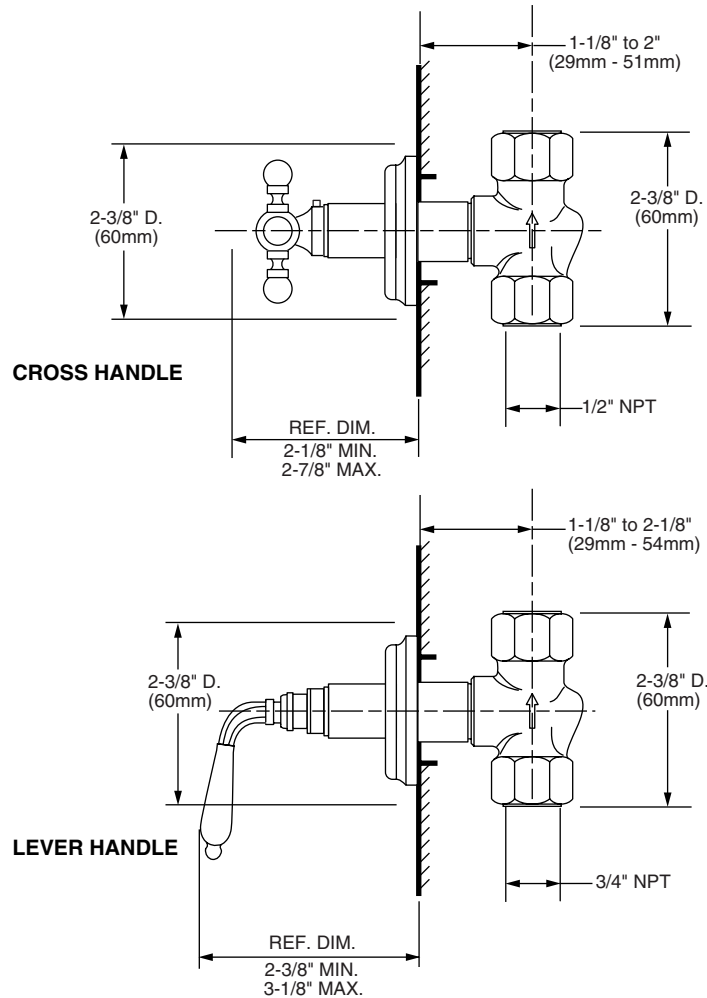
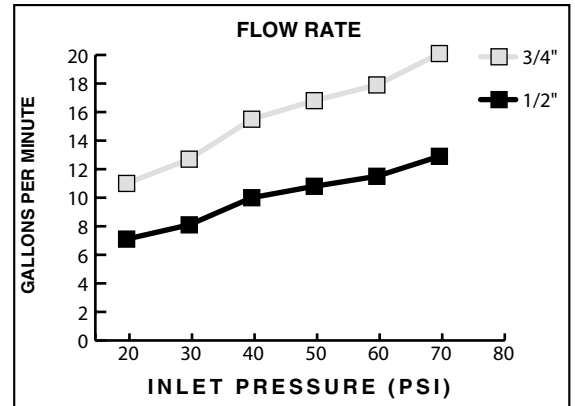
These products meet and exceed the following codes and standards:

ASME A112.18.1

CSA B125



Meets the American Disabilities Act Guidelines and **ANSI A117.1** Requirements for the physically challenged.



IMPORTANT: These measurements are subject to change or cancellation. No responsibility is assumed for use of superseded or voided pages.