

# Shapes & Sizes Coding System *PRAIRIE* stone by Northfield Block Company

## About the Code System:

All new PRAIRIE stone orders should be written in code form. In the past, each item was written out in long form describing the unit. We have come up with a code system to simplify the description. The following pages use this type of code system designating each shape drawing.

The system is first made up of the coded size of the unit deleting the "x"s between the number; i.e. 4x8x24 = 4824. After that is a series of two-letter codes divided by commas. (Note: It is important that the sizes are in order as follows: "bed depth" x "height" x "length".) Attached is a list of shape codes that will be used to describe the units. The first two letters after the size will designate texture; Groundface (GF), Rockface (RF), Chiselface (CHF) or TextureFace (TF). After that should be the main designation i.e. Window Sill (WS), Single Chamfer (SC), etc. After that are other special designations i.e. Corners (CO), Drip Cuts (DR), etc. At the end of the description will be a color code preceded by a "-". If there are similar items in the order, we will designate them by a number or letter in parenthesis following the color.

Below are a few examples of how we designate the PRAIRIE stone code numbers. If you have any questions please contact your local sales representative.

## Examples:

1. 4x4x24 Rockface – Midnight  
= 4424 RF-MD
2. 4x8x24 Groundface w/chamfer & drip – Alabaster  
= 4824 GF,SC,DR-AL
3. 6x4x24 Groundface w/chamfer, drip & right return – Buff (Shape 1) = 6424 GF,SC,DR,RT,RC-BF(1)

## Shape Codes:

### PRAIRIE stone Colors

AL — Alabaster  
BF — Buff  
GR — Graphite  
MD — Midnight  
LM — Limestone

### Earth Blend Colors

CB — Canyon blend  
DB — Desert blend  
MB — Mountain blend  
WB — Woodland blend

### Textures

GF — Groundface  
RF — Rockface  
TF — Textureface  
CHF — Chiselface

### Main Designation

SC — Single chamfer  
EC — End chamfer  
DC — Double chamfer  
FB — Full bullnose  
DB — Demi bullnose  
HB — Half bullnose  
WS — Window sill  
CP — Coping peaked  
CS — Coping sloped  
CF — Coping flat  
KS — Keystone

### Special Designations

CO — Corner (1 end finished)  
BE — Both ends finished  
DR — Drip cut  
MI — Miter inside corner  
MO — Miter outside corner  
QU — Quirk (i.e. qumo-quirk miter outside corner)  
RC — Return corner  
RT — Right hand  
LT — Left hand  
TG — Top ground  
BG — Bottom ground  
AC — Angle cut  
EU — End unit (i.e. CPEU – coping peaked end unit)  
NO — Notch cut out  
SP — Special unit (see attached drawing)  
VS — Vertical score (3/8" square cut)  
HS — Horizontal score (3/8" square cut)  
LC — "L" corner  
WC — Wash cut  
ME — Medallions  
AD — Address stone  
EG — End ground  
BK — Back finished  
LS — Lug sill  
PC — Pier cap

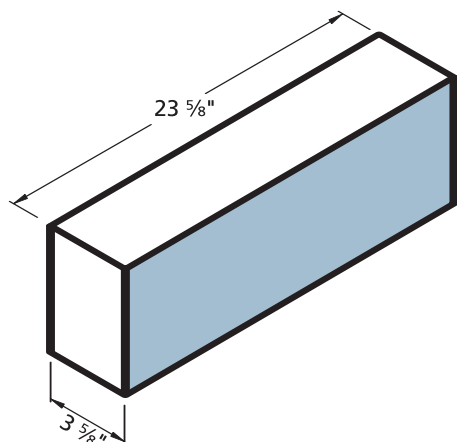
**TRENWYTH**

an Oldcastle® company

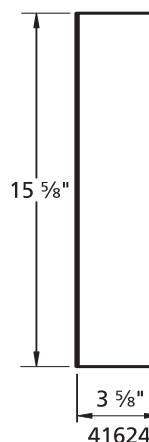
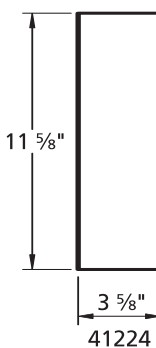
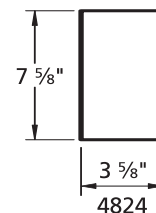
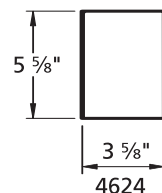
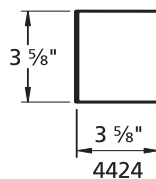
premium Architectural Masonry units

# Standard Shapes & Sizes

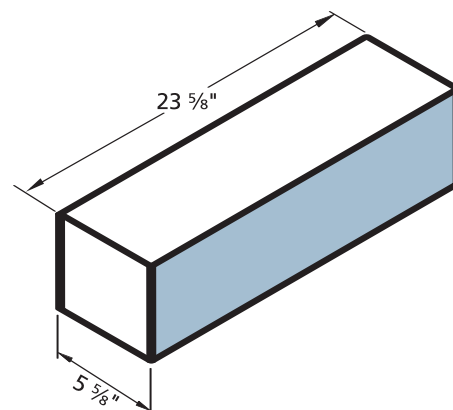
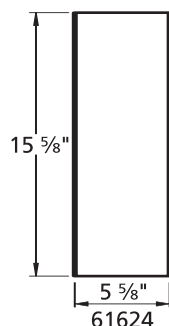
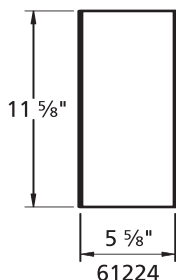
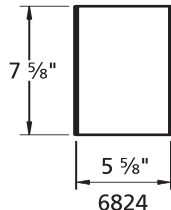
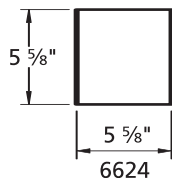
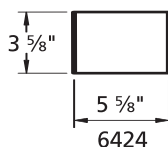
*PRAIRIE* stone  
by Northfield Block Company

**4" Depth Standard Unit (RF/GF/TF/CHF)**

Available in: Rockface (RF),  
Groundface (GF), Textureface (TF)  
and Chiselface (CHF).



Maximum Length on Rockface and Chiselface Corners is 19 5/8". Return and/or mitered corners need to be ordered separately.  
Note: All units can be cut to a specified height/length. Available with or without drip cut.

**6" Depth Standard Unit (RF/GF/TF)**

4", 6" and 8" available in Rockface (RF),  
Groundface (GF), Chiselface (CHF)  
and Textureface (TF).

12" and 16" Available in Groundface (GF)  
and Textureface (TF).

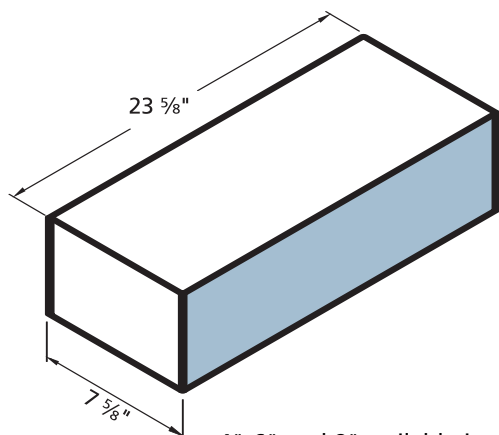


premium Architectural Masonry units

# Standard Shapes & Sizes

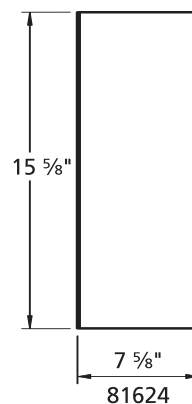
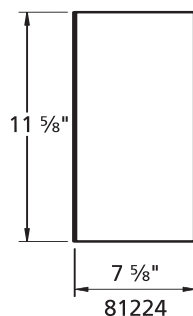
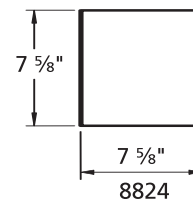
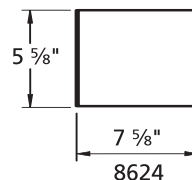
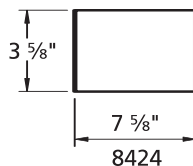
*PRAIRIE* stone  
by Northfield Block Company

## 8" Depth Standard Unit



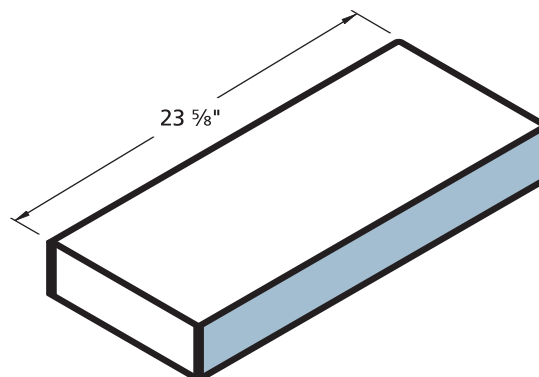
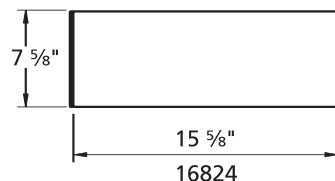
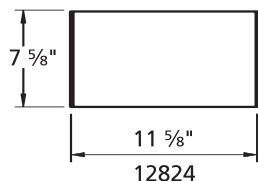
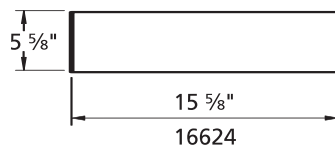
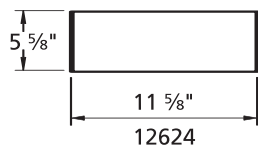

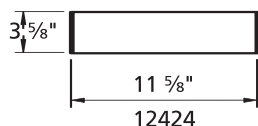
4", 6" and 8" available in  
Rockface (RF), Groundface (GF),  
Textureface (TF) and Chiselface (CF).

12" and 16" available in Groundface (GF)  
and Textureface (TF).



Maximum Length on Rockface and Chiselface Corners is 19 5/8". Return and/or mitered corners need to be ordered separately. Note: All units can be cut to a specified height/length. Available with or without drip cut.

## 12" & 16" Depth Standard Unit (RF/GF/TF/CHF)



12" available in Rockface (RF), Groundface (GF),  
Textureface (TF) and Chiselface (CHF).

16" available in Groundface (GF) and Textureface (TF).

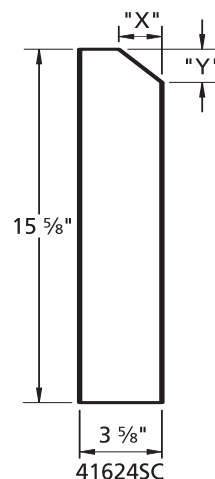
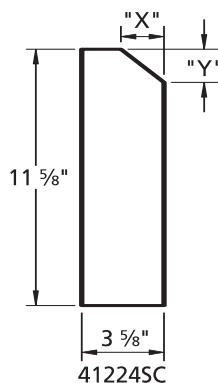
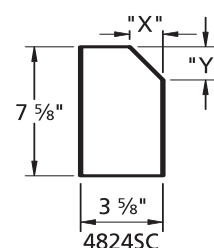
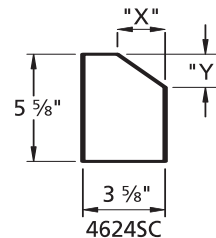
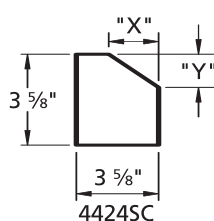
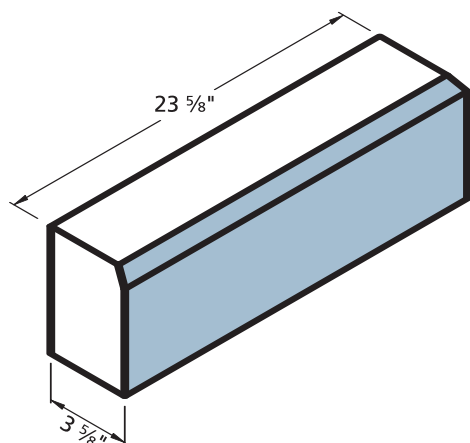
**TRENWYTH**

an Oldcastle® company

premium Architectural Masonry units

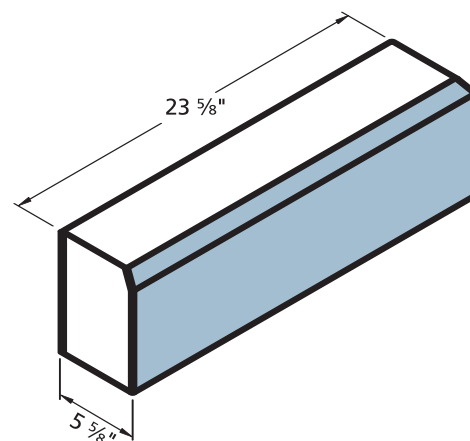
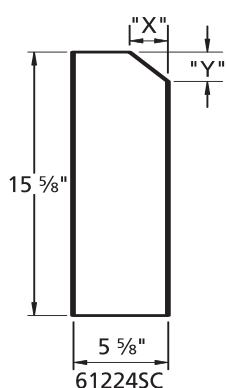
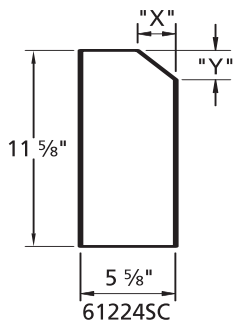
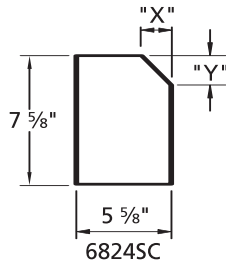
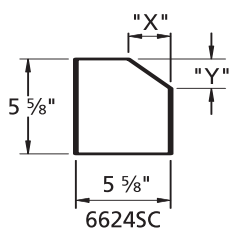
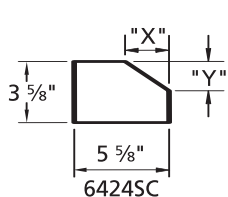
# Chamfers Shapes & Sizes

*PRAIRIE* stone  
by Northfield Block Company

**4" Single Chamfer (SC)**

Available in Rockface (RF), Groundface (GF),  
Textureface (TF) and Chiselface (CHF).

Customer must specify all chamfer dimensions. Return and/or mitered corners need to be ordered separately. Note: All units can be cut to a specified height/length. Rockface Units: Due to the irregular surface the chamfer cuts may vary. Available with or without drip cut.

**6" Single Chamfer (SC)**

4", 6" and 8" available in Rockface (RF), Groundface (GF),  
Textureface (TF) and Chiselface (CF).

12" and 16" available in Groundface (GF) and Textureface (TF).

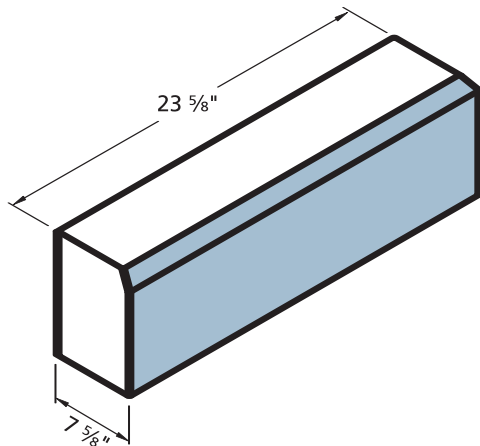


premium Architectural Masonry units

# Chamfers Shapes & Sizes

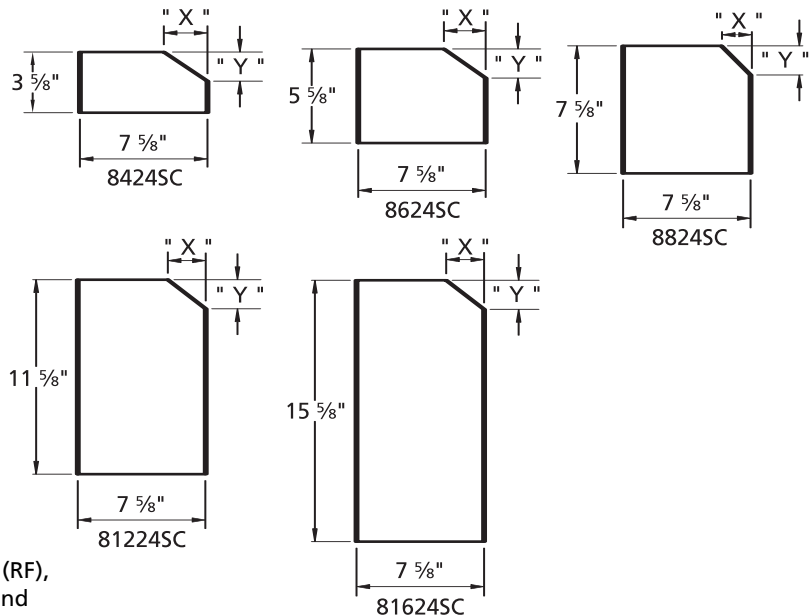
*PRAIRIE* stone  
by Northfield Block Company

## 8" Single Chamfer (SC)

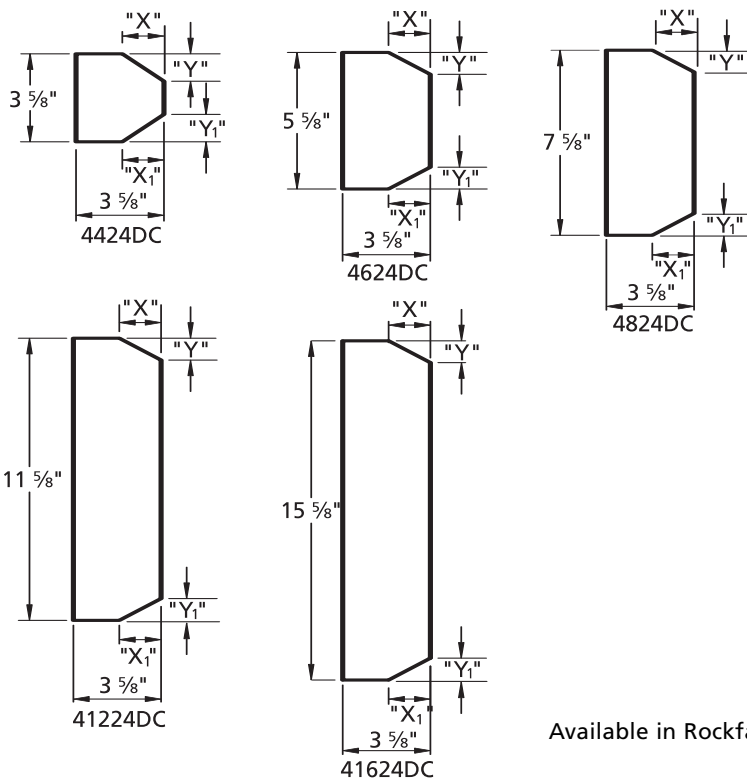


4", 6" and 8" available in Rockface (RF), Groundface (GF), Textureface (TF) and Chiselface(CF).

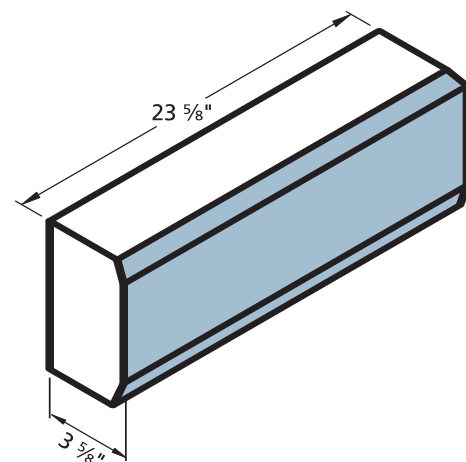
12" and 16" available in Groundface (GF) and Textureface (TF).



Maximum Length on Rockface and Chiselface Corners is 19 5/8". Return and/or mitered corners need to be ordered separately.  
Note: All units can be cut to a specified height/length. Rockface Units: Due to the irregular surface the chamfer cuts may vary.  
Customer must specify all chamfer dimensions. Both chamfers do not need to be the same. Available with or without drip cut.



## 4" Double Chamfer (DC)



Available in Rockface (RF), Groundface (GF) and Textureface (TF)

**TRENWYTH**

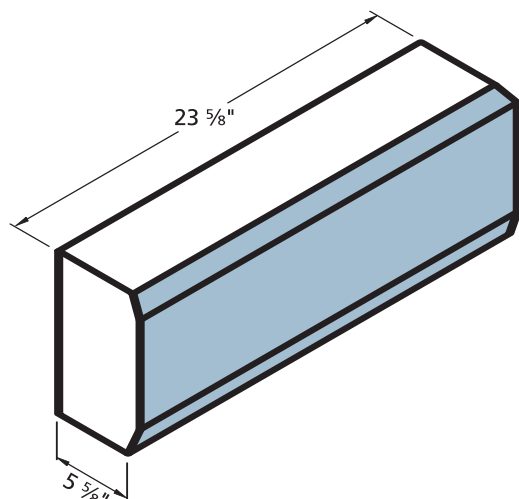
an Oldcastle® company

premium Architectural Masonry units

# Chamfers

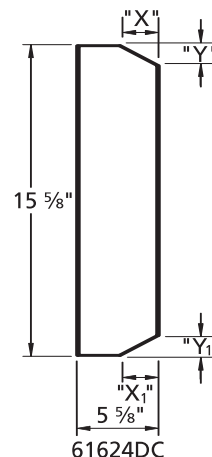
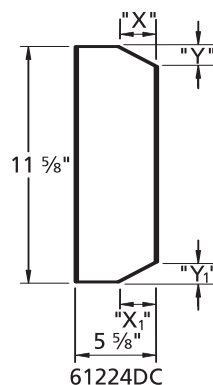
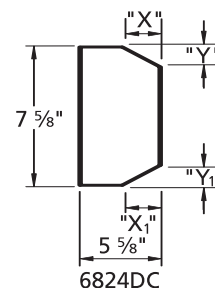
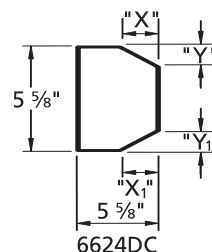
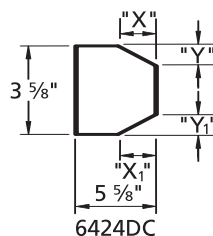
## Shapes & Sizes

*PRAIRIE* stone  
by Northfield Block Company

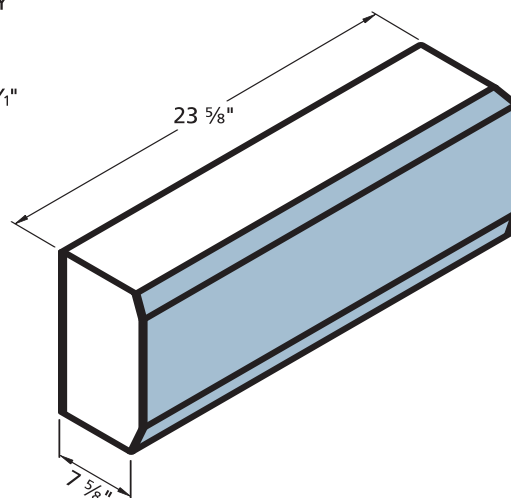
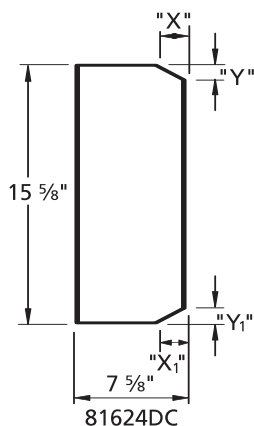
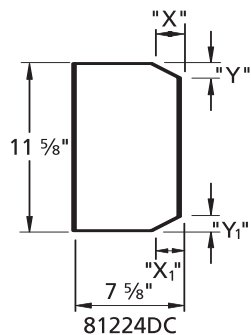
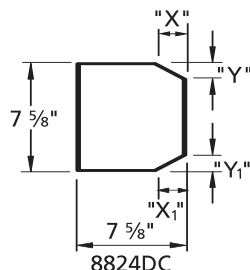
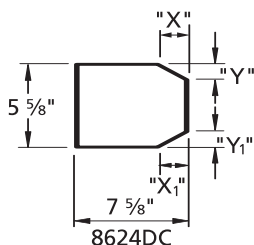
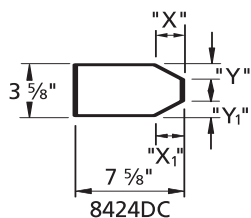
**6" Double Chamfer (DC)**

4", 6" and 8" available in Rockface (RF),  
Groundface (GF) and Textureface (TF).

12" and 16" available in Groundface (GF) and Textureface (TF).



Maximum Length on Rockface and Chiselface Corners is 19 5/8". Return and/or mitered corners need to be ordered separately. Customer must specify all chamfer dimensions. Both chamfers do not need to be the same. Return and/or mitered corners need to be ordered separately. Note: All units can be cut to a specified height/length. Rockface Units: Due to the irregular surface the chamfer cuts may vary. Available with or without drip cut.

**8" Double Chamfer (DC)**

4", 6" and 8" available in Rockface (RF), Groundface (GF),  
and Textureface (TF).

12" and 16" available in Groundface (GF) and Textureface (TF).



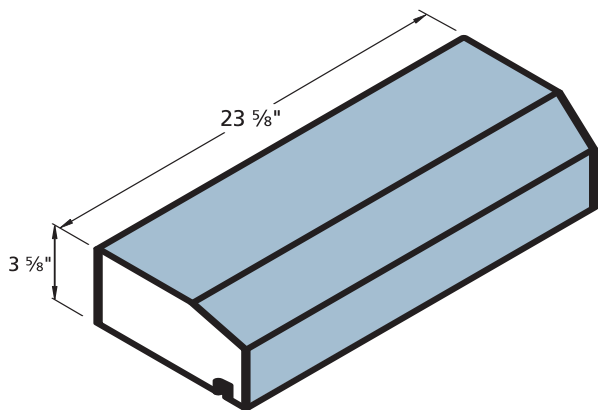
premium Architectural Masonry units

# Sills Shapes & Sizes

## *PRAIRIE* stone

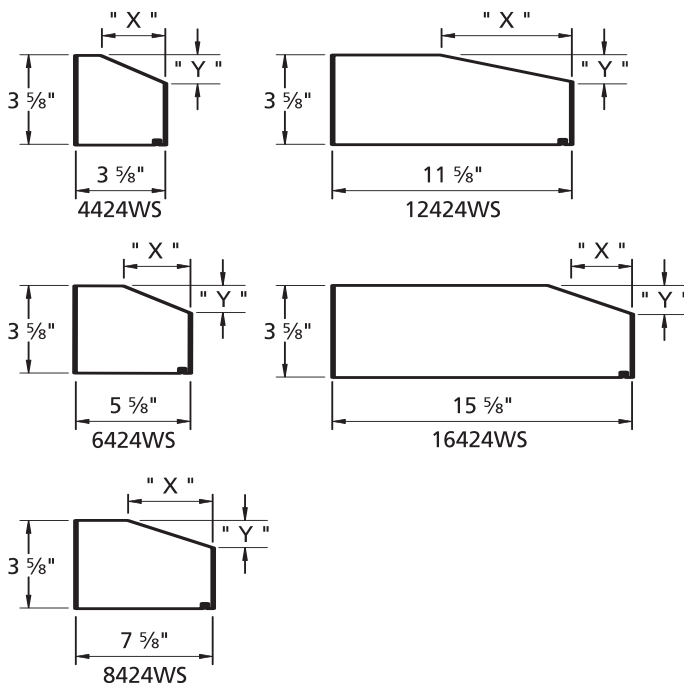
by Northfield Block Company

### 4" Window Sill (WS) Top Finished



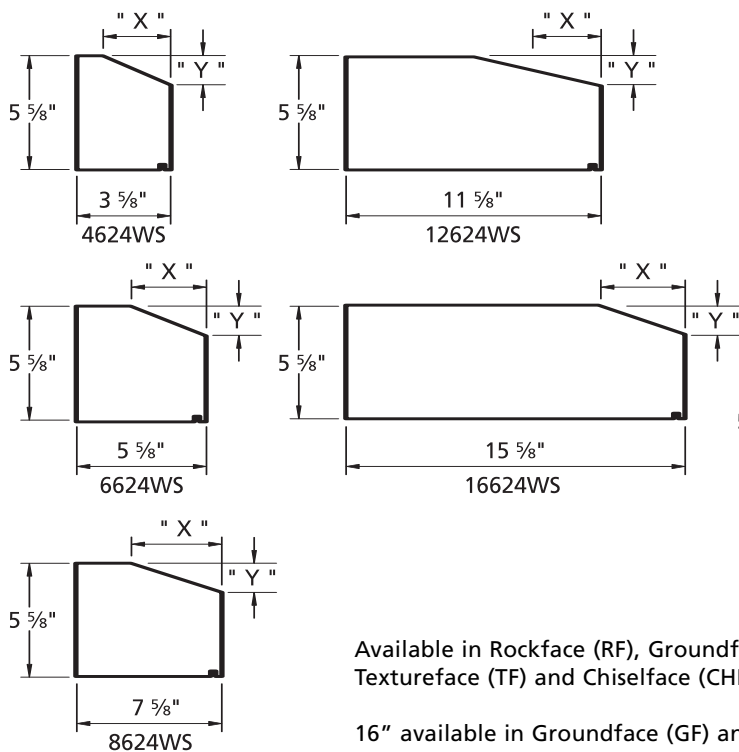
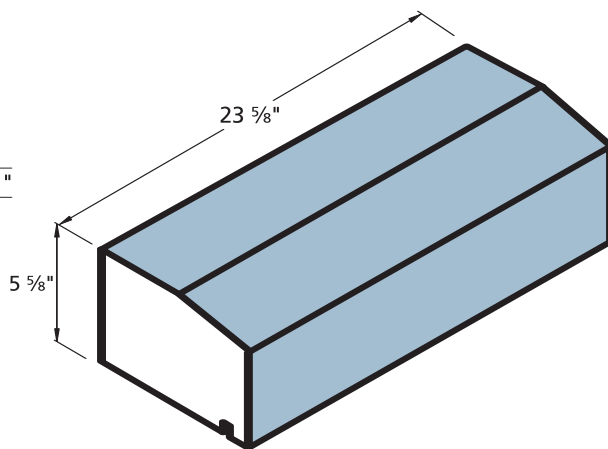
Available in Rockface (RF), Groundface (GF), Textureface (TF) and Chiselface (CHF).

16" available in Groundface (GF) and Textureface (TF).



Customer must specify all chamfer dimensions. Return and/or mitered corners need to be ordered separately. Note: All units can be cut to a specified height/length. Rockface Units: Due to the irregular surface the chamfer cuts may vary. Available with or without drip cut.

### 6" Window Sill (WS) Top Finished



Available in Rockface (RF), Groundface (GF), Textureface (TF) and Chiselface (CHF).

16" available in Groundface (GF) and Textureface (TF).

**TRENWYTH**

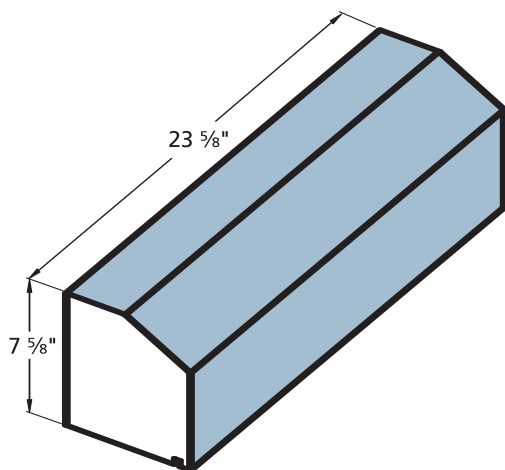
an Oldcastle® company

premium Architectural Masonry units

# Sills Shapes & Sizes

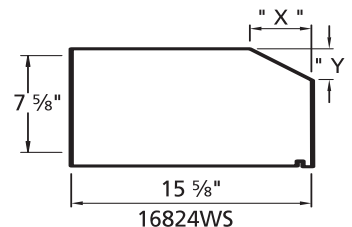
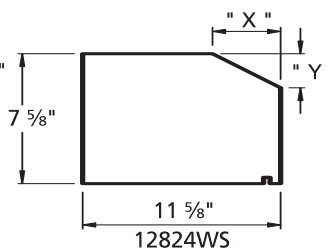
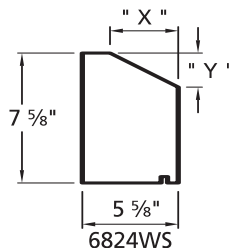
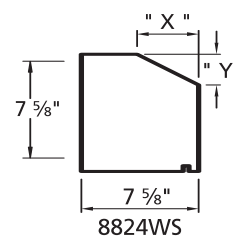
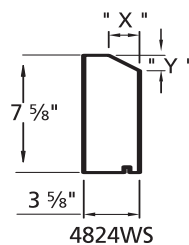
*PRAIRIE* stone  
by Northfield Block Company

## 8" High Window Sill (WS)

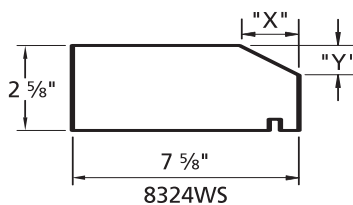
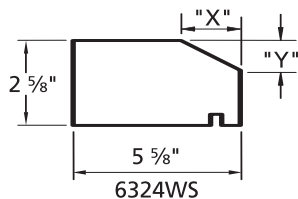
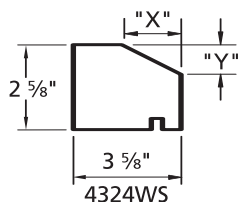


Available in Rockface (RF), Groundface (GF), Textureface (TF)  
and Chiselface (CHF).

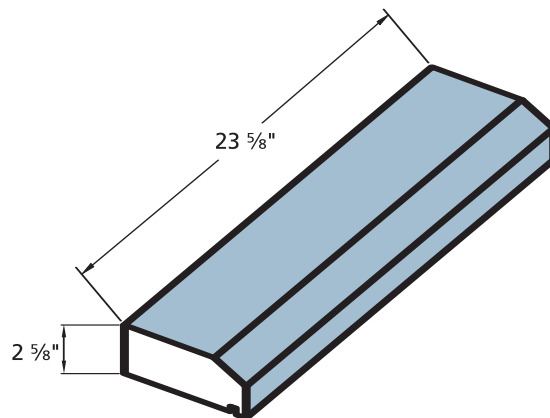
16" Available in Groundface (GF) and Textureface (TF).



Customer must specify all chamfer dimensions. Return and/or mitered corners need to be ordered separately.  
Note: All units can be cut to a specified height/length. Available with or without drip cut.



## 3" High Window Sill (WS)



Available in Groundface (GF) only



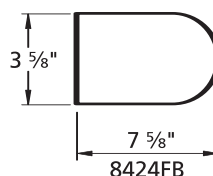
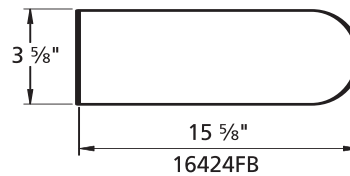
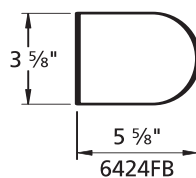
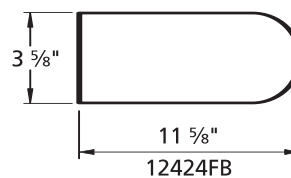
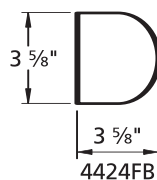
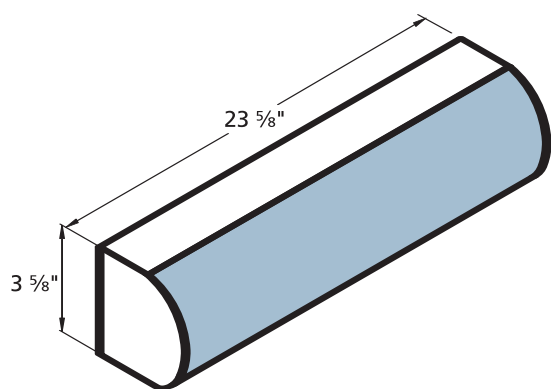


premium Architectural Masonry units

# Bullnose Shapes & Sizes

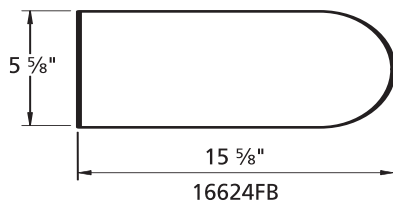
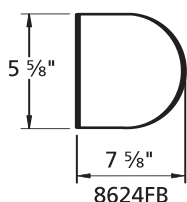
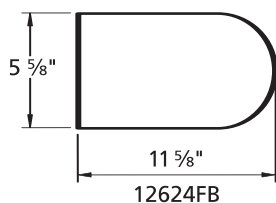
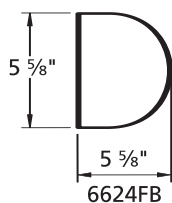
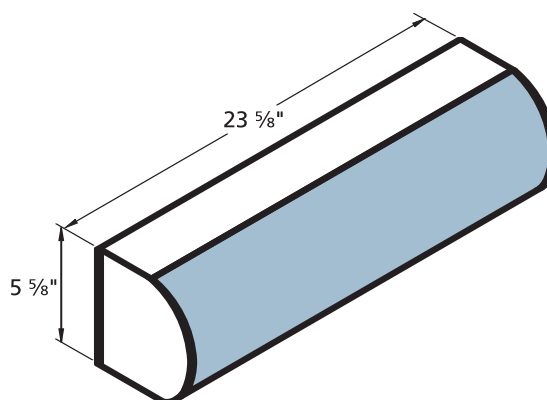
*PRAIRIE* stone  
by Northfield Block Company

## 4" High Full Bullnose (FB) 1.8" Radius



Return and/or mitered corners need to be ordered separately. Note: All units can be cut to a specified length.  
Available with or without drip cut.

## 6" High Full Bullnose (FB) 2.8" Radius



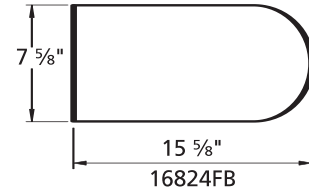
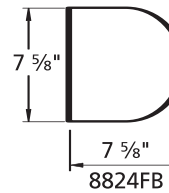
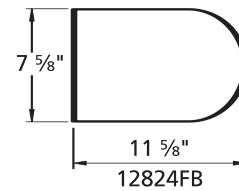
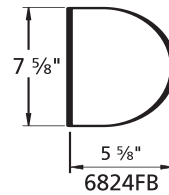
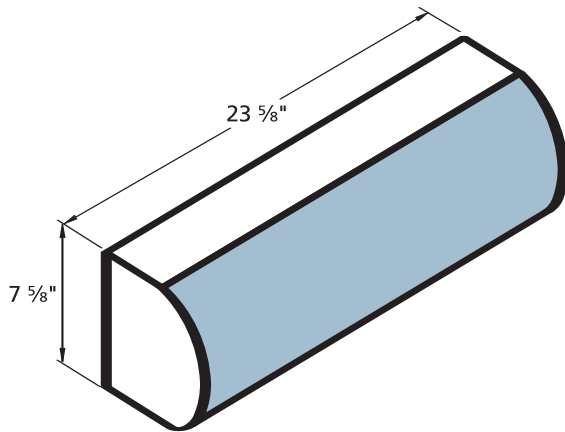


premium Architectural Masonry units

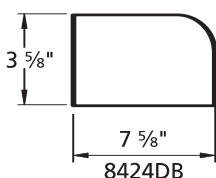

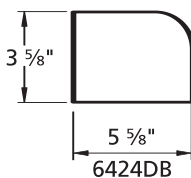
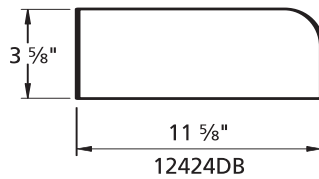
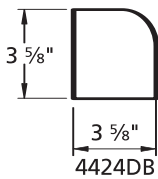
# Bullnose Shapes & Sizes

*PRAIRIE* stone  
by Northfield Block Company

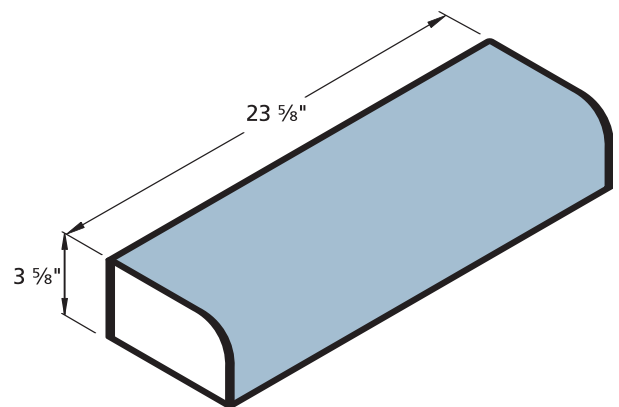
## 8" High Full Bullnose (FB) 3.8" Radius



Return and/or mitered corners need to be ordered separately. Note: All units can be cut to a specified length.  
Available with or without drip cut.



## 4" High Demi Bullnose (DB) 1.8" Radius



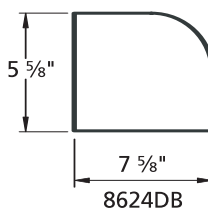
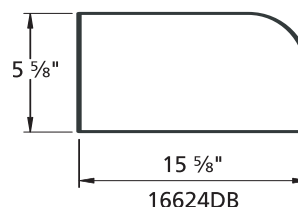
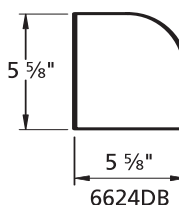
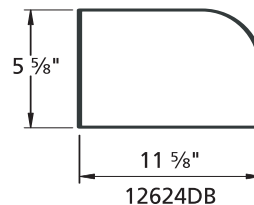
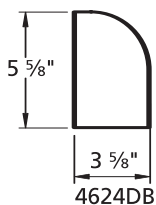
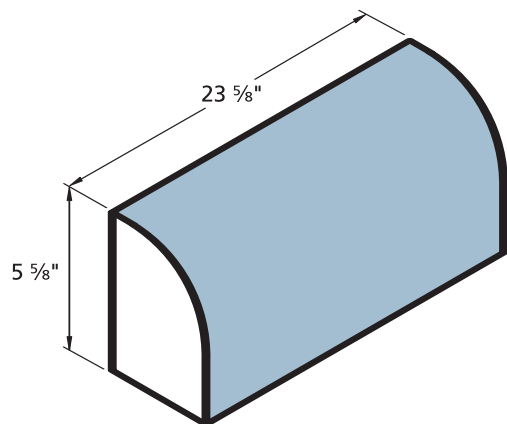


premium Architectural Masonry units

# Bullnose Shapes & Sizes

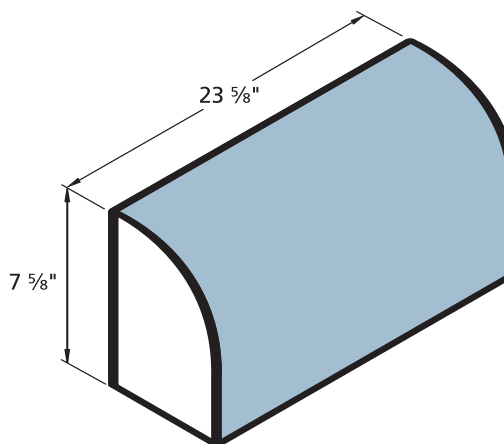
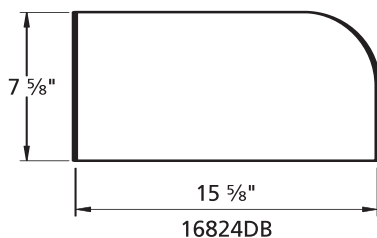
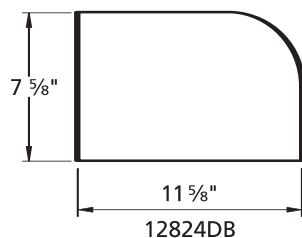
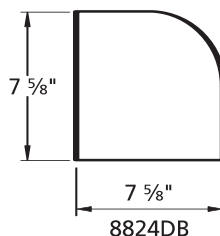
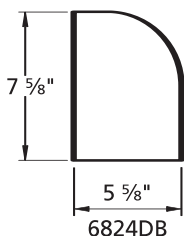
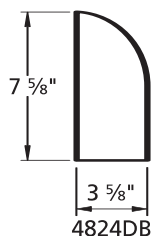
*PRAIRIE* stone  
by Northfield Block Company

## 6" High Demi Bullnose (DB) 2.8" Radius



Return and/or mitered corners need to be ordered separately. Note: All units can be cut to a specified length.  
Available with or without drip cut.

## 8" High Demi Bullnose (DB) 3.8" Radius



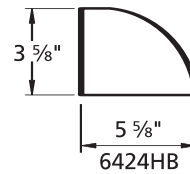
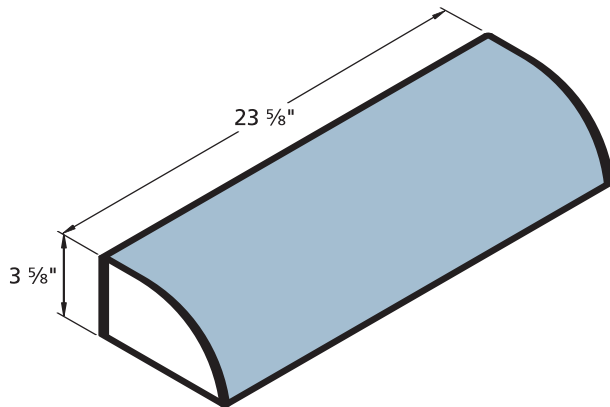


premium Architectural Masonry units

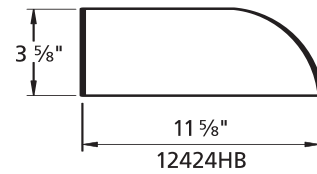
# Bullnose Shapes & Sizes

*PRAIRIE* stone  
by Northfield Block Company

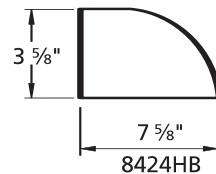
4" High Half Bullnose (HB) 3.8" Radius



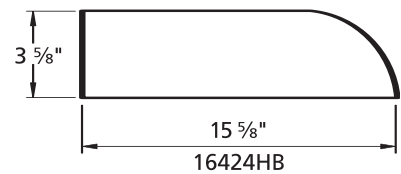
6424HB



12424HB



8424HB



16424HB

Return and/or mitered corners need to be ordered separately.

Note: All units can be cut to a specified length. Available with or without drip cut.

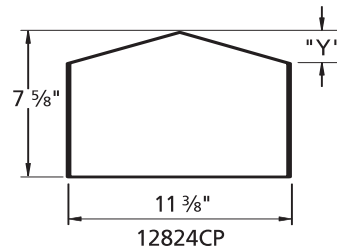
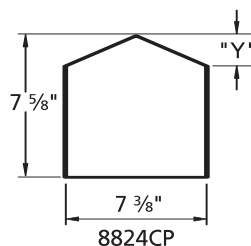
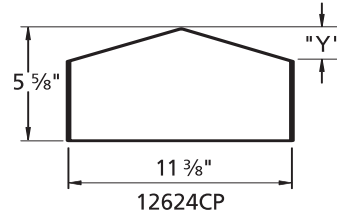
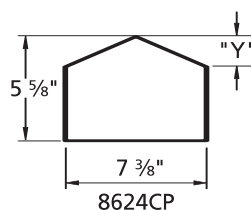
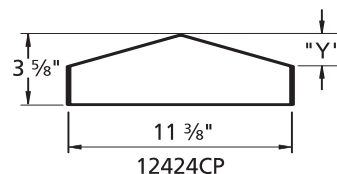
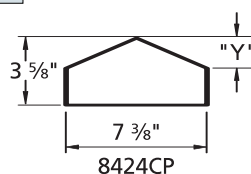
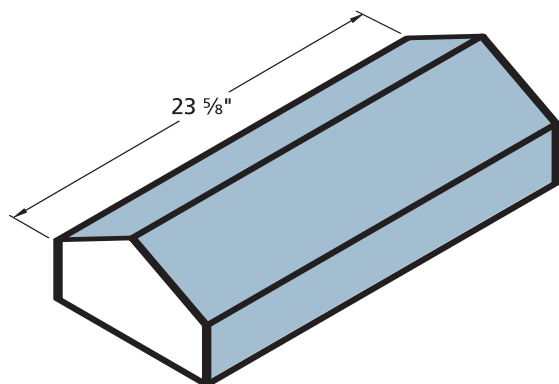


premium Architectural Masonry units

# Coping Units Shapes & Sizes

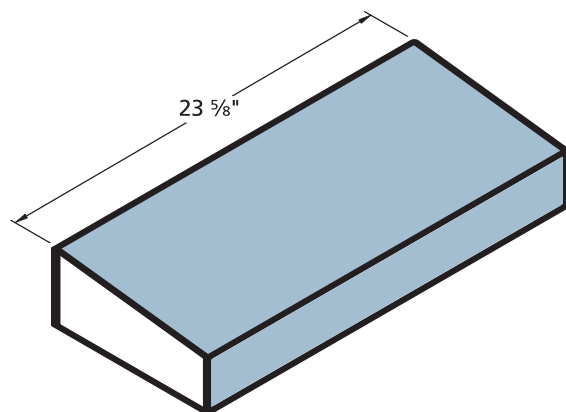
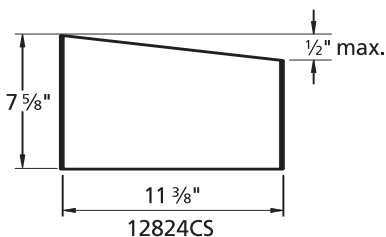
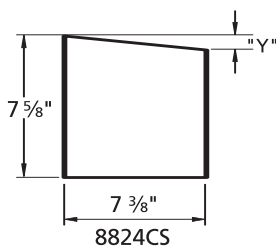
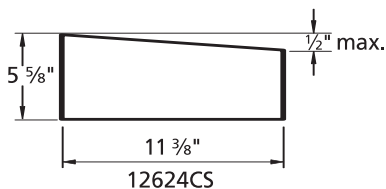
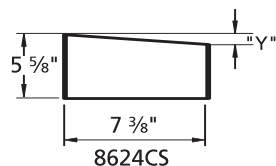
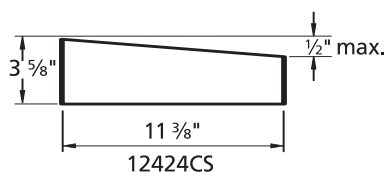
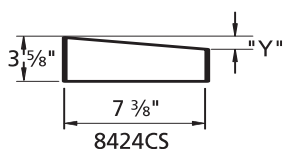
*PRAIRIE* stone  
by Northfield Block Company

## 8" and 12" Wide Coping Units – Peaked (CP)



Customer must specify all chamfer dimensions. Return and/or mitered corners need to be ordered separately.  
Note: All units can be cut to a specified height/length. Available with or without drip cut.

## 8" and 12" Coping Units – Sloped (CS)



**TRENWYTH**

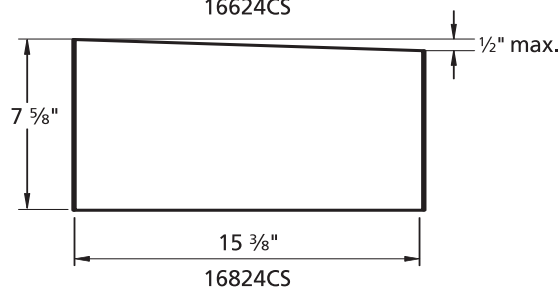
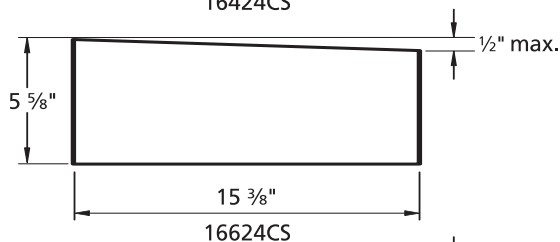
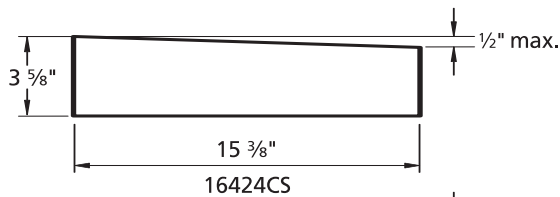
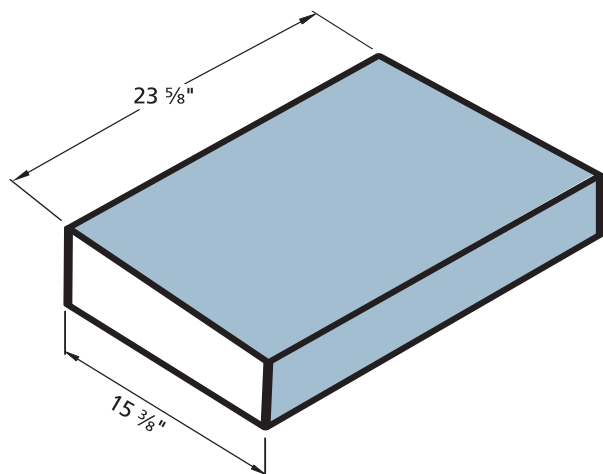
an Oldcastle® company

premium Architectural Masonry units

# Coping Units Shapes & Sizes

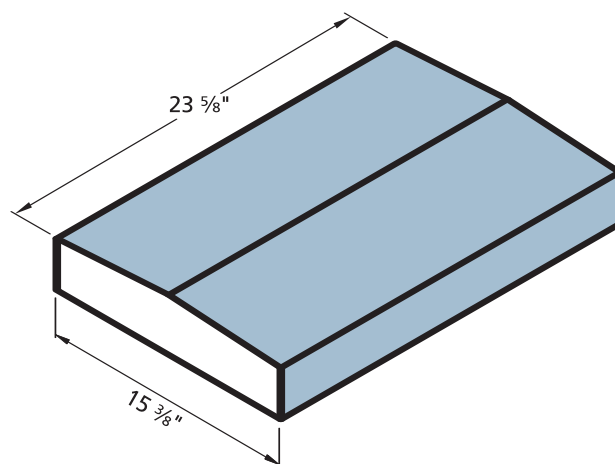
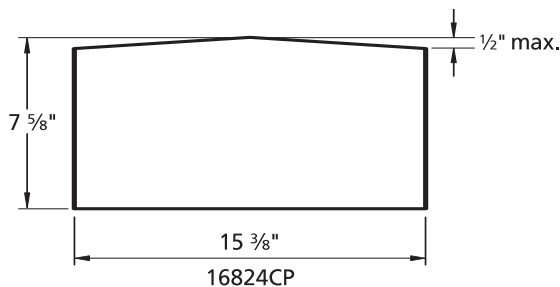
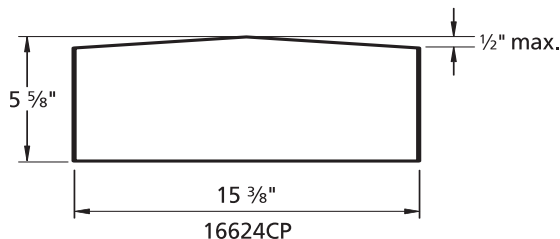
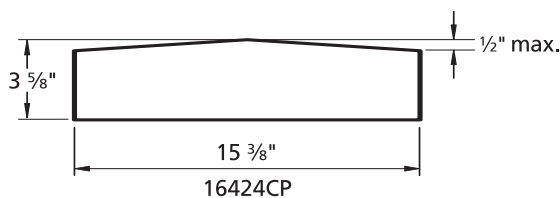
*PRAIRIE* stone  
by Northfield Block Company

## 16" Wide Coping Units – Sloped (CS)



Return and/or mitered corners need to be ordered separately. Note: All units can be cut to a specified height/length.  
Available with or without drip cut.

## 16" Wide Coping Units – Peaked (CP)




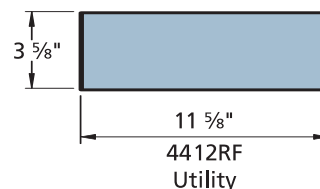
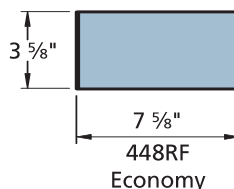
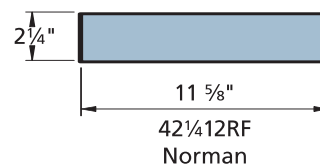
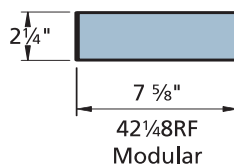
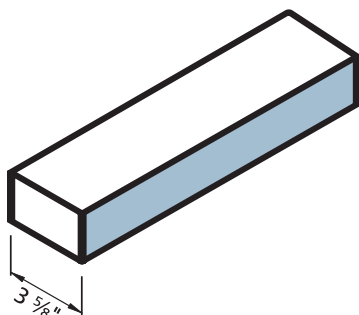


premium Architectural Masonry units

# Rock Face Brick Shapes & Sizes

*PRAIRIE* stone  
by Northfield Block Company

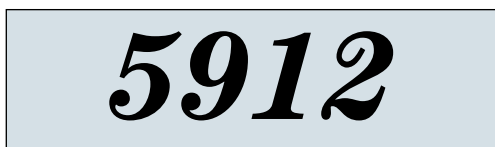
## Rock Face Brick (RF)



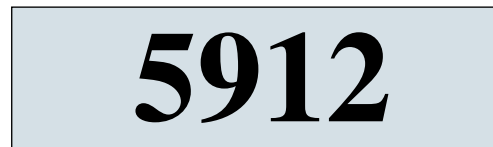
Return and/or mitered corners need to be ordered separately. Note: All units can be cut to a specified length.  
Available with or without drip cut.

## RESIDENTIAL ADDRESS STONES

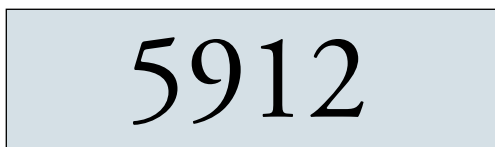
### Residential Address Stones



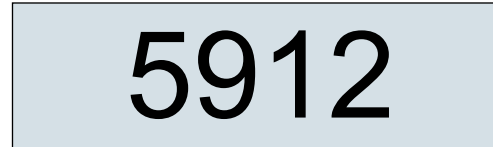
Century



Times Bold



Garamond



Arial

Note: Available in all sizes. Ask your sales representative for layout drawings. Also available in additional fonts.

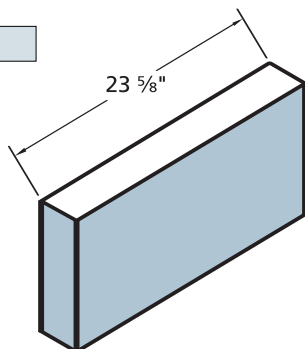


premium Architectural Masonry units

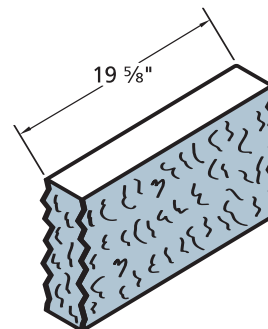
# Corner Details Shapes & Sizes

*PRAIRIE* stone  
by Northfield Block Company

## Standard Units

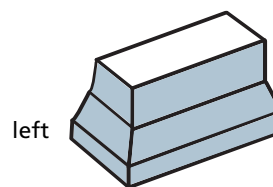
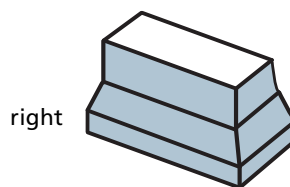
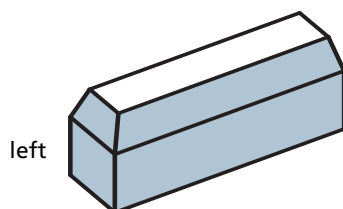
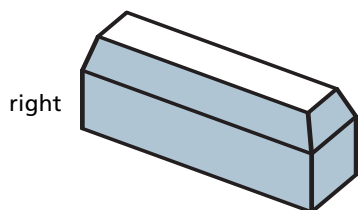


Available only in Groundface (GF)  
and Textureface (TF).





Available in Rockface (RF)  
and Chiselface (CHF).  
Maximum length is 19 5/8.

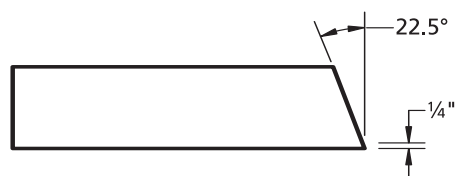
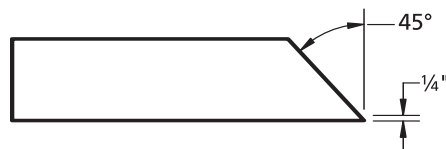
## Returned Corners



## Mitered Corners



## Quirk Mitered Corners



Note: With profiles please specify right and left hand.

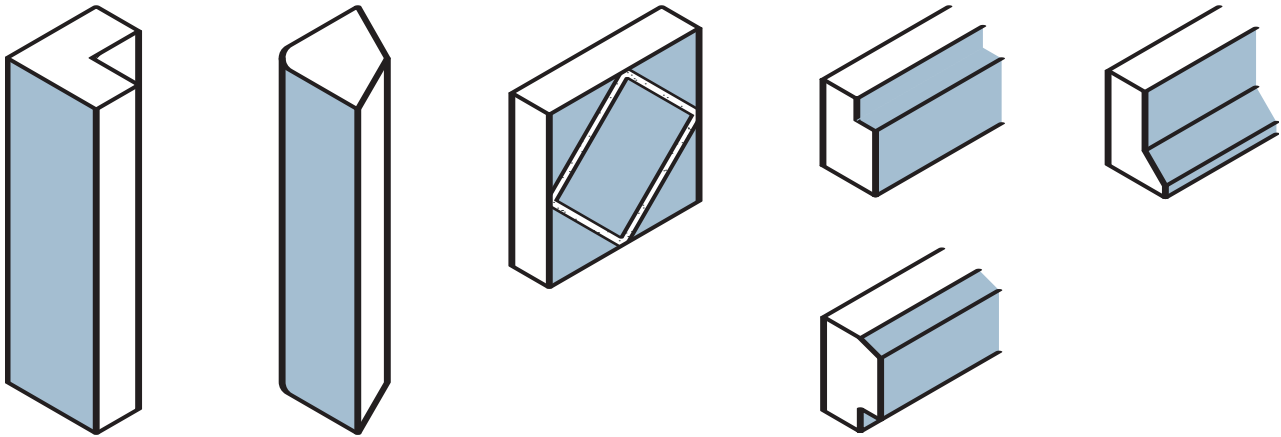




premium Architectural Masonry units

# Optional Shapes Shapes & Sizes *PRAIRIE* stone by Northfield Block Company

## Optional Shapes



Note: All units can be cut to a specified height/length.

**LET US HELP YOU DESIGN YOUR NEXT DETAIL!**

## Design Options

