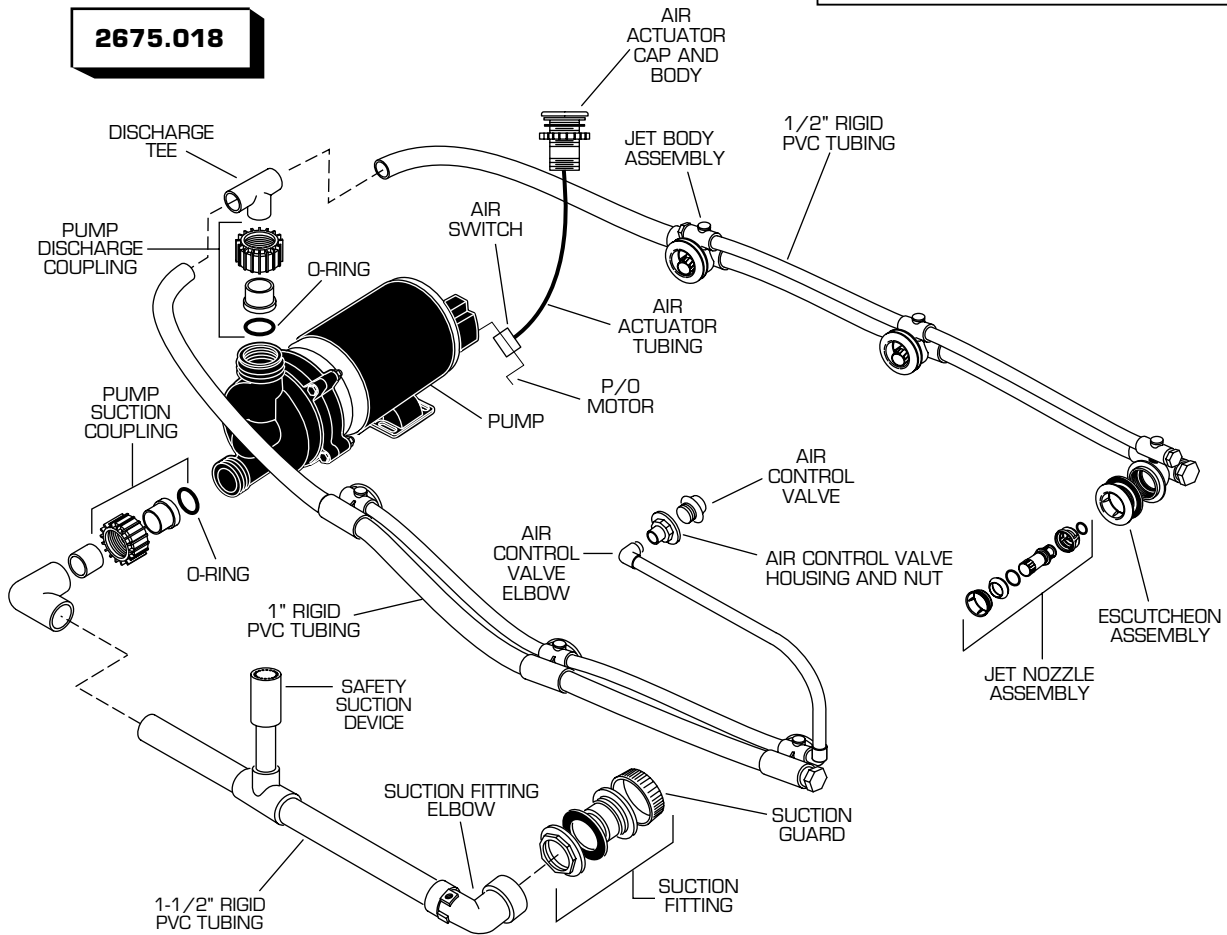




PHENIX 5 WHIRLPOOL MODEL NUMBER



American Standard

2675.018



DESCRIPTION	PART NUMBER	PKG QTY
Pump Suction Coupling	047186-0070A	1
O-Ring	047187-0070A	1
Pump Discharge Coupling	047186-0070A	1
★ Air Control Valve	751676-XXXOA	1
★ Air Control Valve Housing and Nut	068917-XXXOA	1
★ Jet Nozzle Assembly 	047587-XXXOA	1
★ Escutcheon Assembly 	047588-XXXOA	1
Jet Body Assembly	047627-0070A	1
★ Suction Guard	047463-XXXOA	1
★ Suction Fitting	047550-XXXOA	1
Suction Fitting Elbow	047546-0070A	1
Discharge Tee	047438-0070A	1
Pump w/Air Switch (1 HP)	752444-0070A	1
Air Switch	See Section J	-
★ Air Actuator Cap and Body	752439-XXXOA	1
Air Actuator Tubing	047602-0070A	3 ft.
Safety Suction Device	752382-0070A	1

NOTE: Schedule 40 Rigid PVC Piping available through local plumbing supply outlets.
See Section "J" for Additional Parts and Accessories.

-  Removal/installation requires tool part no. 047530-0070A.
 Removal/installation requires tool part no. 047605-0070A.

★ Replace XXX with Fixture Color Code; see page VII