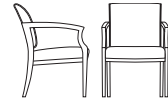


Side chair F47237

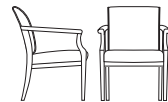
Overall dimensions	22.5"w x 27"d x 33.5"h	Weight	30 lbs.
Seat dimensions	19.5"w x 18.5"d x 18.5"h	Cubic feet	22
Seat to top of back	16"	COM	1.75 yds.
Top of arm to seat	8.5"	COL	35 sq. ft.
Exposed wood	European beech		



Standard features	Options available
<ul style="list-style-type: none"> • Solid hardwood frame • Open, Sloped, Square arms • Upholstered seat and back 	<ul style="list-style-type: none"> • Frame finish <ul style="list-style-type: none"> - Standard veneers - Black paint

Side chair F47337


Overall dimensions	25"w x 27"d x 33"h	Weight	30 lbs.
Seat dimensions	19.5"w x 18.5"d x 18.5"h	Cubic feet	22
Seat to top of back	16"	COM	1.75 yds.
Top of arm to seat	7.75"	COL	35 sq. ft.
Exposed wood	European beech		



Standard features	Options available
<ul style="list-style-type: none"> • Solid hardwood frame • Open, Straight, Round End arms • Upholstered seat and back 	<ul style="list-style-type: none"> • Frame finish <ul style="list-style-type: none"> - Standard veneers - Black paint

Side chair F47437

Overall dimensions	22.5"w x 27"d x 33.5"h	Weight	30 lbs.
Seat dimensions	19.5"w x 18.5"d x 18.5"h	Cubic feet	22
Seat to top of back	16"	COM	1.75 yds.
Top of arm to seat	8.5"	COL	35 sq. ft.
Exposed wood	European beech		



Standard features	Options available
<ul style="list-style-type: none"> • Solid hardwood frame • Open, Sloped, Square Extended arms • Upholstered seat and back 	<ul style="list-style-type: none"> • Frame finish <ul style="list-style-type: none"> - Standard veneers - Black paint

Side chair F47637

Overall dimensions	22"w x 24.5"d x 32"h	Weight	24 lbs.
Seat dimensions	19.5"w x 20"d x 19"h	Cubic feet	13
Seat to top of back	14.25"	COM	1.125 yds.
Top of arm to seat	8.5"	COL	22.5 sq. ft.
Exposed wood	European beech		



Standard features	Options available
<ul style="list-style-type: none"> • Solid hardwood frame • Open arms • Upholstered seat • Slat back 	<ul style="list-style-type: none"> • Frame finish <ul style="list-style-type: none"> - Standard veneers - Black paint



Standard textile & finish selection

<https://ofs.com/resources/textiles>
<https://ofs.com/resources/finishes>

Frame construction

- | | |
|------------|--|
| Seat | <ul style="list-style-type: none">• OSB seat covered with polypropylene webbing• Multi-tiered poly seats feature plywood seat pan• Polyurethane foam |
| Back | <ul style="list-style-type: none">• The upholstered back assembly is a sound hardwood frame with a polypropylene cover material applied• Polyurethane foam |
| Upholstery | <ul style="list-style-type: none">• All fabric and leather pieces are cut with automated cutters that utilize precise patterns |
| Arms | <ul style="list-style-type: none">• Solid hardwood |
| Assembly | <ul style="list-style-type: none">• The joints are assembled using mortise and tenon construction, glue and/or corner blocks, dowels, screws or staples |

Foam

- | | |
|------|---|
| Seat | <ul style="list-style-type: none">• 2" Premium grade foam• 50 lb. Compression• 2.2 Density• .75 oz. Fiber overlay on top |
| Back | <ul style="list-style-type: none">• 2" Premium grade foam• 35 lb. Compression• 1.8 Density |