



PROMENADE[®]

Seating



Promenade seating offers endless configuration possibilities for both indoors and outdoors. Mix and match durable modular components to create just the right solution for your space. Available with perforated steel or upholstered seats and backs or as perforated steel bench.

STATEMENT OF LINE

PROMENADE SEATING

Seat



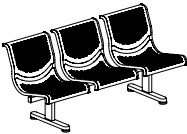
One Seat and Inline Table
W45" D26" H32"
Seat: W21" D26³/₁₆" H17⁷/₈"




Two Seats
W45" D26" H32"
Seat: W21" D26³/₁₆" H17⁷/₈"



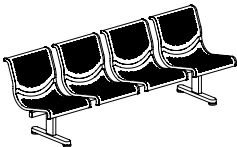
Two Seats and Inline Table
W69" D26" H32"
Seat: W21" D26³/₁₆" H17⁷/₈"



Three Seats
W69" D26" H32"
Seat: W21" D26³/₁₆" H17⁷/₈"

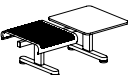


Three Seats and Inline Table
W93" D26" H32"
Seat: W21" D26³/₁₆" H17⁷/₈"

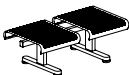


Four Seats
W93" D26" H32"
Seat: W21" D26³/₁₆" H17⁷/₈"

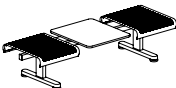
Bench



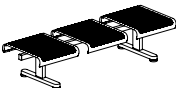
One Bench and Inline Table
W45" D22¹/₂" H16"
Seat: W21" D22¹/₂" H16"



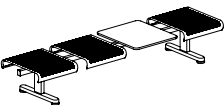
Two Benches
W45" D22¹/₂" H16"
Seat: W21" D22¹/₂" H16"



Two Benches and Inline Table
W69" D22¹/₂" H16"
Seat: W21" D22¹/₂" H16"



Three Benches
W69" D22¹/₂" H16"
Seat: W21" D22¹/₂" H16"

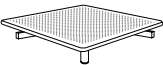


Three Seats and Inline Table
W93" D22¹/₂" H16"
Seat: W21" D22¹/₂" H16"



Four Seats
W93" D22¹/₂" H16"
Seat: W21" D22¹/₂" H16"

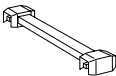
ADDITIONAL COMPONENTS



Corner Table
W30" D30" H17"



Inline Table
W20" D20" H17"



Back Ganging Bar

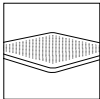
OPTIONS

Seat



Upholstered
Seat and Back

Table




Perforated Steel



Laminate

PROMENADE SEATING FEATURES



- A. Modular Configurability**
Modular design and beam anchoring system provide endless configurations for both indoors and outdoors.
- B. Durability**
Durable components can be mixed or matched for endless versatility.
- C. Easy to Clean**
Beam construction allows for easy cleaning.
- D. Material Options**
Seats are available with perforated steel or upholstered seat and backs. Benches are available with perforated steel.
- E. Table Options**
In-line and corner tables provide space planning options for straight, L-shape or U-shape configurations.
- F. Base Options**
Configurations are available with freestanding (shown) or anchored bases.

PROMENADE SEATING LINKS

View full product details at ki.com/promenade.

PHOTOGRAPHY

View all product photos.

PRICE LIST

View list pricing and order details.

SUSTAINABILITY

View environmental data sheet.

SURFACE MATERIALS

View approved fabrics and finishes.

TECH SPECS

View technical specifications.



1330 BELLEVUE STREET P.O. BOX 8100
GREEN BAY, WI 54308-8100
800.424.2432 / [KI.COM](https://ki.com)
KI is a trusted expert for furniture and wall systems around the globe.
USA | CANADA | MEXICO | UK | EUROPE | ASIA | MIDDLE EAST
© 2022 Krueger International, Inc. All Rights Reserved.
KI-CUT-000088/KI/PDF/1222

Warranty:
Indoor – 15 years
Outdoor – 3 years