

| | | | | | | | | | | |
|---------------------|--|--|--|--|--|--|--|--|--|--|
| Worksurfaces | <div><div><div>XWR</div><div>XWD</div><div>XWT</div><div>XWCT</div><div>XWMQ</div></div><div><div>Available Edge Trim Style, if applicable</div><div>6 Straight Trim</div><div>9 Flintwood Flat Trim</div></div><div><div>Available Corner Detail, if applicable</div><div>S Standard (for trim style 6 or 9)</div><div>R Radius (for trim style 6 only)</div></div></div> | | | | | | | | | |
| Supports | <div><div><div><div>Legs</div><div>Standard C-Leg (C) T-Leg (T)</div><div>F29 Fixed Height</div><div>XSLD</div></div><div><div>Arched C-Leg (C) T-Leg (T)</div><div>ASR Height Adjust. – Standard Range</div><div>XSLA</div></div><div><div>C-Leg (C) T-Leg (T)</div><div>F29 Fixed Height</div><div>XSLD</div></div><div><div>Slender C-Leg (C) T-Leg (T)</div><div>ASR Height Adjust. – Standard Range</div><div>XSLS</div></div><div><div>C-Leg (C) T-Leg (T)</div><div>F29 Fixed Height</div><div>XSLD</div></div><div><div>Available Casters/Levelers if applicable</div><div>L Levelers</div><div>C Casters</div></div><div><div>Post</div><div>ASR Height Adjust. – Standard Range</div><div>XSPS</div></div><div><div>F29 Fixed Height</div><div>F29 Fixed Height</div><div>XSPS</div></div><div><div>Available Caster/Leveler if applicable</div><div>L Leveler</div><div>C Caster</div></div><div><div>Thesis Standard Height (29) ADA Height (33)</div><div>C Casters</div><div>XSPA</div></div><div><div>F / P / S Levelers – Glides</div><div>F / P / S Levelers – Glides</div><div>XSPA</div></div></div></div> | | | | | | | | | |
| Tables | <div><div><div><div>Flip-Top Tables</div><div>Standard Legs C-Leg (C)</div><div>XTFTD</div></div><div><div>T-Leg (T)</div><div>XTFTA</div></div><div><div>Arched Legs C-Leg (C) only</div><div>XTFTS</div></div><div><div>Slender Legs C-Leg (C)</div><div>XTFTK</div></div><div><div>Kupp Legs</div><div>XTFAS</div></div><div><div>Thesis Legs</div><div>XTFAG</div></div><div><div>N Non Magnetic</div><div>XTFAG</div></div><div><div>M Magnetic</div><div>XTFAG</div></div><div><div>Available Casters only</div><div>Casters</div></div><div><div>Available Glass Finish, if applicable</div><div>Back-Painted</div></div></div><div><div><div>Folding Tables</div><div>Standard Legs C-Leg (C)</div><div>XTFSD</div></div><div><div>T-Leg (T)</div><div>XTFSA</div></div><div><div>Arched Legs C-Leg (C)</div><div>XTFSS</div></div><div><div>Slender Legs C-Leg (C)</div><div>XTFLD</div></div><div><div>Standard Legs C-Leg (C)</div><div>XTFLA</div></div><div><div>Arched Legs C-Leg (C)</div><div>XTFLS</div></div><div><div>T-Leg (T)</div><div>XTFLS</div></div><div><div>Slender Legs C-Leg (C)</div><div>XTFLS</div></div><div><div>T-Leg (T)</div><div>XTFLS</div></div><div><div>Available Casters/Levelers if applicable</div><div>L Levelers</div><div>C Casters</div></div><div><div>Available Corner Detail, if applicable</div><div>S Standard (for trim style 6 or 9)</div><div>R Radius (for trim style 6 only)</div></div></div><div><div><div>Lightweight Folding Tables</div><div>Standard Legs C-Leg (C)</div><div>XTFLD</div></div><div><div>T-Leg (T)</div><div>XTFLA</div></div><div><div>Arched Legs C-Leg (C)</div><div>XTFLS</div></div><div><div>T-Leg (T)</div><div>XTFLS</div></div><div><div>Slender Legs C-Leg (C)</div><div>XTFLS</div></div><div><div>T-Leg (T)</div><div>XTFLS</div></div><div><div>Available Casters/Levelers if applicable</div><div>L Levelers</div><div>C Casters</div></div><div><div>Available Corner Detail, if applicable</div><div>S Standard (for trim style 6 or 9)</div><div>R Radius (for trim style 6 only)</div></div></div></div> | | | | | | | | | |
| | <div><div><div><div>Mobile Trolley</div><div>XTMT</div></div><div><div>High Tables</div><div>Single-Sided 36" or 42" h Thesis Legs</div><div>XTHAS</div></div><div><div>Team</div><div>XTHAD</div></div><div><div>Hub Tables</div><div>Single-Sided 29" h</div><div>XTHS</div></div><div><div>36" or 42" h</div><div>XTHS</div></div><div><div>29" h</div><div>XTHS</div></div><div><div>36" or 42" h</div><div>XTHS</div></div><div><div>Double-Sided 29" h</div><div>XTHD</div></div><div><div>36" or 42" h</div><div>XTHD</div></div><div><div>F / P / S Levelers – Glides</div><div>XTHAS</div></div><div><div>F / P / S Levelers – Glides</div><div>XTHAD</div></div><div><div>F Full-Height – No Cable Pass-Through</div><div>XTHS</div></div><div><div>G Full-Height – With Cable Pass-Through</div><div>XTHS</div></div><div><div>W Wall-Access</div><div>XTHS</div></div><div><div>H Half-Height</div><div>XTHD</div></div><div><div>This symbol is used for products designed for people with reduced mobility (Products comply with Americans with Disabilities Act (ADA))</div><div></div></div></div></div> | | | | | | | | | |
| Instructor | <div><div><div><div>Instructor Work.</div><div>Thesis Leg (A)</div><div>XTPW</div></div><div><div>Available Corner Detail, if applicable</div><div>S Standard (for trim style 6 or 9)</div><div>R Radius (for trim style 6 only)</div></div></div><div><div><div>Instructor Desk</div><div>XTPD</div></div><div><div><div>Instructor Desk with Fixed Lectern</div><div>XTPT</div></div><div><div><div>Lectern Podium</div><div>M Mobile (Shown)</div><div>S Stationary</div><div>XTPL</div></div></div></div></div></div> | | | | | | | | | |
| Table Accessories | <div><div><div><div>Modesty Panels</div><div>For Worksurfaces only Solid</div><div>XCMS</div></div><div><div>Metal</div><div>XCMM</div></div><div><div>For Flip-Top Tables only Solid</div><div>XCMSF</div></div><div><div>Metal</div><div>XCMMF</div></div><div><div>Without Built-In Cable Tray</div><div>XCMSF</div></div><div><div>Available Embossed Patterns if applicable</div><div>201 Square Solo</div><div>401 Dot Solo</div></div><div><div>For Kupp Flip-Top Table only Solid</div><div>XCMSK</div></div><div><div>Smooth Felt</div><div>XCMZK</div></div><div><div>Table Screens</div><div>Fabric – Back</div><div>XCSBF</div></div><div><div>Glass – Back</div><div>XCSBG</div></div><div><div>Fabric – Lateral</div><div>XCSLF</div></div><div><div>Glass – Lateral</div><div>XCSLG</div></div><div><div>G Non Magnetic Glass</div><div>XCSBG</div></div><div><div>G Non Magnetic Glass</div><div>XCSLG</div></div></div><div><div><div><div>Thesis Leg only</div><div>XCLDC</div></div><div><div>XCLPF</div></div><div><div>XCHK</div></div><div><div>XCHW</div></div><div><div>XCALE</div></div><div><div>XALK</div></div><div><div>XCALC</div></div><div><div>XCFTM</div></div><div><div>XCDEK</div></div></div></div></div> | | | | | | | | | |
| Collaboration Tools | <div><div><div><div>XCMBM</div><div>G Glass – Non Magnetic – Front Configuration</div></div><div><div>Back Configuration</div><div>E Felt</div><div>G Glass – Non Magnetic</div></div><div><div>XCMBM</div><div>M Glass – Magnetic – Front Configuration</div></div><div><div>Back Configuration</div><div>E Felt</div><div>M Glass – Magnetic</div></div></div><div><div>Available Glass Finish, if applicable</div><div>Back-Painted</div></div></div> | | | | | | | | | |

Mobile Trolley

XTMT

High Tables

Single-Sided
36" or 42" h Thesis Legs

XTHAS

Team

XTHAD

Hub Tables

Single-Sided
29" h

XTHS

36" or 42" h

XTHS

29" h

XTHS

36" or 42" h

XTHS

Double-Sided
29" h

XTHD

36" or 42" h

XTHD

F / P / S Levelers – Glides

XTHS

F / P / S Levelers – Glides

XTHS

F Full-Height – No Cable Pass-Through

XTHS

G Full-Height – With Cable Pass-Through

XTHS

W Wall-Access

XTHS

H Half-Height

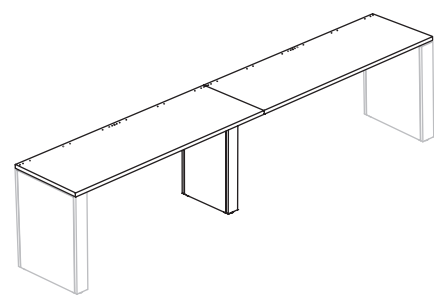
XTHD

This symbol is used for products designed for people with reduced mobility (Products comply with Americans with Disabilities Act (ADA))

Library Tables

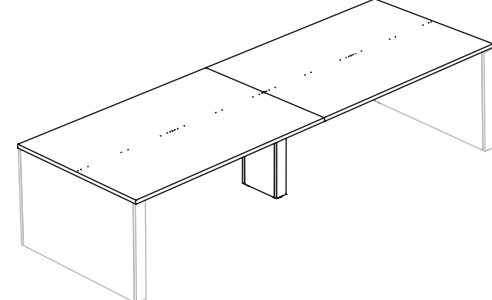
Library Tables

Single-Sided



XL TSS

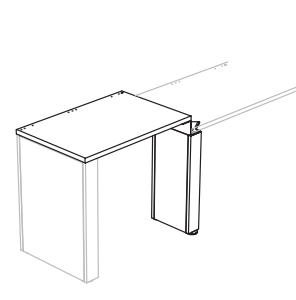
Double-Sided



XL TDS

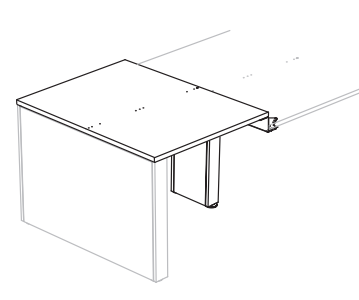
ADA Extension for Library Tables

Single-Sided

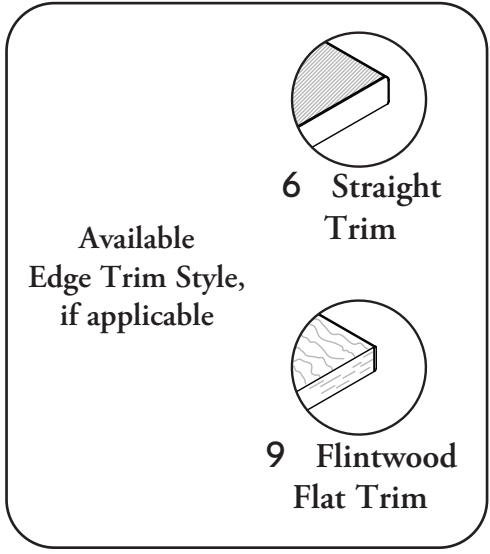


XL TSA

Double-Sided

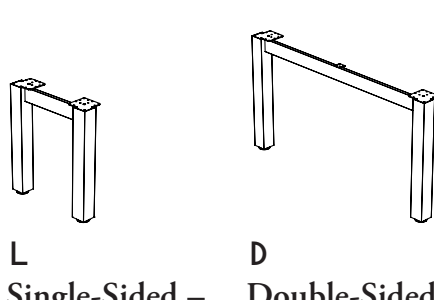


XL TDA



Supports for Library Tables

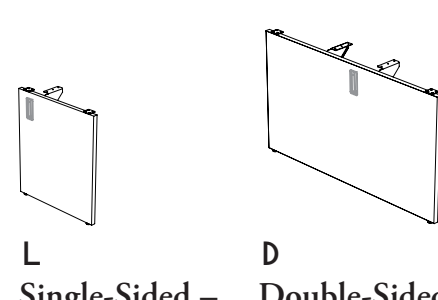
Square Post Legs



L Single-Sided – Left Handed
R Right Handed

XL BQ

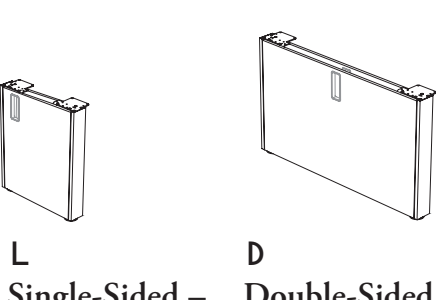
End Gable – Solid



L Single-Sided – Left Handed
R Right Handed

XL BGD

Rectangular Base

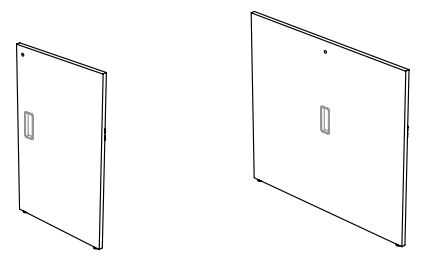


L Single-Sided – Left Handed
R Right Handed

XL BR

Carrel End Screens

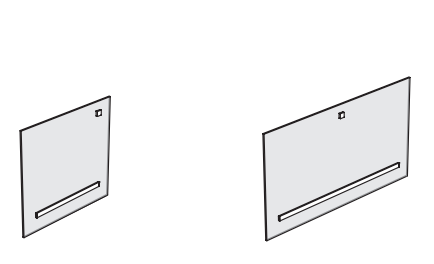
Solid



L Single-Sided – Left Handed
R Right Handed

XL CFS

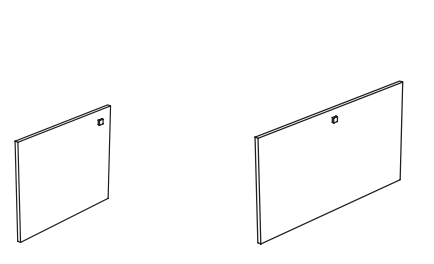
Glass



L Single-Sided – Left Handed
R Right Handed

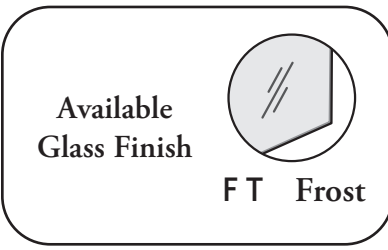
XL CEG

Solid



L Single-Sided – Left Handed
R Right Handed

XL CES

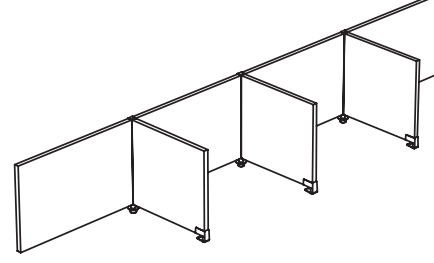


This symbol is used for products designed for people with reduced mobility (Products comply with Americans with Disabilities Act (ADA))



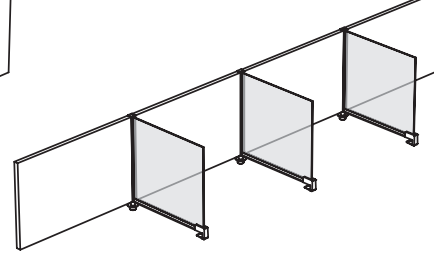
Carrel Dividers

Single-Sided

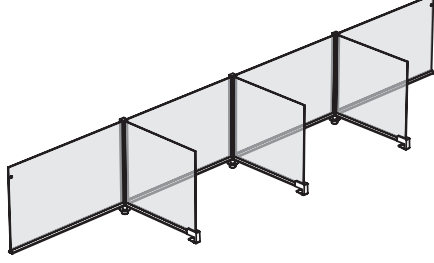


SS Solid

XL CS

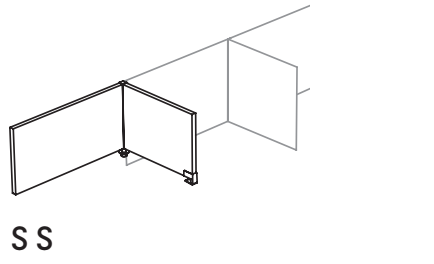


SG Solid with Glass Return



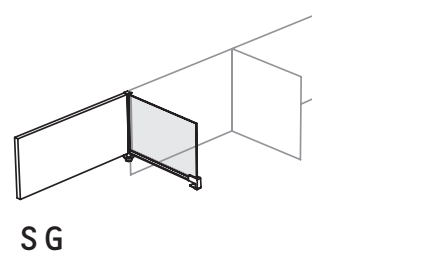
GG Glass

ADA – Single-Sided

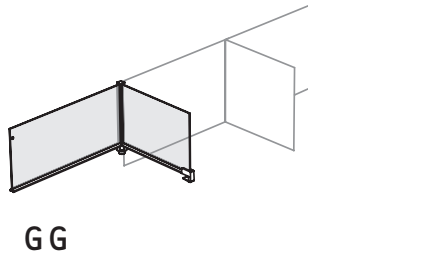


SS Solid

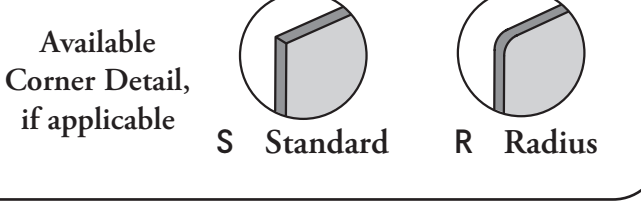
XL CSA



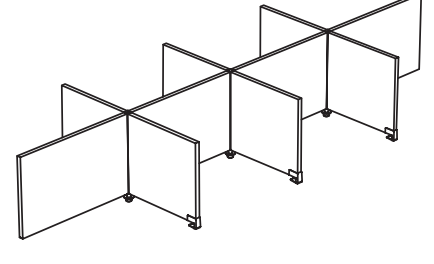
SG Solid with Glass Return



GG Glass

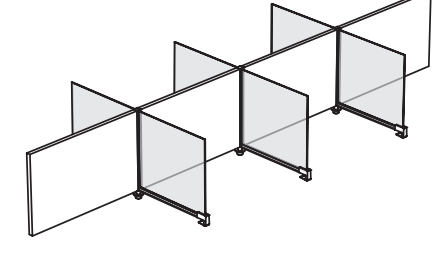


Double-Sided

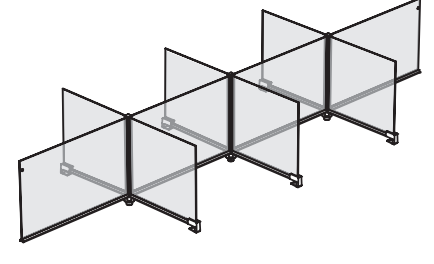


SS Solid

XL CD

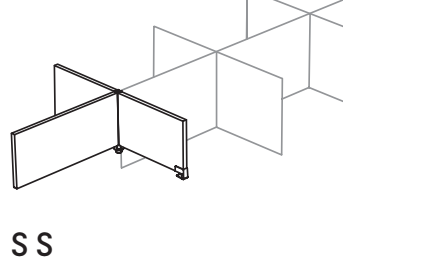


SG Solid with Glass Return



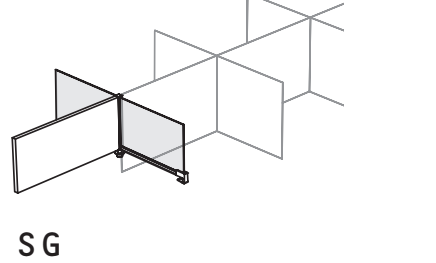
GG Glass

ADA – Double-Sided

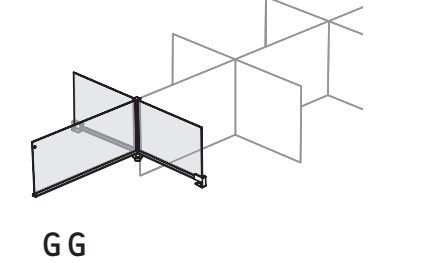


SS Solid

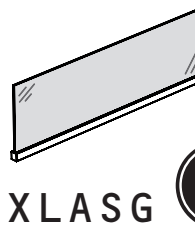
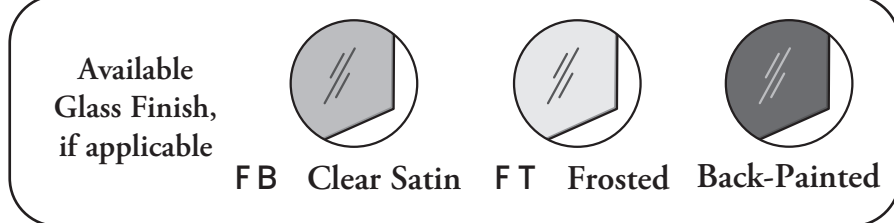
XL CDA



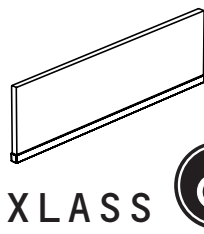
SG Solid with Glass Return



GG Glass




XL ASG



XL AS



XL AFG

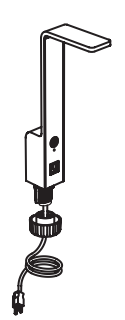


XL AFF

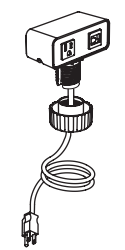
Lighting, Electronics & Communications

Power Modules

Plug-In (A)



XL RL

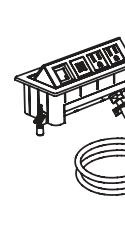


XL PC




D101N to D200N Dual Config.

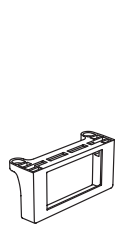
XL PC



XL PD




XL PP




XL CB

Power Boxes



XL PB



XL PET

Power Harnesses



XL PH



XL PBF



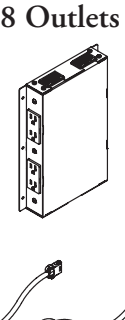
XL PE

Power Kits – Library Tables



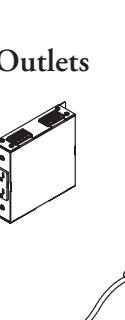
Base Feed/Power/Extension Harnesses

XL KP



ADA Extension

XL KA




Base Feed Extension Harness

XL BF

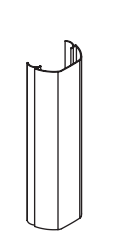
Wire Managements for Legs or Bases

Arched Leg



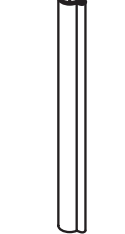
XL LA

Slender Leg

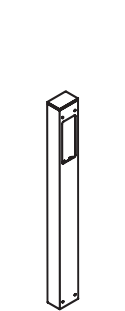


XL LS

Thesis Leg

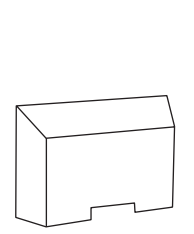


XL PA



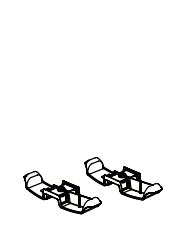
XL PP

Bases

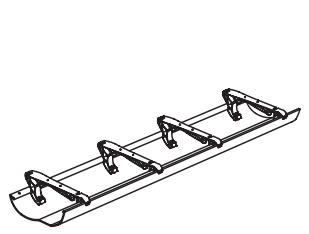


XL FB


Wire Managements for Tables



XL WC



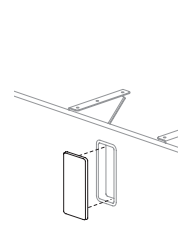
XL WT



XL CT



XL GX



XL GC