



SOLTÍCE® COLLECTION

PRICE LIST


January 3, 2011

Updated December 6, 2021

800.424.2432



Ordering C.O.M., C.O.L., and C.O.V.		
High Point		3
Bonduel, Green Bay, Ontario, and Tupelo		4
Shipping Location		5
Soltice® Health Care		
General Information		6
Product Color Options		7
Sleeper		8
Sleeper Replacement Parts		13
Recliner		14
Recliner Replacement Parts		17
Patient Chair		18
Patient Chair Replacement Parts		19
Bariatric		20
Bariatric Replacement Parts		21
Soltice® 1.5 Health Care		
General Information		22
Product Color Options		23
Recliner		24
Soltice® II Health Care		
General Information		29
Product Color Options		30
Recliner		31
Soltice® 1.5 and Soltice® II Health Care		
Recliner Replacement Parts		36
Soltice® Lobby Lounge		
General Information		37
Product Color Options		38
Lobby and Lounge Seating		39
Soltice® Multiple Seating		
General Information		48
Product Color Options		49
Multiple Seating		50
Connecting Tables		55
Soltice® Occasional Tables		
General Information		56
Product Color Options		57
Occasional Tables		58



Customer’s Own Material ■

Specifications Form

January 2017

All fabrics, including COM, COL, KOM and in grades will be applied at the factory’s discretion. If a pattern or stripe is to be applied in a certain direction, the customer MUST specify this in writing on the P.O. and attach a sample of the fabric with it running in the application direction to the P.O. Specifying fabric direction may increase the amount of COM or KOM yardage required. Check with KI Customer Service to see if an increase in yardage is necessary BEFORE specifying, ordering and sending COM and COL to the factory or having KOM quoted.

ALL C.O.M AND C.O.L SHIPMENTS
MUST BE PREPAID TO: KI
217 Feld Avenue
High Point, NC 27263

- COM and COL must be identified as follows:
- 1. Name and address
 - 2. Your purchase order number
 - 3. Our style number to which fabric is to be applied
 - 4. Supplier name and fabric name, number, and color

COLLECT SHIPMENTS WILL BE REFUSED.

SHIPMENT SCHEDULE WILL BE GIVEN WHEN ALL FABRIC IS RECEIVED FOR ENTIRE ORDER

YARDAGE REQUIREMENTS LISTED IN PRICE LIST ARE BASED ON PLAIN GOODS 54" WIDE. Fabrics less than 54" wide, or those requiring matching (stripes, plaids, prints, large patterns) will require additional yardage based on the fabric used and the item ordered. CONSULT MATRIX BELOW FOR ADDITIONAL YARDAGE NEEDED.

C.O.M. INCREASE MATRIX (The yardage matrix is also applicable to any reservations of KI Ingrade, Pallas, or KOM upholsteries).

This table is a general guide.

FABRIC WIDTH	PLAIN FABRIC	UNDER 7" REPEAT	8"-13" REPEAT	14"-21" REPEAT	22"-27" REPEAT	28"-33" REPEAT	34"-40" REPEAT	41"-48" REPEAT
54"	0	20%	25%	30%	45%	55%	70%	80%
51"-53"	15%	25%	30%	35%	50%	60%	80%	90%
48"-50"	20%	30%	35%	40%	55%	65%	85%	95%
45"-47"	30%	45%	50%	55%	60%	80%	90%	100%
36"-44"	50%	65%	70%	75%	80%	100%	110%	120%

FABRIC WITH DOUBLE REPEAT: IF USING A FABRIC WITH A DOUBLE REPEAT, PLEASE FOLLOW THIS FORMULA: TAKE THE TOTAL AMOUNT OF THE LARGER AND HALF OF THE SMALLER REPEAT; ADD TOGETHER TO FIND THE CORRECT OVERALL REPEAT. EXAMPLE: 10" VERTICAL WITH 14" HORIZONTAL WOULD BE 14+5=19.

IF FABRIC COMES IN ON MULTIPLE ROLLS, ONE ADDITIONAL YARD PER ROLL NEEDS TO BE ADDED TO THE YARDAGE REQUIREMENT.

SPECIAL NOTE: WE CAN ASSUME NO RESPONSIBILITY FOR THE DURABILITY OR TAILORING QUALITY OF CUSTOMER FURNISHED COVERINGS (C.O.M.) OR KOM. KOM: is fabric that KI will purchase for you at jobber's price (net) plus a nominal charge for handling, shipping, and managing.

Customer’s Own Material ■

Specifications Form

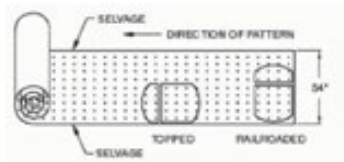
January 2017

ADDITIONAL NOTES:

- Orders cannot go into production without the information listed at right.
- Attach memo sample to this approval sheet.
- If your order has been placed, list PO# _____
- The cost of the COM sample will be paid by the client.
- Even after preliminary approval, KI reserves the right to reject COM/COL if necessary when the quality is not satisfactory for the product to be upholstered. KI assumes no responsibility for its overall appearance, flammability, durability, color fastness or any other quality after upholstered on a KI product.

ALL COM MUST BE APPROVED.

Photocopy this form and submit with COM fabric for approval:



(This fabric approval is for the purpose of advising how to apply your COM fabric, verify yardage required, and suitability.)

YOUR COMPANY NAME _____

PHONE _____ FAX _____

Material Supplier _____

Material Name _____ Number _____

Material Color _____ Width _____

Vertical Repeat _____ Horizontal Repeat _____

Fiber Content _____

Direction Stripe/Pattern to be applied _____

COM TO BE USED ON THE FOLLOWING:

QTY	PRODUCT NAME/NUMBER
_____	_____
_____	_____
_____	_____
_____	_____
_____	_____



Ordering C.O.M., C.O.L., and C.O.V.

Bonduel, Green Bay, Ontario, and Tupelo



Ordering C.O.M., C.O.L., and C.O.V.

Bonduel, Green Bay, Ontario, and Tupelo

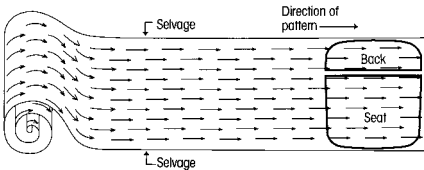
How to Specify C.O.M. Upholstery

Textile designs often have intricate patterns. Not all individuals will interpret fabric direction in the same manner.

As a standard procedure, KI cuts fabrics off the roll in a horizontal fashion as shown in Diagram A at the right. By cutting in this fashion, most waste is eliminated. Our requirements for yardage in this book are based on this type of cutting. When directional or patterned fabrics are used, they often require more yardage than solid colors.

By providing KI with a completely filled-out copy of the form on this page, we will be able to expedite your order. We find it particularly helpful with directional or patterned upholstery material. It is critical that copies of this form accompany test quantities as well as production quantities of C.O.M.

C.O.M. must be supplied in continuous yardage.



C.O.M., C.O.L. and C.O.V. Testing

KI will require for testing actual yardage to upholster one chair. The testing requirements depend on which chair you have selected on your order.

Test samples will be applied to the order and will be held for 6 months if needed. After 6 months, the sample can no longer be applied to your order. For all products to be tested, send test samples for approval to:

KI
Attn: C.O.M. Specialist
1687 Westminster Drive, Gate 3
Green Bay WI 54302

To expedite the procedure, attach a copy of the "C.O.M. Information Form" on this page.

All C.O.M., C.O.L. and C.O.V. must be labeled with the purchase order number.

C.O.M., C.O.L. and C.O.V. Production

Customer's fabrics and leathers must be approved prior to acceptance for production. Upon test approval, a 1' square sample swatch of upholstery material must accompany the order. KI assumes no responsibility for wear, defects or performance of customer's own fabrics, vinyl or leather. C.O.M., C.O.L. and C.O.V. orders are available on a deferred delivery basis.

Orders for production of C.O.M., C.O.L. and C.O.V. upholstered products are not scheduled for processing until upholstery material is received. Upon receipt, KI will provide an acknowledgement and an estimated shipping date.

KI recommends that leather be ordered in yardage. Leather must be usable. The outer edges cannot be calculated as square feet or yardage.

The C.O.M., C.O.L. and C.O.V. yardage requirements accompanying products in the pricing section are for 10 chairs/seats or less, 54" wide nondirectional material. On larger orders, less material is required.

For exact production yardage requirements, call 1-800-424-2432, ext. 2707.

C.O.M., C.O.L. and C.O.V. Order Processing
For products shipped from Green Bay, WI facility, ship upholstery material to:

KI
Attn: C.O.M. Storage
1687 Westminster Drive, Gate 3
Green Bay, WI 54302

For products shipped from Tupelo, MS facility ship material to:

KI Tupelo
Attn: C.O.M. Storage
2112 South Green Street
Tupelo, MS 38801

For products shipped from Bonduel, WI facility, ship material to:

KI
Attn: C.O.M. Storage
204 West South Street
Bonduel, WI 54107

For products shipped from Ontario, CA facility, ship material to:

Avail/Impress/Kismet/Medical & Laboratory Stools/Pilot
Attn: C.O.M. Storage
1110 S. Mildred Ave.
Ontario, CA 91761

Intricate Patterns

In the event of specific requirements for positioning of intricate patterns or pattern repeats on seats and backrests, provide a sketch noting requirements, as in Diagram B, along with materials for testing, and with the order.

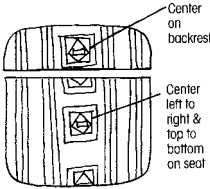


Diagram B

Treated Materials

If C.O.M. requires processing such as Scotchgard® or acrylic backing, it often shrinks. To prevent delays in delivery or back ordering due to shrinkage, please have your processor remeasure after processing and assure adequate yardage shipment.

Split Orders

If a portion of the shipment which does not require C.O.M., C.O.L. or C.O.V. applications is to be processed and shipped early, KI will enter the order immediately at your request. These split shipments are subject to minimum order changes.

Contact the C.O.M. Specialist at 1-800-424-2432, ext. 2707, with questions or to verify a split order.

Excess Upholstery Material

KI will dispose of excess upholstery material at the time of shipment unless expressly requested to return it with the product shipment.

Cancelled or Changed Orders

KI assumes no responsibility for extra C.O.M., C.O.L. or C.O.V. material due to a change of upholstery or cancellation of an order. It is the customer's responsibility to arrange for return of this material.

C.O.M., C.O.L. and C.O.V. Information Form

A copy of this form should accompany test requests and production orders. Please fill it out completely, and, if your order has been acknowledged, provide the acknowledgement number.

Please see information below and check the appropriate box.

☐ Submitted for testing.

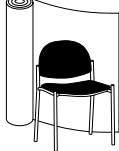
☐ Test approved. Submitted for production.

Purchase Order Number


KI Acknowledgement Number

In all instances, send this form to the C.O.M. Specialist.


☐ A Selvage Top and Bottom



☐ B Selvage Side and Side



Purchasing Agent (Dealer or buying organization)		
Attention		
Address		
City	State	Zip
Project Name		
Type of seating and number of units of each type		



C.O.M. SHIPPING LOCATION



Architectural Walls					
Evoke.....	MN	System 3000.....	MN	Jubilee Lounge Seating.....	VQ
Genius Walls.....	MN	Universal Overheads.....	MN	Katera Guest Chair.....	TM
		Wireworks.....	MN	Kurv Benches.....	HN
		Unite.....	MN	LaResta Day Beds.....	HN
Casegoods				Lyra Lounge Seating.....	HN
Aristotle Tackboards.....	MN	Residence Hall Furniture		Maestro Stack Chairs.....	GB
Likha Tackboards.....	MN	RoomScape Furniture.....	MN	Matrix Stack Chairs.....	GB
Classroom Furniture				Medical & Laboratory Stools.....	OM
Intellect Wave Chairs.....	GB	Screens		MyPlace Lounge Seating.....	HN
Learn2.....	GB	All Terrain.....	KP	MyWay Seating.....	HN
Ruckus.....	GB	Connection Zone.....	BW	Oath Task Chairs and Stools.....	GB
		True/Volition.....	KP	Opt4.....	GB
		Genesis.....	KP	Perth Guest & Healthcare Seating.....	HN
		Tattoo.....	MN	Pilot Task Chairs.....	OM
		Universal.....	BW	Promenade Seating System.....	BW
Desking				Ruckus.....	GB
700 Series Desking.....	KP	Seating		Sela Lounge Seating.....	HN
Balance Overheads.....	MN	400 Series Folding Chairs.....	TM	Sift Task Chairs.....	GB
Genesis Desking.....	MN	600 Series Folding Chairs.....	BW	Soltice Metal Collection.....	HN
True Desking.....	KP	600 Series Stools.....	BW	Soltice Multiple, Healthcare & Guest.....	HN
Universal Overheads.....	MN	Affina Collection.....	HN	Soltice II Healthcare Seating.....	HN
WorkZone Desking.....	MN	Arisa Lounge.....	HN	Strive Multiple, Stack & Task.....	GB
		Altus Task Chairs.....	GB	Sway.....	BW
Files & Storage		Apply Stack Chairs.....	GB	Tattoo.....	HN
700 Series Pedestal Cushion.....	GB	Auditorium Folding Chairs.....	BW	Tea Cup Lounge Seating.....	HN
Connection Zone Pads.....	BW	Avail Task Chairs.....	OM	Torsion-on-the-Go! Nesting Chairs.....	GB
U-Series Pedestal Cushion.....	GB	Calida Lounge Seating.....	HN	Torsion Air Stack and Task Seating.....	GB
Tattoo.....	BW	Diem Task Chairs.....	OM	Torsion Stack and Task Seating.....	GB
Fixed Seating		Doni Collection.....	GB	Versa Stack Chairs & Stools.....	GB
Concerto Auditorium Seating.....	BW	FourC Seating.....	TM		
Single Pedestal Seating.....	GB	Front Row Seats (Silk Screening).....	BW		
Jury Base Seating.....	GB	Gladly Lounge Seating.....	VQ		
Lancaster Auditorium Seating.....	BW	Grazie Seating.....	GB		
Sequence Seating.....	GB	Hiatus Sleeper Bench.....	HN		
University Seating.....	GB	Hub Modular Lounge Seating.....	HN		
Panel Systems		Impress Task Chairs.....	OM		
All Terrain.....	KP	Impress Ultra Task Chairs.....	OM		
Balance Overheads.....	MN	Jessa Lounge Seating.....	HN		

KI Manufacturing Sites - Customer's Own Material Shipment Manufacturing Site Addresses

<u>BW</u> KI Bonduel Attn: COM Storage 204 West South St. Bonduel, WI 54107	<u>HN</u> KI High Point Attn: COM Storage 217 Feld Avenue High Point, NC 27263	<u>MN</u> KI Manitowoc Attn: COM Storage 1400 S. 41st St. Manitowoc, WI 54220	<u>TM</u> KI Tupelo 2112 South Green St. Tupelo, MS 38804
<u>GB</u> KI Green Bay Attn: COM Storage 1687 Westminster Drive - Gate 3 Green Bay, WI 54302	<u>KP</u> KI Pembroke Attn: COM Storage 1000 Olympic Dr. Pembroke, Ontario K8A6X7	<u>OM</u> KI Attn: COM Storage 1110 S. Mildred Ave. Ontario, CA 91761	<u>VQ</u> KI Attn: COM Fabrics 6892 Marlin Circle La Palma, CA 90623



Lounge Sleeper
(Armless)



Lounge Sleeper
(Closed Arm)



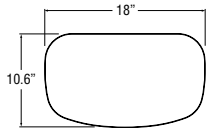
Loveseat Sleeper
(Armless)

Loveseat Sleeper
(Closed Arm)

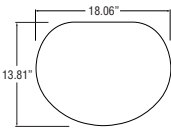
Recliner

General Dimensions				
Seat width	27-1/4"	27-1/4"	54-1/2"	23-3/4"
Seat depth	19-3/4"	19-3/4"	19-3/4"	21"
Seat height	17"	17"	17"	18-3/4"
Arm width	4-1/4"	2"	4-1/4"	2"
Arm height		25-1/4"		25-1/2"
Back height from seat	17"	17"	17"	17"
Sleep surface width	27-1/4"	27-1/4"	54-1/2"	54-1/2"
Sleep surface depth	77"	77"	77"	77"
Overall Dimensions				
Width	35-3/4"	32-1/4"	63"	29"
Depth	37-1/2"	37-1/2"	37-1/2"	37-3/4"
Height	34"	34"	34"	45-3/4"
Depth in sleep position	82-1/2"	82-1/2"	82-1/2"	82-1/2"

Tablet Arm Options



Top-Mounted Articulating
Revolving Tablet



Side-Mounted Articulating
Fold-Down Tablet



Patient Chair
(Open Arm)



Patient Chair
(Closed Arm)



Bariatric Chair
(Closed Arm)



Bariatric Chair
(Open Arm)

General Dimensions				
Seat width	22"	21-1/2"	30"	29-1/2"
Seat depth	19"	19"	18-3/4"	18-3/4"
Seat height	19"	19"	19"	19"
Arm width	2"	2"	2"	2"
Arm height	27"	27"	27"	27"
Maximum glide range				
Maximum distance from wall				
Overall Dimensions				
Width	26"	26"	34-1/2"	34-1/2"
Depth	29-1/4"	29-1/4"	28"	28"
Height	47-3/4"	47-3/4"	32"	32"

SPECIFICATIONS

Complimentary Furniture

The following lounge collections offer complimentary furniture that creates continuity and a cohesive look throughout a facility. These complimentary pieces can be found in other sections of the KI price list.

SOLTICE HEALTHCARE SEATING - Soltice® Multiple Seating, Soltice® Guest Seating, Soltice® Lounge Seating, LaResta® Day Bed (FSD/SL)

UPHOLSTERY INFORMATION

C.O.M. Fabric

For C.O.M. fabric sent to KI-High Point on multiple rolls, add an additional yard of fabric per roll to the yardage requirements. Multiple rolls have shorter pieces of fabric on them and do not allow nesting and stacking of the fabric to achieve the best yield as is done with one large roll. This results in yardage shortages and requests for additional fabric from the client, which can hold up the order. For each roll that is sent, one yard needs to be added and needs to be added to one of the rolls, not separately.

Fabric Disclaimer

Fabric will be applied as swatched by the fabric manufacturer. Fabric that is required to be applied differently than is swatched will need a Modified Product Request written specifying the direction the fabric is to be applied.

FINISH INFORMATION

Color Match

KI offers the additional option of color matching paint, polypropylene, or wood stain through Product Modification Requests. Contact Service for details.

INFORMATION

Warranty

Refer to KI Terms & Conditions document or visit ki.com



Wood Finish - Core		Surface Finish - Laminate	
Cherry Storm on Beech	BCX	Belair	LBQ
Cinnamon on Beech	BCN	Biltmore Cherry	LBT
Cocoa on Beech	BCA	Black	LBK
Eclipse Black on Beech	BEB	Brighton Walnut	LBW
Florence Walnut on Beech	BFC	Canyon Zephyr	LCA
Kensington Maple on Maple	MMA	Castle Oak	LCO
Monticello Maple on Beech	BMT	Casual Linen	LCU
Natural on Beech	BNA	Cherry Storm	LCX
River Cherry on Beech	BRY	Classic Linen	LCI
Kensington Maple requires an upcharge.		Cloud Zephyr	LCL
		Cocobala	LCC
		Crisp Linen	LRI
		Desert Zephyr	LDZ
Veneer Wood Finish - Core			
Cherry Storm on Beech	BCX2	Dove Grey	LDG
Cinnamon on Beech	BCN2	Fired Steel	LIL
Cocoa on Beech	BCA2	Flax Linen	LXF
Eclipse Black on Beech	BEB2	Florence Walnut	LFC
Kensington Maple on Maple	MMA2	Forged Steel	LOL
Monticello Maple on Beech	BMT2	Friston Ash	LFH
Natural on Beech	BNA2	Frosty White	LFW
River Cherry on Beech	BRY2	Graphite Nebula	LGN
Drawer Pull Color			
Blue Grey	PLBG	Grey	LGE
Gloss Black (standard)	PLBK	High Rise	LHE
Sand	PLSD	Hollyberry	LHY
Warm Grey	PLWG	Irish Linen	LIH
		Island	LID
		Italian Silver Ash	LIT
		Kensington Maple	LKM
		Lapis Blue	LLB
		Markerboard White	LMK
		Misted Zephyr	LMR
		Monticello Maple	LMT
		Nickel Evolv	LNv
		North Sea	LNA
		Ocean	LON
		Pearl Bisque	LPB
		Pearl Silver	LPS
		Pressed Linen	LPR
		River Cherry	LRY
		Rugged Linen	LRG
		Satin Stainless	LSS
		Shadow Zephyr	LSR
		Silicon evolv	LSV
		Sterling Ash	LAZ
		Tailored Linen	LTL
		Titanium evolv	LTV
		White Nebula	LWL
		White Sand	LWN
		Windsor Mahogany	LWY

Finish Cards

View color swatches for items listed within this document.

Paints

Wood/Veneer

Molded Edges

Hard Plastics

Plastics/Poly



Laminates

Edge Styles

Glass

Certain options referenced may not be available on GSA Schedule.



			MODEL NUMBER																						
			Basic Model	Non-Contrast or Fabric Contrast 1	Fabric Contrast 2	Pull Color	Arm Cap	Wood Finish	Fire Code	Moisture Barrier															
MODEL	Features										Approx. Packaged Weight	Grade C.O.M.	Grade C	Grade D	Grade E & C.O.L.	Grade F	Grade G	Grade H	Grade I	Grade J	Grade K	Grade L Leather	Grade M Leather	TB133 add to list price	Moisture Barrier add to list price
	Lounge Sleeper - No Arm	Non-contrast	SLS/NC	□□□□		□□□□			□□□	□□□	195.0#	\$ 3850	\$ 4161	\$ 4243	\$ 4345	\$ 4409	\$ 4544	\$ 4672	\$ 4837	\$ 5169	\$ 5498	\$ 5832	\$ 6490	\$ 450	\$ 165
	<ul style="list-style-type: none">• Non-contrast C.O.M = 6.75 yd• 1 = Seat and back/sleep surface (Fabric Contrast 1) C.O.M. = 3.75 yd• 2 = Arms and frame (Fabric Contrast 2) C.O.M. = 3.5 yd	Contrast	SLS/FC	□□□□	□□□□	□□□□			□□□	□□□	195.0#	3920	4229	4312	4411	4480	4611	4744	4906	5237	5568	5899	6560	450	165
SOLLS																									
	Lounge Sleeper - Closed Arm	Non-contrast	SLSP/NC	□□□□		□□□□	□□□	□□□	□□□	□□□	220.0#	\$ 4828	\$ 5210	\$ 5310	\$ 5433	\$ 5514	\$ 5677	\$ 5838	\$ 6039	\$ 6441	\$ 6845	\$ 7251	\$ 8061	\$ 513	\$ 165
	<ul style="list-style-type: none">• Non-contrast C.O.M = 8.75 yd• 1 = Seat and back/sleep surface (Fabric Contrast 1) C.O.M. = 3.75 yd• 2 = Arms and frame (Fabric Contrast 2) C.O.M. = 5 yd	Contrast	SLSP/FC	□□□□	□□□□	□□□□	□□□	□□□	□□□	□□□	220.0#	4900	5279	5378	5500	5583	5744	5906	6105	6513	6912	7319	8128	513	165
SOLLS																									
SORP	Lounge Sleeper Replacement Seat & Back Cushions <ul style="list-style-type: none">• Non-contrast C.O.M = 3.75 yd	No arm	SLSC	□□□□					□□□	□□□	25.0#	\$ 872	\$ 991	\$ 1085	\$ 1190	\$ 1275	\$ 1420	\$ 1561	\$ 1858	\$ 2219	\$ 2591	\$ 2955	\$ 4132	\$ 180	\$ 216
		Closed arm	SLSPC	□□□□					□□□	□□□	25.0#	872	991	1085	1190	1275	1420	1561	1858	2219	2591	2955	4132	180	216
			A	B	C	D	E	F	G	H															

HOW TO ORDER

Indicate the following information on order form:

1. Quantity of each item.
2. Model number, including options. See “How To Build a Model Number”.
3. Any special service required.

Note:

- The ☐ indicates that a choice is required.
- The absence of the ☐ indicates that no choice is required.
- Alpha-numeric characters in place of ☐ indicate that no other alternatives are available.

HOW TO BUILD A MODEL NUMBER

- A**Select basic model.
- B**Select non-contrast or fabric contrast 1.
Refer to ki.com/fabrics
- C**Select fabric contrast 2.
Refer to ki.com/fabrics
- D**Select pull handle color.
Refer to the **Product Color Options** page in this price list.
- E**Select arm option.

WAC

- Wood armcaps (pair)

PAC

- Black poly (pair); add \$213
- F**Select wood finish color. *
Refer to the **Product Color Options** page in this price list.
*For Kensington Maple add upcharge.
- G**Select fire code.

NFR

- Compliance to TB 117-2013

FR

- Compliance to TB 133

See pricing column for TB133 upcharge.

HSelect moisture barrier.

NMB

- No moisture barrier

MB

- Moisture barrier

See pricing column for moisture barrier upcharge.

KENSINGTON MAPLE UPCHARGE

Kensington Maple requires extended leadtimes.	
Model	
SLS/NC	\$56
SLS/FC	\$56
SLSS/LFS/NC	\$56
SLSS/RGS/NC	\$56
SLSS/DS/NC	\$56
SLSS/LFS/FC	\$56
SLSS/RFS/FC	\$56
SLSS/DS/FC	\$56
SLSP/NC	\$46
SLSP/FC	\$46
SLSP/LFS/NC	\$46
SLSP/RFS/NC	\$46
SLSP/DS/NC	\$46
SLSP/LFS/FC	\$46
SLSP/RFS/FC	\$46
SLSP/DS/FC	\$46

INFORMATION

- C.O.M. Requirements**

C.O.M. yardage requirements listed above are based on plain goods 54” wide. If less than 54” wide or fabrics requiring matching (stripes, plaids, prints, large patterns), additional yardage will be needed. Consult C.O.M. matrix on the Ordering C.O.M. and C.O.L. page for additional yardage needed. For C.O.M. fabric sent to KI-High Point on multiple rolls, add an additional yard of fabric per roll to the yardage requirements.
- C.O.L. Requirements**

Figure 18 sq. ft. of leather (C.O.L.) for each yard shown (i.e., 4.75 x 18 = 85.5 sq. ft.).
- Contrasting Upholstery**

When contrasting fabric is chosen, price at highest in-grade.
- Minimum Fabric/Leather Quantity**

Minimum order for fabric is 1 yard. Minimum order for leather is 1 hide (approximately 50 sq. ft).

SPECIAL SERVICES

Special Carton Marking

With specially marked information N/C

Shipping
Ships **assembled, FOB High Point, NC 27263, freight prepaid.** Freight class 125.


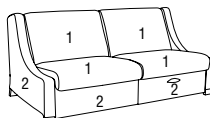
Specifications and prices are subject to change without prior notice.

Moisture Barrier
Moisture barrier is applied underneath the fabric cover as a means of protecting the foam. Not available with TB133.

California TB133 Fire Safety Code
For California Technical Bulletin 133 compliant models, a Product Modification Request in required. Contact Customer Service for details.

Construction
Seat and back frame constructed of welded structural steel. Arms constructed from kiln-dried hardwood. Arms are not field replaceable. Cushions constructed of multiple densities of polyurethane foam. Storage box constructed of laminated plywood, black paint standard.

Options
SLS - comes standard with casters. Casters, front (locking/swivel) and rear (swivel).

			MODEL NUMBER																					
			Basic Model	Non-Contrast or Fabric Contrast 1	Fabric Contrast 2	Pull Color	Wood Finish	Fire Code	Moisture Barrier															
MODEL	Features									Approx. Packaged Weight	Grade C.O.M.	Grade C	Grade D	Grade E & C.O.L.	Grade F	Grade G	Grade H	Grade I	Grade J	Grade K	Grade L Leather	Grade M Leather	TB133 add to list price	Moisture Barrier add to list price
	Loveseat Sleeper (Armless) - LFS (Open, Left Side Facing)	Non-contrast	SLSS/LFS/NC	□□□□		□□□□	□□□	□□□	□□□	250.0#	\$ 5375	\$ 5919	\$ 6060	\$ 6235	\$ 6349	\$ 6584	\$ 6808	\$ 7099	\$ 7673	\$ 8246	\$ 8825	\$ 9976	\$ 654	\$ 366
	• Non-contrast C.O.M = 11.75 yd	Contrast	SLSS/LFS/FC	□□□□	□□□□	□□□□	□□□	□□□	□□□	250.0#	5478	6022	6165	6337	6455	6685	6912	7202	7776	8352	8927	10078	654	366
	• 1 = Seat and back (Fabric Contrast 1) C.O.M. = 7.5 yd																							
	• 2 = Arms and frame (Fabric Contrast 2) C.O.M. = 4.25 yd																							
SOLLS																								
	Loveseat Sleeper (Armless) - RFS (Open, Right Side Facing)	Non-contrast	SLSS/RFS/NC	□□□□		□□□□	□□□	□□□	□□□	250.0#	\$ 5375	\$ 5919	\$ 6060	\$ 6235	\$ 6349	\$ 6584	\$ 6808	\$ 7099	\$ 7673	\$ 8246	\$ 8825	\$ 9976	\$ 654	\$ 366
	• Non-contrast C.O.M = 11.75 yd	Contrast	SLSS/RFS/FC	□□□□	□□□□	□□□□	□□□	□□□	□□□	250.0#	5478	6022	6165	6337	6455	6685	6912	7202	7776	8352	8927	10078	654	366
	• 1 = Seat and back (Fabric Contrast 1) C.O.M. = 7.5 yd																							
	• 2 = Arms and frame (Fabric Contrast 2) C.O.M. = 4.25 yd																							
SOLLS																								
			A	B	C	D	E	F	G															

Indicate the following information on order form:

1. Quantity of each item.
2. Model number, including options. See "How To Build a Model Number".
3. Any special service required.

- The absence of the ☐ indicates that no choice is required.
- Alpha-numeric characters in place of ☐ indicate that no other alternatives are available.

A Select basic model.

B Select non-contrast or fabric contrast 1.
Refer to [**ki.com/fabrics**](http://ki.com/fabrics)

D Select pull handle color.
Refer to the **Product Color Options** page in this price list.

F Select fire code.

NFR	- Compliance to TB 117-2013
FR	- Compliance to TB 133

See pricing column for TB133 upcharge.

G Select moisture barrier.

NMB	- No moisture barrier
MB	- Moisture barrier

See pricing column for moisture barrier upcharge.

Kensington Maple requires extended leadtimes.

SLS/NC	\$56
SLS/FC	\$56
SLSS/LFS/NC	\$56
SLSS/RGS/NC	\$56
SLSS/DS/NC	\$56
SLSS/LFS/FC	\$56
SLSS/RFS/FC	\$56
SLSS/DS/FC	\$56

SLSP/NC	\$46
SLSP/FC	\$46
SLSSP/LFS/NC	\$46
SLSSP/RFS/NC	\$46
SLSSP/DS/NC	\$46
SLSSP/LFS/FC	\$46
SLSSP/RFS/FC	\$46
SLSSP/DS/FC	\$46

C.O.M. Requirements

C.O.M. yardage requirements listed above are based on plain goods 54" wide. If less than 54" wide or fabrics requiring matching (stripes, plaids, prints, large patterns), additional yardage will be needed. Consult C.O.M. matrix on the Ordering C.O.M. and C.O.L. page for additional yardage needed. For C.O.M. fabric sent to KI-High Point on multiple rolls, add an additional yard of fabric per roll to the yardage requirements.

C.O.L. Requirements

Figure 18 sq. ft. of leather (C.O.L.) for each yard shown (i.e., $4.75 \times 18 = 85.5$ sq. ft.).

Contrasting Upholstery

When contrasting fabric is chosen, price at highest in-grade.

Minimum Fabric/Leather Quantity

Minimum order for fabric is 1 yard. Minimum order for leather is 1 hide (approximately 50 sq. ft).

Moisture Barrier

Moisture barrier is applied underneath the fabric cover as a means of protecting the foam. Not available with TB133.

California TB133 Fire Safety Code

For California Technical Bulletin 133 compliant models, a Product Modification Request is required. Contact Customer Service for details.

Construction

Seat and back frame constructed of welded structural steel. Arms constructed from kiln-dried hardwood. Arms are not field replaceable. Cushions constructed of multiple densities of polyurethane foam. Storage box constructed of laminated plywood, black paint standard.

Option

Casters Are NOT available on SLSS loveseat sleeper. Wood legs are standard.

Special Carton Marking



With specially marked information N/C

Shipping

Ships assembled, FOB High Point, NC 27263, freight prepaid. Freight class 125.

Specifications and prices are subject to change without prior notice.



		Features	MODEL NUMBER																						
			Basic Model	Non-Contrast or Fabric Contrast 1	Fabric Contrast 2	I.V. Pole	Catheter Attach-ment	Magazine Rack	Arm Cap	Wood Finish	Veneer Color	Approx. Packaged Weight	Grade C.O.M.	Grade C	Grade D	Grade E & C.O.L.	Grade F	Grade G	Grade H	Grade I	Grade J	Grade K	Grade L Leather	Grade M Leather	TB133 add to list price
SORL Recliner (w/Veneer Top, Side-Mount- ed Articulating Fold-Down Tablet) - Non-contrast • Non-contrast C.O.M = 5.5 yd	Left facing	SR/NC/LFT/VT	□□□□		□□□□	□□□	□□□	□□□	□□□	□□□	113.0#	\$ 4106	\$ 4161	\$ 4240	\$ 4346	\$ 4409	\$ 4544	\$ 4678	\$ 4846	\$ 5181	\$ 5518	\$ 5853	\$ 6521	\$ 375	\$ 178
	Right facing	SR/NC/RFT/VT	□□□□		□□□□	□□□	□□□	□□□	□□□	□□□	113.0#	4106	4161	4240	4346	4409	4544	4678	4846	5181	5518	5853	6521	375	178
 SORL Recliner (w/Veneer Top, Side-Mount- ed Articulating Fold-Down Tablet) - Contrast • 1 = Back and arms (Fabric Contrast 1) C.O.M. = 4.5 yd • 2 = Seat (Fabric Contrast 2) C.O.M. = 1.5 yd • Optional magazine rack (Fabric Contrast 1) C.O.M. = .5 yd	Left facing	SR/FC/LFT/VT	□□□□	□□□□	□□□□	□□□	□□□	□□□	□□□	□□□	113.0#	\$ 4016	\$ 4068	\$ 4143	\$ 4242	\$ 4304	\$ 4432	\$ 4558	\$ 4720	\$ 5037	\$ 5357	\$ 5678	\$ 6317	\$ 375	\$ 178
	Right facing	SR/FC/RFT/VT	□□□□	□□□□	□□□□	□□□	□□□	□□□	□□□	□□□	113.0#	4016	4068	4143	4242	4304	4432	4558	4720	5037	5357	5678	6317	375	178
SORL Recliner (w/Veneer Top, Top-Mounted Articulating Revolving Tablet) - Non-contrast • Non-contrast C.O.M = 5.5 yd	Left facing	SR/NC/LFRT/VT	□□□□		□□□□	□□□	□□□	□□□	□□□	□□□	113.0#	\$ 4106	\$ 4161	\$ 4240	\$ 4346	\$ 4409	\$ 4544	\$ 4678	\$ 4846	\$ 5181	\$ 5518	\$ 5853	\$ 6521	\$ 375	\$ 178
	Right facing	SR/NC/RFRT/VT	□□□□		□□□□	□□□	□□□	□□□	□□□	□□□	113.0#	4106	4161	4240	4346	4409	4544	4678	4846	5181	5518	5853	6521	375	178
 SORL Recliner (w/Veneer Top, Top-Mounted Articulating Revolving Tablet) - Contrast • 1 = Back and arms (Fabric Contrast 1) C.O.M. = 4.5 yd • 2 = Seat (Fabric Contrast 2) C.O.M. = 1.5 yd • Optional magazine rack (Fabric Contrast 1) C.O.M. = .5 yd	Left facing	SR/FC/LFRT/VT	□□□□	□□□□	□□□□	□□□	□□□	□□□	□□□	□□□	113.0#	\$ 4016	\$ 4068	\$ 4143	\$ 4242	\$ 4304	\$ 4432	\$ 4558	\$ 4720	\$ 5037	\$ 5357	\$ 5678	\$ 6317	\$ 375	\$ 178
	Right facing	SR/FC/RFRT/VT	□□□□	□□□□	□□□□	□□□	□□□	□□□	□□□	□□□	113.0#	4016	4068	4143	4242	4304	4432	4558	4720	5037	5357	5678	6317	375	178
			A	B	C	D	E	F	G	H	I														

HOW TO ORDER

- Indicate the following information on order form:
- Quantity of each item.
 - Model number, including options. See “How To Build a Model Number”.
 - Any special service required.

Note: • The ☐ indicates that a choice is required.

- The absence of the ☐ indicates that no choice is required.
- Alpha-numeric characters in place of ☐ indicate that no other alternatives are available.

HOW TO BUILD A MODEL NUMBER

- A**Select basic model.
- B**Select non-contrast or fabric contrast 1. Refer to [ki.com/fabrics](#)
- C**Select fabric contrast 2. Refer to [ki.com/fabrics](#)
- D**Select pull handle color. Refer to the **Product Color Options** page in this price list.
- E**Select wood finish color.* Refer to the **Product Color Options** page in this price list.
*For Kensington Maple add upcharge.
- F**Select fire code.
NFR - Compliance to TB 117-2013
FR - Compliance to TB 133
See pricing column for TB133 upcharge.
- G**Select moisture barrier.

NMB	- No moisture barrier
MB	- Moisture barrier

See pricing column for moisture barrier upcharge.

KENSINGTON MAPLE UPCHARGE

Kensington Maple requires extended leadtimes.

Model	
SLS/NC	\$56
SLS/FC	\$56
SLSS/LFS/NC	\$56
SLSS/RGS/NC	\$56
SLSS/DS/NC	\$56
SLSS/LFS/FC	\$56
SLSS/RFS/FC	\$56
SLSS/DS/FC	\$56
SLSP/NC	\$46
SLSP/FC	\$46
SLSSP/LFS/NC	\$46
SLSSP/RFS/NC	\$46
SLSSP/DS/NC	\$46
SLSSP/LFS/FC	\$46
SLSSP/RFS/FC	\$46
SLSSP/DS/FC	\$46

INFORMATION

- C.O.M. Requirements**
C.O.M. yardage requirements listed above are based on plain goods 54” wide. If less than 54” wide or fabrics requiring matching (stripes, plaids, prints, large patterns), additional yardage will be needed. Consult C.O.M. matrix on the Ordering C.O.M. and C.O.L. page for additional yardage needed. For C.O.M. fabric sent to KI-High Point on multiple rolls, add an additional yard of fabric per roll to the yardage requirements.
- C.O.L. Requirements**
Figure 18 sq. ft. of leather (C.O.L.) for each yard shown (i.e., 4.75 x 18 = 85.5 sq. ft.).
- Contrasting Upholstery**
When contrasting fabric is chosen, price at highest in-grade.
- Minimum Fabric/Leather Quantity**
Minimum order for fabric is 1 yard. Minimum order for leather is 1 hide (approximately 50 sq. ft.).

SPECIAL SERVICES

- Special Carton Marking**
With specially marked information N/C
- Shipping**
Ships **assembled, FOB High Point, NC 27263, freight prepaid.** Freight class 125.
- Specifications and prices are subject to change without prior notice.



		MODEL NUMBER																						
		Basic Model	Non-Contrast or Fabric Contrast 1	Fabric Contrast 2	Pull Color	Arm Cap	Wood Finish	Fire Code	Moisture Barrier	Approx. Packaged Weight	Grade C.O.M.	Grade C	Grade D	Grade E & C.O.L.	Grade F	Grade G	Grade H	Grade I	Grade J	Grade K	Grade L Leather	Grade M Leather	TB133 add to list price	Moisture Barrier add to list price
 SOLLS Loveseat Sleeper (Closed Arm) - LFS (Open, Left Side Facing) <ul style="list-style-type: none">Non-contrast C.O.M = 11.75 yd1 = Seat and back (Fabric Contrast 1) C.O.M. = 7.5 yd2 = Arms and frame (Fabric Contrast 2) C.O.M. = 5.5 yd	Non-contrast	SLSSP/LFS/NC	□□□□		□□□□	□□□	□□□	□□□	□□□	270.0#	\$ 5949	\$ 6491	\$ 6637	\$ 6807	\$ 6928	\$ 7156	\$ 7387	\$ 7673	\$ 8246	\$ 8825	\$ 9398	\$ 10551	\$ 654	\$ 366
	Contrast	SLSSP/LFS/FC	□□□□	□□□□	□□□□	□□□	□□□	□□□	□□□	270.0#	6052	6596	6737	6911	7032	7259	7489	7776	8352	8927	9502	10656	654	366
 SOLLS Loveseat Sleeper (Closed Arm) - RFS (Open, Right Side Facing) <ul style="list-style-type: none">Non-contrast C.O.M = 11.75 yd1 = Seat and back (Fabric Contrast 1) C.O.M. = 7.5 yd2 = Arms and frame (Fabric Contrast 2) C.O.M. = 5.5 yd	Non-contrast	SLSSP/RFS/NC	□□□□		□□□□	□□□	□□□	□□□	□□□	270.0#	\$ 5949	\$ 6491	\$ 6637	\$ 6807	\$ 6928	\$ 7156	\$ 7387	\$ 7673	\$ 8246	\$ 8825	\$ 9398	\$ 10551	\$ 654	\$ 366
	Contrast	SLSSP/RFS/FC	□□□□	□□□□	□□□□	□□□	□□□	□□□	□□□	270.0#	6052	6596	6737	6911	7032	7259	7489	7776	8352	8927	9502	10656	654	366

A

B

C

D

E

F

G

H

A

B

C

D

E

F

G

H

HOW TO ORDER

- Indicate the following information on order form:
- Quantity of each item.
 - Model number, including options. See “How To Build a Model Number”.
 - Any special service required.

Note:

- The ☐ indicates that a choice is required.
- The absence of the ☐ indicates that no choice is required.
- Alpha-numeric characters in place of ☐ indicate that no other alternatives are available.

HOW TO BUILD A MODEL NUMBER

- A**Select basic model.
- B**Select non-contrast or fabric contrast 1. Refer to [ki.com/fabrics](#)
- C**Select fabric contrast 2. Refer to [ki.com/fabrics](#)
- D**Select pull handle color. Refer to the **Product Color Options** page in this price list.
- E**Select arm option.
- | | |
|------------|--------------------------------|
| WAC | - Wood armcaps (pair) |
| PAC | - Black poly (pair); add \$213 |
- F**Select wood finish color. * Refer to the **Product Color Options** page in this price list. *For Kensington Maple add upcharge.

- G**Select fire code.
- | | |
|------------|-----------------------------|
| NFR | - Compliance to TB 117-2013 |
| FR | - Compliance to TB 133 |
- See pricing column for TB133 upcharge.
- H**Select moisture barrier.
- | | |
|------------|-----------------------|
| NMB | - No moisture barrier |
| MB | - Moisture barrier |
- See pricing column for moisture barrier upcharge.

KENSINGTON MAPLE UPCHARGE

Kensington Maple requires extended leadtimes.	
Model	
SLS/NC	\$56
SLS/FC	\$56
SLSS/LFS/NC	\$56
SLSS/RGS/NC	\$56
SLSS/DS/NC	\$56
SLSS/LFS/FC	\$56
SLSS/RFS/FC	\$56
SLSS/DS/FC	\$56
SLSP/NC	\$46
SLSP/FC	\$46
SLSSP/LFS/NC	\$46
SLSSP/RFS/NC	\$46
SLSSP/DS/NC	\$46
SLSSP/LFS/FC	\$46
SLSSP/RFS/FC	\$46
SLSSP/DS/FC	\$46

INFORMATION

- C.O.M. Requirements**
C.O.M. yardage requirements listed above are based on plain goods 54” wide. If less than 54” wide or fabrics requiring matching (stripes, plaids, prints, large patterns), additional yardage will be needed. Consult C.O.M. matrix on the Ordering C.O.M. and C.O.L. page for additional yardage needed. For C.O.M. fabric sent to KI-High Point on multiple rolls, add an additional yard of fabric per roll to the yardage requirements.
- C.O.L. Requirements**
Figure 18 sq. ft. of leather (C.O.L.) for each yard shown (i.e., 4.75 x 18 = 85.5 sq. ft.).
- Contrasting Upholstery**
When contrasting fabric is chosen, price at highest in-grade.
- Minimum Fabric/Leather Quantity**
Minimum order for fabric is 1 yard. Minimum order for leather is 1 hide (approximately 50 sq. ft).

- Moisture Barrier**
Moisture barrier is applied underneath the fabric cover as a means of protecting the foam. Not available with TB133.
- California TB133 Fire Safety Code**
For California Technical Bulletin 133 compliant models, a Product Modification Request in required. Contact Customer Service for details.
- Construction**
Seat and back frame constructed of welded structural steel. Arms constructed from kiln-dried hardwood. Arms are not field replaceable. Cushions constructed of multiple densities of polyurethane foam. Storage box constructed of laminated plywood, black paint standard.
- Option**
Casters Are NOT available on SLSS loveseat sleeper. Wood legs are standard.
- SPECIAL SERVICES**
- Special Carton Marking**
- | | |
|-----------------------------------|-----|
| With specially marked information | N/C |
|-----------------------------------|-----|
- Shipping**
Ships **assembled, FOB High Point, NC 27263, freight prepaid**. Freight class 125.
- Specifications and prices are subject to change without prior notice.

Technical drawing of a rectangular box. The top view shows a rectangle divided into four quadrants by a vertical and a horizontal line. The left side is labeled with '1' and '2' (1 on the top edge, 2 on the bottom edge). The right side is labeled with '1' and '2' (1 on the top edge, 2 on the bottom edge). The front view shows a rectangle divided into four quadrants by a vertical and a horizontal line. The bottom edge is labeled with '1' and '2' (1 on the left, 2 on the right). A cutaway view on the right shows the internal structure of the box, labeled '2'.

Indicate the following information on order form:

1. Quantity of each item.
2. Model number, including options. See "How To Build a Model Number".
3. Any special service required.

- The absence of the ☐ indicates that no choice is required.
- Alpha-numeric characters in place of ☐ indicate that no other alternatives are available.

A Select basic model.

B Select non-contrast or fabric contrast 1.
Refer to [**ki.com/fabrics**](http://ki.com/fabrics)

D Select pull handle color.
Refer to the **Product Color Options** page in this price list.

F Select wood finish color.*
Refer to the **Product Color Options** page in this price list.
*For Kensington Maple add upcharge.

H Select moisture barrier.

NMB	- No moisture barrier
MB	- Moisture barrier

See pricing column for moisture barrier upcharge.

Kensington Maple requires extended leadtimes.

SLS/NC	\$56
SLS/FC	\$56
SLSS/LFS/NC	\$56
SLSS/RGS/NC	\$56
SLSS/DS/NC	\$56
SLSS/LFS/FC	\$56
SLSS/RFS/FC	\$56
SLSS/DS/FC	\$56

SLSP/NC	\$46
SLSP/FC	\$46
SLSSP/LFS/NC	\$46
SLSSP/RFS/NC	\$46
SLSSP/DS/NC	\$46
SLSSP/LFS/FC	\$46
SLSSP/RFS/FC	\$46
SLSSP/DS/FC	\$46

C.O.M. Requirements

C.O.M. yardage requirements listed above are based on plain goods 54" wide. If less than 54" wide or fabrics requiring matching (stripes, plaids, prints, large patterns), additional yardage will be needed. Consult C.O.M. matrix on the Ordering C.O.M. and C.O.L. page for additional yardage needed. For C.O.M. fabric sent to KI-High Point on multiple rolls, add an additional yard of fabric per roll to the yardage requirements.

C.O.L. Requirements

Figure 18 sq. ft. of leather (C.O.L.) for each yard shown (i.e., $4.75 \times 18 = 85.5$ sq. ft.).

Contrasting Upholstery

When contrasting fabric is chosen, price at highest in-grade.

Minimum Fabric/Leather Quantity

Minimum order for fabric is 1 yard. Minimum order for leather is 1 hide (approximately 50 sq. ft).

Moisture Barrier

Moisture barrier is applied underneath the fabric cover as a means of protecting the foam. Not available with TB133.

California TB133 Fire Safety Code

For California Technical Bulletin 133 compliant models, a Product Modification Request is required. Contact Customer Service for details.

Construction

Seat and back frame constructed of welded structural steel. Arms constructed from kiln-dried hardwood. Arms are not field replaceable. Cushions constructed of multiple densities of polyurethane foam. Storage box constructed of laminated plywood, black paint standard.

Option

Casters Are NOT available on SLSS loveseat sleeper. Wood legs are standard.

Special Carton Marking

With specially marked information N/C

Shipping

**Ships assembled, FOB High Point, NC 27263,
freight prepaid. Freight class 125.**

Specifications and prices are subject to change without prior notice.



			MODEL NUMBER																																		
				Non-Contrast or Fabric Contrast 1	Fire Code	Moisture Barrier																															
	MODEL	Features	Basic Model				Approx. Packaged Weight	Delivered Pricing			Grade C.O.M.	Grade C	Grade D	Grade E & C.O.L.	Grade F	Grade G	Grade H	Grade I	Grade J	Grade K	Grade L Leather	Grade M Leather	TB133 add to list price	Moisture Barrier add to list price													
SORP	Loveseat Sleeper Replacement Seat & Back Cushions - LFS <ul style="list-style-type: none">Non-contrast C.O.M = 3.75 ydOpen, left side facing	No arm	SLSSC/LFS	□□□□	□□□	□□□	25.0#	N/A		\$	1050	\$	1076	\$	1130	\$	1203	\$	1238	\$	1322	\$	1408	\$	1514	\$	1725	\$	1933	\$	2147	\$	2576	\$	159	\$	101
		Closed arm	SLSSPC/LFS	□□□□	□□□	□□□	25.0#	N/A			1050		1076		1130		1203		1238		1322		1408		1514		1725		1933		2147		2576		159		101
SORP	Loveseat Sleeper Replacement Seat & Back Cushions - RFS <ul style="list-style-type: none">Non-contrast C.O.M = 3.75 ydOpen, right side facing	No arm	SLSSC/RFS	□□□□	□□□	□□□	25.0#	N/A		\$	1050	\$	1076	\$	1130	\$	1203	\$	1238	\$	1322	\$	1408	\$	1514	\$	1725	\$	1933	\$	2147	\$	2576	\$	159	\$	101
		Closed arm	SLSSPC/RFS	□□□□	□□□	□□□	25.0#	N/A			1050		1076		1130		1203		1238		1322		1408		1514		1725		1933		2147		2576		159		101
SORP	Loveseat Sleeper Replacement Seat & Back Cushions - DS <ul style="list-style-type: none">Non-contrast C.O.M = 7.5 ydOpen, both sides facing	No arm	SLSSC/DS	□□□□	□□□	□□□	50.0#	N/A		\$	2099	\$	2153	\$	2265	\$	2390	\$	2478	\$	2648	\$	2814	\$	3027	\$	3450	\$	3868	\$	4296	\$	5144	\$	289	\$	186
		Closed arm	SLSSPC/DS	□□□□	□□□	□□□	50.0#	N/A			2099		2153		2265		2390		2478		2648		2814		3027		3450		3868		4296		5144		289		186
HRDPT	Replacement Med Caster Kit Includes: <ul style="list-style-type: none">(2) Med caster locking casters(2) Med caster non-locking casters(8) Hex nuts, (4) lock washers(1) Small tube of Loc-Tite		RETRO.MEDCASTER				7.0#	\$	281																									N/A	N/A		

A

B

C

D

HOW TO ORDER

Indicate the following information on order form:
1. Quantity of each item.
2. Model number, including options. See “How To Build a Model Number”.
3. Any special service required.

Note: • The □ indicates that a choice is required.
• The absence of the □ indicates that no choice is required.
• Alpha-numeric characters in place of □ indicate that no other alternatives are available.

HOW TO BUILD A MODEL NUMBER

- A**Select basic model.
- B**Select non-contrast or fabric contrast 1. Refer to [ki.com/fabrics](https://www.ki.com/fabrics)
- C**Select fire code.
NFR - Compliance to TB 117-2013
FR - Compliance to TB 133
See pricing column for TB133 upcharge.
- D**Select moisture barrier.
NMB - No moisture barrier
MB - Moisture barrier
See pricing column for moisture barrier upcharge.

INFORMATION

C.O.M. Requirements
C.O.M. yardage requirements listed above are based on plain goods 54” wide. If less than 54” wide or fabrics requiring matching (stripes, plaids, prints, large patterns), additional yardage will be needed. Consult C.O.M. matrix on the Ordering C.O.M. and C.O.L. page for additional yardage needed. For C.O.M. fabric sent to KI-High Point on multiple rolls, add an additional yard of fabric per roll to the yardage requirements.

C.O.L. Requirements
Figure 18 sq. ft. of leather (C.O.L.) for each yard shown (i.e., 4.75 x 18 = 85.5 sq. ft.).

Moisture Barrier
Moisture barrier is applied underneath the fabric cover as a means of protecting the foam. Not available with TB133.

California TB133 Fire Safety Code
For California Technical Bulletin 133 compliant models, a Product Modification Request is required. Contact Customer Service for details.

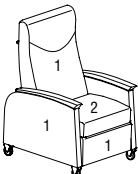
SPECIAL SERVICES

Special Carton Marking
With specially marked information N/C

Shipping
Ships **knocked down, FOB High Point, NC 27263, freight prepaid.** Freight class 125.

Specifications and prices are subject to change without prior notice.



		MODEL NUMBER																						
		Basic Model	Non-Contrast or Fabric Contrast 1	Fabric Contrast 2	I.V. Pole	Catheter Attach-ment	Magazine Rack	Arm Cap	Wood Finish															
MODEL	Features									Approx. Packaged Weight	Grade C.O.M.	Grade C	Grade D	Grade E & C.O.L.	Grade F	Grade G	Grade H	Grade I	Grade J	Grade K	Grade L Leather	Grade M Leather	TB133 add to list price	Moisture Barrier add to list price
	Recliner (Closed Arm)	Non-contrast	SR/NC	□□□□		□□□□	□□□	□□□	□□□	113.0#	\$ 3610	\$ 3660	\$ 3738	\$ 3836	\$ 3897	\$ 4024	\$ 4152	\$ 4313	\$ 4634	\$ 4952	\$ 5270	\$ 5909	\$ 375	\$ 178
	• Non-contrast C.O.M = 5.5 yd	Contrast	SR/FC	□□□□	□□□□	□□□□	□□□	□□□	□□□	113.0#	3715	3761	3841	3937	4001	4130	4255	4415	4735	5057	5375	6014	375	178
	• 1 = Back and arms (Fabric Contrast 1) C.O.M. = 4.5 yd																							
	• 2 = Seat (Fabric Contrast 2) C.O.M. = 1.5 yd																							

	• Optional magazine rack (Fabric Contrast 1) C.O.M. = .5 yd																							

SORL

HOW TO ORDER

Indicate the following information on order form:

- Quantity of each item.
- Model number, including options. See “How To Build a Model Number”.
- Any special service required.

Note:

- The ☐ indicates that a choice is required.
- The absence of the ☐ indicates that no choice is required.
- Alpha-numeric characters in place of ☐ indicate that no other alternatives are available.

HOW TO BUILD A MODEL NUMBER

- A**Select basic model.
- B**Select non-contrast or fabric contrast 1. Refer to [ki.com/fabrics](#)
- C**Select fabric contrast 2. Refer to [ki.com/fabrics](#)
- D**Select I.V. pole (facing).

NS

- No pole

LFFIV

- Left facing front; add \$366

LRFIV

- Left facing rear; add \$366

RFIV

- Right facing front; add \$366

RRFIV

- Right facing rear; add \$366
- E**Select catheter bag attachment. (specified facing chair)

NCA

- No catheter attachment

LFCA

- Left facing front; add \$59

LRCA

- Left facing rear; add \$59

RFCA

- Right facing front; add \$59

RRCA

- Right facing rear; add \$59
- If optional I.V. pole is specified, catheter attach-

ment can not be specified in the same location.

- F**Select magazine rack.

NMR

- No rack

LFM

- Left side rack; add \$245

RFM

- Right side rack; add \$245

Magazine rack fabric will match arm fabric selection
- G**Select arm option.

WAC

- Wood armcaps (pair)

PAC

- Black poly (pair); add \$213
- H**Select wood finish color.* Refer to the **Product Color Options** page in this price list.
*For Kensington Maple add upcharge.

INFORMATION

Moisture Barrier	\$178
TB133	\$375

Options
Additional options may be ordered. Add /xx to the end of the model number and upcharge.

Trendelenberg
/TM and \$204

Kensington Maple Upcharge
Kensington Maple requires extended leadtimes. Model Soltice® Recliners \$13

C.O.M. Requirements
C.O.M. yardage requirements listed above are based on plain goods 54” wide. If less than 54” wide or fabrics requiring matching (stripes, plaids, prints, large patterns), additional yardage will be needed. Consult C.O.M. matrix on the Ordering

C.O.M. and C.O.L. page for additional yardage needed. For C.O.M. fabric sent to KI-High Point on multiple rolls, add an additional yard of fabric per roll to the yardage requirements.

C.O.L. Requirements
Figure 18 sq. ft. of leather (C.O.L.) for each yard shown (i.e., 4.75 x 18 = 85.5 sq. ft.).

Contrasting Upholstery
When contrasting fabric is chosen, price at highest in-grade.

Minimum Fabric/Leather Quantity
Minimum order for fabric is 1 yard. Minimum order for leather is 1 hide (approximately 50 sq. ft).

California TB133 Fire Safety Code
For California Technical Bulletin 133 compliant models, a Product Modification Request in required. Contact Customer Service for details.

Options
SR cannot be manufactured without casters and pushbar.

Pushbar standard.

SPECIAL SERVICES




Special Carton Marking

With specially marked information	N/C
-----------------------------------	-----

Shipping
Ships **assembled, FOB High Point, NC 27263, freight prepaid.** Freight class 250.

Specifications and prices are subject to change without prior notice.



		Features	MODEL NUMBER																							
			Basic Model	Non-Contrast or Fabric Contrast 1	Fabric Contrast 2	I.V. Pole	Catheter Attach-ment	Magazine Rack	Arm Cap	Wood Finish	Laminate Color	Approx. Packaged Weight	Grade C.O.M.	Grade C	Grade D	Grade E & C.O.L.	Grade F	Grade G	Grade H	Grade I	Grade J	Grade K	Grade L Leather	Grade M Leather	TB133 add to list price	Moisture Barrier add to list price
SORL Recliner (w/Laminate Top, Side-Mounted Articulating Fold-Down Tablet) - Non-contrast	Left facing	SR/NC/LFT/LT	□□□□		□□□□	□□□	□□□	□□□	□□□	□□□	113.0#	\$ 4106	\$ 4161	\$ 4240	\$ 4346	\$ 4409	\$ 4544	\$ 4678	\$ 4846	\$ 5181	\$ 5518	\$ 5853	\$ 6521	\$ 375	\$ 178	
	Right facing	SR/NC/RFT/LT	□□□□		□□□□	□□□	□□□	□□□	□□□	□□□	113.0#	4106	4161	4240	4346	4409	4544	4678	4846	5181	5518	5853	6521	375	178	
 SORL Recliner (w/Laminate Top, Side-Mounted Articulating Fold-Down Tablet) - Contrast	Left facing	SR/FC/LFT/LT	□□□□	□□□□	□□□□	□□□	□□□	□□□	□□□	□□□	113.0#	\$ 4016	\$ 4068	\$ 4143	\$ 4242	\$ 4304	\$ 4432	\$ 4558	\$ 4720	\$ 5037	\$ 5357	\$ 5678	\$ 6317	\$ 375	\$ 178	
	Right facing	SR/FC/RFT/LT	□□□□	□□□□	□□□□	□□□	□□□	□□□	□□□	□□□	113.0#	4016	4068	4143	4242	4304	4432	4558	4720	5037	5357	5678	6317	375	178	
 SORL Recliner (w/Laminate Top, Top-Mounted Articulating Revolving Tablet) - Non-contrast	Left facing	SR/NC/LFRT/LT	□□□□		□□□□	□□□	□□□	□□□	□□□	□□□	113.0#	\$ 4106	\$ 4161	\$ 4240	\$ 4346	\$ 4409	\$ 4544	\$ 4678	\$ 4846	\$ 5181	\$ 5518	\$ 5853	\$ 6521	\$ 375	\$ 178	
	Right facing	SR/NC/RFRT/LT	□□□□		□□□□	□□□	□□□	□□□	□□□	□□□	113.0#	4106	4161	4240	4346	4409	4544	4678	4846	5181	5518	5853	6521	375	178	
 SORL Recliner (w/Laminate Top, Top-Mounted Articulating Revolving Tablet) - Contrast	Left facing	SR/FC/LFRT/LT	□□□□	□□□□	□□□□	□□□	□□□	□□□	□□□	□□□	113.0#	\$ 4016	\$ 4068	\$ 4143	\$ 4242	\$ 4304	\$ 4432	\$ 4558	\$ 4720	\$ 5037	\$ 5357	\$ 5678	\$ 6317	\$ 375	\$ 178	
	Right facing	SR/FC/RFRT/LT	□□□□	□□□□	□□□□	□□□	□□□	□□□	□□□	□□□	113.0#	4016	4068	4143	4242	4304	4432	4558	4720	5037	5357	5678	6317	375	178	

Indicate the following information on order form:

1. Quantity of each item.
2. Model number, including options. See "How To Build a Model Number".
3. Any special service required.

Note:

- The ☐ indicates that a choice is required.
- The absence of the ☐ indicates that no choice is required.
- Alpha-numeric characters in place of ☐ indicate that no other alternatives are available.

A Select basic model.

B Select non-contrast or fabric contrast 1.
Refer to [**ki.com/fabrics**](http://ki.com/fabrics)

- C** Select fabric contrast 2.
Refer to ki.com/fabrics
- D** Select I.V. pole (facing).
- | | |
|-------------|---------------------------------|
| NS | - No pole |
| LFIV | - Left facing front; add \$366 |
| LRIV | - Left facing rear; add \$366 |
| RFIV | - Right facing front; add \$366 |
| RRIV | - Right facing rear; add \$366 |

If top articulating table is specified, table, I.V. pole and/or catheter bag attachment must all be specified in unique locations.

- E** Select catheter bag attachment.
(specified facing chair)
- | | |
|-------------|-------------------------------|
| NCA | - No catheter attachment |
| LFCA | - Left facing front; add \$59 |
| LRCA | - Left facing rear; add \$59 |

- | | |
|-------------|--------------------------------|
| RFCA | - Right facing front; add \$59 |
| RRCA | - Right facing rear; add \$59 |
- If top articulating table is specified, table, I.V. pole and/or catheter bag attachment must all be specified in unique locations.

- F** Select magazine rack.
- | | |
|------------|------------------------------|
| NMR | - No rack |
| LFM | - Left side rack; add \$245 |
| RFM | - Right side rack; add \$245 |
- Magazine rack fabric will match arm fabric selection

- G** Select arm option.
- | | |
|------------|--------------------------------|
| WAC | - Wood armcaps (pair) |
| PAC | - Black poly (pair); add \$213 |

- H** Select wood finish color.*
Refer to the **Product Color Options** page in this price list.

- 1 Select veneer color.
Refer to the **Product Color Options** page in this price list.

Moisture Barrier	\$178
TB133	\$375

Additional options may be ordered.
Add /xx to the end of the model number and
upcharge.

/™ and \$204

Kensington Maple requires extended leadtimes.
Model: Soltice® Recliners \$13

C.O.M. yardage requirements listed above are based on plain goods 54" wide. If less than 54" wide or fabrics requiring matching (stripes, plaids, prints, large patterns), additional yardage will be needed. Consult C.O.M. matrix on the Ordering C.O.M. and C.O.L. page for additional yardage

needed. For C.O.M. fabric sent to KI-High Point on multiple rolls, add an additional yard of fabric per roll to the yardage requirements.

Figure 18 sq. ft. of leather (C.O.L.) for each yard shown (i.e., $4.75 \times 18 = 85.5$ sq. ft.).

When contrasting fabric is chosen, price at highest in-grade.

Minimum order for fabric is 1 yard. Minimum order for leather is 1 hide (approximately 50 sq. ft).

For California Technical Bulletin 133 compliant models, a Product Modification Request is required. Contact Customer Service for details.

Frame constructed of kiln-dried lumber and laminated hardwood plywood. Exposed wood com-

ponents finished with catalyzed varnish (specify finish when ordering). Tight seat constructed with universal 7.5-gauge sinuous wire springs. Tight back sprung with stretch strap webbing stapled into position. Multiple densities of polyurethane foam covered with a layer of .75 super soft foam. Seats, backs and arms are field replaceable. Mechanism chassis is of 2" x 1" 14-gauge rectangular steel tube frame welded at all member connection and powder coated to seal frame.

SR cannot be manufactured without casters and pushbar.

Pushbar standard.

With specially marked information N/C

**Ships assembled, FOB High Point, NC 27263,
freight prepaid. Freight class 250.**

Specifications and prices are subject to change without prior notice.



		MODEL NUMBER																			
		Basic Model	Non-Contrast or Fabric Contrast 1	Arm Cap	Wood Finish	Approx. Packaged Weight	Delivered Pricing	Grade C.O.M.	Grade C	Grade D	Grade E & C.O.L.	Grade F	Grade G	Grade H	Grade I	Grade J	Grade K	Grade L Leather	Grade M Leather	TB133 add to list price	Moisture Barrier add to list price
SORP	Replacement Back • Non-contrast C.O.M = 2 yd	SRRBK	□□□□			8.0#	N/A	\$ 1083	\$ 1102	\$ 1130	\$ 1166	\$ 1188	\$ 1236	\$ 1281	\$ 1341	\$ 1456	\$ 1573	\$ 1688	\$ 1922	\$ 162	\$ 133
SORP	Replacement Seat Cover Only • Non-contrast C.O.M = 1.5 yd • Uph. cover	SRRSC	□□□□			2.0#	N/A	\$ 489	\$ 502	\$ 523	\$ 553	\$ 567	\$ 601	\$ 637	\$ 681	\$ 768	\$ 853	\$ 943	\$ 1115	\$ 133	\$ 111
SORP	Replacement Arm • Non-contrast C.O.M = 2.5 yd • Includes armcap	SRRCA/LF	□□□□	□□□	□□□	12.0#	N/A	\$ 758	\$ 778	\$ 816	\$ 857	\$ 888	\$ 945	\$ 1005	\$ 1076	\$ 1220	\$ 1367	\$ 1511	\$ 1805	\$ 192	\$ 162
		SRRCA/RF	□□□□	□□□	□□□	12.0#	N/A	758	778	816	857	888	945	1005	1076	1220	1367	1511	1805	192	162
SORP	Replacement Arm Caps • Set of 2	SRRAC		□□□	□□□	3.0#	\$ 358													N/A	N/A
SORP	Replacement Footrest • Non-contrast C.O.M = .5 yd • Includes hardware	SRRFT	□□□□			3.0#	N/A	\$ 304	\$ 307	\$ 315	\$ 324	\$ 330	\$ 343	\$ 352	\$ 367	\$ 397	\$ 425	\$ 455	\$ 512	\$ 89	\$ 73
HRDPT	Replacement Med Caster Kit Includes: • (2) Med caster locking casters • (2) Med caster non-locking casters • (8) Hex nuts, (4) lock washers • (1) Small tube of Loc-Tite	RETRO.MEDCASTER				7.0#	\$ 281													N/A	N/A
		A	B	C	D																

HOW TO ORDER

Indicate the following information on order form:

- Quantity of each item.
- Model number, including options. See “How To Build a Model Number”.
- Any special service required.

Note:

- The □ indicates that a choice is required.
- The absence of the □ indicates that no choice is required.
- Alpha-numeric characters in place of □ indicate that no other alternatives are available.

HOW TO BUILD A MODEL NUMBER

- A** Select basic model.
- B** Select non-contrast or fabric contrast 1. Refer to [ki.com/fabrics](https://www.ki.com/fabrics)
- | |
|---|
| C Select arm option. |
| WAC - Wood armcaps (pair) |
| PAC - Black poly (pair); add \$213 |
- D** Select wood finish color.* Refer to the **Product Color Options** page in this price list.
*For Kensington Maple add upcharge.

KENSINGTON MAPLE UPCHARGE

Kensington Maple requires extended leadtimes.

Model	
SRRCA	\$29 (per arm)
SRRAC	\$29

INFORMATION

C.O.M. Requirements
C.O.M. yardage requirements listed above are based on plain goods 54” wide. If less than 54” wide or fabrics requiring matching (stripes, plaids, prints, large patterns), additional yardage will be needed. Consult C.O.M. matrix on the Ordering C.O.M. and C.O.L. page for additional yardage needed. For C.O.M. fabric sent to KI-High Point on multiple rolls, add an additional yard of fabric per roll to the yardage requirements.

C.O.L. Requirements
Figure 18 sq. ft. of leather (C.O.L.) for each yard shown (i.e., 4.75 x 18 = 85.5 sq. ft.).

Contrasting Upholstery
When contrasting fabric is chosen, price at highest in-grade.

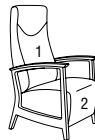
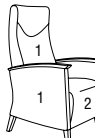
California TB133 Fire Safety Code
For California Technical Bulletin 133 compliant models, a Product Modification Request in required. Contact Customer Service for details.

SPECIAL SERVICES
Special Carton Marking
With specially marked information N/C

Shipping
Ships **knocked down, FOB High Point, NC 27263. freight prepaid.** Freight class 70.

Specifications and prices are subject to change without prior notice.



			MODEL NUMBER																						
			Basic Model	Non-Contrast or Fabric Contrast 1	Fabric Contrast 2	Wood Finish	Arm Cap	Fire Code	Moisture Barrier																
MODEL	Features									Approx. Packaged Weight	Grade C.O.M.	Grade C	Grade D	Grade E & C.O.L.	Grade F	Grade G	Grade H	Grade I	Grade J	Grade K	Grade L Leather	Grade M Leather	TB133 add to list price	Moisture Barrier add to list price	
	Patient Chair (Open Arm)	Non-contrast	SOP/NC	□□□□		□□□	□□□	□□□	□□□	80.0#	\$ 2204	\$ 2237	\$ 2284	\$ 2342	\$ 2382	\$ 2458	\$ 2535	\$ 2632	\$ 2829	\$ 3021	\$ 3218	\$ 3604	\$ 218	\$ 87	
	• Non-contrast C.O.M = 3.5 yd	Contrast	SOP/FC	□□□□	□□□□	□□□	□□□	□□□	□□□	80.0#	2278	2309	2353	2410	2453	2528	2608	2704	2898	3093	3286	3674	218	87	
	• 1 = Back (Fabric Contrast 1) C.O.M = 2.25 yd																								
	• 2 = Seat (Fabric Contrast 2) C.O.M. = 1.5 yd																								
SOPC																									
	Patient Chair (Closed Arm)	Non-contrast	SPP/NC	□□□□		□□□	□□□	□□□	□□□	84.0#	\$ 2472	\$ 2516	\$ 2582	\$ 2662	\$ 2714	\$ 2823	\$ 2928	\$ 3065	\$ 3336	\$ 3602	\$ 3873	\$ 4410	\$ 351	\$ 152	
	• Non-contrast C.O.M = 5 yd	Contrast	SPP/FC	□□□□	□□□□	□□□	□□□	□□□	□□□	84.0#	2545	2584	2654	2736	2787	2892	3001	3135	3404	3672	3944	4482	351	152	
	• 1 = Back and arms (Fabric Contrast 1) C.O.M. = 4 yd																								
	• 2 = Seat (Fabric Contrast 2) C.O.M. = 1.5 yd																								
SOPC																									
			A	B	C	D	E	F	G																

HOW TO ORDER

Indicate the following information on order form:

- Quantity of each item.
- Model number, including options. See “How To Build a Model Number”.
- Any special service required.

Note:

- The ☐ indicates that a choice is required.
- The absence of the ☐ indicates that no choice is required.
- Alpha-numeric characters in place of ☐ indicate that no other alternatives are available.

HOW TO BUILD A MODEL NUMBER

- A**Select basic model.
- B**Select non-contrast or fabric contrast 1.
Refer to [ki.com/fabrics](#)
- C**Select fabric contrast 2.
Refer to [ki.com/fabrics](#)
- D**Select wood finish color.*
Refer to the **Product Color Options** page in this price list.
*For Kensington Maple add upcharge.
- E**Select arm option.

WAC

- Wood armcaps (pair)

PAC

- Black poly (pair); add \$191
- F**Select fire code.

NFR

- Compliance to TB 117-2013

FR

- Compliance to TB 133

See pricing column for TB133 upcharge.

- G**Select moisture barrier.

NMB

- No moisture barrier

MB

- Moisture barrier

See pricing column for moisture barrier upcharge.

KENSINGTON MAPLE UPCHARGE

Kensington Maple requires extended leadtimes.	
Model	
SOP/NC	\$111
SOP/FC	\$111
SPP/NC	\$101
SPP/FC	\$101
SPX/NC	\$48
SPX/FC	\$48

INFORMATION

C.O.M. Requirements
C.O.M. yardage requirements listed above are based on plain goods 54” wide. If less than 54” wide or fabrics requiring matching (stripes, plaids, prints, large patterns), additional yardage will be needed. Consult C.O.M. matrix on the Ordering C.O.M. and C.O.L. page for additional yardage needed. For C.O.M. fabric sent to KI-High Point on multiple rolls, add an additional yard of fabric per roll to the yardage requirements.

C.O.L. Requirements
Figure 18 sq. ft. of leather (C.O.L.) for each yard shown (i.e., 4.75 x 18 = 85.5 sq. ft.).

Contrasting Upholstery
When contrasting fabric is chosen, price at highest in-grade.

Minimum Fabric/Leather Quantity
Minimum order for fabric is 1 yard. Minimum order for leather is 1 hide (approximately 50 sq. ft).

Moisture Barrier
Moisture barrier is applied underneath the fabric cover as a means of protecting the foam. Not available with TB133

California TB133 Fire Safety Code
For California Technical Bulletin 133 compliant models, a Product Modification Request in required. Contact Customer Service for details.

SPECIAL SERVICES
Special Carton Marking
With specially marked information N/C

Shipping
Ships **assembled unless replacement parts which ship knocked down, FOB High Point, NC 27263, freight prepaid.** Freight class 250.

Specifications and prices are subject to change without prior notice.

		MODEL NUMBER																					
		Basic Model	Non-Contrast or Fabric Contrast 1	Wood Finish	Arm Cap	Fire Code	Moisture Barrier	Approx. Packaged Weight	Delivered Pricing	Grade C.O.M.	Grade C	Grade D	Grade E & C.O.L.	Grade F	Grade G	Grade H	Grade I	Grade J	Grade K	Grade L Leather	Grade M Leather	TB133 add to list price	Moisture Barrier add to list price
SORP	Patient Chair Replacement Back • Non-contrast C.O.M = 2.25 yd	SRPBK	□□□□			□□□	□□□	8.0#	N/A	\$ 986	\$ 1005	\$ 1034	\$ 1070	\$ 1094	\$ 1141	\$ 1189	\$ 1251	\$ 1369	\$ 1489	\$ 1608	\$ 1846	\$ 117	\$ 50
SORP	Patient Chair Replacement Seat • Non-contrast C.O.M = 1.5 yd	SRPST	□□□□			□□□	□□□	15.0#	N/A	\$ 969	\$ 982	\$ 1003	\$ 1030	\$ 1046	\$ 1085	\$ 1118	\$ 1164	\$ 1255	\$ 1345	\$ 1434	\$ 1612	\$ 87	\$ 39
SORP	Patient Chair Replacement Open Arm • Includes armcap	SRPOA/LF		□□□	□□□			10.0#	\$ 604													N/A	N/A
		SRPOA/RF		□□□	□□□			10.0#	604													N/A	N/A
SORP	Patient Chair Replacement Closed Arm • Non-contrast C.O.M = 2 yd per armcap • Includes armcap	SRPCA/LF	□□□□	□□□	□□□	□□□	□□□	12.0#	N/A	\$ 955	\$ 974	\$ 1005	\$ 1040	\$ 1063	\$ 1112	\$ 1160	\$ 1219	\$ 1341	\$ 1457	\$ 1577	\$ 1817	\$ 73	\$ 32
		SRPCA/RF	□□□□	□□□	□□□	□□□	□□□	12.0#	N/A	955	974	1005	1040	1063	1112	1160	1219	1341	1457	1577	1817	73	32
SORP	Patient Chair Replacement Armcaps • Set of 2	SRPAC		□□□	□□□			3.0#	\$ 387													N/A	N/A
		A	B	C	D	E	F																

HOW TO ORDER

Indicate the following information on order form:

- Quantity of each item.
- Model number, including options. See “How To Build a Model Number”.
- Any special service required.

Note:

- The □ indicates that a choice is required.
- The absence of the □ indicates that no choice is required.
- Alpha-numeric characters in place of □ indicate that no other alternatives are available.

HOW TO BUILD A MODEL NUMBER

- A**Select basic model.
- B**Select non-contrast or fabric contrast 1.
Refer to [ki.com/fabrics](#)
- C**Select wood finish color.*
Refer to the **Product Color Options** page in this price list.
*For Kensington Maple add upcharge.
- D**Select arm option.

WAC - Wood armcaps (pair)
PAC - Black poly (pair); add \$191
- E**Select fire code.

NFR - Compliance to TB 117-2013
FR - Compliance to TB 133
See pricing column for TB133 upcharge.
- F**Select moisture barrier.

NMB - No moisture barrier
MB - Moisture barrier
See pricing column for moisture barrier upcharge.

KENSINGTON MAPLE UPCHARGE

Kensington Maple requires extended leadtimes.

Model	
SRPOA/(FR/LF)	\$55
SRPCA/(RF/LF)	\$12
SRPAC	\$12 (each)
SRMCA/(RF/LF)	\$12 (each)

INFORMATION

C.O.M. Requirements
C.O.M. yardage requirements listed above are based on plain goods 54” wide. If less than 54” wide or fabrics requiring matching (stripes, plaids, prints, large patterns), additional yardage will be needed. Consult C.O.M. matrix on the Ordering C.O.M. and C.O.L. page for additional yardage needed. For C.O.M. fabric sent to KI-High Point on multiple rolls, add an additional yard of fabric per roll to the yardage requirements.

C.O.L. Requirements
Figure 18 sq. ft. of leather (C.O.L.) for each yard shown (i.e., 4.75 x 18 = 85.5 sq. ft.).

Moisture Barrier
Moisture barrier is applied underneath the fabric cover as a means of protecting the foam. Not available with TB133

California TB133 Fire Safety Code
For California Technical Bulletin 133 compliant models, a Product Modification Request is required. Contact Customer Service for details.

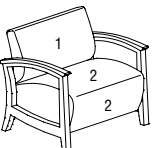
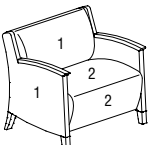
SPECIAL SERVICES

Special Carton Marking

With specially marked information N/C

Shipping
Ships **assembled unless replacement parts which ship knocked down, FOB High Point, NC 27263, freight prepaid.** Freight class 70.

Specifications and prices are subject to change without prior notice.

			MODEL NUMBER																							
			Basic Model	Non-Contrast or Fabric Contrast 1	Fabric Contrast 2	Wood Finish	Arm Cap	Fire Code	Moisture Barrier																	
MODEL	Features									Approx. Packaged Weight	Grade C.O.M.	Grade C	Grade D	Grade E & C.O.L.	Grade F	Grade G	Grade H	Grade I	Grade J	Grade K	Grade L Leather	Grade M Leather	TB133 add to list price	Moisture Barrier add to list price		
	Bariatric Chair (Open Arm)	Non-contrast	SOCL/NC	□□□□		□□□	□□□	□□□	□□□	68.0#	\$ 3358	\$ 3395	\$ 3452	\$ 3519	\$ 3562	\$ 3655	\$ 3745	\$ 3860	\$ 4079	\$ 4303	\$ 4528	\$ 4975	\$ 500	\$ 226		
		Contrast	SOCL/FC	□□□□	□□□□	□□□	□□□	□□□	□□□	68.0#	3435	3465	3522	3592	3635	3723	3814	3928	4147	4373	4599	5049	500	226		
SOBS																										
	Bariatric Chair (Closed Arm)	Non-contrast	SPCL/NC	□□□□		□□□	□□□	□□□	□□□	68.0#	\$ 3620	\$ 3670	\$ 3757	\$ 3863	\$ 3931	\$ 4069	\$ 4202	\$ 4374	\$ 4720	\$ 5064	\$ 5407	\$ 6095	\$ 598	\$ 280		
		Contrast	SPCL/FC	□□□□	□□□□	□□□	□□□	□□□	□□□	68.0#	3692	3745	3829	3932	4001	4139	4274	4445	4791	5135	5479	6169	598	280		
SOBS																										
			A	B	C	D	E	F	G																	

Indicate the following information on order form:

1. Quantity of each item.
2. Model number, including options. See "How To Build a Model Number".
3. Any special service required.

- The absence of the ☐ indicates that no choice is required.
- Alpha-numeric characters in place of ☐ indicate that no other alternatives are available.

A Select basic model.

B Select non-contrast or fabric contrast 1.
Refer to ki.com/fabrics

D Select wood finish color.*
Refer to the **Product Color Options** page in this price list.
*For Kensington Maple add upcharge.

F Select fire code.

NFR	- Compliance to TB 117-2013
FR	- Compliance to TB 133

See pricing column for TB133 upcharge.

G Select moisture barrier.

NMB	- No moisture barrier
MB	- Moisture barrier

See pricing column for moisture barrier upcharge.

SOCL/NC	\$210
SOCL/FC	\$210
SPCL/NC	\$48
SPCL/FC	\$48

C.O.M. yardage requirements listed above are based on plain goods 54" wide. If less than 54" wide or fabrics requiring matching (stripes, plaids, prints, large patterns), additional yardage will be needed. Consult C.O.M. matrix on the Ordering C.O.M. and C.O.L. page for additional yardage needed. For C.O.M. fabric sent to KI-High Point on multiple rolls, add an additional yard of fabric per roll to the yardage requirements.

Contrasting Upholstery
When contrasting fabric is chosen, price at highest in-grade.

Minimum Fabric/Leather Quantity
Minimum order for fabric is 1 yard. Minimum order for leather is 1 hide (approximately 50 sq. ft.).

Moisture barrier is applied underneath the fabric cover as a means of protecting the foam. Not available with TB133

For California Technical Bulletin 133 compliant models, a Product Modification Request is required. Contact Customer Service for details.

Frame Constructed of kiln-dried lumber and laminated hardwood plywood. Exposed wood components finished with catalyzed varnish (specify finish when ordering). Tight seat constructed with universal 7.5-gauge sinuous wire springs. Tight back sprung with stretch strap webbing stapled into position. Multiple densities of polyurethane foam covered with a layer of .75 super soft foam. Seats, backs and arms are field replaceable.

With specially marked information N/C

**Ships assembled unless replacement parts
which ship knocked down, FOB High Point, NC
27263, freight prepaid. Freight class 250.**

Specifications and prices are subject to change without prior notice.



		MODEL NUMBER																					
		Basic Model	Non-Contrast or Fabric Contrast 1	Wood Finish	Arm Cap	Fire Code	Moisture Barrier																
MODEL								Approx. Packaged Weight	Delivered Pricing	Grade C.O.M.	Grade C	Grade D	Grade E & C.O.L.	Grade F	Grade G	Grade H	Grade I	Grade J	Grade K	Grade L Leather	Grade M Leather	TB133 add to list price	Moisture Barrier add to list price
SORP	Replacement Back • Non-contrast C.O.M = 2.25 yd	SRBBK	□□□□			□□□	□□□	25.0#	N/A	\$ 1052	\$ 1066	\$ 1092	\$ 1124	\$ 1142	\$ 1186	\$ 1226	\$ 1280	\$ 1382	\$ 1489	\$ 1596	\$ 1805	\$ 234	\$ 108
SORP	Replacement Seat (Open Arm) • Non-contrast C.O.M = 2.5 yd	SRBST	□□□□			□□□	□□□	35.0#	N/A	\$ 1234	\$ 1251	\$ 1280	\$ 1313	\$ 1343	\$ 1389	\$ 1436	\$ 1493	\$ 1614	\$ 1734	\$ 1854	\$ 2091	\$ 234	\$ 120
SORP	Replacement Seat (Closed Arm) • Non-contrast C.O.M = 2 yd	SRBSC	□□□□	□□□		□□□	□□□	35.0#	N/A	\$ 1234	\$ 1251	\$ 1280	\$ 1313	\$ 1343	\$ 1389	\$ 1436	\$ 1493	\$ 1614	\$ 1734	\$ 1854	\$ 2091	\$ 234	\$ 120
SORP	Replacement Arm (Open Arm) • Includes armcap	SRBOA/LF		□□□	□□□			15.0#	\$ 567													N/A	N/A
		SRBOA/RF		□□□	□□□			15.0#	567													N/A	N/A
SORP	Replacement Arm (Closed Arm) • Non-contrast C.O.M = 2.5 yd • Includes armcap	SRBCA/LF	□□□□	□□□	□□□	□□□	□□□	35.0#	N/A	\$ 863	\$ 884	\$ 922	\$ 969	\$ 998	\$ 1057	\$ 1115	\$ 1191	\$ 1343	\$ 1490	\$ 1640	\$ 1941	\$ 276	\$ 123
		SRBCA/RF	□□□□	□□□	□□□	□□□	□□□	35.0#	N/A	863	884	922	969	998	1057	1115	1191	1343	1490	1640	1941	276	123
SORP	Replacement Armcaps • Set of 2	SRBAC		□□□	□□□			12.0#	\$ 393													N/A	N/A
		A	B	C	D	E	F																

HOW TO ORDER

Indicate the following information on order form:

- Quantity of each item.
- Model number, including options. See “How To Build a Model Number”.
- Any special service required.

Note:

- The □ indicates that a choice is required.
- The absence of the □ indicates that no choice is required.
- Alpha-numeric characters in place of □ indicate that no other alternatives are available.

HOW TO BUILD A MODEL NUMBER

- A**Select basic model.
- B**Select non-contrast or fabric contrast 1.
Refer to [ki.com/fabrics](#)
- C**Select wood finish color.*
Refer to the **Product Color Options** page in this price list.
*For Kensington Maple add upcharge.
- D**Select arm option.

WAC - Wood armcaps (pair)
PAC - Black poly (pair); add \$191
- E**Select fire code.

NFR - Compliance to TB 117-2013
FR - Compliance to TB 133
See pricing column for TB133 upcharge.
- F**Select moisture barrier.

NMB - No moisture barrier
MB - Moisture barrier
See pricing column for moisture barrier upcharge.

KENSINGTON MAPLE UPCHARGE

Kensington Maple requires extended leadtimes.

Model	
SRBOA/(FR/LF)	\$55
SRBCA/(RF/LF)	\$12
SRBAC	\$12 (each)

INFORMATION

C.O.M. Requirements
C.O.M. yardage requirements listed above are based on plain goods 54” wide. If less than 54” wide or fabrics requiring matching (stripes, plaids, prints, large patterns), additional yardage will be needed. Consult C.O.M. matrix on the Ordering C.O.M. and C.O.L. page for additional yardage needed. For C.O.M. fabric sent to KI-High Point on multiple rolls, add an additional yard of fabric per roll to the yardage requirements.

C.O.L. Requirements
Figure 18 sq. ft. of leather (C.O.L.) for each yard shown (i.e., 4.75 x 18 = 85.5 sq. ft.).

Contrasting Upholstery
When contrasting fabric is chosen, price at highest in-grade.

Moisture Barrier
Moisture barrier is applied underneath the fabric cover as a means of protecting the foam. Not available with TB133

California TB133 Fire Safety Code
For California Technical Bulletin 133 compliant models, a Product Modification Request in required. Contact Customer Service for details.

SPECIAL SERVICES

Special Carton Marking
With specially marked information N/C

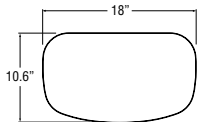
Shipping
Ships **assembled unless replacement parts which ship knocked down, FOB High Point, NC 27263, freight prepaid.** Freight class 70.

Specifications and prices are subject to change without prior notice.

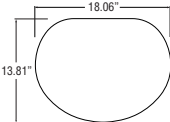


Soltice® 1.5 Recliner

Tablet Arm Options



Top-Mounted Articulating
Revolving Tablet



Side-Mounted Articulating
Fold-Down Tablet



Caster - Locked Position

Dimensions	
Overall width	32-1/8"
Overall depth	35"
Overall height	47"
Seat width	24"
Seat depth	20"
Seat height from floor	20"
Arm height at front of arm (highest point)	27-1/2"

Chair Testing and Loading

The Affina II Recliners have passed all standard ANSI BIFMA tests for seating products, and in addition, the chairs also passed KI's bariatric test battery (see document KI-98829) which allows the chairs to safely accommodate weights of up to 750 pounds.

Field Replaceable Seat, Back, Ottoman and Armcaps

Replacement seats include new foam and upholstery and are Velcro Fastened to the seat. Backs are attached to the frame mechanism with a metal-to-metal hinge connection that allows for easy replacement. Removing two screws at the bottom of the back will allow lifting the entire back off the mechanism. Replacement backs come with complete wood frame, foam and upholstery. Footrest Ottoman replacements are fully upholstered and bolt on to the frame. Armcaps are attached to the arms using compression dowels for easy replacement. For full arm replacement, contact a factory representative.

Wood Arm Caps

Wood arm caps are constructed of 1/2 select hardwood kiln dried to a moisture content of 5% to 7%, fastened to hardwood plywood panels. Joinery utilizes three (3) 1/2" x 1" spring steel dowels, screwed into position on the arm cap. Plywood arm panels are 1/2" thick plywood skins, inside and out. glued and stapled using mortise, butt, and lap joints throughout. Craftboard (.09 thick) is stapled over edges and bottom beneath 1/4" thick soft polyurethane foam padding.

Mechanism and Chair Frame

Rectangular steel tube frame ranging from 14 to 10 guage, is welded, or riveted, at all member connections and fully powder coated to seal frame. Steel frame arm and footrest mounting plates are 14 guage thickness. Frame is bolted to wood arms at 12 locations using 1/4"-20 machine bolts. Back frame is constructed of 1" laminated plywood with solid wood cross rails. Dowel and lap joints are utilized. Seat frame is 5/4 solid maple wood. Mechanism is all steel ranging in guage from 14-11 guage.

Recliner Back and Seat

Back is 1" hardwood plywood (7 ply) utilixing dowel and lap joints. Six (6) 3" woven web straps are stretched and interwoven across the seat and stapled. Sea Board mounts to steel seat frame using two (2) 1/4"-20 machne bolts. Propex woven polypropylene fabric covers the back surface openings. A layer of 1/4" thick soft polyurethane foam padding covers all non-cushioned surfaces.

Polyurethane Foam Cushions

Seat cushion is composed of 2.5 lb. 35 density high resilient polyurethane foam measuring 4" in thickness. A 1" thick slab of 1.5 lb. 14 density foam is laminated to the top and front edge. Back cushion is composed of 2.5 lb. 35 density high resilient polyurethane foam measuring 2" in thickness. A 1" thick slab of 1.5 lb. 14 density foam is laminated to the foam surface.

Upholstery Covers

Traditional upholstery methods are used throughout.

Casters

Four 3" individual locking, swiveling casters are fastened to the four corner of the chair.

Central Locking Caster System

5" sealed, locking casters are activated using a foot lever, and are controlled by a series of steel and cast aluminum linkages inside the chair.

Optional Heat & Massage

Heat & Massage units are installed into the backrest and the seat of the unit. Control functions are performed at a built-in control unit in the right-facing arm. Three temperature levels are available for the heat option: low (37C/99F), medium (38C/101F), and high (39C/102F), with an automatic shut-off after four hours of operation. The vibrating massage modules are built into the backrest of the unit, with the controller managing four modes of operation: low location low vibration, low location high vibration, high location low vibration, and high location high vibration, also with an automatic shut-off after 15 minutes of operation. The entire assembly meets TUVRheinland and IEC 60601-1 ratings. The powercord is a 14 AWG, 15-Amp NEMA rated three conducted SJT, with a three-prong grounded plug. A 72" length of exposed power cord extends from the back of the unit and is strain releaf mounted to the rear of the unit. Use of this product is not intended to offer any medical benefits, but rather supports relaxation, comfort, and convenience to the user.

Optional USB Charger (requires Heat & Massage selection)

The USB power module houses one 5V DC USB (type 2.0 and type 3.0 compatible) charging plug-in receptacle with 1-AMP DC total power (no data). The module is installed in the front of the right-side facing arm.

SPECIFICATIONS			UPHOLSTERY INFORMATION			FINISH INFORMATION			INFORMATION		
Complimentary Furniture The following lounge collections offer complimentary furniture that creates continuity and a cohesive look throughout a facility. These complimentary pieces can be found in other sections of the KI price list.			C.O.M. Fabric For C.O.M. fabric sent to KI-High Point on multiple rolls, add an additional yard of fabric per roll to the yardage requirement. Multiple rolls have shorter pieces of fabric on them and do not allow nesting and stacking of the fabric to achieve the best yield as is done with one large roll. This results in yardage shortages and requests for additional fabric from the client, which can delay an order. For each roll that is sent, one yard needs to be added to one of the rolls, not separately.			Color Match KI offers the additional option of color matching paint, polypropylene, or wood stain through Product Modification Requests. Contact Service for detials.			Warranty Refer to KI Terms & Conditions document or visit ki.com		
SOLTICE HEATLHCARE SEATING - Soltice Multiple Seating, Soltice Guest Seating, Soltice Lounge Seating, LaResta Day Bed (FDS/SL).			Fabric Disclaimer Fabric will be applied as swatched by the fabric manufacturer. Fabric that is required to be applied differently than is swatched will need a Modified Product Request written specifying the direction the fabric is to be applied.								



Wood Finish - Core		Orange Grove	LOE
Cherry Storm on Beech	BCX	Pearl Bisque	LPB
Cinnamon on Beech	BCN	Pearl Silver	LPS
Cocoa on Beech	BCA	Pressed Linen	LPR
Eclipse Black on Beech	BEB	River Cherry	LRY
Florence Walnut on Beech	BFC	Rugged Linen	LRG
Kensington Maple on Maple	MMA	Satin Stainless	LSS
Monticello Maple on Beech	BMT	Shadow Zephyr	LSR
Natural on Beech	BNA	Silicon evolv	LSV
River Cherry on Beech	BRY	Sterling Ash	LAZ
Kensington Maple requires an upcharge.		Tailored Linen	LTL
		Titanium evolv	LTV
		White Nebula	LWL
		White Sand	LWN
Veneer Wood Finish - Core		Windsor Mahogany	LWY

Cherry Storm on Beech	BCX2
Cinnamon on Beech	BCN2
Cocoa on Beech	BCA2
Eclipse Black on Beech	BEB2
Kensington Maple on Maple	MMA2
Monticello Maple on Beech	BMT2
Natural on Beech	BNA2
River Cherry on Beech	BRY2

Surface Finish - Laminate	
Biltmore Cherry	LBT
Black	LBK
Brighton Walnut	LBW
Canyon Zephyr	LCA
Castle Oak	LCO
Casual Linen	LCU
Cherry Storm	LCX
Classic Linen	LCI
Cloud Zephyr	LCL
Cocobala	LCC
Coffee Bean	LCB
Crisp Linen	LRI
Desert Zephyr	LDZ
Dove Grey	LDG
Fired Steel	LIL
Flax Linen	LXF
Florence Walnut	LFC
Forged Steel	LOL
Frosty White	LFW
Graphite Nebula	LGN
Grey	LGE
High Rise	LHE
Hollyberry	LHY
Irish Linen	LIH
Island	LID
Italian Silver Ash	LIT
Kensington Maple	LKM
Lapis Blue	LLB
Markerboard White	LMK
Misted Zephyr	LMR
Monticello Maple	LMT
Nickel Evolv	LVN
North Sea	LNA
Ocean	LON

Finish Cards

View color swatches for items listed within this document.

Paints

Wood/Veneer

Molded Edges

Hard Plastics

Plastics/Poly

Laminates

Edge Styles


Glass

Certain options referenced may not be available on GSA Schedule.

Soltice® 1.5 Healthcare
Recliner

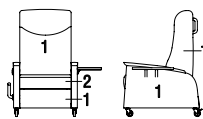


Soltice® 1.5 Healthcare
Recliner

		MODEL NUMBER																						
		Basic Model	Non-Contrast or Fabric Contrast 1	Fabric Contrast 2	Heat/ Massage Option	USB Power	I.V. Pole	Catheter Attach- ment	Magazine Pouch	Arm Cap	Wood Finish													
Features												Approx. Packaged Weight	Grade C.O.M.	Grade C	Grade D	Grade E & C.O.L.	Grade F	Grade G	Grade H	Grade I	Grade J	Grade K	Grade L Leather	Grade M Leather
	Non-Contrast	SR15/NC	□□□□		□□	□□	□□□	□□□	□□□	□□□	□□□	150.0#	\$ 4478	\$ 4755	\$ 4837	\$ 4930	\$ 4990	\$ 5110	\$ 5232	\$ 5379	\$ 5681	\$ 5981	\$ 6284	\$ 6887
	Contrast	SR15/FC	□□□□	□□□	□□	□□	□□□	□□□	□□□	□□□	□□□	150.0#	4580	4857	4940	5034	5091	5212	5333	5485	5785	6088	6386	6990
SORL2 Recliner (Closed Arm)																								
• Non-contrast C.O.M = 5.5 yd																								
• 1 = Back and arms (Fabric Contrast 1) C.O.M. = 4.5 yd																								
• 2 = Seat (Fabric Contrast 2) C.O.M. = 1.5 yd																								

• Optional magazine rack (Fabric Contrast 1) C.O.M. = .5 yd																								
																		</						



		MODEL NUMBER																							
		Basic Model	Non-Cont or Fabric Cont 1	Fabric Cont 2	Heat/ Massage Option	USB Power	I.V. Pole	Cath Attach-ment	Magazine Pouch	Arm Cap	Wood Finish	Laminate Color													
Features													Approx. Packaged Weight	Grade C.O.M.	Grade C	Grade D	Grade E & C.O.L.	Grade F	Grade G	Grade H	Grade I	Grade J	Grade K	Grade L Leather	Grade M Leather
SORL2 Recliner (w/Laminate Top, Side-Mounted Articulating Fold-Down Tablet) - Non-contrast • Non-contrast C.O.M = 5.5 yd	Right facing	SR15/NC/RFT/LT	□□□□		□□	□□	□□□	□□□	□□□	□□□	□□□	□□□	155.0#	\$ 4992	\$ 5268	\$ 5353	\$ 5445	\$ 5502	\$ 5624	\$ 5744	\$ 5893	\$ 6198	\$ 6496	\$ 6784	\$ 7399
<div></div> SORL2 Recliner (w/Laminate Top, Side-Mounted Articulating Fold-Down Tablet) - Contrast • 1 = Back, arms and footrest (Fabric Contrast 1) C.O.M. = 4.5 yd • 2 = Seat (Fabric Contrast 2) C.O.M. = 1.75 yd • Optional magazine rack (Fabric Contrast 1) C.O.M. = .5 yd	Right facing	SR15/FC/RFT/LT	□□□□	□□□	□□	□□	□□□	□□□	□□□	□□□	□□□	□□□	155.0#	\$ 5095	\$ 5373	\$ 5455	\$ 5548	\$ 5608	\$ 5727	\$ 5846	\$ 6010	\$ 6300	\$ 6599	\$ 6902	\$ 7504
		A	B	C	D	E	F	G	H	I	J	K													

HOW TO ORDER

Indicate the following information on order form:

- Quantity of each item.
- Model number, including options. See “How To Build a Model Number”.
- Any special service required.

Note:

- The □ indicates that a choice is required.
- The absence of the □ indicates that no choice is required.
- Alpha-numeric characters in place of □ indicate that no other alternatives are available.

HOW TO BUILD A MODEL NUMBER

- A**Select basic model.
- B**Select non-contrast or fabric contrast 1. Refer to [ki.com/fabrics](#)
- C**Select fabric contrast 2. Refer to [ki.com/fabrics](#)
- D**Select Heat and Massage option.

NHM - No heat and massage

WHM - With heat and massage; add \$1264
- E**Select USB Power option.

NUSB - No USB Power

WUSB - With USB power; add \$241

Only available if Heat and Massage option is selected.
- F**Select I.V. pole (facing).

NS - No pole

LRFIV - Left facing rear; add \$385

RFFIV - Right facing front; add \$385

- RRFIV** - Right facing rear; add \$385
- If top articulating table is specified, table, I.V. pole and/or catheter bag attachment must all be specified in unique locations.
- If optional magazine pouch is specified, only Left-facing-rear (LRFIV) or No pole (NS) can be specified.
- Left facing = right-handed when seated
- Right facing = left-handed when seated
- G**Select catheter bag attachment hook (facing).

NCA - No catheter attachment

LRCA - Left facing rear; add \$64

RFCA - Right facing front; add \$64

RRCA - Right facing rear; add \$64
- If top articulating table is specified, table, I.V. pole and/or catheter bag attachment must all be specified in unique locations.
- H**Select magazine pouch.

NMR - No magazine pouch

RFP - Right side pouch (requires add'l fabric; matches arm); add \$245
- Magazine pouch fabric will match arm fabric

- selection
- I**Select arm option.

PAC - Black poly (pair); add \$196

WAC - Wood (standard)
- J**Select wood finish color.*
- Refer to the
- Product Color Options**
- page in this price list.
- *For Kensington Maple add upcharge.
- K**Select laminate color.
- Refer to the
- Product Color Options**
- page in this price list.

KENSINGTON MAPLE UPCHARGE
Kensington Maple requires extended leadtimes.
Model
Soltice 1.5 Recliner \$12

INFORMATION

Moisture Barrier \$178

C.O.M. Requirements
C.O.M. yardage requirements listed above are based on plain goods 54” wide. If less than 54” wide or fabrics requiring matching (stripes, plaids, prints, large patterns), additional yardage will be needed. Consult C.O.M. matrix on the Ordering C.O.M. and C.O.L. page for additional yardage needed. For C.O.M. fabric sent to KI-High Point on multiple rolls, add an additional yard of fabric per roll to the yardage requirements.

C.O.L. Requirements
Figure 18 sq. ft. of leather (C.O.L.) for each yard shown (i.e., 4.75 x 18 = 85.5 sq. ft.).

Contrasting Upholstery
When contrasting fabric is chosen, price at highest in-grade.

Minimum Fabric/Leather Quantity

Minimum order for fabric is 1 yard. Minimum order for leather is 1 hide (approximately 50 sq. ft.).

Construction
Wood arms and armcaps (field replaceable) constructed of kiln-dried hardwood. Recliner mechanism constructed of flat and tubular steel bolted to wood arms at 16 locations. Ottoman mechanism constructed of 14-gauge steel mounted to chair frame. Back shell is 1” hardwood plywood (7 ply), glued and stapled. Seat shell is 1” hardwood plywood (7 ply). Cushioning of multiple densities of polyurethane foam. Seat and back are field replaceable. Ottoman is field replaceable. Soft touch ottoman release and push/pull handles.

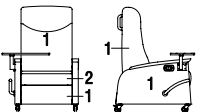
SPECIAL SERVICES

Special Carton Marking

With specially marked information N/C

Shipping
Ships **assembled, FOB High Point, NC 27263, freight prepaid.** Freight class 250.

Specifications and prices are subject to change without prior notice.

		MODEL NUMBER																							
		Basic Model	Non-Cont or Fabric Cont 1	Fabric Cont 2	Heat/ Massage Option	USB Power	I.V. Pole	Cath Attach-ment	Magazine Pouch	Arm Cap	Wood Finish	Laminate Color													
Features	Left facing	SR15/NC/LFRT/LT	□□□□		□□	□□	□□□	□□□	□□□	□□□	□□□	□□□	155.0#	\$ 4992	\$ 5268	\$ 5353	\$ 5445	\$ 5502	\$ 5624	\$ 5744	\$ 5893	\$ 6198	\$ 6496	\$ 6784	\$ 7399
	Right facing	SR15/NC/RFRT/LT	□□□□		□□	□□	□□□	□□□	□□□	□□□	□□□	□□□	155.0#	4992	5268	5353	5445	5502	5624	5744	5893	6198	6496	6784	7399
Recliner (w/Laminate Top, Top-Mounted Articulating Revolving Tablet) - Non-contrast																									
• Non-contrast C.O.M = 5.5 yd																									
	Left facing	SR15/FC/LFRT/LT	□□□□	□□□	□□	□□	□□□	□□□	□□□	□□□	□□□	□□□	155.0#	\$ 5095	\$ 5373	\$ 5455	\$ 5548	\$ 5608	\$ 5727	\$ 5846	\$ 6010	\$ 6300	\$ 6599	\$ 6902	\$ 7504
	Right facing	SR15/FC/RFRT/LT	□□□□	□□□	□□	□□	□□□	□□□	□□□	□□□	□□□	□□□	155.0#	5095	5373	5455	5548	5608	5727	5846	6010	6300	6599	6902	7504
Recliner (w/Laminate Top, Top-Mounted Articulating Revolving Tablet) - Contrast																									
• 1 = Back, arms and footrest (Fabric Contrast 1) C.O.M. = 4.5 yd																									
• 2 = Seat (Fabric Contrast 2) C.O.M. = 1.75 yd																									
• Optional magazine rack (Fabric Contrast 1) C.O.M. = .5 yd																									

Note:

- The ☐ indicates that a choice is required.
- The absence of the ☐ indicates that no choice is required.
- Alpha-numeric characters in place of ☐ indicate that no other alternatives are available.

A Select basic model.

B Select non-contrast or fabric contrast 1.
Refer to ki.com/fabrics

C Select fabric contrast 2.
Refer to [**ki.com/fabrics**](http://ki.com/fabrics)

D Select Heat and Massage option.

NHM	- No heat and massage
WHM	- With heat and massage; add

\$1264

E Select USB Power option.

NUSB	- No USB Power
WUSB	- With USB power; add \$241

Only available if Heat and Massage option is selected.

F Select I.V. pole (facing).

NS	- No pole
LRFIV	- Left facing rear; add \$385
RFFIV	- Right facing front; add \$385

RRFIV - Right facing rear; add \$385
If top articulating table is specified, table, I.V.
pole and/or catheter bag attachment must all
be specified in unique locations.
If optional magazine pouch is specified, only
Left-facing-rear (LRFIV) or No pole (NS) can
be specified.

Left facing = right-handed when seated
Right facing = left-handed when seated

C Select catheter bag attachment hook (facing).

NCA	- No catheter attachment
LRCA	- Left facing rear; add \$64
RFCA	- Right facing front; add \$64
RRCA	- Right facing rear; add \$64

If top articulating table is specified, table, I.V. pole and/or catheter bag attachment must all be specified in unique locations.

H Select magazine pouch.

NMR	- No magazine pouch
RFP	- Right side pouch (requires add'l fabric; matches arm); add \$245

Magazine pouch fabric will match arm fabric

selection

1 Select arm option.

PAC	- Black poly (pair); add \$196
WAC	- Wood (standard)

J Select wood finish color.*
Refer to the **Product Color Options** page in this price list.
*For Kensington Maple add upcharge.

K Select laminate color.
Refer to the **Product Color Options** page in this price list.

Kensington Maple requires extended leadtimes.
Model
Soltice 1.5 Recliner \$12

Moisture Barrier \$178

C.O.M. yardage requirements listed above are based on plain goods 54" wide. If less than 54" wide or fabrics requiring matching (stripes, plaids, prints, large patterns), additional yardage will be needed. Consult C.O.M. matrix on the Ordering C.O.M. and C.O.L. page for additional yardage needed. For C.O.M. fabric sent to KI-High Point on multiple rolls, add an additional yard of fabric per roll to the yardage requirements.

Figure 18 sq. ft. of leather (C.O.L.) for each yard shown (i.e., $4.75 \times 18 = 85.5$ sq. ft.).

When contrasting fabric is chosen, price at highest in-grade.

Minimum Fabric/Leather Quantity

Minimum order for fabric is 1 yard. Minimum order for leather is 1 hide (approximately 50 sq. ft).

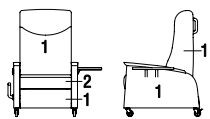
Wood arms and armcaps (field replaceable) constructed of kiln-dried hardwood. Recliner mechanism constructed of flat and tubular steel bolted to wood arms at 16 locations. Ottoman mechanism constructed of 14-gauge steel mounted to chair frame. Back shell is 1" hardwood plywood (7 ply), glued and stapled. Seat shell is 1" hardwood plywood (7 ply). Cushioning of multiple densities of polyurethane foam. Seat and back are field replaceable. Ottoman is field replaceable. Soft touch ottoman release and push/pull handles.

With specially marked information N/C

Ships assembled, FOB High Point, NC 27263, freight prepaid. Freight class 250.

Specifications and prices are subject to change without prior notice.



		MODEL NUMBER																							
		Basic Model	Non-Cont or Fabric Cont 1	Fabric Cont 2	Heat/ Massage Option	USB Power	I.V. Pole	Cath Attach-ment	Magazine Pouch	Arm Cap	Wood Finish	Veneer Color													
Features													Approx. Packaged Weight	Grade C.O.M.	Grade C	Grade D	Grade E & C.O.L.	Grade F	Grade G	Grade H	Grade I	Grade J	Grade K	Grade L Leather	Grade M Leather
SORL2 Recliner (w/Veneer Top, Side-Mounted Articulating Fold-Down Tablet) - Non-contrast • Non-contrast C.O.M = 5.5 yd	Right facing	SR15/NC/RFT/VT	□□□□		□□	□□	□□□	□□□	□□□	□□□	□□□	□□□	155.0#	\$ 4992	\$ 5268	\$ 5353	\$ 5445	\$ 5502	\$ 5624	\$ 5744	\$ 5893	\$ 6198	\$ 6496	\$ 6784	\$ 7399
 SORL2 Recliner (w/Veneer Top, Side-Mounted Articulating Fold-Down Tablet) - Contrast • 1 = Back, arms and footrest (Fabric Contrast 1) C.O.M. = 4.5 yd • 2 = Seat (Fabric Contrast 2) C.O.M. = 1.75 yd • Optional magazine rack (Fabric Contrast 1) C.O.M. = .5 yd	Right facing	SR15/FC/RFT/VT	□□□□	□□□	□□	□□	□□□	□□□	□□□	□□□	□□□	□□□	155.0#	\$ 5095	\$ 5373	\$ 5455	\$ 5548	\$ 5608	\$ 5727	\$ 5846	\$ 6010	\$ 6300	\$ 6599	\$ 6902	\$ 7504
		A	B	C	D	E	F	G	H	I	J	K													

HOW TO ORDER

Indicate the following information on order form:

- Quantity of each item.
- Model number, including options. See “How To Build a Model Number”.
- Any special service required.

Note:

- The □ indicates that a choice is required.
- The absence of the □ indicates that no choice is required.
- Alpha-numeric characters in place of □ indicate that no other alternatives are available.

HOW TO BUILD A MODEL NUMBER

- A**Select basic model.
- B**Select non-contrast or fabric contrast 1. Refer to [ki.com/fabrics](#)
- C**Select fabric contrast 2. Refer to [ki.com/fabrics](#)
- D**Select Heat and Massage option.

NHM

WHM

\$1264
- E**Select USB Power option.

NUSB

WUSB

Only available if Heat and Massage option is selected.
- F**Select I.V. pole (facing).

NS

LRFIV

RFFIV

- RRFIV** - Right facing rear; add \$385
If top articulating table is specified, table, I.V. pole and/or catheter bag attachment must all be specified in unique locations.
If optional magazine pouch is specified, only Left-facing-rear (LRFIV) or No pole (NS) can be specified.

Left facing = right-handed when seated
Right facing = left-handed when seated
- G**Select catheter bag attachment hook (facing).

NCA

LRCA

RFCA

RRCA

If top articulating table is specified, table, I.V. pole and/or catheter bag attachment must all be specified in unique locations.
- H**Select magazine pouch.

NMR

RFP

Magazine pouch fabric will match arm fabric

- selection
- I**Select arm option.

PAC

WAC
- J**Select wood finish color.*
Refer to the **Product Color Options** page in this price list.
*For Kensington Maple add upcharge.
- K**Select veneer color.
Refer to the **Product Color Options** page in this price list.

KENSINGTON MAPLE UPCHARGE
Kensington Maple requires extended leadtimes.
Model
Soltice 1.5 Recliner \$12

INFORMATION

Moisture Barrier \$178

C.O.M. Requirements
C.O.M. yardage requirements listed above are based on plain goods 54” wide. If less than 54” wide or fabrics requiring matching (stripes, plaids, prints, large patterns), additional yardage will be needed. Consult C.O.M. matrix on the Ordering C.O.M. and C.O.L. page for additional yardage needed. For C.O.M. fabric sent to KI-High Point on multiple rolls, add an additional yard of fabric per roll to the yardage requirements.

C.O.L. Requirements
Figure 18 sq. ft. of leather (C.O.L.) for each yard shown (i.e., 4.75 x 18 = 85.5 sq. ft.).

Contrasting Upholstery
When contrasting fabric is chosen, price at highest in-grade.

Minimum Fabric/Leather Quantity

Minimum order for fabric is 1 yard. Minimum order for leather is 1 hide (approximately 50 sq. ft.).

Construction
Wood arms and armcaps (field replaceable) constructed of kiln-dried hardwood. Recliner mechanism constructed of flat and tubular steel bolted to wood arms at 16 locations. Ottoman mechanism constructed of 14-gauge steel mounted to chair frame. Back shell is 1” hardwood plywood (7 ply), glued and stapled. Seat shell is 1” hardwood plywood (7 ply). Cushioning of multiple densities of polyurethane foam. Seat and back are field replaceable. Ottoman is field replaceable. Soft touch ottoman release and push/pull handles.

SPECIAL SERVICES

Special Carton Marking
With specially marked information N/C

Shipping
Ships **assembled, FOB High Point, NC 27263, freight prepaid.** Freight class 250.

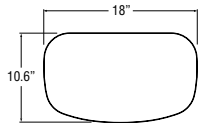
Specifications and prices are subject to change without prior notice.



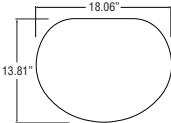
Soltice® II Recliner

Dimensions	
Overall width	32-1/8"
Overall depth	35"
Overall height	47"
Seat width	24"
Seat depth	20"
Seat height from floor	22"
Seat height from footrest	18-1/2"
Arm height at front of arm (highest point)	27-1/2"

Tablet Arm Options



Top-Mounted Articulating
Revolving Tablet



Side-Mounted Articulating
Fold-Down Tablet

Field Replaceable Seat, Back, Ottoman and Armcaps

Replacement seats include new foam and upholstery and are Velcro Fastened to the seat. Backs are attached to the frame mechanism with a metal-to-metal hinge connection that allows for easy replacement. Removing two screws at the bottom of the back will allow lifting the entire back off the mechanism. Replacement backs come with complete wood frame, foam and upholstery. Footrest Ottoman replacements are fully upholstered and bolt on to the frame. Armcaps are attached to the arms using compression dowels for easy replacement. For full arm replacement, contact a factory representative.

Chair Testing and Loading

The Soltice II Recliners have passed all standard ANSI BIFMA tests for seating products, and in addition, the chairs also passed KI's bariatric test battery (see document KI-98829) which allows the chairs to safely accommodate weights of up to 750 pounds.

Wood Arm Caps

Wood arm caps are constructed of 12/4 select hardwood kiln dried to a moisture content of 5% to 7%, fastened to hardwood plywood panels. Joinery utilizes three (3) 1/2" x 1" spring steel dowels, screwed into position on the arm cap. Plywood arm panels are 1/2" thick plywood skins, inside and out, glued and stapled using mortise, butt, and lap joints throughout. Craftboard (.09 thick) is stapled over edges and bottom beneath 1/4" thick soft polyurethane foam padding.

Mechanism and Chair Frame

Rectangular steel tube frame ranging from 14 to 10 guage, is welded, or riveted, at all member connections and fully powder coated to seal frame. Steel frame arm and footrest mounting plates are 14 guage thickness. Frame is bolted to wood arms at 12 locations using 1/4"-20 machine bolts. Back frame is constructed of 1" laminated plywood with solid wood cross rails. Dowel and lap joints are utilized. Seat frame is 5/4 solid maple wood. Mechanism is all steel ranging in guage from 14-11 guage.

Recliner Back and Seat

Back is 1" hardwood plywood (7 ply) utilizing dowel and lap joints. Six (6) 3" woven web straps are stretched and interwoven across the seat and stapled. Sea Board mounts to steel seat frame using two (2) 1/4"-20 machne bolts. Propex woven polypropylene fabric covers the back surface openings. A layer of 1/4" thick soft polyurethane foam padding covers all non-cushioned surfaces.

Polyurethane Foam Cushions

Seat cushion is composed of 2.5 lb. 35 density high resilient polyurethane foam measuring 4" in thickness. A 1" thick slab of 1.5 lb. 14 density foam is laminated to the top and front edge. Back cushion is composed of 2.5 lb. 35 density high resilient polyurethane foam measuring 2" in thickness. A 1" thick slab of 1.5 lb. 14 density foam is laminated to the foam surface.

Upholstery Covers

Traditional upholstery methods are used throughout.

Central Locking Caster System

5" sealed, locking casters are activated using a foot lever, and are controlled by a series of steel and cast aluminum linkages inside the chair.

Optional Heat & Massage

Heat & Massage units are installed into the backrest and the seat of the unit. Control functions are performed at a built-in control unit in the right-facing arm. Three temperature levels are available for the heat option: low (37C/99F), medium (38C/101F), and high (39C/102F), with an automatic shut-off after four hours of operation. The vibrating massage modules are built into the backrest of the unit, with the controller managing four modes of operation: low location low vibration, low location high vibration, high location low vibration, and high location high vibration, also with an automatic shut-off after 15 minutes of operation. The entire assembly meets TUV Rheinland and IEC 60601-1 ratings. The powercoard is a 14 AWG, 15-Amp NEMA rated three conducted SJT, with a three-prong grounded plug. A 72" length of exposed power cord extends from the back of the unit and is strain releaf mounted to the rear of the unit. Use of this product is not intended to offer any medical benefits, but rather supports relaxation, comfort, and convenience to the user.

Optional USB Charger (requires Heat & Massage selection)

The USB power module houses one 5V DC USB (type 2.0 and type 3.0 compatible) charging plug-in receptacle with 1-AMP DC total power (no data). The module is installed in the front of the right-side facing arm.

SPECIFICATIONS			UPHOLSTERY INFORMATION			FINISH INFORMATION			INFORMATION		
Complimentary Furniture The following lounge collections offer complimentary furniture that creates continuity and a cohesive look throughout a facility. These complimentary pieces can be found in other sections of the price list.			C.O.M. Fabric For C.O.M. fabric sent to KI-High Point on multiple rolls, add an additional yard of fabric per roll to the yardage requirement. Multiple rolls have shorter pieces of fabric on them and do not allow nesting and stacking of the fabric to achieve the best yield as is done with one large roll. This results in yardage shortages and requests for additional fabric from the client, which can hold up the order. For each roll that is sent, one yard needs to be added and needs to be added to one of the rolls, not separately.			Color Match KI offers the additional option of color matching paint, polypropylene, or wood stain through Product Modification Requests. Contact Service for detials.			Warranty Refer to KI Terms & Conditions document or visit ki.com		
SOLTICE HEALTHCARE SEATING - Soltice Multiple Seating, Soltice Guest Seating, Soltice Lounge Seating, LaResta Day Bed (FDS/SL)			Fabric Disclaimer Fabric will be applied as swatched by the fabric manufacturer. Fabric that is required to be applied differently than is swatched will need a Special Cost Request written specifying the direction the fabric is to be applied. The posted standard lead time will apply to the Special Cost Request.								



Wood Finish - Core		Orange Grove	LOE
Cherry Storm on Beech	BCX	Pearl Bisque	LPB
Cinnamon on Beech	BCN	Pearl Silver	LPS
Cocoa on Beech	BCA	Pressed Linen	LPR
Eclipse Black on Beech	BEB	River Cherry	LRY
Florence Walnut on Beech	BFC	Rugged Linen	LRG
Kensington Maple on Maple	MMA	Satin Stainless	LSS
Monticello Maple on Beech	BMT	Shadow Zephyr	LSR
Natural on Beech	BNA	Silicon evolv	LSV
River Cherry on Beech	BRY	Sterling Ash	LAZ
Kensington Maple requires an upcharge.		Tailored Linen	LTL
		Titanium evolv	LTV
		White Nebula	LWL
		White Sand	LWN
		Windsor Mahogany	LWY

Veneer Wood Finish - Core	
Cherry Storm on Beech	BCX2
Cinnamon on Beech	BCN2
Cocoa on Beech	BCA2
Eclipse Black on Beech	BEB2
Kensington Maple on Maple	MMA2
Monticello Maple on Beech	BMT2
Natural on Beech	BNA2
River Cherry on Beech	BRY2

Surface Finish - Laminate	
Biltmore Cherry	LBT
Black	LBK
Brighton Walnut	LBW
Canyon Zephyr	LCA
Castle Oak	LCO
Casual Linen	LCU
Cherry Storm	LCX
Classic Linen	LCI
Cloud Zephyr	LCL
Cocobala	LCC
Coffee Bean	LCB
Crisp Linen	LRI
Desert Zephyr	LDZ
Dove Grey	LDG
Fired Steel	LIL
Flax Linen	LXF
Florence Walnut	LFC
Forged Steel	LOL
Frosty White	LFW
Graphite Nebula	LGN
Grey	LGE
High Rise	LHE
Hollyberry	LHY
Irish Linen	LIH
Island	LID
Italian Silver Ash	LIT
Kensington Maple	LKM
Lapis Blue	LLB
Markerboard White	LMK
Misted Zephyr	LMR
Monticello Maple	LMT
Nickel Evolv	LVN
North Sea	LNA
Ocean	LON

Finish Cards

View color swatches for items listed within this document.

- [Paints](#)
- [Plastics/Poly](#)
- [Wood/Veneer](#)
- [Laminates](#)
- [Molded Edges](#)
- [Edge Styles](#)
- [Hard Plastics](#)
- [Glass](#)

Certain options referenced may not be available on GSA Schedule.



		MODEL NUMBER																																			
		Basic Model	Non-Contrast or Fabric Contrast 1	Fabric Contrast 2	Heat/ Massage Option	USB Power	I.V. Pole	Catheter Attach- ment	Magazine Pouch	Arm Cap	Wood Finish																										
	Features	Non-Contrast	SRII/NC	□□□□		□□	□□	□□□	□□□	□□□	□□□	Approx. Packaged Weight	155.0#	Grade C.O.M.	\$ 5610	Grade C	\$ 5885	Grade D	\$ 5969	Grade E & C.O.L.	\$ 6060	Grade F	\$ 6119	Grade G	\$ 6241	Grade H	\$ 6359	Grade I	\$ 6513	Grade J	\$ 6814	Grade K	\$ 7113	Grade L Leather	\$ 7414	Grade M Leather	\$ 8016
	Contrast	SRII/FC	□□□□	□□□□	□□	□□	□□□	□□□	□□□	□□□	□□□	155.0#		5712		5990		6070		6164		6222		6344		6464		6614		6913		7218		7518		8119	

SORL2

Recliner (Closed Arm)

• Non-contrast C.O.M = 5.5 yd

• 1 = Back and arms (Fabric Contrast 1) C.O.M. = 4.5 yd

• 2 = Seat (Fabric Contrast 2) C.O.M. = 1.5 yd

• Optional magazine rack (Fabric Contrast 1) C.O.M. = .5 yd

A

B

C

D

E

F

G

H

I

J

SORL2

Recliner (Closed Arm)

- Non-contrast C.O.M = 5.5 yd
- 1 = Back and arms (Fabric Contrast 1) C.O.M. = 4.5 yd
- 2 = Seat (Fabric Contrast 2) C.O.M. = 1.5 yd

- Optional magazine rack (Fabric Contrast 1) C.O.M. = .5 yd

HOW TO ORDER

Indicate the following information on order form:

1. Quantity of each item.
2. Model number, including options. See “How To Build a Model Number”.
3. Any special service required.

Note:

- The □ indicates that a choice is required.
- The absence of the □ indicates that no choice is required.
- Alpha-numeric characters in place of □ indicate that no other alternatives are available.

HOW TO BUILD A MODEL NUMBER

- A**Select basic model.
- B**Select non-contrast or fabric contrast 1.
Refer to [ki.com/fabrics](https://www.ki.com/fabrics)
- C**Select fabric contrast 2.
Refer to [ki.com/fabrics](https://www.ki.com/fabrics)
- D**Select Heat and Massage option.

NHM

- No heat and massage

WHM

- With heat and massage; add \$1264
- E**Select USB Power option.

NUSB

- No USB Power

WUSB

- With USB power; add \$241

Only available if Heat and Massage option is selected.
- F**Select I.V. pole (facing).

NS

- No pole

LRFIV

- Left facing rear; add \$385

RFFIV

- Right facing front; add \$385
- G**Select catheter bag attachment hook (facing).

NCA

- No catheter attachment

LRCA

- Left facing rear; add \$64

RFCA

- Right facing front; add \$64

RRCA

- Right facing rear; add \$64

If optional I.V. pole is specified, catheter attachment can not be specified in the same location.
- H**Select magazine pouch.

NMR

- No magazine pouch

RFP

- Right side pouch (requires add'l fabric; matches arm); add \$245

Magazine pouch fabric will match arm fabric selection
- I**Select arm option.

WAC

- Wood armcaps (pair)

PAC

- Black poly (pair); add \$196
- J**Select wood finish color.*

Refer to the **Product Color Options** page in this price list.

*For Kensington Maple add upcharge.

KENSINGTON MAPLE UPCHARGE

Kensington Maple requires extended leadtimes.

Model

Soltice II Recliner \$12

INFORMATION

Moisture Barrier \$178

Kensington Maple Upcharge

Kensington Maple requires extended leadtimes.

Model

Soltice II Recliner \$12

C.O.M. Requirements

C.O.M. yardage requirements listed above are based on plain goods 54” wide. If less than 54” wide or fabrics requiring matching (stripes, plaids, prints, large patterns), additional yardage will be needed. Consult C.O.M. matrix on the Ordering C.O.M. and C.O.L. page for additional yardage needed. For C.O.M. fabric sent to KI-High Point on multiple rolls, add an additional yard of fabric per roll to the yardage requirements.

C.O.L. Requirements

Figure 18 sq. ft. of leather (C.O.L.) for each yard shown (i.e., 4.75 x 18 = 85.5 sq. ft.).

Contrasting Upholstery

When contrasting fabric is chosen, price at highest in-grade.

Minimum Fabric/Leather Quantity

Minimum order for fabric is 1 yard. Minimum order for leather is 1 hide (approximately 50 sq. ft.).

Construction

Wood arms and armcaps (field replaceable) constructed of kiln-dried hardwood. Recliner mechanism constructed of flat and tubular steel bolted to wood arms at 16 locations. Ottoman mechanism constructed of 14-gauge steel mounted to chair frame. Back shell is 1” hardwood plywood (7 ply), glued and stapled. Seat shell is 1” hardwood plywood (7 ply). Cushioning of multiple densities of polyurethane foam. Seat and back are field replaceable. Ottoman is field replaceable. Soft touch ottoman release and push/pull handles. 5” sealed casters engaged with a foot-actuated central locking/braking caster system.

SPECIAL SERVICES

Special Carton Marking

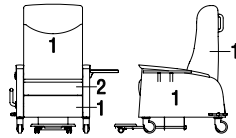
With specially marked information N/C

Shipping

Ships **assembled, FOB High Point, NC 27263, freight prepaid.** Freight class 250.

Specifications and prices are subject to change without prior notice.



		MODEL NUMBER																							
		Basic Model	Non-Contrast or Fabric Contrast 1	Fabric Contrast 2	Heat/ Massage Option	USB Power	I.V. Pole	Catheter Attachment	Magazine Pouch	Arm Cap	Wood Finish	Laminate Color													
Features													Approx. Packaged Weight	Grade C.O.M.	Grade C	Grade D	Grade E & C.O.L.	Grade F	Grade G	Grade H	Grade I	Grade J	Grade K	Grade L Leather	Grade M Leather
SORL2 Recliner (w/Laminate Top, Side-Mounted Articulating Fold-Down Tablet) - Non-contrast • Non-contrast C.O.M = 5.5 yd	Right facing	SR11/NC/RFT/LT	□□□□		□□	□□	□□□	□□□	□□□	□□□	□□□		155.0#	\$ 6121	\$ 6400	\$ 6481	\$ 6574	\$ 6632	\$ 6755	\$ 6875	\$ 7026	\$ 7325	\$ 7627	\$ 7926	\$ 8531
 SORL2 Recliner (w/Laminate Top, Side-Mounted Articulating Fold-Down Tablet) - Contrast • 1 = Back, arms and footrest (Fabric Contrast 1) C.O.M. = 4.5 yd • 2 = Seat (Fabric Contrast 2) C.O.M. = 1.75 yd • Optional magazine rack (Fabric Contrast 1) C.O.M. = .5 yd	Right facing	SR11/FC/RFT/LT	□□□□	□□□□	□□	□□	□□□	□□□	□□□	□□□	□□□		155.0#	\$ 6224	\$ 6501	\$ 6587	\$ 6678	\$ 6735	\$ 6857	\$ 6976	\$ 7129	\$ 7431	\$ 7732	\$ 8031	\$ 8633
		A	B	C	D	E	F	G	H	I	J	K													

HOW TO ORDER

Indicate the following information on order form:

- Quantity of each item.
- Model number, including options. See “How To Build a Model Number”.
- Any special service required.

Note:

- The □ indicates that a choice is required.
- The absence of the □ indicates that no choice is required.
- Alpha-numeric characters in place of □ indicate that no other alternatives are available.

HOW TO BUILD A MODEL NUMBER

- A**Select basic model.
- B**Select non-contrast or fabric contrast 1. Refer to [ki.com/fabrics](#)
- C**Select fabric contrast 2. Refer to [ki.com/fabrics](#)
- D**Select Heat and Massage option.

NHM

- No heat and massage

WHM

- With heat and massage; add \$1264
- E**Select USB Power option.

NUSB

- No USB Power

WUSB

- With USB power; add \$241

Only available if Heat and Massage option is selected.
- F**Select I.V. pole (facing).

NS

- No pole

LRFIV

- Left facing rear; add \$385

RFFIV

- Right facing front; add \$385

- RRFIV** - Right facing rear; add \$385
If top articulating table is specified, table, I.V. pole and/or catheter bag attachment must all be specified in unique locations.
If optional magazine pouch is specified, only Left-facing-rear (LRFIV) or No pole (NS) can be specified.

Left facing = right-handed when seated
Right facing = left-handed when seated
- G**Select catheter bag attachment hook (facing).

NCA

- No catheter attachment

LRCA

- Left facing rear; add \$64

RFCA

- Right facing front; add \$64

RRCA

- Right facing rear; add \$64

If top articulating table is specified, table, I.V. pole and/or catheter bag attachment must all be specified in unique locations.
- H**Select magazine pouch.

NMR

- No magazine pouch

RFP

- Right side pouch (requires add'l fabric; matches arm); add \$245

Magazine pouch fabric will match arm fabric

- selection
- I**Select arm option.

WAC

- Wood armcaps (pair)

PAC

- Black poly (pair); add \$196
- J**Select wood finish color.* Refer to the **Product Color Options** page in this price list.
*For Kensington Maple add upcharge.
- K**Select laminate color. Refer to the **Product Color Options** page in this price list.

INFORMATION

Moisture Barrier \$178

Kensington Maple Upcharge
Kensington Maple requires extended leadtimes.
Model
Soltice II Recliner \$12

C.O.M. Requirements
C.O.M. yardage requirements listed above are based on plain goods 54” wide. If less than 54” wide or fabrics requiring matching (stripes, plaids, prints, large patterns), additional yardage will be needed. Consult C.O.M. matrix on the Ordering C.O.M. and C.O.L. page for additional yardage needed. For C.O.M. fabric sent to KI-High Point on multiple rolls, add an additional yard of fabric per roll to the yardage requirements.

C.O.L. Requirements
Figure 18 sq. ft. of leather (C.O.L.) for each yard shown (i.e., 4.75 x 18 = 85.5 sq. ft.).

Contrasting Upholstery
When contrasting fabric is chosen, price at highest in-grade.

Minimum Fabric/Leather Quantity
Minimum order for fabric is 1 yard. Minimum order for leather is 1 hide (approximately 50 sq. ft.).

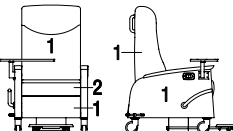
Construction
Wood arms and armcaps (field replaceable) constructed of kiln-dried hardwood. Recliner mechanism constructed of flat and tubular steel bolted to wood arms at 16 locations. Ottoman mechanism constructed of 14-gauge steel mounted to chair frame. Back shell is 1” hardwood plywood (7 ply), glued and stapled. Seat shell is 1” hardwood plywood (7 ply). Cushioning of multiple densities of polyurethane foam. Seat and back are field replaceable. Ottoman is field replaceable. Soft touch ottoman release and push/pull handles. 5” sealed casters engaged with a foot-actuated central locking/braking caster system.

SPECIAL SERVICES

Special Carton Marking
With specially marked information N/C

Shipping
Ships **assembled, FOB High Point, NC 27263, freight prepaid.** Freight class 250.

Specifications and prices are subject to change without prior notice.

		MODEL NUMBER																								
		Basic Model	Non-Cont or Fabric Cont 1	Fabric Cont 2	Heat/ Massage Option	USB Power	I.V. Pole	Catheter Attach- ment	Magazine Pouch	Arm Cap	Wood Finish	Laminate Color														
Features													Approx. Packaged Weight	Grade C.O.M.	Grade C	Grade D	Grade E & C.O.L.	Grade F	Grade G	Grade H	Grade I	Grade J	Grade K	Grade L Leather	Grade M Leather	
SORL2	Left facing	SR11/NC/LFRT/LT	□□□□		□□	□□	□□□	□□□	□□□	□□□	□□□	□□□	155.0#	\$ 6121	\$ 6400	\$ 6481	\$ 6574	\$ 6632	\$ 6755	\$ 6875	\$ 7026	\$ 7325	\$ 7627	\$ 7926	\$ 8531	
	Right facing	SR11/NC/RFRT/LT	□□□□		□□	□□	□□□	□□□	□□□	□□□	□□□	□□□	155.0#	6121	6400	6481	6574	6632	6755	6875	7026	7325	7627	7926	8531	
Recliner (w/Laminate Top, Top-Mount- ed Articulating Revolving Tablet) - Non-contrast																										
• Non-contrast C.O.M = 5.5 yd																										
	Left facing	SR11/FC/LFRT/LT	□□□□	□□□□	□□	□□	□□□	□□□	□□□	□□□	□□□	□□□	155.0#	\$ 6224	\$ 6501	\$ 6587	\$ 6678	\$ 6735	\$ 6857	\$ 6976	\$ 7129	\$ 7431	\$ 7732	\$ 8031	\$ 8633	
	Right facing	SR11/FC/RFRT/LT	□□□□	□□□□	□□	□□	□□□	□□□	□□□	□□□	□□□	□□□	155.0#	6224	6501	6587	6678	6735	6857	6976	7129	7431	7732	8031	8633	
SORL2																										
Recliner (w/Laminate Top, Top-Mount- ed Articulating Revolving Tablet) - Contrast																										
• 1 = Back, arms and footrest (Fabric Contrast 1) C.O.M. = 4.5 yd																										
• 2 = Seat (Fabric Contrast 2) C.O.M. = 1.75 yd																										
• Optional magazine rack (Fabric Contrast 1) C.O.M. = .5 yd																										

Indicate the following information on order form:

1. Quantity of each item.
2. Model number, including options. See "How To Build a Model Number".
3. Any special service required.

- The absence of the ☐ indicates that no choice is required.
- Alpha-numeric characters in place of ☐ indicate that no other alternatives are available.

F Select I.V. pole (facing).

NS	- No pole
LRFIV	- Left facing rear; add \$385
RFFIV	- Right facing front; add \$385

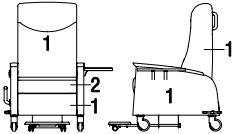
H Select magazine pouch.

NMR	- No magazine pouch
RFP	- Right side pouch (requires add'l fabric; matches arm); add \$245

Magazine pouch fabric will match arm fabric

Specifications and prices are subject to change without prior notice.



		MODEL NUMBER																							
		Basic Model	Non-Cont or Fabric Cont 1	Fabric Cont 2	Heat/ Massage Option	USB Power	I.V. Pole	Catheter Attach-ment	Magazine Pouch	Arm Cap	Wood Finish	Veneer Color													
Features													Approx. Packaged Weight	Grade C.O.M.	Grade C	Grade D	Grade E & C.O.L.	Grade F	Grade G	Grade H	Grade I	Grade J	Grade K	Grade L Leather	Grade M Leather
SORL2 Recliner (w/Veneer Top, Side-Mounted Articulating Fold-Down Tablet) - Non-contrast • Non-contrast C.O.M = 5.5 yd	Right facing	SR11/NC/RFT/VT	□□□□		□□	□□	□□□	□□□	□□□	□□□	□□□		155.0#	\$ 6121	\$ 6400	\$ 6481	\$ 6574	\$ 6632	\$ 6755	\$ 6875	\$ 7026	\$ 7325	\$ 7627	\$ 7926	\$ 8531
 SORL2 Recliner (w/Veneer Top, Side-Mounted Articulating Fold-Down Tablet) - Contrast • 1 = Back, arms and footrest (Fabric Contrast 1) C.O.M. = 4.5 yd • 2 = Seat (Fabric Contrast 2) C.O.M. = 1.75 yd • Optional magazine rack (Fabric Contrast 1) C.O.M. = .5 yd	Right facing	SR11/FC/RFT/VT	□□□□	□□□□	□□	□□	□□□	□□□	□□□	□□□	□□□		155.0#	\$ 6224	\$ 6501	\$ 6587	\$ 6678	\$ 6735	\$ 6857	\$ 6976	\$ 7129	\$ 7431	\$ 7732	\$ 8031	\$ 8633
		A	B	C	D	E	F	G	H	I	J	K													

HOW TO ORDER

- Indicate the following information on order form:
- Quantity of each item.
 - Model number, including options. See “How To Build a Model Number”.
 - Any special service required.

Note:

- The □ indicates that a choice is required.
- The absence of the □ indicates that no choice is required.
- Alpha-numeric characters in place of □ indicate that no other alternatives are available.

HOW TO BUILD A MODEL NUMBER

- A**Select basic model.
- B**Select non-contrast or fabric contrast 1. Refer to [ki.com/fabrics](#)
- C**Select fabric contrast 2. Refer to [ki.com/fabrics](#)
- D**Select Heat and Massage option.
NHM - No heat and massage
WHM - With heat and massage; add \$1264
- E**Select USB Power option.
NUSB - No USB Power
WUSB - With USB power; add \$241
Only available if Heat and Massage option is selected.
- F**Select I.V. pole (facing).
NS - No pole
LRFIV - Left facing rear; add \$385
RFFIV - Right facing front; add \$385

- RRFIV - Right facing rear; add \$385
If top articulating table is specified, table, I.V. pole and/or catheter bag attachment must all be specified in unique locations.
If optional magazine pouch is specified, only Left-facing-rear (LRFIV) or No pole (NS) can be specified.
- Left facing = right-handed when seated
Right facing = left-handed when seated
- G**Select catheter bag attachment hook (facing).
NCA - No catheter attachment
LRCA - Left facing rear; add \$64
RFCA - Right facing front; add \$64
RRCA - Right facing rear; add \$64
If top articulating table is specified, table, I.V. pole and/or catheter bag attachment must all be specified in unique locations.
- H**Select magazine pouch.
NMR - No magazine pouch
RFP - Right side pouch (requires add'l fabric; matches arm); add \$245
Magazine pouch fabric will match arm fabric

- selection
- I**Select arm option.
WAC - Wood armcaps (pair)
PAC - Black poly (pair); add \$196
- J**Select wood finish color.*
Refer to the **Product Color Options** page in this price list.
*For Kensington Maple add upcharge.
- K**Select veneer color.
Refer to the **Product Color Options** page in this price list.

INFORMATION

Moisture Barrier \$178

Kensington Maple Upcharge
Kensington Maple requires extended leadtimes.
Model
Soltice II Recliner \$12

C.O.M. Requirements
C.O.M. yardage requirements listed above are based on plain goods 54” wide. If less than 54” wide or fabrics requiring matching (stripes, plaids, prints, large patterns), additional yardage will be needed. Consult C.O.M. matrix on the Ordering C.O.M. and C.O.L. page for additional yardage needed. For C.O.M. fabric sent to KI-High Point on multiple rolls, add an additional yard of fabric per roll to the yardage requirements.

C.O.L. Requirements
Figure 18 sq. ft. of leather (C.O.L.) for each yard shown (i.e., 4.75 x 18 = 85.5 sq. ft.).

Contrasting Upholstery
When contrasting fabric is chosen, price at highest in-grade.

Minimum Fabric/Leather Quantity
Minimum order for fabric is 1 yard. Minimum order for leather is 1 hide (approximately 50 sq. ft.).

Construction
Wood arms and armcaps (field replaceable) constructed of kiln-dried hardwood. Recliner mechanism constructed of flat and tubular steel bolted to wood arms at 16 locations. Ottoman mechanism constructed of 14-gauge steel mounted to chair frame. Back shell is 1” hardwood plywood (7 ply), glued and stapled. Seat shell is 1” hardwood plywood (7 ply). Cushioning of multiple densities of polyurethane foam. Seat and back are field replaceable. Ottoman is field replaceable. Soft touch ottoman release and push/pull handles. 5” sealed casters engaged with a foot-actuated central locking/braking caster system.

SPECIAL SERVICES

Special Carton Marking
With specially marked information N/C

Shipping
Ships **assembled, FOB High Point, NC 27263, freight prepaid.** Freight class 250.

Specifications and prices are subject to change without prior notice.

Indicate the following information on order form:

1. Quantity of each item.
2. Model number, including options. See "How To Build a Model Number".
3. Any special service required.

- The absence of the ☐ indicates that no choice is required.

- Alpha-numeric characters in place of \square indicate that no other alternatives are available.

- A** Select basic model.
- B** Select non-contrast or fabric contrast 1.
Refer to ki.com/fabrics

- C** Select fabric contrast 2.
Refer to ki.com/fabrics
- D** Select Heat and Massage option.
- | | |
|---------------|------------------------------|
| NHM | - No heat and massage |
| WHM | - With heat and massage; add |
| \$1264 | |

- E** Select USB Power option.
- | | |
|-------------|-----------------------------|
| NUSB | - No USB Power |
| WUSB | - With USB power; add \$241 |
- Only available if Heat and Massage option is selected.

- | | |
|--------------|---------------------------------|
| F | Select I.V. pole (facing). |
| NS | - No pole |
| LRFIV | - Left facing rear; add \$385 |
| RFFIV | - Right facing front; add \$385 |

RRFV - Right facing rear; add \$385
If top articulating table is specified, table, I.V.
pole and/or catheter bag attachment must all
be specified in unique locations.
If optional magazine pouch is specified, only
Left-facing-rear (LRFV) or No pole (NS) can
be specified.

Left facing = right-handed when seated
Right facing = left-handed when seated

- G** Select catheter bag attachment hook (facing).
- | | |
|-------------|--------------------------------|
| NCA | - No catheter attachment |
| LRCA | - Left facing rear; add \$64 |
| RFCA | - Right facing front; add \$64 |
| RRCA | - Right facing rear; add \$64 |
- If top articulating table is specified, table, I.V. pole and/or catheter bag attachment must all be specified in unique locations.

- H** Select magazine pouch.
- | | |
|------------|--|
| NMR | - No magazine pouch |
| RFP | - Right side pouch (requires add'l fabric; matches arm); add \$245 |
- Magazine pouch fabric will match arm fabric

selection

- 1** Select arm option.
- | | |
|------------|--------------------------------|
| WAC | - Wood armcaps (pair) |
| PAC | - Black poly (pair); add \$196 |
- J** Select wood finish color.*
- Refer to the **Product Color Options** page in this price list.
- *For Kensington Maple add upcharge.
- K** Select veneer color.
- Refer to the **Product Color Options** page in this price list.

Moisture Barrier \$178

Moisture Barrier \$178

Kensington Maple requires extended leadtimes.
Model
Soltice II Recliner \$12

C.O.M. Requirements

C.O.M. yardage requirements listed above are based on plain goods 54" wide. If less than 54" wide or fabrics requiring matching (stripes, plaids, prints, large patterns), additional yardage will be needed. Consult C.O.M. matrix on the Ordering C.O.M. and C.O.L. page for additional yardage needed. For C.O.M. fabric sent to KI-High Point on multiple rolls, add an additional yard of fabric per roll to the yardage requirements.

Figure 18 sq. ft. of leather (C.O.L.) for each yard shown (i.e., $4.75 \times 18 = 85.5$ sq. ft.).

When contrasting fabric is chosen, price at highest in-grade.

Minimum order for fabric is 1 yard. Minimum order for leather is 1 hide (approximately 50 sq. ft.).

Wood arms and armcaps (field replaceable) constructed of kiln-dried hardwood. Recliner mechanism constructed of flat and tubular steel bolted to wood arms at 16 locations. Ottoman mechanism constructed of 14-gauge steel mounted to chair frame. Back shell is 1" hardwood plywood (7 ply), glued and stapled. Seat shell is 1" hardwood plywood (7 ply). Cushioning of multiple densities of polyurethane foam. Seat and back are field replaceable. Ottoman is field replaceable. Soft touch ottoman release and push/pull handles. 5" sealed casters engaged with a foot-actuated central locking/braking caster system.

With specially marked information N/C

Ships assembled, FOB High Point, NC 27263, freight prepaid. Freight class 250.

Specifications and prices are subject to change without prior notice.

Soltice® 1.5 and Soltice® II Healthcare

Recliner Replacement Parts



Soltice® 1.5 and Soltice® II Healthcare

Recliner Replacement Parts

		MODEL NUMBER																				
		Basic Model	Non-Contrast or Fabric Contrast 1	Arm Cap	Wood Finish	Moisture Barrier	Approx. Packaged Weight	Delivered Pricing	Grade C.O.M.	Grade C	Grade D	Grade E & C.O.L.	Grade F	Grade G	Grade H	Grade I	Grade J	Grade K	Grade L Leather	Grade M Leather	Moisture Barrier add to list price	
SORP2	Replacement Back • C.O.M = 2 yd	SRR2BK	□□□□			□□□	40.0#	N/A	\$ 1150	\$ 1254	\$ 1280	\$ 1312	\$ 1336	\$ 1380	\$ 1422	\$ 1479	\$ 1588	\$ 1695	\$ 1806	\$ 2027	\$ 118	
SORP2	Replacement Seat • C.O.M = 2 yd	SRR2ST	□□□□			□□□	5.0#	N/A	\$ 417	\$ 471	\$ 482	\$ 501	\$ 511	\$ 533	\$ 556	\$ 584	\$ 637	\$ 691	\$ 748	\$ 855	\$ 46	
SORP2	Replacement Armcaps • Set of 2	SRR2AC		□□□	□□□		10.0#	\$ 713														N/A
SORP2	Replacement Ottoman • C.O.M = .5 yd	SRR2FT	□□□□			□□□	5.0#	N/A	\$ 425	\$ 452	\$ 459	\$ 468	\$ 472	\$ 482	\$ 495	\$ 508	\$ 535	\$ 564	\$ 590	\$ 644	\$ 46	

A **B** **C** **D** **E**

HOW TO ORDER

Indicate the following information on order form:

- Quantity of each item.
- Model number, including options. See “How To Build a Model Number”.
- Any special service required.

Note:

- The □ indicates that a choice is required.
- The absence of the □ indicates that no choice is required.
- Alpha-numeric characters in place of □ indicate that no other alternatives are available.

HOW TO BUILD A MODEL NUMBER

- A**Select basic model.
- B**Select non-contrast or fabric contrast 1. Refer to [ki.com/fabrics](#)
- C**Select arm option.
- | | |
|------------|--------------------------------|
| WAC | - Wood armcaps (pair) |
| PAC | - Black poly (pair); add \$196 |
- D**Select wood finish color. Refer to the **Product Color Options** page in this price list.
- E**Select moisture barrier.
- | | |
|------------|-----------------------|
| NMB | - No moisture barrier |
| MB | - Moisture barrier |
- See pricing column for moisture barrier upcharge.

KENSINGTON MAPLE UPCHARGE

Kensington Maple requires extended leadtimes.

Model	
Soltice II Recliner	\$12

INFORMATION

C.O.M. Requirements
C.O.M. yardage requirements listed above are based on plain goods 54” wide. If less than 54” wide or fabrics requiring matching (stripes, plaids, prints, large patterns), additional yardage will be needed. Consult C.O.M. matrix on the Ordering C.O.M. and C.O.L. page for additional yardage needed. For C.O.M. fabric sent to KI-High Point on multiple rolls, add an additional yard of fabric per roll to the yardage requirements.

C.O.L. Requirements
Figure 18 sq. ft. of leather (C.O.L.) for each yard shown (i.e., 4.75 x 18 = 85.5 sq. ft.).

Contrasting Upholstery
When contrasting fabric is chosen, price at highest in-grade.

SPECIAL SERVICES

Special Carton Marking

With specially marked information	N/C
-----------------------------------	-----

Shipping
Ships **assembled, FOB High Point, NC 27263, freight prepaid.** Freight class 150.

Specifications and prices are subject to change without prior notice.



Medium Lounge
(Open Arm, Closed Arm or Armless)



Medium Loveseat
(Open Arm, Closed Arm or Armless)



Medium Sofa
(Open Arm, Closed Arm or Armless)

General Dimensions			
Seat width	22"	44"	66"
Seat depth	19-1/2"	19-1/2"	19-1/2"
Seat height	19"	19"	19"
Arm width	2" (1-3/4" Open Arm)	2" (1-3/4" Open Arm)	2" (1-3/4" Open Arm)
Arm height	27" (w/Arm Only)	27" (w/Arm Only)	27" (w/Arm Only)
Overall Dimensions			
Width	26" (25-3/4" Armless)	48" (47-3/4" Armless)	70-1/2" (70" Armless)
Depth	30"	30"	30"
Height	33"	33"	33"



Large Lounge
(Closed Arm or Armless)



Large Loveseat
(Closed Arm or Armless)



Large Sofa
(Closed Arm or Armless)

General Dimensions			
Seat width	23-3/4"	47-1/2"	71-1/2"
Seat depth	22"	22"	22"
Seat height	19"	19"	19"
Arm width	4"	4"	4"
Arm height	25-3/4" (w/Arm Only)	25-3/4" (w/Arm Only)	25-3/4" (w/Arm Only)
Overall Dimensions			
Width	31-3/4"	55-1/2"	79-1/2"
Depth	32-3/4"	32-3/4"	32-3/4"
Height	31-3/4"	31-3/4"	31-3/4"

SPECIFICATIONS

Complimentary Furniture

The following lounge collections offer complimentary furniture that creates continuity and a cohesive look throughout a facility. These complimentary pieces can be found in other sections of the KI price list.

SOLTICE - Soltice® Healthcare Seating, Soltice® Multiple Seating, Soltice® Guest Chairs, LaResta® Day Bed

UPHOLSTERY INFORMATION

C.O.M. Fabric

For C.O.M. fabric sent to KI-High Point on multiple rolls, add an additional yard of fabric per roll to the yardage requirements. Multiple rolls have shorter pieces of fabric on them and do not allow nesting and stacking of the fabric to achieve the best yield as is done with one large roll. This results in yardage shortages and requests for additional fabric from the client, which can hold up the order. For each roll that is sent, one yard needs to be added and needs to be added to one of the rolls, not separately.

Fabric Disclaimer

Fabric will be applied as swatched by the fabric manufacturer. Fabric that is required to be applied differently than is swatched will need a Product Modification Request written specifying the direction the fabric is to be applied.

FINISH INFORMATION

Color Match

KI offers the additional option of color matching paint, polypropylene, or wood stain through Product Modification Requests. Contact Customer Service for details.

INFORMATION

Warranty

Refer to KI Terms & Conditions document or visit ki.com



Wood Finish - Core	
Cherry Storm on Beech	BCX
Cinnamon on Beech	BCN
Cocoa on Beech	BCA
Eclipse Black on Beech	BEB
Florence Walnut on Beech	BFC
Kensington Maple on Maple	MMA
Monticello Maple on Beech	BMT
Natural on Beech	BNA
River Cherry on Beech	BRY

Kensington Maple requires an upcharge. For tablet arms, black PVC edge is used for all laminates.


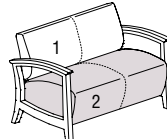
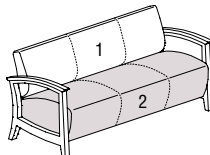
Finish Cards

View color swatches for items listed within this document.

- [Paints](#)
- [Plastics/Poly](#)
- [Wood/Veneer](#)
- [Laminates](#)
- [Molded Edges](#)
- [Edge Styles](#)
- [Hard Plastics](#)
- [Glass](#)

Certain options referenced may not be available on GSA Schedule.



			MODEL NUMBER																						
			Basic Model	Non-Contrast or Fabric Contrast 1	Fabric Contrast 2	Wood Finish	Arm Cap	Fire Code	Moisture Barrier	Approx. Packaged Weight	Grade C.O.M.	Grade C	Grade D	Grade E & C.O.L.	Grade F	Grade G	Grade H	Grade I	Grade J	Grade K	Grade L Leather	Grade M Leather	TB133 add to list price	Moisture Barrier add to list price	
	Medium Lounge Chair (Open Arms)	Non-contrast	S0823/NC	□□□□		□□□	□□□	□□□	□□□	58.0#	\$ 2086	\$ 2108	\$ 2146	\$ 2192	\$ 2219	\$ 2280	\$ 2339	\$ 2413	\$ 2564	\$ 2713	\$ 2863	\$ 3164	\$ 399	\$ 144	
	• Non-contrast C.O.M = 3 yd	Contrast	S0823/FC	□□□□	□□□□	□□□	□□□	□□□	□□□	58.0#	2156	2181	2216	2261	2292	2351	2409	2488	2635	2786	2933	3234	399	144	
	• 1 = Back (Fabric Contrast 1) C.O.M. = 1.75 yd																								
	• 2 = Seat (Fabric Contrast 2) C.O.M. = 1.75 yd																								
SOLS																									
	Medium Loveseat (Open Arms)	Non-contrast	S0833/NC	□□□□		□□□	□□□	□□□	□□□	82.0#	\$ 2770	\$ 2808	\$ 2879	\$ 2957	\$ 3013	\$ 3122	\$ 3225	\$ 3358	\$ 3626	\$ 3900	\$ 4169	\$ 4707	\$ 557	\$ 280	
	• Non-contrast C.O.M = 5 yd	Contrast	S0833/FC	□□□□	□□□□	□□□	□□□	□□□	□□□	82.0#	2877	2916	2983	3064	3120	3226	3335	3469	3735	4007	4274	4811	557	280	
	• 1 = Back (Fabric Contrast 1) C.O.M. = 3 yd																								
	• 2 = Seat (Fabric Contrast 2) C.O.M. = 2.5 yd																								
SOLS																									
	Medium Sofa (Open Arms)	Non-contrast	S0843/NC	□□□□		□□□	□□□	□□□	□□□	102.0#	\$ 3520	\$ 3575	\$ 3669	\$ 3779	\$ 3860	\$ 4007	\$ 4155	\$ 4343	\$ 4718	\$ 5088	\$ 5465	\$ 6213	\$ 699	\$ 424	
	• Non-contrast C.O.M = 7 yd	Contrast	S0843/FC	□□□□	□□□□	□□□	□□□	□□□	□□□	102.0#	3655	3710	3805	3917	3988	4141	4287	4477	4852	5224	5597	6345	699	424	
	• 1 = Back (Fabric Contrast 1) C.O.M. = 4.5 yd																								
	• 2 = Seat (Fabric Contrast 2) C.O.M. = 3.5 yd																								
SOLS																									
			A	B	C	D	E	F	G																

HOW TO ORDER

Indicate the following information on order form:

1. Quantity of each item.
2. Model number, including options. See “How To Build a Model Number”.
3. Any special service required.

Note:

- The □ indicates that a choice is required.
- The absence of the □ indicates that no choice is required.
- Alpha-numeric characters in place of □ indicate that no other alternatives are available.

HOW TO BUILD A MODEL NUMBER

- A**Select basic model.
- B**Select non-contrast or fabric contrast 1. Refer to [ki.com/fabrics](https://www.ki.com/fabrics)
- C**Select fabric contrast 2. Refer to [ki.com/fabrics](https://www.ki.com/fabrics)
- D**Select wood finish color. Refer to the **Product Color Options** page in this price list. For Kensington Maple add upcharge.
- E**Select arm option.

WAC

- Wood armcaps

PAC

- Black poly (pair); add \$209
- F**Select fire code.

NFR

- Compliance to TB 117-2013

FR

- Compliance to TB 133

See pricing column for TB133 upcharge.

- G**Select moisture barrier.

NMB

- No moisture barrier

MB

- Moisture barrier

See pricing column for moisture barrier upcharge.

KENSINGTON MAPLE UPCHARGE

Kensington Maple requires extended leadtimes.

Model

S0823/NC \$106

S0833/NC \$106

S0843/NC \$106

S0823/FC \$106

S0833/FC \$106

S0843/FC \$106

INFORMATION

C.O.M. Requirements

C.O.M. yardage requirements listed above are based on plain goods 54” wide. If less than 54” wide or fabrics requiring matching (stripes, plaids, prints, large patterns), additional yardage will be needed. Consult C.O.M. matrix on the Ordering C.O.M. and C.O.L. page for additional yardage needed. For C.O.M. fabric sent to KI-High Point on multiple rolls, add an additional yard of fabric per roll to the yardage requirements.

C.O.L. Requirements

Figure 18 sq. ft. of leather (C.O.L.) for each yard shown (i.e., 4.75 x 18 = 85.5 sq. ft.).

Contrasting Upholstery

When contrasting fabric is chosen, price at highest in-grade.

Minimum Fabric/Leather Quantity

Minimum order for fabric is 1 yard. Minimum order for leather is 1 hide (approximately 50 sq. ft).

California TB133 Fire Safety Code

For California Technical Bulletin 133 compliant models, a Product Modification Request is required. Contact Customer Service for details.

SPECIAL SERVICES

Special Carton Marking

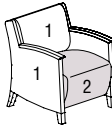
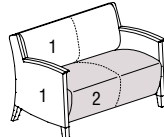
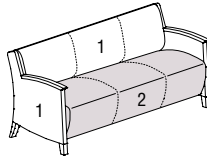
With specially marked information N/C

Shipping

Ships **assembled, FOB High Point, NC 27263, freight prepaid.** Freight class 175

Specifications and prices are subject to change without prior notice.



			MODEL NUMBER																					
MODEL		Features	Basic Model	Non-Contrast or Fabric Contrast 1	Fabric Contrast 2	Wood Finish	Arm Cap	Fire Code	Moisture Barrier	Approx. Packaged Weight	Grade C.O.M.	Grade C	Grade D	Grade E & C.O.L.	Grade F	Grade G	Grade H	Grade I	Grade J	Grade K	Grade L Leather	Grade M Leather	TB133 add to list price	Moisture Barrier add to list price
	Medium Lounge Chair (Closed Arm)	Non-contrast	SP823/NC	□□□□		□□□	□□□	□□□	□□□	70.0#	\$ 2245	\$ 2285	\$ 2352	\$ 2436	\$ 2488	\$ 2594	\$ 2702	\$ 2837	\$ 3104	\$ 3379	\$ 3647	\$ 4185	\$ 500	\$ 182
		Contrast	SP823/FC	□□□□	□□□□	□□□	□□□	□□□	□□□	70.0#	2315	2355	2422	2507	2558	2668	2774	2910	3176	3447	3716	4255	500	182
	SOLS																							
	Medium Loveseat (Closed Arm)	Non-contrast	SP833/NC	□□□□		□□□	□□□	□□□	□□□	92.0#	\$ 3023	\$ 3083	\$ 3175	\$ 3283	\$ 3357	\$ 3510	\$ 3658	\$ 3844	\$ 4220	\$ 4592	\$ 4968	\$ 5716	\$ 694	\$ 349
		Contrast	SP833/FC	□□□□	□□□□	□□□	□□□	□□□	□□□	92.0#	3130	3187	3280	3391	3465	3618	3767	3952	4326	4700	5075	5822	694	349
	SOLS																							
	Medium Sofa (Closed Arm)	Non-contrast	SP843/NC	□□□□		□□□	□□□	□□□	□□□	115.0#	\$ 3805	\$ 3874	\$ 3993	\$ 4139	\$ 4234	\$ 4426	\$ 4618	\$ 4858	\$ 5334	\$ 5811	\$ 6291	\$ 7250	\$ 872	\$ 531
		Contrast	SP843/FC	□□□□	□□□□	□□□	□□□	□□□	□□□	115.0#	3936	4009	4132	4272	4370	4559	4752	4993	5470	5946	6428	7384	872	531
	SOLS																							
			A	B	C	D	E	F	G															

HOW TO ORDER

Indicate the following information on order form:
1. Quantity of each item.
2. Model number, including options. See “How To Build a Model Number”.
3. Any special service required.

Note: • The □ indicates that a choice is required.
• The absence of the □ indicates that no choice is required.
• Alpha-numeric characters in place of □ indicate that no other alternatives are available.

HOW TO BUILD A MODEL NUMBER

- A**Select basic model.
- B**Select non-contrast or fabric contrast 1. Refer to [ki.com/fabrics](https://www.ki.com/fabrics)
- C**Select fabric contrast 2. Refer to [ki.com/fabrics](https://www.ki.com/fabrics)
- D**Select wood finish color. Refer to the **Product Color Options** page in this price list. For Kensington Maple add upcharge.
- E**Select arm option.

WAC

- Wood armcaps

PAC

- Black poly (pair); add \$209
- F**Select fire code.

NFR

- Compliance to TB 117-2013

FR

- Compliance to TB 133

See pricing column for TB133 upcharge.

- G**Select moisture barrier.

NMB

- No moisture barrier

MB

- Moisture barrier

See pricing column for moisture barrier upcharge.

KENSINGTON MAPLE UPCHARGE

Kensington Maple requires extended leadtimes.
Model
SP823/NC \$46
SP833/NC \$46
SP843/NC \$46
SP823/FC \$46
SP833/FC \$46
SP843/FC \$46

INFORMATION

C.O.M. Requirements
C.O.M. yardage requirements listed above are based on plain goods 54” wide. If less than 54” wide or fabrics requiring matching (stripes, plaids, prints, large patterns), additional yardage will be needed. Consult C.O.M. matrix on the Ordering C.O.M. and C.O.L. page for additional yardage needed. For C.O.M. fabric sent to KI-High Point on multiple rolls, add an additional yard of fabric per roll to the yardage requirements.

C.O.L. Requirements
Figure 18 sq. ft. of leather (C.O.L.) for each yard shown (i.e., 4.75 x 18 = 85.5 sq. ft.).

Contrasting Upholstery
When contrasting fabric is chosen, price at highest in-grade.

Minimum Fabric/Leather Quantity
Minimum order for fabric is 1 yard. Minimum order for leather is 1 hide (approximately 50 sq. ft).

California TB133 Fire Safety Code
For California Technical Bulletin 133 compliant models, a Product Modification Request is required. Contact Customer Service for details.

SPECIAL SERVICES


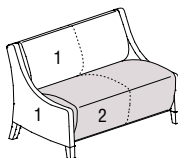
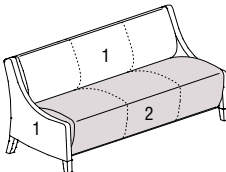
Special Carton Marking

With specially marked information N/C

Shipping
Ships **assembled, FOB High Point, NC 27263, freight prepaid.** Freight class 175

Specifications and prices are subject to change without prior notice.



			MODEL NUMBER																				
			Basic Model	Non-Contrast or Fabric Contrast 1	Fabric Contrast 2	Wood Finish	Fire Code	Moisture Barrier															
MODEL			Features		Approx. Packaged Weight		Grade C.O.M.	Grade C	Grade D	Grade E & C.O.L.	Grade F	Grade G	Grade H	Grade I	Grade J	Grade K	Grade L Leather	Grade M Leather	TB133 add to list price	Moisture Barrier add to list price			
	Medium Lounge Chair (Armless) • Non-contrast C.O.M = 5 yd • 1 = Back and side panels (Fabric Contrast 1) C.O.M. = 4.25 yd • 2 = Seat (Fabric Contrast 2) C.O.M. = 1.75 yd		Non-contrast	SA823/NC	□□□□	□□□	□□□	□□□	63.0#	\$ 2212	\$ 2249	\$ 2310	\$ 2382	\$ 2424	\$ 2524	\$ 2618	\$ 2739	\$ 2977	\$ 3218	\$ 3455	\$ 3934	\$ 500	\$ 182
	Contrast		SA823/FC	□□□□	□□□□	□□□	□□□	□□□	63.0#	2284	2317	2381	2453	2496	2594	2688	2808	3049	3286	3528	4007	500	182
SOLS																							
	Medium Loveseat (Armless) • Non-contrast C.O.M = 7 yd • 1 = Back and side panels (Fabric Contrast 1) C.O.M. = 5.25 yd • 2 = Seat (Fabric Contrast 2) C.O.M. = 2.5 yd		Non-contrast	SA833/NC	□□□□	□□□	□□□	□□□	85.0#	\$ 2802	\$ 2857	\$ 2948	\$ 3054	\$ 3130	\$ 3270	\$ 3412	\$ 3595	\$ 3951	\$ 4309	\$ 4666	\$ 5387	\$ 694	\$ 349
	Contrast		SA833/FC	□□□□	□□□□	□□□	□□□	□□□	85.0#	2911	2962	3053	3163	3237	3380	3520	3702	4056	4415	4775	5494	694	349
SOLS																							
	Medium Sofa (Armless) • Non-contrast C.O.M = 9 yd • 1 = Back and side panels (Fabric Contrast 1) C.O.M. = 7 yd • 2 = Seat (Fabric Contrast 2) C.O.M. = 3.5 yd		Non-contrast	SA843/NC	□□□□	□□□	□□□	□□□	107.0#	\$ 3575	\$ 3653	\$ 3774	\$ 3922	\$ 4020	\$ 4218	\$ 4412	\$ 4661	\$ 5154	\$ 5651	\$ 6142	\$ 7129	\$ 872	\$ 531
	Contrast		SA843/FC	□□□□	□□□□	□□□	□□□	□□□	107.0#	3710	3781	3909	4055	4155	4351	4549	4796	5289	5784	6276	7263	872	531
SOLS																							

HOW TO ORDER

Indicate the following information on order form:

- Quantity of each item.
- Model number, including options. See “How To Build a Model Number”.
- Any special service required.

Note:

- The □ indicates that a choice is required.
- The absence of the □ indicates that no choice is required.
- Alpha-numeric characters in place of □ indicate that no other alternatives are available.

HOW TO BUILD A MODEL NUMBER

- A**Select basic model.
- B**Select non-contrast or fabric contrast 1.
Refer to ki.com/fabrics
- C**Select fabric contrast 2.
Refer to ki.com/fabrics
- D**Select wood finish color.
Refer to the **Product Color Options** page in this price list.
For Kensington Maple add upcharge.
- E**Select fire code.

NFR

- Compliance to TB 117-2013

FR

- Compliance to TB 133

See pricing column for TB133 upcharge.
- F**Select moisture barrier.

NMB

- No moisture barrier

MB

- Moisture barrier

See pricing column for moisture barrier upcharge.

KENSINGTON MAPLE UPCHARGE

Kensington Maple requires extended leadtimes.

Model

SA823/NC	\$21
SA833/NC	\$21
SA843/NC	\$21
SA823/FC	\$21
SA833/FC	\$21
SA843/FC	\$21

INFORMATION

C.O.M. Requirements
C.O.M. yardage requirements listed above are based on plain goods 54” wide. If less than 54” wide or fabrics requiring matching (stripes, plaids, prints, large patterns), additional yardage will be needed. Consult C.O.M. matrix on the Ordering C.O.M. and C.O.L. page for additional yardage needed. For C.O.M. fabric sent to KI-High Point on multiple rolls, add an additional yard of fabric per roll to the yardage requirements.

C.O.L. Requirements
Figure 18 sq. ft. of leather (C.O.L.) for each yard shown (i.e., 4.75 x 18 = 85.5 sq. ft.).

Contrasting Upholstery
When contrasting fabric is chosen, price at highest in-grade.

Minimum Fabric/Leather Quantity
Minimum order for fabric is 1 yard. Minimum order for leather is 1 hide (approximately 50 sq. ft).

California TB133 Fire Safety Code
For California Technical Bulletin 133 compliant models, a Product Modification Request is required. Contact Customer Service for details.

SPECIAL SERVICES

Special Carton Marking

With specially marked information N/C

Shipping
Ships **assembled, FOB High Point, NC 27263, freight prepaid.** Freight class 175

Specifications and prices are subject to change without prior notice.



MODEL		MODEL NUMBER																					
		Basic Model	Non-Contrast or Fabric Contrast 1	Wood Finish	Arm Cap	Fire Code	Moisture Barrier	Approx. Packaged Weight	Delivered Pricing	Grade C.O.M.	Grade C	Grade D	Grade E & C.O.L.	Grade F	Grade G	Grade H	Grade I	Grade J	Grade K	Grade L Leather	Grade M Leather	TB133 add to list price	Moisture Barrier add to list price
SORP	Medium Lounge Chair - Replacement Back • Non-contrast C.O.M = 1.75 yd	823-BK	□□□□			□□□	□□□	20.0#	N/A	\$ 803	\$ 820	\$ 847	\$ 876	\$ 896	\$ 940	\$ 983	\$ 1034	\$ 1138	\$ 1244	\$ 1348	\$ 1559	\$ 162	\$ 152
SORP	Medium Lounge Chair - Replacement Seat • Non-contrast C.O.M = 1.75 yd	823-ST	□□□□			□□□	□□□	25.0#	N/A	\$ 969	\$ 982	\$ 1003	\$ 1030	\$ 1046	\$ 1085	\$ 1118	\$ 1164	\$ 1255	\$ 1345	\$ 1434	\$ 1612	\$ 162	\$ 143
SORP	Medium Lounge Chair - Replacement Arm (Open Arm) • Includes armcap	823-OA/LF		□□□	□□□			13.0#	\$ 567													N/A	N/A
		823-OA/RF		□□□	□□□			13.0#	567													N/A	N/A
SORP	Medium Lounge Chair - Replacement Arm (Closed Arm) • Non-contrast C.O.M = 2.5 yd • Includes armcap	823-CA/LF	□□□□	□□□	□□□	□□□	□□□	25.0#	N/A	\$ 863	\$ 884	\$ 922	\$ 969	\$ 998	\$ 1057	\$ 1115	\$ 1191	\$ 1343	\$ 1490	\$ 1640	\$ 1941	\$ 270	\$ 132
		823-CA/RF	□□□□	□□□	□□□	□□□	□□□	25.0#	N/A	863	884	922	969	998	1057	1115	1191	1343	1490	1640	1941	270	132
SORP	Medium Lounge Chair - Replacement Arm (Armless) • Non-contrast C.O.M = 3 yd	823-AL/LF	□□□□	□□□		□□□	□□□	18.0#	N/A	\$ 869	\$ 892	\$ 938	\$ 992	\$ 1029	\$ 1098	\$ 1172	\$ 1259	\$ 1442	\$ 1620	\$ 1800	\$ 2159	\$ 323	\$ 155
		823-AL/RF	□□□□	□□□		□□□	□□□	18.0#	N/A	869	892	938	992	1029	1098	1172	1259	1442	1620	1800	2159	323	155
SORP	Medium Lounge Chair - Replacement Armcaps, Wood • Set of 2	823-AC		□□□				5.0#	\$ 393													N/A	N/A
		A	B	C	D	E	F																

HOW TO ORDER

Indicate the following information on order form:

- Quantity of each item.
- Model number, including options. See “How To Build a Model Number”.
- Any special service required.

Note:

- The □ indicates that a choice is required.
- The absence of the □ indicates that no choice is required.
- Alpha-numeric characters in place of □ indicate that no other alternatives are available.

HOW TO BUILD A MODEL NUMBER

- A**Select basic model.
- B**Select non-contrast or fabric contrast 1. Refer to [ki.com/fabrics](#)
- C**Select wood finish color. Refer to the **Product Color Options** page in this price list. For Kensington Maple add upcharge.
- D**Select arm option.

WAC	- Wood armcaps
PAC	- Black poly (pair); add \$209
- E**Select fire code.

NFR	- Compliance to TB 117-2013
FR	- Compliance to TB 133

See pricing column for TB133 upcharge.
- F**Select moisture barrier.

NMB	- No moisture barrier
MB	- Moisture barrier

See pricing column for moisture barrier upcharge.

KENSINGTON MAPLE UPCHARGE

Kensington Maple requires extended leadtimes.	
Model	
823	\$21
833	\$21
843	\$21

INFORMATION

C.O.M. Requirements
C.O.M. yardage requirements listed above are based on plain goods 54” wide. If less than 54” wide or fabrics requiring matching (stripes, plaids, prints, large patterns), additional yardage will be needed. Consult C.O.M. matrix on the Ordering C.O.M. and C.O.L. page for additional yardage needed. For C.O.M. fabric sent to KI-High Point on multiple rolls, add an additional yard of fabric per roll to the yardage requirements.

C.O.L. Requirements
Figure 18 sq. ft. of leather (C.O.L.) for each yard shown (i.e., 4.75 x 18 = 85.5 sq. ft.).

Contrasting Upholstery
When contrasting fabric is chosen, price at highest in-grade.

Minimum Fabric/Leather Quantity
Minimum order for fabric is 1 yard. Minimum order for leather is 1 hide (approximately 50 sq. ft).

California TB133 Fire Safety Code
For California Technical Bulletin 133 compliant models, a Product Modification Request is required. Contact Customer Service for details.

SPECIAL SERVICES

Special Carton Marking	
With specially marked information	N/C

Shipping
Ships **knocked down, FOB High Point, NC 27263, freight prepaid.** Freight class 175

Specifications and prices are subject to change without prior notice.



		MODEL NUMBER																					
		Basic Model	Non-Contrast or Fabric Contrast 1	Wood Finish	Arm Cap	Fire Code	Moisture Barrier	Approx. Packaged Weight	Delivered Pricing	Grade C.O.M.	Grade C	Grade D	Grade E & C.O.L.	Grade F	Grade G	Grade H	Grade I	Grade J	Grade K	Grade L Leather	Grade M Leather	TB133 add to list price	Moisture Barrier add to list price
SORP	Medium Loveseat - Replacement Back	833-BK	□□□□			□□□	□□□	30.0#	N/A	\$ 1046	\$ 1070	\$ 1114	\$ 1162	\$ 1196	\$ 1259	\$ 1327	\$ 1408	\$ 1575	\$ 1730	\$ 1904	\$ 2230	\$ 221	\$ 201
SORP	Medium Loveseat - Replacement Seat • Non-contrast C.O.M = 2.75 yd	833-ST	□□□□			□□□	□□□	39.0#	N/A	\$ 1134	\$ 1152	\$ 1191	\$ 1238	\$ 1267	\$ 1325	\$ 1388	\$ 1463	\$ 1609	\$ 1760	\$ 1909	\$ 2207	\$ 221	\$ 201
SORP	Medium Loveseat - Replacement Arm (Open Arm) • Includes armcap	833-OA/LF		□□□	□□□			13.0#	\$ 567													N/A	N/A
		833-OA/RF		□□□	□□□			13.0#	567													N/A	N/A
SORP	Medium Loveseat - Replacement Arm (Closed Arm) • Non-contrast C.O.M = 2.5 yd • Includes armcap	833-CA/LF	□□□□	□□□	□□□	□□□	□□□	25.0#	N/A	\$ 863	\$ 884	\$ 922	\$ 969	\$ 998	\$ 1057	\$ 1115	\$ 1191	\$ 1343	\$ 1490	\$ 1640	\$ 1941	\$ 270	\$ 132
		833-CA/RF	□□□□	□□□	□□□	□□□	□□□	25.0#	N/A	863	884	922	969	998	1057	1115	1191	1343	1490	1640	1941	270	132
SORP	Medium Loveseat - Replacement Arm (Armless) • Non-contrast C.O.M = 3 yd	833-AL/LF	□□□□	□□□		□□□	□□□	18.0#	N/A	\$ 869	\$ 892	\$ 938	\$ 992	\$ 1029	\$ 1098	\$ 1172	\$ 1259	\$ 1442	\$ 1620	\$ 1800	\$ 2159	\$ 323	\$ 155
		833-AL/RF	□□□□	□□□		□□□	□□□	18.0#	N/A	869	892	938	992	1029	1098	1172	1259	1442	1620	1800	2159	323	155
SORP	Medium Loveseat - Replacement Arm-caps, Wood • Set of 2	833-AC		□□□				5.0#	\$ 393													N/A	N/A
		A	B	C	D	E	F																

HOW TO ORDER

Indicate the following information on order form:

- Quantity of each item.
- Model number, including options. See “How To Build a Model Number”.
- Any special service required.

Note:

- The □ indicates that a choice is required.
- The absence of the □ indicates that no choice is required.
- Alpha-numeric characters in place of □ indicate that no other alternatives are available.

HOW TO BUILD A MODEL NUMBER

- A**Select basic model.
- B**Select non-contrast or fabric contrast 1. Refer to [ki.com/fabrics](#)
- C**Select wood finish color. Refer to the **Product Color Options** page in this price list. For Kensington Maple add upcharge.
- D**Select arm option.

WAC	- Wood armcaps
PAC	- Black poly (pair); add \$209
- E**Select fire code.

NFR	- Compliance to TB 117-2013
FR	- Compliance to TB 133

See pricing column for TB133 upcharge.
- F**Select moisture barrier.

NMB	- No moisture barrier
MB	- Moisture barrier

See pricing column for moisture barrier upcharge.

KENSINGTON MAPLE UPCHARGE

Kensington Maple requires extended leadtimes.	
Model	
823	\$21
833	\$21
843	\$21

INFORMATION

C.O.M. Requirements
C.O.M. yardage requirements listed above are based on plain goods 54” wide. If less than 54” wide or fabrics requiring matching (stripes, plaids, prints, large patterns), additional yardage will be needed. Consult C.O.M. matrix on the Ordering C.O.M. and C.O.L. page for additional yardage needed. For C.O.M. fabric sent to KI-High Point on multiple rolls, add an additional yard of fabric per roll to the yardage requirements.

C.O.L. Requirements
Figure 18 sq. ft. of leather (C.O.L.) for each yard shown (i.e., 4.75 x 18 = 85.5 sq. ft.).

Contrasting Upholstery
When contrasting fabric is chosen, price at highest in-grade.

Minimum Fabric/Leather Quantity
Minimum order for fabric is 1 yard. Minimum order for leather is 1 hide (approximately 50 sq. ft).

California TB133 Fire Safety Code
For California Technical Bulletin 133 compliant models, a Product Modification Request is required. Contact Customer Service for details.

SPECIAL SERVICES

Special Carton Marking	
With specially marked information	N/C

Shipping
Ships **knocked down, FOB High Point, NC 27263, freight prepaid.** Freight class 175

Specifications and prices are subject to change without prior notice.



		MODEL NUMBER																						
		Basic Model	Non-Contrast or Fabric Contrast 1	Wood Finish	Arm Cap	Fire Code	Moisture Barrier																	
MODEL								Approx. Packaged Weight	Delivered Pricing	Grade C.O.M.	Grade C	Grade D	Grade E & C.O.L.	Grade F	Grade G	Grade H	Grade I	Grade J	Grade K	Grade L Leather	Grade M Leather	TB133 add to list price	Moisture Barrier add to list price	
SORP	Medium Sofa - Replacement Back <ul style="list-style-type: none">Non-contrast C.O.M = 4.75 yd	843-BK	□□□□			□□□	□□□	38.0#	N/A	\$ 1464	\$ 1506	\$ 1573	\$ 1654	\$ 1706	\$ 1815	\$ 1922	\$ 2056	\$ 2321	\$ 2593	\$ 2863	\$ 3401	\$ 280	\$ 280	
SORP	Medium Sofa - Replacement Seat <ul style="list-style-type: none">Non-contrast C.O.M = 3.75 yd	843-ST	□□□□			□□□	□□□	51.0#	N/A	\$ 1529	\$ 1563	\$ 1615	\$ 1679	\$ 1723	\$ 1806	\$ 1887	\$ 1991	\$ 2202	\$ 2409	\$ 2619	\$ 3040	\$ 280	\$ 266	
SORP	Medium Sofa - Replacement Arm (Open Arm) <ul style="list-style-type: none">Includes armcap	843-OA/LF		□□□	□□□			13.0#	\$ 567													N/A	N/A	
		843-OA/RF		□□□	□□□			13.0#	567													N/A	N/A	
SORP	Medium Sofa - Replacement Arm (Closed Arm) <ul style="list-style-type: none">Non-contrast C.O.M = 2.5 ydIncludes armcap	843-CA/LF	□□□□	□□□	□□□	□□□	□□□	25.0#	N/A	\$ 863	\$ 884	\$ 922	\$ 969	\$ 998	\$ 1057	\$ 1115	\$ 1191	\$ 1343	\$ 1490	\$ 1640	\$ 1941	\$ 270	\$ 132	
		843-CA/RF	□□□□	□□□	□□□	□□□	□□□	25.0#	N/A	863	884	922	969	998	1057	1115	1191	1343	1490	1640	1941	270	132	
SORP	Medium Sofa - Replacement Arm (Armless) <ul style="list-style-type: none">Non-contrast C.O.M = 3 yd	843-AL/LF	□□□□	□□□		□□□	□□□	18.0#	N/A	\$ 869	\$ 892	\$ 938	\$ 992	\$ 1029	\$ 1098	\$ 1172	\$ 1259	\$ 1442	\$ 1620	\$ 1800	\$ 2159	\$ 323	\$ 155	
		843-AL/RF	□□□□	□□□		□□□	□□□	18.0#	N/A	869	892	938	992	1029	1098	1172	1259	1442	1620	1800	2159	323	155	
SORP	Medium Sofa - Replacement Armcaps, Wood <ul style="list-style-type: none">Set of 2	843-AC		□□□				5.0#	\$ 393													N/A	N/A	
		A	B	C	D	E	F																	

HOW TO ORDER

Indicate the following information on order form:

- Quantity of each item.
- Model number, including options. See “How To Build a Model Number”.
- Any special service required.

Note:

- The □ indicates that a choice is required.
- The absence of the □ indicates that no choice is required.
- Alpha-numeric characters in place of □ indicate that no other alternatives are available.

HOW TO BUILD A MODEL NUMBER

- A**Select basic model.
- B**Select non-contrast or fabric contrast 1. Refer to [ki.com/fabrics](#)
- C**Select wood finish color. Refer to the **Product Color Options** page in this price list. For Kensington Maple add upcharge.
- D**Select arm option.

WAC - Wood armcaps

PAC - Black poly (pair); add \$209
- E**Select fire code.

NFR - Compliance to TB 117-2013

FR - Compliance to TB 133

See pricing column for TB133 upcharge.
- F**Select moisture barrier.

NMB - No moisture barrier

MB - Moisture barrier

See pricing column for moisture barrier upcharge.

KENSINGTON MAPLE UPCHARGE

Kensington Maple requires extended leadtimes.	
Model	
823	\$21
833	\$21
843	\$21

INFORMATION

C.O.M. Requirements
C.O.M. yardage requirements listed above are based on plain goods 54” wide. If less than 54” wide or fabrics requiring matching (stripes, plaids, prints, large patterns), additional yardage will be needed. Consult C.O.M. matrix on the Ordering C.O.M. and C.O.L. page for additional yardage needed. For C.O.M. fabric sent to KI-High Point on multiple rolls, add an additional yard of fabric per roll to the yardage requirements.

C.O.L. Requirements
Figure 18 sq. ft. of leather (C.O.L.) for each yard shown (i.e., 4.75 x 18 = 85.5 sq. ft.).

Contrasting Upholstery
When contrasting fabric is chosen, price at highest in-grade.

Minimum Fabric/Leather Quantity
Minimum order for fabric is 1 yard. Minimum order for leather is 1 hide (approximately 50 sq. ft).

California TB133 Fire Safety Code
For California Technical Bulletin 133 compliant models, a Product Modification Request is required. Contact Customer Service for details.

SPECIAL SERVICES

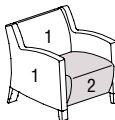
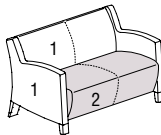
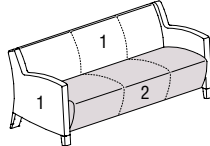
Special Carton Marking

With specially marked information	N/C
-----------------------------------	-----

Shipping
Ships **knocked down, FOB High Point, NC 27263, freight prepaid.** Freight class 175

Specifications and prices are subject to change without prior notice.



			MODEL NUMBER																					
			Basic Model	Non-Contrast or Fabric Contrast 1	Fabric Contrast 2	Wood Finish	Fire Code	Moisture Barrier																
MODEL		Features							Approx. Packaged Weight	Grade C.O.M.	Grade C	Grade D	Grade E & C.O.L.	Grade F	Grade G	Grade H	Grade I	Grade J	Grade K	Grade L Leather	Grade M Leather	TB133 add to list price	Moisture Barrier add to list price	
 SOLS	Large Lounge Chair (Closed Arm) • Non-contrast C.O.M = 5.5 yd • 1 = Back and arms (Fabric Contrast 1) C.O.M. = 4.75 yd • 2 = Seat (Fabric Contrast 2) C.O.M. = 1.75 yd	Non-contrast	SP923/NC	□□□□		□□□	□□□	□□□	80.0#	\$ 2650	\$ 2696	\$ 2769	\$ 2858	\$ 2917	\$ 3038	\$ 3158	\$ 3305	\$ 3604	\$ 3905	\$ 4201	\$ 4799	\$ 500	\$ 182	
		Contrast	SP923/FC	□□□□	□□□□	□□□	□□□	□□□	80.0#	2720	2764	2838	2927	2990	3107	3227	3380	3674	3977	4273	4871	500	182	
 SOLS	Large Loveseat (Closed Arm) • Non-contrast C.O.M = 7.75 yd • 1 = Back and arms (Fabric Contrast 1) C.O.M. = 6 yd • 2 = Seat (Fabric Contrast 2) C.O.M. = 2.75 yd	Non-contrast	SP933/NC	□□□□		□□□	□□□	□□□	105.0#	\$ 3883	\$ 3937	\$ 4036	\$ 4144	\$ 4219	\$ 4370	\$ 4517	\$ 4706	\$ 5079	\$ 5451	\$ 5828	\$ 6575	\$ 694	\$ 349	
		Contrast	SP933/FC	□□□□	□□□□	□□□	□□□	□□□	105.0#	3988	4047	4141	4254	4325	4477	4624	4810	5186	5559	5934	6682	694	349	
 SOLS	Large Sofa (Closed Arm) • Non-contrast C.O.M = 9.75 yd • 1 = Back and arms (Fabric Contrast 1) C.O.M. = 7.5 yd • 2 = Seat (Fabric Contrast 2) C.O.M. = 3.5 yd	Non-contrast	SP943/NC	□□□□		□□□	□□□	□□□	125.0#	\$ 4648	\$ 4721	\$ 4846	\$ 4994	\$ 5089	\$ 5288	\$ 5485	\$ 5734	\$ 6226	\$ 6721	\$ 7214	\$ 8199	\$ 872	\$ 531	
		Contrast	SP943/FC	□□□□	□□□□	□□□	□□□	□□□	125.0#	4784	4856	4977	5126	5225	5422	5621	5866	6360	6852	7348	8333	872	531	
			A	B	C	D	E	F																

HOW TO ORDER

Indicate the following information on order form:

1. Quantity of each item.
2. Model number, including options. See “How To Build a Model Number”.
3. Any special service required.

Note:

- The □ indicates that a choice is required.
- The absence of the □ indicates that no choice is required.
- Alpha-numeric characters in place of □ indicate that no other alternatives are available.

HOW TO BUILD A MODEL NUMBER

- A**Select basic model.
- B**Select non-contrast or fabric contrast 1.
Refer to [ki.com/fabrics](#)
- C**Select fabric contrast 2.
Refer to [ki.com/fabrics](#)
- D**Select wood finish color.
Refer to the **Product Color Options** page in this price list.
For Kensington Maple add upcharge.
- E**Select fire code.

NFR

- Compliance to TB 117-2013

FR

- Compliance to TB 133

See pricing column for TB133 upcharge.
- F**Select moisture barrier.

NMB

- No moisture barrier

MB

- Moisture barrier

See pricing column for moisture barrier upcharge.

KENSINGTON MAPLE UPCHARGE

Kensington Maple requires extended leadtimes.

Model

SP923/NC	\$21
SP933/NC	\$21
SP943/NC	\$21
SP923/FC	\$21
SP933/FC	\$21
SP943/FC	\$21

INFORMATION

C.O.M. Requirements

C.O.M. yardage requirements listed above are based on plain goods 54” wide. If less than 54” wide or fabrics requiring matching (stripes, plaids, prints, large patterns), additional yardage will be needed. Consult C.O.M. matrix on the Ordering C.O.M. and C.O.L. page for additional yardage needed. For C.O.M. fabric sent to KI-High Point on multiple rolls, add an additional yard of fabric per roll to the yardage requirements.

C.O.L. Requirements

Figure 18 sq. ft. of leather (C.O.L.) for each yard shown (i.e., 4.75 x 18 = 85.5 sq. ft.).

Contrasting Upholstery

When contrasting fabric is chosen, price at highest in-grade.

Minimum Fabric/Leather Quantity

Minimum order for fabric is 1 yard. Minimum order for leather is 1 hide (approximately 50 sq. ft).

California TB133 Fire Safety Code

For California Technical Bulletin 133 compliant models, a Product Modification Request is required. Contact Customer Service for details.

SPECIAL SERVICES

Special Carton Marking


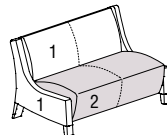
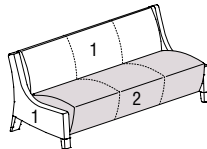
With specially marked information	N/C
-----------------------------------	-----

Shipping

Ships **assembled unless replacement parts which ship knocked down, FOB High Point, NC 27263, freight prepaid.** Freight class 175

Specifications and prices are subject to change without prior notice.



			MODEL NUMBER																					
			Basic Model	Non-Contrast or Fabric Contrast 1	Fabric Contrast 2	Wood Finish	Fire Code	Moisture Barrier																
MODEL			Features						Approx. Packaged Weight	Grade C.O.M.	Grade C	Grade D	Grade E & C.O.L.	Grade F	Grade G	Grade H	Grade I	Grade J	Grade K	Grade L Leather	Grade M Leather	TB133 add to list price	Moisture Barrier add to list price	
 SOLS	Large Lounge Chair (Armless) <ul style="list-style-type: none">• Non-contrast C.O.M = 5.5 yd• 1 = Back and side panels (Fabric Contrast 1) C.O.M. = 4.75 yd• 2 = Seat (Fabric Contrast 2) C.O.M. = 1.75 yd		Non-contrast	SA923/NC	<input type="checkbox"/> <input type="checkbox"/> <input type="checkbox"/> <input type="checkbox"/>	<input type="checkbox"/> <input type="checkbox"/> <input type="checkbox"/>	<input type="checkbox"/> <input type="checkbox"/> <input type="checkbox"/>	<input type="checkbox"/> <input type="checkbox"/> <input type="checkbox"/>	75.0#	\$ 2698	\$ 2739	\$ 2808	\$ 2892	\$ 2952	\$ 3065	\$ 3178	\$ 3323	\$ 3604	\$ 3888	\$ 4176	\$ 4742	\$ 500	\$ 182	
			Contrast	SA923/FC	<input type="checkbox"/> <input type="checkbox"/> <input type="checkbox"/> <input type="checkbox"/>	<input type="checkbox"/> <input type="checkbox"/> <input type="checkbox"/> <input type="checkbox"/>	<input type="checkbox"/> <input type="checkbox"/> <input type="checkbox"/>	<input type="checkbox"/> <input type="checkbox"/> <input type="checkbox"/>	<input type="checkbox"/> <input type="checkbox"/> <input type="checkbox"/>	75.0#	2769	2808	2882	2965	3021	3135	3249	3391	3674	3963	4244	4811	500	182
 SOLS	Large Loveseat (Armless) <ul style="list-style-type: none">• Non-contrast C.O.M = 7.5 yd• 1 = Back and side panels (Fabric Contrast 1) C.O.M. = 5.75 yd• 2 = Seat (Fabric Contrast 2) C.O.M. = 2.75 yd		Non-contrast	SA933/NC	<input type="checkbox"/> <input type="checkbox"/> <input type="checkbox"/> <input type="checkbox"/>	<input type="checkbox"/> <input type="checkbox"/> <input type="checkbox"/>	<input type="checkbox"/> <input type="checkbox"/> <input type="checkbox"/>	<input type="checkbox"/> <input type="checkbox"/> <input type="checkbox"/>	95.0#	\$ 3784	\$ 3843	\$ 3938	\$ 4056	\$ 4138	\$ 4292	\$ 4445	\$ 4644	\$ 5028	\$ 5419	\$ 5806	\$ 6584	\$ 694	\$ 349	
			Contrast	SA933/FC	<input type="checkbox"/> <input type="checkbox"/> <input type="checkbox"/> <input type="checkbox"/>	<input type="checkbox"/> <input type="checkbox"/> <input type="checkbox"/> <input type="checkbox"/>	<input type="checkbox"/> <input type="checkbox"/> <input type="checkbox"/>	<input type="checkbox"/> <input type="checkbox"/> <input type="checkbox"/>	<input type="checkbox"/> <input type="checkbox"/> <input type="checkbox"/>	95.0#	3892	3951	4048	4163	4243	4400	4554	4750	5136	5528	5914	6689	694	349
 SOLS	Large Sofa (Armless) <ul style="list-style-type: none">• Non-contrast C.O.M = 9.5 yd• 1 = Back and side panels (Fabric Contrast 1) C.O.M. = 7.5 yd• 2 = Seat (Fabric Contrast 2) C.O.M. = 3.5 yd		Non-contrast	SA943/NC	<input type="checkbox"/> <input type="checkbox"/> <input type="checkbox"/> <input type="checkbox"/>	<input type="checkbox"/> <input type="checkbox"/> <input type="checkbox"/>	<input type="checkbox"/> <input type="checkbox"/> <input type="checkbox"/>	<input type="checkbox"/> <input type="checkbox"/> <input type="checkbox"/>	120.0#	\$ 4532	\$ 4606	\$ 4725	\$ 4874	\$ 4974	\$ 5173	\$ 5369	\$ 5614	\$ 6111	\$ 6604	\$ 7098	\$ 8086	\$ 872	\$ 531	
			Contrast	SA943/FC	<input type="checkbox"/> <input type="checkbox"/> <input type="checkbox"/> <input type="checkbox"/>	<input type="checkbox"/> <input type="checkbox"/> <input type="checkbox"/> <input type="checkbox"/>	<input type="checkbox"/> <input type="checkbox"/> <input type="checkbox"/>	<input type="checkbox"/> <input type="checkbox"/> <input type="checkbox"/>	<input type="checkbox"/> <input type="checkbox"/> <input type="checkbox"/>	120.0#	4663	4739	4861	5010	5111	5306	5502	5749	6244	6735	7230	8215	872	531
				A	B	C	D	E	F															

HOW TO ORDER

- Indicate the following information on order form:
- Quantity of each item.
 - Model number, including options. See “How To Build a Model Number”.
 - Any special service required.

Note:

- The ☐ indicates that a choice is required.
- The absence of the ☐ indicates that no choice is required.
- Alpha-numeric characters in place of ☐ indicate that no other alternatives are available.

HOW TO BUILD A MODEL NUMBER

- A**Select basic model.
- B**Select non-contrast or fabric contrast 1. Refer to [ki.com/fabrics](https://www.ki.com/fabrics)
- C**Select fabric contrast 2. Refer to [ki.com/fabrics](https://www.ki.com/fabrics)
- D**Select wood finish color. Refer to the **Product Color Options** page in this price list. For Kensington Maple add upcharge.
- E**Select fire code.
NFR - Compliance to TB 117-2013
FR - Compliance to TB 133
See pricing column for TB133 upcharge.
- F**Select moisture barrier.
NMB - No moisture barrier
MB - Moisture barrier
See pricing column for moisture barrier upcharge.

KENSINGTON MAPLE UPCHARGE

Kensington Maple requires extended leadtimes.

Model

SA923/NC \$21

SA933/NC \$21

SA943/NC \$21

SA923/FC \$21

SA933/FC \$21

SA943/FC \$21

INFORMATION

C.O.M. Requirements

C.O.M. yardage requirements listed above are based on plain goods 54” wide. If less than 54” wide or fabrics requiring matching (stripes, plaids, prints, large patterns), additional yardage will be needed. Consult C.O.M. matrix on the Ordering C.O.M. and C.O.L. page for additional yardage needed. For C.O.M. fabric sent to KI-High Point on multiple rolls, add an additional yard of fabric per roll to the yardage requirements.

C.O.L. Requirements

Figure 18 sq. ft. of leather (C.O.L.) for each yard shown (i.e., 4.75 x 18 = 85.5 sq. ft.).

Contrasting Upholstery

When contrasting fabric is chosen, price at highest in-grade.

Minimum Fabric/Leather Quantity

Minimum order for fabric is 1 yard. Minimum order for leather is 1 hide (approximately 50 sq. ft).

California TB133 Fire Safety Code

For California Technical Bulletin 133 compliant models, a Product Modification Request is required. Contact Customer Service for details.

SPECIAL SERVICES

Special Carton Marking

With specially marked information N/C

Shipping

Ships **assembled unless replacement parts which ship knocked down, FOB High Point, NC 27263, freight prepaid.** Freight class 175

Specifications and prices are subject to change without prior notice.

MODEL		MODEL NUMBER																				TB133 add to list price	Moisture Barrier add to list price
		Basic Model	Non-Contrast or Fabric Contrast 1	Wood Finish	Fire Code	Moisture Barrier	Approx. Packaged Weight	Grade C.O.M.	Grade C	Grade D	Grade E & C.O.L.	Grade F	Grade G	Grade H	Grade I	Grade J	Grade K	Grade L Leather	Grade M Leather				
SORP	Large Lounge Chair - Replacement Back • Non-contrast C.O.M = 1.75 yd	923-BK	□□□□		□□□	□□□	20.0#	\$ 852	\$ 869	\$ 891	\$ 923	\$ 945	\$ 986	\$ 1029	\$ 1082	\$ 1186	\$ 1291	\$ 1396	\$ 1606	\$ 162	\$ 152		
SORP	Large Lounge Chair - Replacement Seat • Non-contrast C.O.M = 1.75 yd	923-ST	□□□□		□□□	□□□	25.0#	\$ 974	\$ 986	\$ 1008	\$ 1037	\$ 1055	\$ 1091	\$ 1128	\$ 1170	\$ 1259	\$ 1349	\$ 1441	\$ 1619	\$ 162	\$ 152		
SORP	Large Lounge Chair - Replacement Arm (Closed Arm) • Non-contrast C.O.M = 3 yd	923-CA/LF 923-CA/RF	□□□□ □□□□	□□□ □□□	□□□ □□□	□□□ □□□	25.0# 25.0#	\$ 1092 1092	\$ 1118 1118	\$ 1162 1162	\$ 1218 1218	\$ 1254 1254	\$ 1323 1323	\$ 1397 1397	\$ 1486 1486	\$ 1667 1667	\$ 1845 1845	\$ 2027 2027	\$ 2384 2384	\$ 310 310	\$ 150 150		
SORP	Large Lounge Chair - Replacement Arm (Armless)	923-AL	□□□□	□□□	□□□	□□□	15.0#	\$ 991	\$ 1020	\$ 1062	\$ 1117	\$ 1151	\$ 1222	\$ 1299	\$ 1388	\$ 1569	\$ 1744	\$ 1926	\$ 2284	\$ 310	\$ 150		
SORP	Large Loveseat - Replacement Back • Non-contrast C.O.M = 3.25 yd	933-BK	□□□□		□□□	□□□	32.0#	\$ 1123	\$ 1145	\$ 1187	\$ 1237	\$ 1271	\$ 1335	\$ 1400	\$ 1482	\$ 1648	\$ 1814	\$ 1976	\$ 2308	\$ 221	\$ 152		
SORP	Large Loveseat - Replacement Seat • Non-contrast C.O.M = 3 yd	933-ST	□□□□		□□□	□□□	48.0#	\$ 1299	\$ 1318	\$ 1357	\$ 1401	\$ 1431	\$ 1490	\$ 1551	\$ 1624	\$ 1775	\$ 1926	\$ 2075	\$ 2373	\$ 221	\$ 152		
SORP	Large Loveseat - Replacement Arm (Closed Arm) • Non-contrast C.O.M = 3 yd	933-CA/LF 933-CA/RF	□□□□ □□□□	□□□ □□□	□□□ □□□	□□□ □□□	20.0# 20.0#	\$ 1092 1092	\$ 1118 1118	\$ 1162 1162	\$ 1218 1218	\$ 1254 1254	\$ 1323 1323	\$ 1397 1397	\$ 1486 1486	\$ 1667 1667	\$ 1845 1845	\$ 2027 2027	\$ 2384 2384	\$ 310 310	\$ 150 150		
SORP	Large Loveseat - Replacement Arm (Armless) • Non-contrast C.O.M = 3 yd	933-AL	□□□□	□□□	□□□	□□□	15.0#	\$ 991	\$ 1020	\$ 1062	\$ 1117	\$ 1151	\$ 1222	\$ 1299	\$ 1388	\$ 1569	\$ 1744	\$ 1926	\$ 2284	\$ 310	\$ 150		
SORP	Large Sofa - Replacement Back • Non-contrast C.O.M = 4.75 yd	943-BK	□□□□		□□□	□□□	45.0#	\$ 1406	\$ 1450	\$ 1517	\$ 1599	\$ 1650	\$ 1759	\$ 1867	\$ 2000	\$ 2268	\$ 2536	\$ 2807	\$ 3344	\$ 280	\$ 152		
SORP	Large Sofa - Replacement Seat • Non-contrast C.O.M = 3.75 yd	943-ST	□□□□		□□□	□□□	60.0#	\$ 1610	\$ 1644	\$ 1695	\$ 1759	\$ 1800	\$ 1880	\$ 1969	\$ 2073	\$ 2314	\$ 2491	\$ 2701	\$ 3120	\$ 280	\$ 152		
SORP	Large Sofa - Replacement Arm (Closed Arm) • Non-contrast C.O.M = 3 yd	943-CA/LF 943-CA/RF	□□□□ □□□□	□□□ □□□	□□□ □□□	□□□ □□□	20.0# 20.0#	\$ 1092 1092	\$ 1118 1118	\$ 1162 1162	\$ 1218 1218	\$ 1254 1254	\$ 1323 1323	\$ 1397 1397	\$ 1486 1486	\$ 1667 1667	\$ 1845 1845	\$ 2027 2027	\$ 2384 2384	\$ 310 310	\$ 150 150		
SORP	Large Sofa - Replacement Arm (Armless) • Non-contrast C.O.M = 3 yd	943-AL	□□□□	□□□	□□□	□□□	15.0#	\$ 991	\$ 1020	\$ 1062	\$ 1117	\$ 1151	\$ 1222	\$ 1299	\$ 1388	\$ 1569	\$ 1744	\$ 1926	\$ 2284	\$ 310	\$ 150		
A B C D E																							

Indicate the following information on order form:

1. Quantity of each item.
2. Model number, including options. See "How To Build a Model Number".
3. Any special service required.

Note:

- The ☐ indicates that a choice is required.
- The absence of the ☐ indicates that no choice is required.
- Alpha-numeric characters in place of ☐ indicate that no other alternatives are available.

A Select basic model.

B Select non-contrast or fabric contrast 1.
Refer to ki.com/fabrics

C Select wood finish color.
Refer to the **Product Color Options** page in this price list.
For Kensington Maple add upcharge.

D Select fire code.

NFR	- Compliance to TB 117-2013
FR	- Compliance to TB 133

See pricing column for TB133 upcharge.

E Select moisture barrier.

NMB	- No moisture barrier
MB	- Moisture barrier

See pricing column for moisture barrier upcharge.

Kensington Maple requires extended leadtimes.
Model

923	\$21
933	\$21
943	\$21

C.O.M. Requirements

C.O.M. yardage requirements listed above are based on plain goods 54" wide. If less than 54" wide or fabrics requiring matching (stripes, plaids, prints, large patterns), additional yardage will be needed. Consult C.O.M. matrix on the Ordering C.O.M. and C.O.L. page for additional yardage needed. For C.O.M. fabric sent to Ki-High Point on multiple rolls, add an additional yard of fabric per roll to the yardage requirements.

C.O.L. Requirements

Figure 18 sq. ft. of leather (C.O.L.) for each yard shown (i.e., $4.75 \times 18 = 85.5$ sq. ft.).

Contrasting Upholstery

When contrasting fabric is chosen, price at highest in-grade.

Minimum Fabric/Leather Quantity

Minimum order for fabric is 1 yard. Minimum order for leather is 1 hide (approximately 50 sq. ft).

California TB133 Fire Safety Code

For California Technical Bulletin 133 compliant models, a Product Modification Request is required. Contact Customer Service for details.

Special Carton Marking

With specially marked information N/C

Shipping

**Ships assembled unless replacement parts
which ship knocked down, FOB High Point, NC
27263, freight prepaid. Freight class 175**

Specifications and prices are subject to change without prior notice.



Soltice®
(Transitional)



Soltice® Guest Chair

General Dimensions		
Seat width	20"	20"
Seat depth	18-1/4"	18-1/2"
Seat height	19-1/2"	19-1/2"
Arm width	1-1/4"	
Arm height	28-1/4"	
Overall Dimensions		
Width	22-3/4"	23"
Depth	24"	24"
Height	34"	33-1/2"

SPECIFICATIONS

Complimentary Furniture
The following guest chairs offer complimentary furniture that creates continuity and a cohesive look throughout a facility. These complimentary pieces can be found in other sections of the KI price list.

Flex™
FLEX - Flex Healthcare Seating, Flex Occasional Tables

LARESTA FREESTANDING - LaResta® Day Bed

Perth®
Perth® - Perth® Healthcare Seating

LARESTA FREESTANDING - LaResta® Day Bed

Soltice®
Soltice® - Soltice® Healthcare Seating, Soltice® Guest Seating, Soltice® Lounge

Seating

LARESTA FREESTANDING - LaResta® Day Bed

UPHOLSTERY INFORMATION

C.O.M. Fabric
For C.O.M. fabric sent to KI-High Point on multiple rolls, add an additional yard of fabric per roll to the yardage requirements. Multiple rolls have shorter pieces of fabric on them and do not allow nesting and stacking of the fabric to achieve the best yield as is done with one large roll. This results in yardage shortages and requests for additional fabric from the client, which can hold up the order. For each roll that is sent, one yard needs to be added and needs to be added to one of the rolls, not separately.

Fabric Disclaimer
Fabric will be applied as swatched by the fabric manufacturer. Fabric that is required to be applied differently than is swatched will need a Product Modification Request written specifying the direction the fabric is to be applied.

INFORMATION

Warranty
Refer to KI Terms & Conditions document or visit ki.com



Wood Finish - Core		Surface Finish - Laminate	
Cherry Storm on Beech	BCX	Belair	LBQ
Cinnamon on Beech	BCN	Biltmore Cherry	LBT
Cocoa on Beech	BCA	Black	LBK
Eclipse Black on Beech	BEB	Brighton Walnut	LBW
Florence Walnut on Beech	BFC	Canyon Zephyr	LCA
Kensington Maple on Maple	MMA	Castle Oak	LCO
Monticello Maple on Beech	BMT	Casual Linen	LCU
Natural on Beech	BNA	Cherry Storm	LCX
River Cherry on Beech	BRY	Classic Linen	LCI
Kensington Maple requires an upcharge.		Cloud Zephyr	LCL
		Cocobala	LCC
		Crisp Linen	LRI
		Desert Zephyr	LDZ
		Dove Grey	LDG
		Fired Steel	LIL
		Flax Linen	LXF
		Florence Walnut	LFC
		Forged Steel	LOL
		Friston Ash	LFH
		Frosty White	LFW
		Graphite Nebula	LGN
		Grey	LGE
		High Rise	LHE
		Hollyberry	LHY
		Irish Linen	LIH
		Island	LID
		Italian Silver Ash	LIT
		Kensington Maple	LKM
		Lapis Blue	LLB
		Markerboard White	LMK
		Misted Zephyr	LMR
		Monticello Maple	LMT
		Nickel Evolv	LVN
		North Sea	LNA
		Ocean	LON
		Pearl Bisque	LPB
		Pearl Silver	LPS
		Pressed Linen	LPR
		River Cherry	LRY
		Rugged Linen	LRG
		Satin Stainless	LSS
		Shadow Zephyr	LSR
		Silicon evolv	LSV
		Sterling Ash	LAZ
		Tailored Linen	LTL
		Titanium evolv	LTV
		White Nebula	LWL
		White Sand	LWN
		Windsor Mahogany	LWY


Finish Cards

View color swatches for items listed within this document.

- Paints
- Plastics/Poly
- Wood/Veneer
- Laminates
- Molded Edges
- Edge Styles
- Hard Plastics
- Glass

Certain options referenced may not be available on GSA Schedule.



			MODEL NUMBER																						
			Basic Model	Non-Contrast or Fabric Contrast 1	Fabric Contrast 2	Wood Finish	Fire Code	Moisture Barrier																	
MODEL			Features						Approx. Packaged Weight	Grade C.O.M.	Grade C	Grade D	Grade E & C.O.L.	Grade F	Grade G	Grade H	Grade I	Grade J	Grade K	Grade L Leather	Grade M Leather	TB133 add to list price	Moisture Barrier add to list price		
	Guest Chair (Armless) • Non-contrast C.O.M = 2.25 yd • 1 = Back and side panels (Fabric Contrast 1) C.O.M. = 2 yd • 2 = Seat (Fabric Contrast 2) C.O.M. = 1 yd		Non-contrast	SAC/NC	□□□□		□□□	□□□	□□□	38.0#	\$ 1731	\$ 1749	\$ 1785	\$ 1826	\$ 1856	\$ 1913	\$ 1970	\$ 2040	\$ 2183	\$ 2322	\$ 2464	\$ 2747	\$ 323	\$ 138	
			Contrast	SAC/FC	□□□□	□□□□	□□□	□□□	□□□	38.0#	1804	1824	1860	1904	1929	1987	2044	2115	2257	2398	2536	2820	323	138	

HOW TO ORDER

Indicate the following information on order form:

- Quantity of each item.
- Model number, including options. See “How To Build a Model Number”.
- Any special service required.

Note:

- The □ indicates that a choice is required.
- The absence of the □ indicates that no choice is required.
- Alpha-numeric characters in place of □ indicate that no other alternatives are available.

HOW TO BUILD A MODEL NUMBER

- A**Select basic model.
- B**Select non-contrast or fabric contrast 1. Refer to [ki.com/fabrics](#)
- C**Select fabric contrast 2. Refer to [ki.com/fabrics](#)
- D**Select wood finish color. Refer to the **Product Color Options** page in this price list. For Kensington Maple add upcharge.
- E**Select fire code.

NFR

- Compliance to TB 117-2013

FR

- Compliance to TB 133

See pricing column for TB133 upcharge.
- F**Select moisture barrier.

NMB

- No moisture barrier

MB

- Moisture barrier

See pricing column for moisture barrier upcharge.

KENSINGTON MAPLE UPCHARGE

Kensington Maple requires extended leadtimes.

Model	
SAC/NC	\$46
SAC/FC	\$46

UPHOLSTERY INFORMATION

C.O.M. Requirements
C.O.M. yardage requirements listed above are based on plain goods 54” wide. If less than 54” wide or fabrics requiring matching (stripes, plaids, prints, large patterns), additional yardage will be needed. Consult C.O.M. matrix for additional yardage needed. For C.O.M. fabric sent to KI-High Point on multiple rolls, add an additional yard of fabric per roll to the yardage requirements.

C.O.L. Requirements
Figure 18 sq. ft. of leather (C.O.L.) for each yard shown (i.e, 4.75 x 18 = 85.5 sq. ft).

Contrasting Upholstery
When contrasting fabric is chosen, price at highest in-grade.

Minimum Fabric/Leather Quantity
Minimum order for fabric is 1 yard. Minimum order for leather is 1 hide (approximately 50 sq. ft).

California TB133 Fire Safety Code
For California Technical Bulletin 133 compliant models, a Product Modification Request is required. Contact Customer Service for details.

Construction
Frames are constructed of kiln-dried lumber and laminated hardwood plywood. Express wood components finished with catalyzed varnish (specify finish when ordering). Tight seats and backs sprung with stretch strap webbing stapled into position. Multiple densities of polyurethane foam covered with a layer of .75 super soft foam. Seats, backs and arms are field-replaceable.

SPECIAL SERVICES


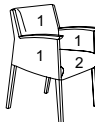
Special Carton Marking

With specially marked information	N/C
-----------------------------------	-----

Shipping
Ships **assembled, FOB High Point, NC 27263, freight prepaid.** Freight class 175

Specifications and prices are subject to change without prior notice.



			MODEL NUMBER																							
			Basic Model	Table Connect	Non-Contrast or Fabric Contrast 1	Fabric Contrast 2	Wood Finish	Arm Cap	Fire Code	Moisture Barrier																
MODEL		Features									Approx. Packaged Weight	Grade C.O.M.	Grade C	Grade D	Grade E & C.O.L.	Grade F	Grade G	Grade H	Grade I	Grade J	Grade K	Grade L Leather	Grade M Leather	TB133 add to list price	Moisture Barrier add to list price	
	One Seat (Open Arm) <ul style="list-style-type: none">• Non-contrast C.O.M = 1.5 yd• 1 = Back (Fabric Contrast 1) C.O.M. = 1.25 yd• 2 = Seat (Fabric Contrast 2) C.O.M. = 1 yd	Non-contrast	SOC/NC	□□□□	□□□□		□□□	□□□	□□□	□□□	38.0#	\$ 1647	\$ 1657	\$ 1684	\$ 1709	\$ 1731	\$ 1767	\$ 1804	\$ 1851	\$ 1947	\$ 2040	\$ 2135	\$ 2322	\$ 227	\$ 138	
		Contrast	SOC/FC	□□□□	□□□□	□□□□	□□□	□□□	□□□	□□□	38.0#	1721	1733	1757	1785	1804	1841	1878	1926	2022	2115	2209	2398	227	138	
SOMS																										
	One Seat (Closed Arm) <ul style="list-style-type: none">• Non-contrast C.O.M = 2.5 yd• 1 = Back and arms (Fabric Contrast 1) C.O.M. = 1.5 yd• 2 = Seat (Fabric Contrast 2) C.O.M. = 1 yd	Non-contrast	SPC/NC	□□□□	□□□□		□□□	□□□	□□□	□□□	38.0#	\$ 1799	\$ 1818	\$ 1853	\$ 1897	\$ 1925	\$ 1981	\$ 2039	\$ 2106	\$ 2250	\$ 2393	\$ 2530	\$ 2813	\$ 323	\$ 138	
		Contrast	SPC/FC	□□□□	□□□□	□□□□	□□□	□□□	□□□	□□□	38.0#	1874	1892	1927	1970	1999	2054	2112	2183	2325	2467	2604	2886	323	138	
SOMS																										
			A	B	C	D	E	F	G	H																

HOW TO ORDER

Indicate the following information on order form:

1. Quantity of each item.
2. Model number, including options. See “How To Build a Model Number”.
3. Any special service required.

Note:

- The □ indicates that a choice is required.
- The absence of the □ indicates that no choice is required.
- Alpha-numeric characters in place of □ indicate that no other alternatives are available.

HOW TO BUILD A MODEL NUMBER

- A**Select basic model.
- B**Select table connection.

NT- No connecting table

LT- Left facing table connectors

RT- Right facing table connectors

LTRT- Left and Right table connectors

Left connector = right side when seated.

Right connector = left side when seated.
- C**Select non-contrast or fabric contrast 1. Refer to **ki.com/fabrics**
- D**Select fabric contrast 2. Refer to **ki.com/fabrics**
- E**Select wood finish color. Refer to the **Product Color Options** page in this price list. For Kensington Maple add upcharge.
- F**Select armcaps.

WAC- Wood armcaps (pair)

- PAC**- Black poly; add \$177 Upcharge for two armcaps.
- G**Select fire code.

NFR- Compliance to TB 117-2013

FR- Compliance to TB 133

See pricing column for TB133 upcharge.
- H**Select moisture barrier.

NMB- No moisture barrier

MB- Moisture barrier

See pricing column for moisture barrier upcharge.

KENSINGTON MAPLE UPCHARGE

Kensington Maple requires extended leadtimes.	
Model	
SOC/NC	\$61
SOC/FC	\$61
SOCC/NC	\$114
SOCC/FC	\$114
SOCCC/NC	\$152
SOCCC/FC	\$152
SPC/NC	\$61
SPC/FC	\$61
SPCC/NC	\$106
SPCC/FC	\$106
SPCCC/NC	\$84
SPCCC/FC	\$84

INFORMATION

C.O.M. and C.O.L. Requirements
C.O.M. yardage requirements listed above are based on plain goods 54” wide. If less than 54” wide or fabrics requiring matching (stripes, plaids, prints, large patterns), additional yardage will be needed. Consult C.O.M. matrix for additional yardage needed. For C.O.M. fabric sent to KI-High Point on multiple rolls, add an additional yard of fabric per roll to the yardage requirements.

C.O.L. Requirements
Figure 18 sq. ft. of leather (C.O.L.) for each yard shown (i.e., 4.75 x 18 = 85.5 sq ft).

Contrasting Upholstery
When contrasting fabric is chosen, price at highest in-grade.

Minimum Fabric/Leather Quantity
Minimum order for fabric is 1 yard. Minimum order for leather is 1 hide (approximately 50 sq. ft).

California TB133 Fire Safety Code
For California Technical Bulletin 133 compliant models, a Product Modification Request is required. Contact Customer Service for details.

Construction
Frame constructed of kiln-dried lumber and laminated hardwood plywood. Exposed wood components finished with catalyzed varnish (specify finish when ordering). Tight seats and backs sprung with stretch strap webbing stapled into position. Multiple densities of polyurethane foam covered with a layer of .75 super soft foam. Seats, backs and arms are field replaceable.



Note:
For replacement components on Multiple Seating, use Guest Chair replacement parts.

SPECIAL SERVICES

Special Carton Marking
With specially marked information N/C

Shipping
Ships **assembled, FOB High Point, NC 27263, freight prepaid.** Freight class 175

Specifications and prices are subject to change without prior notice.

			MODEL NUMBER																							
			Basic Model	Table Connect	Non-Contrast or Fabric Contrast 1	Fabric Contrast 2	Wood Finish	Arm Cap	Fire Code	Moisture Barrier																
MODEL	Features										Approx. Packaged Weight	Grade C.O.M.	Grade C	Grade D	Grade E & C.O.L.	Grade F	Grade G	Grade H	Grade I	Grade J	Grade K	Grade L Leather	Grade M Leather	TB133 add to list price	Moisture Barrier add to list price	
	Two Seat Unit (Open Arm)	Non-contrast	SOCC/NC	□□□□	□□□□		□□□	□□□	□□□	□□□	66.0#	\$ 2825	\$ 2856	\$ 2900	\$ 2959	\$ 2995	\$ 3068	\$ 3146	\$ 3241	\$ 3431	\$ 3619	\$ 3804	\$ 4182	\$ 401	\$ 293	
	• Non-contrast C.O.M = 3 yd	Contrast	SOCC/FC	□□□□	□□□□	□□□□	□□□	□□□	□□□	□□□	66.0#	2921	2948	2995	3056	3093	3165	3242	3335	3522	3716	3901	4279	401	293	
	• 1 = Back (Fabric Contrast 1) C.O.M. = 1.75 yd																									
	• 2 = Seat (Fabric Contrast 2) C.O.M. = 1.5 yd																									
SOMS																										
	Two Seat Unit (Closed Arm)	Non-contrast	SPCC/NC	□□□□	□□□□		□□□	□□□	□□□	□□□	67.0#	\$ 3270	\$ 3314	\$ 3383	\$ 3466	\$ 3520	\$ 3634	\$ 3746	\$ 3892	\$ 4175	\$ 4456	\$ 4739	\$ 5305	\$ 729	\$ 307	
	• Non-contrast C.O.M = 4.5 yd	Contrast	SPCC/FC	□□□□	□□□□	□□□□	□□□	□□□	□□□	□□□	67.0#	3365	3406	3478	3561	3619	3731	3844	3987	4267	4550	4835	5400	323	307	
	• 1 = Back and arms (Fabric Contrast 1) C.O.M. = 3 yd																									
	• 2 = Seat (Fabric Contrast 2) C.O.M. = 1.5 yd																									
SOMS																										
			A	B	C	D	E	F	G	H																

Indicate the following information on order form:

1. Quantity of each item.
2. Model number, including options. See "How To Build a Model Number".
3. Any special service required.

- The ☐ indicates that a choice is required.
- The absence of the ☐ indicates that no choice is required.
- Alpha-numeric characters in place of ☐ indicate that no other alternatives are available.

A Select basic model.

B Select table connection.

NT	- No connecting table
LT	- Left facing table connectors
RT	- Right facing table connectors
LT/RT	- Left and Right table connectors

Left connector = right side when seated.
Right connector = left side when seated.

C Select non-contrast or fabric contrast 1.
Refer to ki.com/fabrics

D Select fabric contrast 2.
Refer to ki.com/fabrics

E Select wood finish color.
Refer to the **Product Color Options** page in this price list.
For Kensington Maple add upcharge.

F Select armcaps.

WAC	- Wood armcaps (pair)
------------	-----------------------

PAC	- Black poly; add \$266
------------	-------------------------

Upcharge for three armcaps.

G Select fire code.

NFR	- Compliance to TB 117-2013
FR	- Compliance to TB 133

See pricing column for TB133 upcharge.

H Select moisture barrier.

NMB	- No moisture barrier
MB	- Moisture barrier

See pricing column for moisture barrier upcharge.

Model	
SOC/NC	\$61
SOC/FC	\$61
SOCC/NC	\$114
SOCC/FC	\$114
SOCCC/NC	\$152
SOCCC/FC	\$152
SPC/NC	\$61
SPC/FC	\$61
SPCC/NC	\$106
SPCC/FC	\$106
SPCCC/NC	\$84
SPCCC/FC	\$84

C.O.M. and C.O.L. Requirements
C.O.M. yardage requirements listed above are based on plain goods 54" wide. If less than 54" wide or fabrics requiring matching (stripes, plaids, prints, large patterns), additional yardage will be needed. Consult C.O.M. matrix for additional yardage needed. For C.O.M. fabric sent to KI-High Point on multiple rolls, add an additional yard of fabric per roll to the yardage requirements.

C.O.L. Requirements
Figure 18 sq. ft. of leather (C.O.L.) for each yard shown (i.e., $4.75 \times 18 = 85.5$ sq ft).

For California Technical Bulletin 133 compliant models, a Product Modification Request is required. Contact Customer Service for details.

Construction
Frame constructed of kiln-dried lumber and laminated hardwood plywood. Exposed wood components finished with catalyzed varnish (specify finish when ordering). Tight seats and backs sprung with stretch strap webbing stapled into position. Multiple densities of polyurethane foam covered with a layer of .75 super soft foam. Seats, backs and arms are field replaceable.

Note:
For replacement components on Multiple Seating use Guest Chair replacement parts.

Special Carton Marking

With specially marked information	N/C
-----------------------------------	-----

Shipping

Ships assembled, FOB High Point, NC 27263, freight prepaid. Freight class 175

Specifications and prices are subject to change without prior notice.



			MODEL NUMBER																						
			Basic Model	Table Connect	Non-Contrast or Fabric Contrast 1	Fabric Contrast 2	Wood Finish	Arm Cap	Fire Code	Moisture Barrier															
MODEL	Features										Approx. Packaged Weight	Grade C.O.M.	Grade C	Grade D	Grade E & C.O.L.	Grade F	Grade G	Grade H	Grade I	Grade J	Grade K	Grade L Leather	Grade M Leather	TB133 add to list price	Moisture Barrier add to list price
	Three Seat Unit (Open Arm) <ul style="list-style-type: none">Non-contrast C.O.M = 4.5 yd1 = Back (Fabric Contrast 1) C.O.M. = 2.75 yd2 = Seat (Fabric Contrast 2) C.O.M. = 2 yd	Non-contrast	SOCCC/NC	□□□□	□□□□		□□□	□□□	□□□	□□□	95.0#	\$ 4155	\$ 4192	\$ 4267	\$ 4351	\$ 4407	\$ 4521	\$ 4631	\$ 4776	\$ 5057	\$ 5339	\$ 5625	\$ 6187	\$ 600	\$ 463
		Contrast	SOCCC/FC	□□□□	□□□□	□□□□	□□□	□□□	□□□	□□□	95.0#	4295	4340	4408	4495	4550	4664	4776	4920	5199	5483	5766	6330	600	463
SOMS																									
	Three Seat Unit (Closed Arm) <ul style="list-style-type: none">Non-contrast C.O.M = 4.5 yd1 = Back and arms (Fabric Contrast 1) C.O.M. = 4.5 yd2 = Seat (Fabric Contrast 2) C.O.M. = 2 yd	Non-contrast	SPCCC/NC	□□□□	□□□□		□□□	□□□	□□□	□□□	96.0#	\$ 4510	\$ 4573	\$ 4678	\$ 4816	\$ 4892	\$ 5062	\$ 5232	\$ 5442	\$ 5866	\$ 6293	\$ 6713	\$ 7562	\$ 916	\$ 463
		Contrast	SPCCC/FC	□□□□	□□□□	□□□□	□□□	□□□	□□□	□□□	96.0#	4653	4714	4821	4960	5034	5204	5374	5585	6009	6433	6856	7699	916	463
SOMS																									
			A	B	C	D	E	F	G	H															

HOW TO ORDER

- Indicate the following information on order form:
- Quantity of each item.
 - Model number, including options. See “How To Build a Model Number”.
 - Any special service required.

Note:

- The □ indicates that a choice is required.
- The absence of the □ indicates that no choice is required.
- Alpha-numeric characters in place of □ indicate that no other alternatives are available.

HOW TO BUILD A MODEL NUMBER

- A**Select basic model.
- B**Select table connection.
- | | |
|-------------|-----------------------------------|
| NT | - No connecting table |
| LT | - Left facing table connectors |
| RT | - Right facing table connectors |
| LTRT | - Left and Right table connectors |
- Left connector = right side when seated.
Right connector = left side when seated.
- C**Select non-contrast or fabric contrast 1.
Refer to [ki.com/fabrics](#)
- D**Select fabric contrast 2.
Refer to [ki.com/fabrics](#)
- E**Select wood finish color.
Refer to the **Product Color Options** page in this price list.
For Kensington Maple add upcharge.
- F**Select armcaps.
- | | |
|------------|-----------------------|
| WAC | - Wood armcaps (pair) |
|------------|-----------------------|

- | | |
|------------|---|
| PAC | - Black poly; add \$352
Upcharge for four armcaps. |
|------------|---|
- G**Select fire code.
- | | |
|------------|-----------------------------|
| NFR | - Compliance to TB 117-2013 |
| FR | - Compliance to TB 133 |
- See pricing column for TB133 upcharge.
- H**Select moisture barrier.
- | | |
|------------|-----------------------|
| NMB | - No moisture barrier |
| MB | - Moisture barrier |
- See pricing column for moisture barrier upcharge.

KENSINGTON MAPLE UPCHARGE

Kensington Maple requires extended leadtimes.	
Model	
SOC/NC	\$61
SOC/FC	\$61
SOCC/NC	\$114
SOCC/FC	\$114
SOCCC/NC	\$152
SOCCC/FC	\$152
SPC/NC	\$61
SPC/FC	\$61
SPCC/NC	\$106
SPCC/FC	\$106
SPCCC/NC	\$84
SPCCC/FC	\$84

INFORMATION

- C.O.M. and C.O.L. Requirements**
C.O.M. yardage requirements listed above are based on plain goods 54” wide. If less than 54” wide or fabrics requiring matching (stripes, plaids, prints, large patterns), additional yardage will be needed. Consult C.O.M. matrix for additional yardage needed. For C.O.M. fabric sent to KI-High Point on multiple rolls, add an additional yard of fabric per roll to the yardage requirements.
- C.O.L. Requirements**
Figure 18 sq. ft. of leather (C.O.L.) for each yard shown (i.e., 4.75 x 18 = 85.5 sq ft).

Contrasting Upholstery
When contrasting fabric is chosen, price at highest in-grade.

Minimum Fabric/Leather Quantity
Minimum order for fabric is 1 yard. Minimum order for leather is 1 hide (approximately 50 sq. ft).

California TB133 Fire Safety Code
For California Technical Bulletin 133 compliant models, a Product Modification Request is required. Contact Customer Service for details.

Construction
Frame constructed of kiln-dried lumber and laminated hardwood plywood. Exposed wood components finished with catalyzed varnish (specify finish when ordering). Tight seats and backs sprung with stretch strap webbing stapled into position. Multiple densities of polyurethane foam covered with a layer of .75 super soft foam. Seats, backs and arms are field replaceable.

Note:
For replacement components on Multiple Seating, use Guest Chair replacement parts.

SPECIAL SERVICES
Special Carton Marking
With specially marked information N/C

Shipping
Ships **assembled, FOB High Point, NC 27263, freight prepaid.** Freight class 175

Specifications and prices are subject to change without prior notice.



		MODEL NUMBER																					
		Basic Model	Non-Contrast or Fabric Contrast 1	Wood Finish	Arm Cap	Fire Code	Moisture Barrier																
MODEL								Approx. Packaged Weight	Delivered Pricing	Grade C.O.M.	Grade C	Grade D	Grade E & C.O.L.	Grade F	Grade G	Grade H	Grade I	Grade J	Grade K	Grade L Leather	Grade M Leather	TB133 add to list price	Moisture Barrier add to list price
SORP	Chair Replacement Back • Non-contrast C.O.M = 1.25 yd	SMS-BK	□□□			□□□	□□□	0.0#	N/A	\$ 681	\$ 695	\$ 714	\$ 740	\$ 754	\$ 785	\$ 818	\$ 856	\$ 933	\$ 1010	\$ 1092	\$ 1248	\$ 159	\$ 150
SORP	Chair Replacement Seat • Non-contrast C.O.M = 1 yd	SMS-ST	□□□			□□□	□□□	0.0#	N/A	\$ 728	\$ 739	\$ 752	\$ 772	\$ 784	\$ 810	\$ 836	\$ 863	\$ 929	\$ 992	\$ 1055	\$ 1184	\$ 146	\$ 144
SORP	Chair Replacement Arm (Open Arm)	SMS-OA/LF		□□□□□□□	□□□			0.0#	\$ 425													N/A	N/A
		SMS-OA/RF		□□□□□□□	□□□			0.0#	425													N/A	N/A
SORP	Chair Replacement Arm (Closed Arm) • Non-contrast C.O.M = 1 yd	SMS-CA/LF	□□□	□□□□□□□	□□□	□□□	□□□	0.0#	N/A	\$ 639	\$ 650	\$ 668	\$ 682	\$ 697	\$ 724	\$ 748	\$ 779	\$ 843	\$ 907	\$ 968	\$ 1094	\$ 101	\$ 96
		SMS-CA/RF	□□□	□□□□□□□	□□□	□□□	□□□	0.0#	N/A	639	650	668	682	697	724	748	779	843	907	968	1094	101	96
SORP	Chair Replacement Arm (Armless) • Non-contrast C.O.M = 1.75 yd	SMS-AL	□□□	□□□□□□□		□□□	□□□	0.0#	N/A	\$ 626	\$ 640	\$ 670	\$ 701	\$ 725	\$ 770	\$ 813	\$ 867	\$ 977	\$ 1086	\$ 1196	\$ 1417	\$ 101	\$ 101
SORP	Chair Replacement Armcaps, Wood	SMS-AC		□□□□□□□				0.0#	\$ 339													N/A	N/A

A

B

C

D

E

F

HOW TO ORDER

- Indicate the following information on order form:
- Quantity of each item.
 - Model number, including options. See “How To Build a Model Number”.
 - Any special service required.

Note:

- The □ indicates that a choice is required.
- The absence of the □ indicates that no choice is required.
- Alpha-numeric characters in place of □ indicate that no other alternatives are available.

HOW TO BUILD A MODEL NUMBER

upcharge.

- A**Select basic model.
- B**Select non-contrast or fabric contrast 1. Refer to [ki.com/fabrics](#)
- C**Select wood finish color. Refer to the **Product Color Options** page in this price list.
- D**Select armcaps.

WAC

- Wood armcaps (pair)

PAC

- Black poly; add \$177

Upcharge for two armcaps.
- E**Select fire code.

NFR

- Compliance to TB 117-2013

FR

- Compliance to TB 133

See pricing column for TB133 upcharge.
- F**Select moisture barrier.

NMB

- No moisture barrier

MB

- Moisture barrier

See pricing column for moisture barrier

KENSINGTON MAPLE UPCHARGE

Kensington Maple requires extended leadtimes.

Model	
SMS-OA	\$114
SMS-AC	\$152

UPHOLSTERY INFORMATION

- C.O.M. Requirements**
C.O.M. yardage requirements listed above are based on plain goods 54” wide. If less than 54” wide or fabrics requiring matching (stripes, plaids, prints, large patterns), additional yardage will be needed. Consult C.O.M. matrix for additional yardage needed. For C.O.M. fabric sent to KI-High Point on multple rolls, add an additional yard of fabric per roll to the yardage requirements.
- C.O.L. Requirements**
Figure 18 sq. ft. of leather (C.O.L.) for each yard shown (i.e, 4.75 x 18 = 85.5 sq. ft).

Contrasting Upholstery
When contrasting fabric is chosen, price at highest in-grade.

Minimum Fabric/Leather Quantity
Minimum order for fabric is 1 yard. Minimum order for leather is 1 hide (approximately 50 sq. ft).

Californina TB133 Fire Safety Code
For California Technical Bulletin 133 compliant models, a Product Modification Request is required. Contact Customer Service for details.

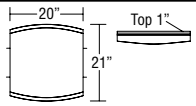
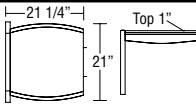
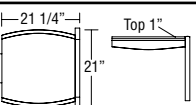
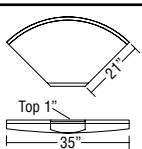
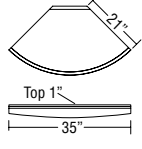
Construction
Frames are constructed of kiln-dried lumber and laminated hardwood plywood. Express wood components finished with catalyzed varnish (specify finish when ordering). Tight seats and backs sprung with stretch strap webbing stapled into position. Multiple densities of polyurethane foam covered with a layer of .75 super soft foam. Seats, backs and arms are field-replaceable.

SPECIAL SERVICES
Special Carton Marking
With specially marked information N/C

Shipping
Ships **assembled, FOB High Point, NC 27263, freight prepaid.** Freight class 175

Specifications and prices are subject to change without prior notice.



		MODEL NUMBER				
		Basic Model	Wood Finish	Laminate Color		
MODEL	Features				Approx. Packaged Weight	Delivered Pricing
 SLCT	Center Connection Table • 18" height	Laminate Top	ST.L	<input type="checkbox"/> <input type="checkbox"/> <input type="checkbox"/>	31.0#	\$ 906
		Wood Veneer Top	ST.V	<input type="checkbox"/> <input type="checkbox"/> <input type="checkbox"/>	31.0#	947
 SLCT	End Table-Left • 18" height	Laminate Top	ST.L.L	<input type="checkbox"/> <input type="checkbox"/> <input type="checkbox"/>	40.0#	\$ 1098
		Wood Veneer Top	ST.L.V	<input type="checkbox"/> <input type="checkbox"/> <input type="checkbox"/>	40.0#	1136
 SLCT	End Table-Right • 18" height	Laminate Top	ST.R.L	<input type="checkbox"/> <input type="checkbox"/> <input type="checkbox"/>	40.0#	\$ 1098
		Wood Veneer Top	ST.R.V	<input type="checkbox"/> <input type="checkbox"/> <input type="checkbox"/>	40.0#	1136
 SLCT	90 Degree Connector Table-Inside • 18" height	Laminate Top	ST90.I.L	<input type="checkbox"/> <input type="checkbox"/> <input type="checkbox"/>	26.0#	\$ 1249
		Wood Veneer Top	ST90.I.V	<input type="checkbox"/> <input type="checkbox"/> <input type="checkbox"/>	26.0#	1310
 SLCT	90 Degree Connector Table-Outside • 18" height	Laminate Top	ST90.O.L	<input type="checkbox"/> <input type="checkbox"/> <input type="checkbox"/>	26.0#	\$ 1249
		Wood Veneer Top	ST90.O.V	<input type="checkbox"/> <input type="checkbox"/> <input type="checkbox"/>	26.0#	1310
		A	B	C		

HOW TO ORDER

Indicate the following information on order form:

- Quantity of each item.
- Model number, including options. See “How To Build a Model Number”.
- Any special service required.

Note:

- The ☐ indicates that a choice is required.
- The absence of the ☐ indicates that no choice is required.
- Alpha-numeric characters in place of ☐ indicate that no other alternatives are available.

HOW TO BUILD A MODEL NUMBER

- A**Select basic model.
- B**Select wood finish color.
Refer to the **Product Color Options** page in this price list.
For Kensington Maple add upcharge.
- C**Select laminate color.
Refer to the **Product Color Options** page in this price list.

KENSINGTON MAPLE UPCHARGE

Kensington Maple Upcharge

Kensington Maple requires extended leadtimes.	
Model	
ST.L	\$59
ST.V	\$59
ST.L.L	\$84
ST.L.V	\$84
ST.R.L	\$84
ST.R.V	\$84
ST90.I.L	\$99
ST90.I.V	\$99
ST90.O.L	\$99
ST90.O.V	\$99

Construction

Constructed of kiln-dried hardwood and veneers.

SPECIAL SERVICES

Special Carton Marking

With specially marked information N/C

Shipping
Ships **assembled, FOB High Point, NC 27263, freight prepaid.** Freight class 175

Specifications and prices are subject to change without prior notice.



Soltice® (Contemporary)


Dimensions	
Overall width	24"
Overall depth	24"
Overall height	22"

FINISH INFORMATION

Color Match
KI offers the additional option of color matching paint, polypropylene, or wood stain through Product Modification Requests. Contact Service for details.

INFORMATION

Warranty
Refer to KI Terms & Conditions document or visit ki.com



Wood Finish - Core		Surface Finish - Laminate		Recommended Surface Colors - Laminate To Coordinate with Wood Finishes
Cherry Storm on Beech	BCX	Belair	LBQ	
Cinnamon on Beech	BCN	Biltmore Cherry	LBT	Cherry Storm (LCX) with Cherry Storm on Maple (BCX/MCX)
Cocoa on Beech	BCA	Black	LBK	Cocobala (LCC) with Cocoa on Beech (BCA)
Eclipse Black on Beech	BEB	Brighton Walnut	LBW	Kensington Maple (LKM) with Kensington Maple on Maple
Florence Walnut on Beech	BFC	Canyon Zephyr	LCA	(MMA)
Kensington Maple on Maple	MMA	Castle Oak	LCO	Monticello Maple (LMT) with Monticello Maple on Beech (BMT/
Monticello Maple on Beech	BMT	Casual Linen	LCU	MMT)
Natural on Beech	BNA	Cherry Storm	LCX	Windsor Mahogany (LWY) with Cinnamon on Beech (BCN)
River Cherry on Beech	BRY	Classic Linen	LCI	River Cherry (LRY) with River Cherry on Beech (BRY/MRY)
		Cloud Zephyr	LCL	
		Cocobala	LCC	The specifier must choose which laminate to coordinate with
		Crisp Linen	LRI	Natural on Beech (NATURAL).
		Desert Zephyr	LDZ	
		Dove Grey	LDG	
		Fired Steel	LIL	
		Flax Linen	LXF	
		Florence Walnut	LFC	
		Forged Steel	LOL	
		Friston Ash	LFH	
		Frosty White	LFW	
		Graphite Nebula	LGN	
		Grey	LGE	
		High Rise	LHE	
		Hollyberry	LHY	
		Irish Linen	LIH	
		Island	LID	
		Italian Silver Ash	LIT	
		Kensington Maple	LKM	
		Lapis Blue	LLB	
		Markerboard White	LMK	
		Misted Zephyr	LMR	
		Monticello Maple	LMT	
		Nickel Evolv	LNv	
		North Sea	LNA	
		Ocean	LON	
		Pearl Bisque	LPB	
		Pearl Silver	LPS	
		Pressed Linen	LPR	
		River Cherry	LRY	
		Rugged Linen	LRG	
		Satin Stainless	LSS	
		Shadow Zephyr	LSR	
		Silicon evolv	LSV	
		Sterling Ash	LAZ	
		Tailored Linen	LTL	
		Titanium evolv	LTV	
		White Nebula	LWL	
		White Sand	LWN	
		Windsor Mahogany	LWY	




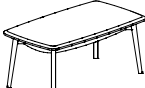
Finish Cards

View color swatches for items listed within this document.

- Paints
- Plastics/Poly
- Wood/Veneer
- Laminates
- Molded Edges
- Edge Styles
- Hard Plastics
- Glass

Certain options referenced may not be available on GSA Schedule.



				MODEL NUMBER					
				Basic Model	Wood Finish				
	MODEL	Features	D x W			Approx. Packaged Weight		Delivered Pricing	
	Rectangular End Table - Wood Veneer Top	18” Table Height	20 x 24”	8503	<input type="checkbox"/> <input type="checkbox"/> <input type="checkbox"/>	40.0#		\$ 1364	
SLFS									
	Rectangular End Table - Wood Veneer Top	22” Table Height	20 x 24”	8504	<input type="checkbox"/> <input type="checkbox"/> <input type="checkbox"/>	40.0#		\$ 1364	
SLFS									
	Square Lamp Table - Wood Veneer Top	22” Table Height	24 x 24”	8502	<input type="checkbox"/> <input type="checkbox"/> <input type="checkbox"/>	40.0#		\$ 1427	
SLFS									
	Rectangular Coffee Table - Wood Veneer Top	18” Table Height	24 x 42”	8501	<input type="checkbox"/> <input type="checkbox"/> <input type="checkbox"/>	50.0#		\$ 1688	
SLFS									
				A	B				

HOW TO ORDER

Indicate the following information on order form:

- Quantity of each item.
- Model number, including options. See “How To Build a Model Number”.
- Any special service required.

Note:

- The ☐ indicates that a choice is required.
- The absence of the ☐ indicates that no choice is required.
- Alpha-numeric characters in place of ☐ indicate that no other alternatives are available.

HOW TO BUILD A MODEL NUMBER

- A** Select basic model.
- B** Select wood finish color. Refer to the **Product Color Options** page in this price list. For Kensington Maple add upcharge.

KENSINGTON MAPLE UPCHARGE

Kensington Maple requires extended leadtimes.	
Model	
8501	\$173
8502	\$143
8503	\$128
8504	\$143
8505	\$156
8506	\$128
8507	\$120
8508	\$128

INFORMATION

Construction
Wood base of solid Beech hardwood with top of wood veneers, or solid wood edge with plastic laminate top.

SPECIAL SERVICES





Special Carton Marking

With specially marked information N/C

Shipping
Ships **assembled, FOB High Point, NC 27263, freight prepaid.** Freight class 175

Specifications and prices are subject to change without prior notice.



				MODEL NUMBER			
				Basic Model	Laminate Color		
	MODEL	Features	D x W	8507	<input type="checkbox"/> <input type="checkbox"/> <input type="checkbox"/>	40.0#	\$ 1255
		18" Table Height	20 x 24"				
SLFS							
	MODEL	Features	D x W	8508	<input type="checkbox"/> <input type="checkbox"/> <input type="checkbox"/>	40.0#	\$ 1255
		22" Table Height	20 x 24"				
SLFS							
	MODEL	Features	D x W	8506	<input type="checkbox"/> <input type="checkbox"/> <input type="checkbox"/>	40.0#	\$ 1286
		22" Table Height	24 x 24"				
SLFS							
	MODEL	Features	D x W	8505	<input type="checkbox"/> <input type="checkbox"/> <input type="checkbox"/>	50.0#	\$ 1528
		18" Table Height	24 x 42"				
SLFS							
				A	B		

HOW TO ORDER

Indicate the following information on order form:

- Quantity of each item.
- Model number, including options. See "How To Build a Model Number".
- Any special service required.

Note:

- The ☐ indicates that a choice is required.
- The absence of the ☐ indicates that no choice is required.
- Alpha-numeric characters in place of ☐ indicate that no other alternatives are available.

HOW TO BUILD A MODEL NUMBER

- A**Select basic model.
- B**Select laminate color. Refer to the **Product Color Options** page in this price list.

KENSINGTON MAPLE UPCHARGE

Kensington Maple requires extended leadtimes.	
Model	
8501	\$173
8502	\$143
8503	\$128
8504	\$143
8505	\$156
8506	\$128
8507	\$120
8508	\$128

INFORMATION

Construction
Wood base of solid Beech hardwood with top of wood veneers, or solid wood edge with plastic laminate top.

SPECIAL SERVICES

Special Carton Marking

With specially marked information N/C

Shipping
Ships **assembled, FOB High Point, NC 27263, freight prepaid.** Freight class 175

Specifications and prices are subject to change without prior notice.

1330 Bellevue Street
P.O. Box 8100
Green Bay, WI 54308-8100
800.424.2432
ki.com

KI and Furnishing Knowledge are registered
trademarks of Krueger International, Inc.

© 2020 Krueger International, Inc.
All Rights Reserved.
Code KI-PLW-000424/KI/PDF



Furnishing Knowledge®