

Stride

Take your environment further.



Allsteel®



THE WAY WE WORK HAS CHANGED.

Each of us has to connect, collaborate, be creative, and get more done in less time and in a smaller space. So we asked ourselves ...

What can we do to help people and businesses hit their stride?



It's time to question everything.

What do businesses need to be ready for change?

Can one furniture collection meet everyone's

How can furniture enhance teamwork?

Must people adjust to their furniture, or can furniture adjust to them?

Do twenty-somethings work the same as boomers with 20 years' experience?

Can we create a better work environment and protect the earth's environment?

Welcome to Stride.

Stride brings it all together in one complete collection of **surfaces**, **storage**, and **space division**.



For real people and real work.

We studied the differences and similarities of today's diverse workers. We considered their jobs and how they get things done. We acknowledged their need for personalization. Then we created an inspired collection of furniture to enhance the work experience for all of their unique and changing needs.

For businesses on the move.

Stride is as fluid as businesses need to be, growing, changing, and adapting quickly and easily. From supporting new ways of working and accommodating a downsize to moving from private offices and migrating to more collaboration. An integrated kit-of-parts makes everything possible from one cohesive collection.

For true sustainability.

To reach the highest environmental standards, Stride was designed and manufactured from the ground up to offer the most sustainable practices and materials at every step. But it's more than just being green. It's streamlining processes and making Stride more durable and more relevant, to be used in more ways, for more years.



SMART DESIGN. ADAPTABLE DESIGN.

SUSTAINABLE DESIGN. Great design.



Many places, people, and products inspired the design for Stride.

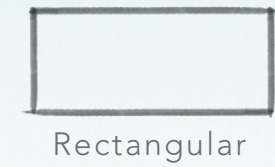
Throughout the product development process, we worked with designers around the country to find new ways to solve the toughest design challenges. We were inspired by the simplicity of form and minimization of lines most evident in residential design. And we were influenced by consumer products that have multi-purpose elements designed in.

This unique point of view allowed us to design significant functional differentiation into Stride, as well as provide the visual appeal of



Stride worksurfaces help the work flow.

A multitude of linear worksurface shapes allow people



Rectangular



Linear Taper



Linear Saddle



Linear J



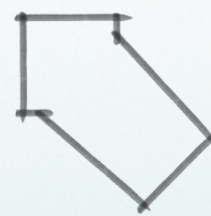
Linear Corner



Linear Corner Cove



Linear Boomerang

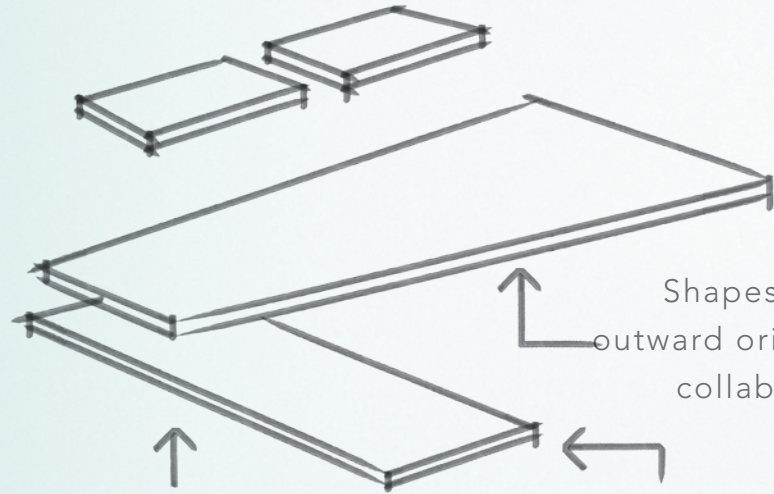


Linear Peninsula



Linear D-Shaped

Height adjustability accommodates the individual.



Layering supports different tasks and creates visual interest.

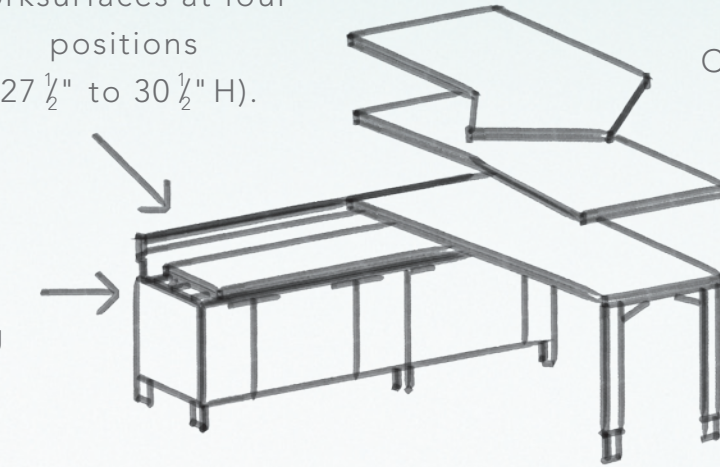
Material and edge choices provide design options.

Shapes support outward orientation and collaboration.

Worksurface Application Versatility

Credenza tops are specified separately to allow spanning of multiple credenzas.

Credenza rail supports worksurfaces at four positions (27 1/2" to 30 1/2" H).

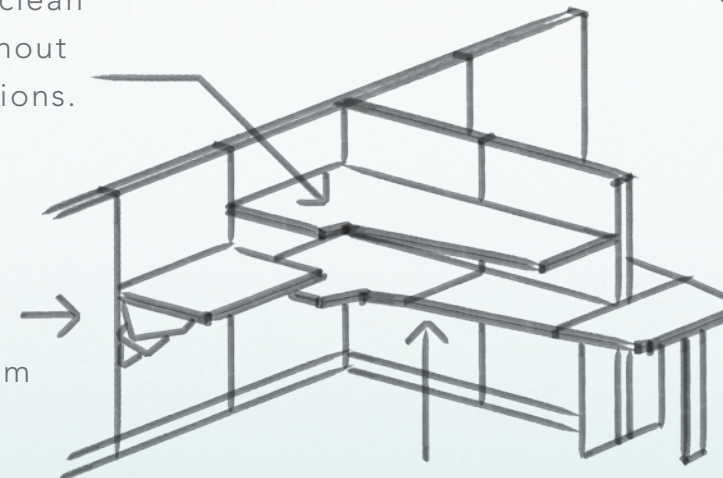


Corner credenza makes use of under-desk space.

Range of light-scale support options with height adjustability.

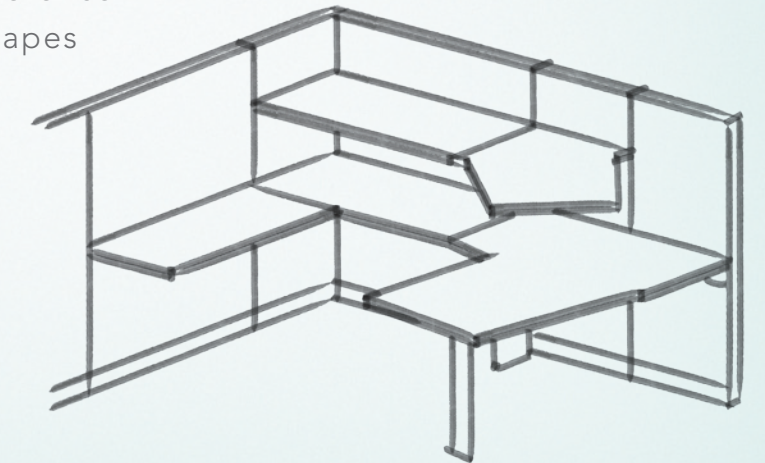
Create a clean look without interruptions.

Sit-to-stand surface adjusts as easily as a keyboard tray from 28 1/2" to 42 1/2" H.



Built-in flexibility with modular shapes.

Range of Conference Shapes



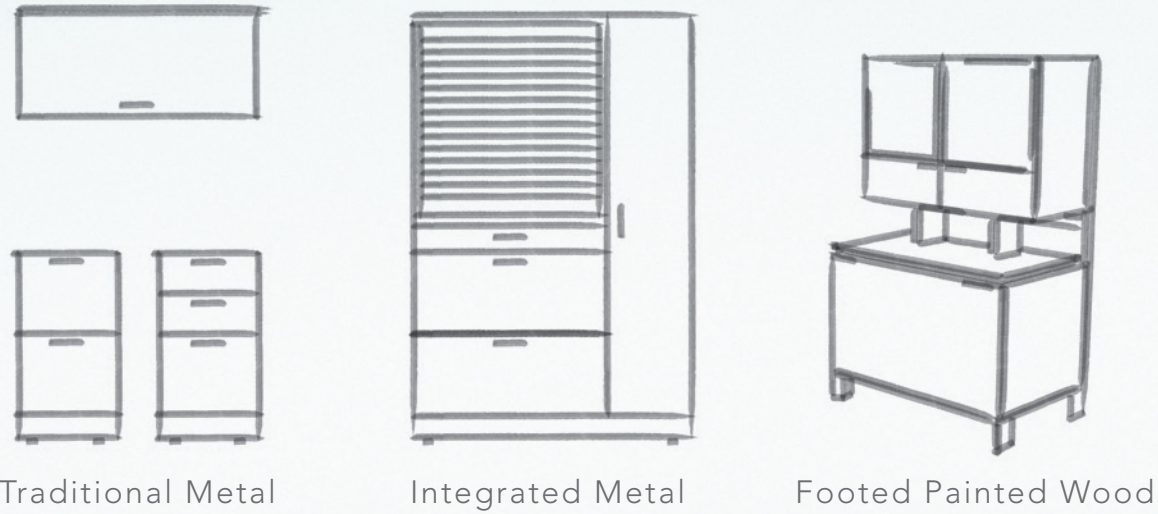
Fixed and height-adjustable supports:
Seated height from 26 1/2" to 32 1/2" H
Standing height from 37 1/2" to 43 1/2" H

Stride storage helps people organize and access information.

A variety of storage options in shapes and sizes reflect what needs to be close at hand or put away.

Range of Style Options

Veneer, painted, and Landscape™ surface fronts



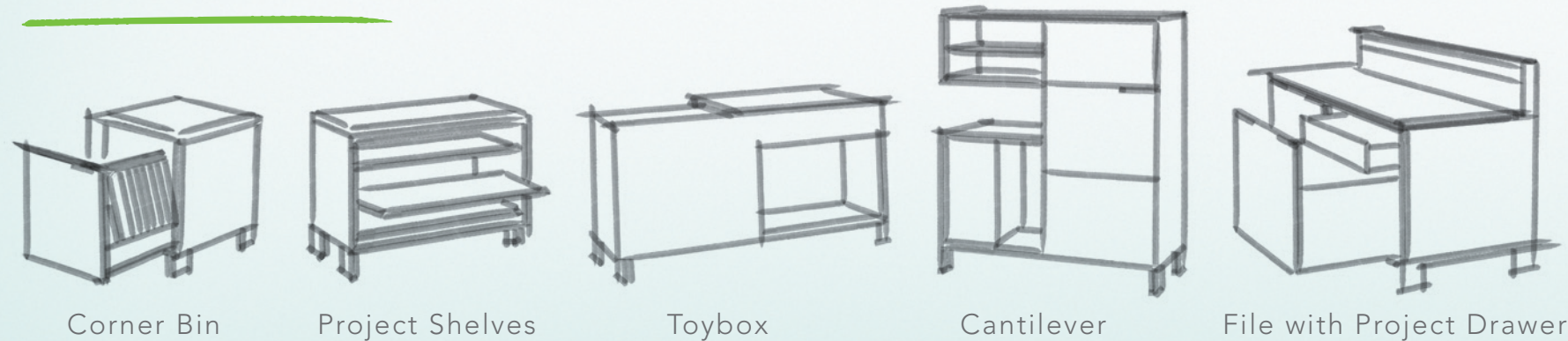
Traditional Metal

Integrated Metal

Footed Painted Wood

Unique Solutions

Support pilers and filers



Corner Bin

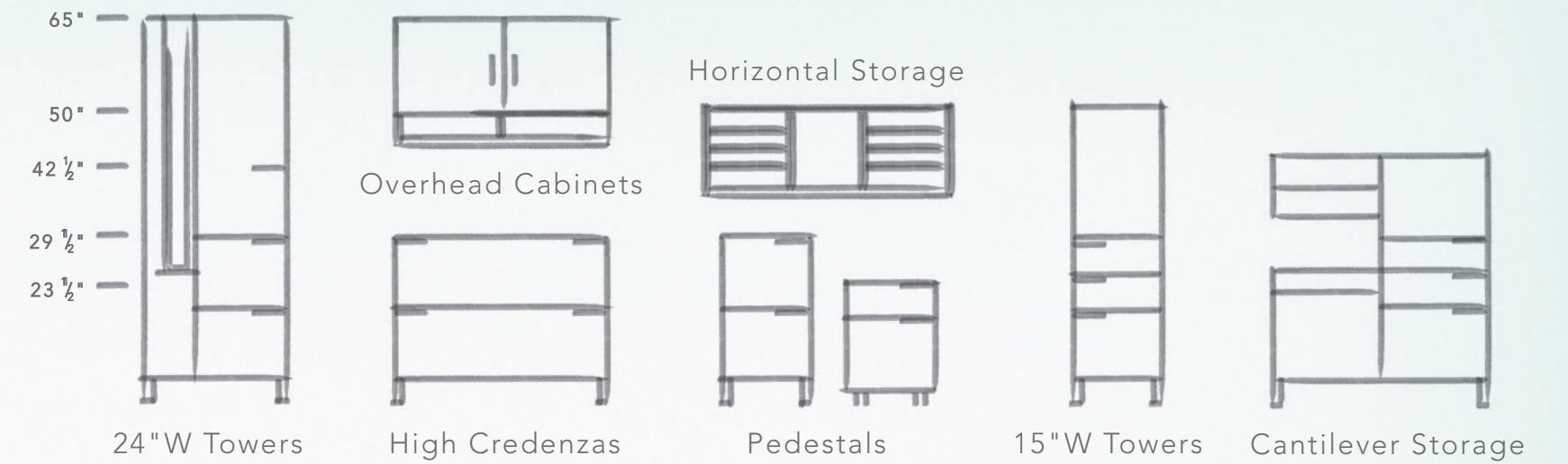
Project Shelves

Toybox

Cantilever

File with Project Drawer

Painted Wood Storage



24"W Towers


High Credenzas

Pedestals

15"W Towers

Cantilever Storage

Metal Storage



24"W Towers

2-High Lateral Files

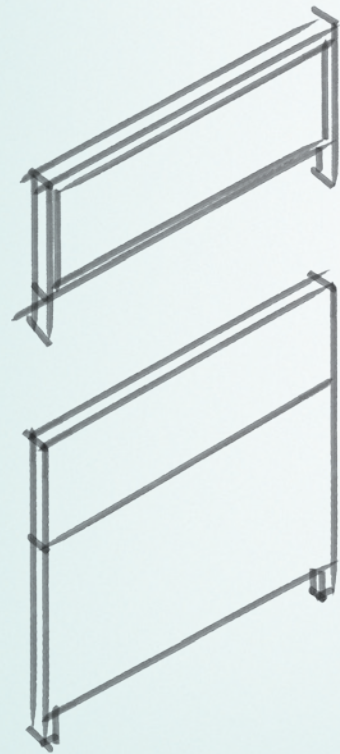
Pedestals

Reach® Storage


Stride delivers more and less separation.

A variety of options to fit different space division requirements,

Panels



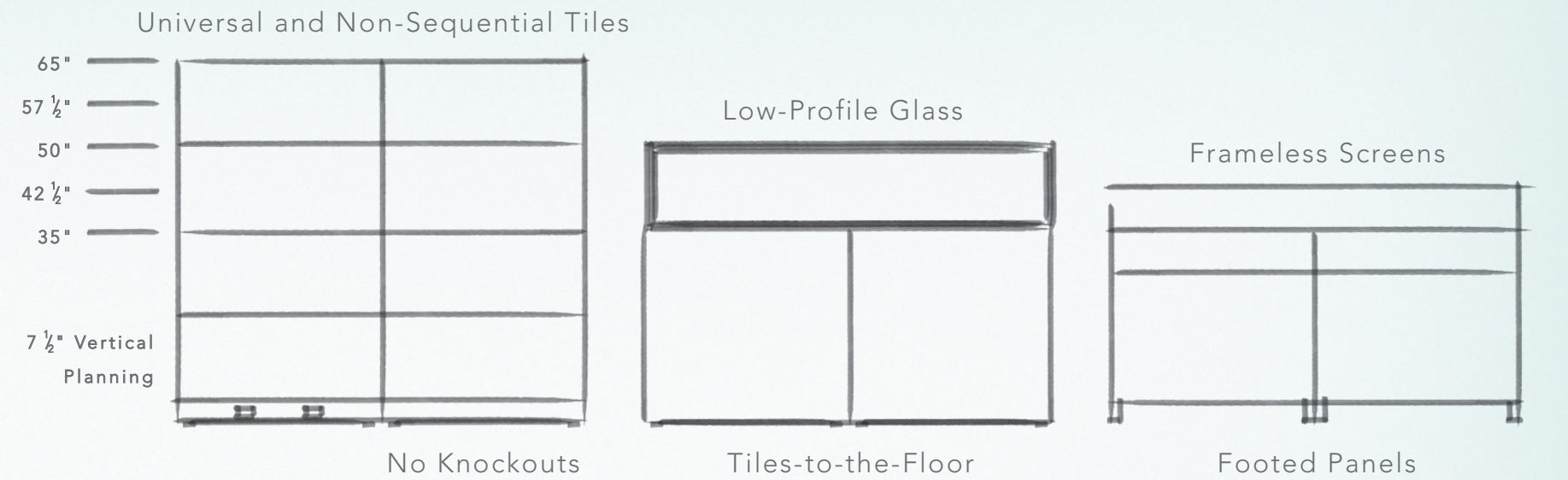
Storage



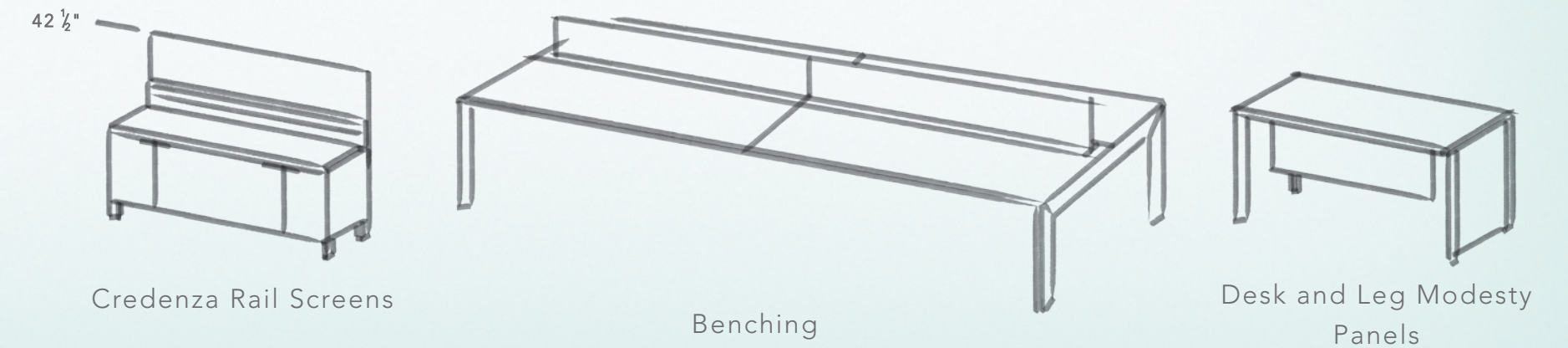
Screens



More Separation



Less Separation

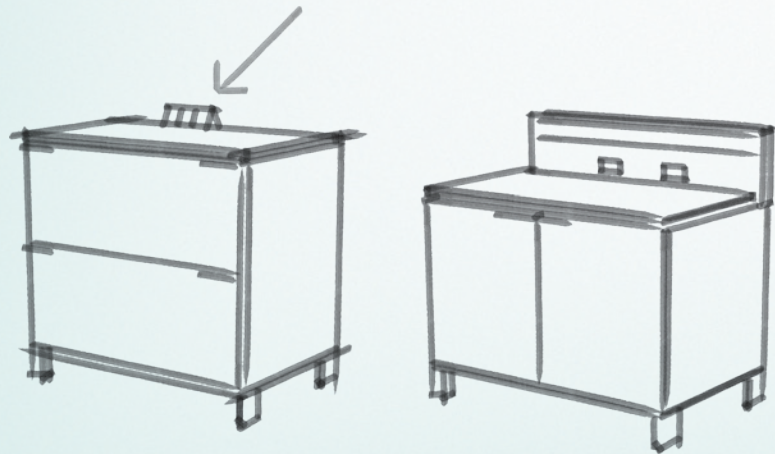


Technology Interface

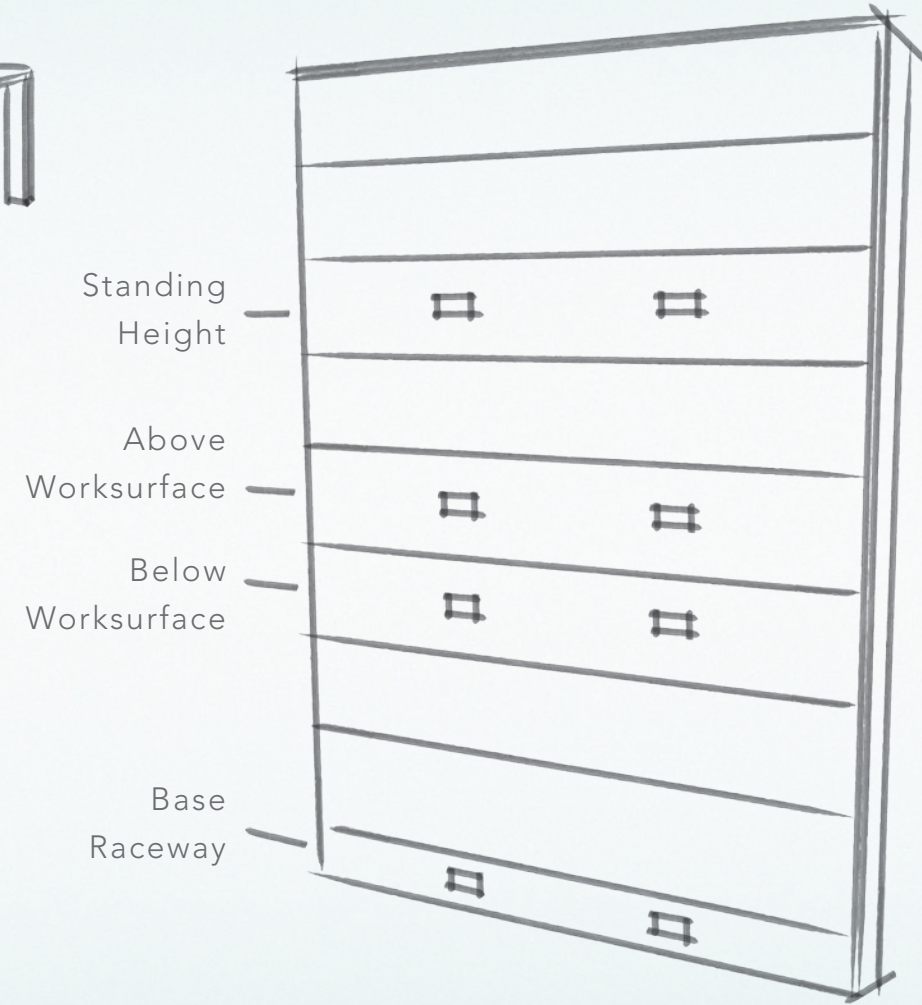


With Benching, power and data is discreetly hidden beneath hinged doors, yet easily accessible.

Worksurface power/data modules provide user access to technology.



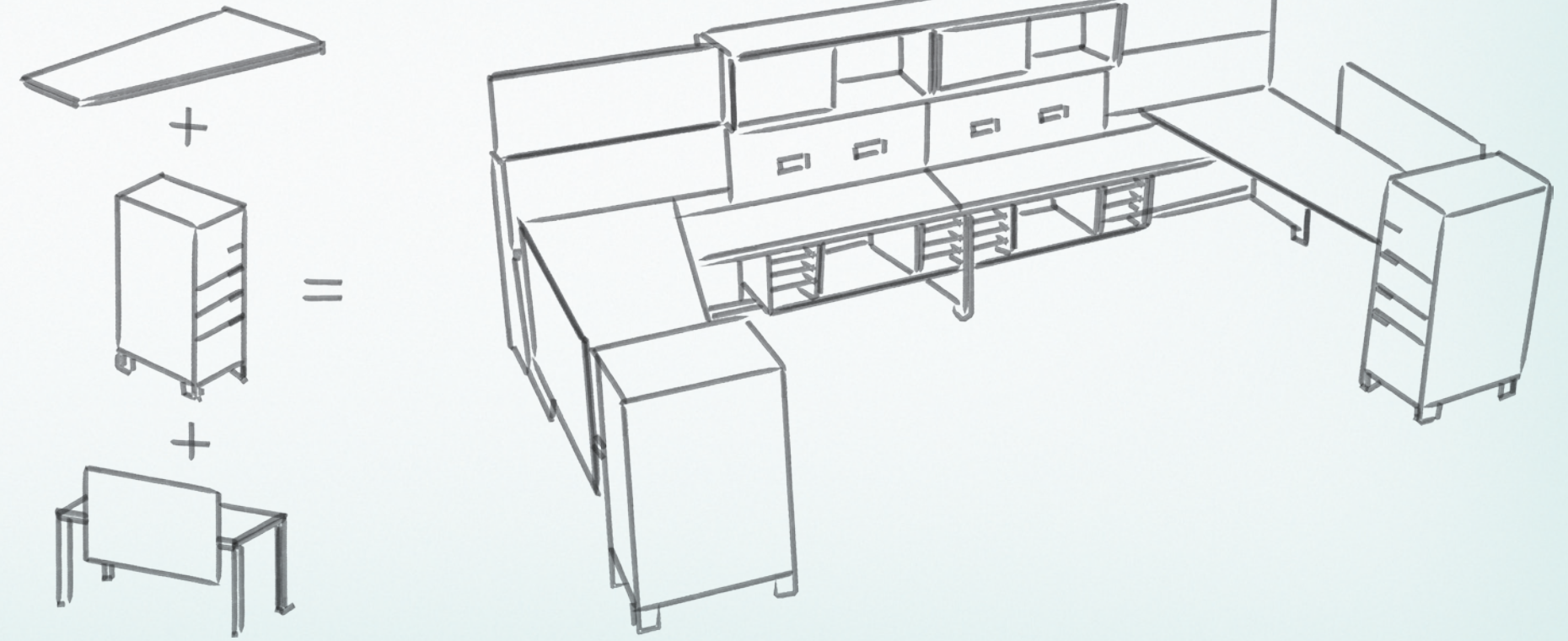
Electrical distribution every 15" high.
Power/data positioning every 7 1/2" high.



Uninterrupted power and data distribution through credenza rails.


Stride brings it all together.

Mix and match worksurfaces, storage, and space division for your own unique solution. Stride achieves a stunning degree of versatility and flexibility. The use of cohesive,



Stride. Inspired
by people at work.

There are millions of
workers out there.
Stride accommodates



Managers

Mobile Workers

Consultants

Account
Support

Technical
Specialists

Analysts

We've selected six
representative worker types
to demonstrate how Stride
can easily deliver a variety of
inspired solutions to fit each
individual's needs, workstyle,
and workspace requirements.

Do they collaborate or work
alone? Are they filers or pilers?
Are they heads-down or on
the go? Paper-focused or
technology-intensive? Side-by-
side or behind closed doors?

Worker Type: Manager

“I’m the maestro of the office, orchestrating work activities and setting strategic direction for the group.”

Worksurfaces

Needs space for laptop and printer, for spreading out paperwork, and for meeting with team members.

Storage

Stores a moderate amount of project files and binders as well as a coat and gym bag. Keeps many projects piled close by to keep them top of mind.

Space Division

Requires privacy as well as power/data/voice outlets to make plugging in and powering up as easy as possible.



Stride's visually appealing horizontal planes don't sacrifice vertical storage options, which include both open and enclosed spaces.



Height-adjustable primary work surface for high performance.

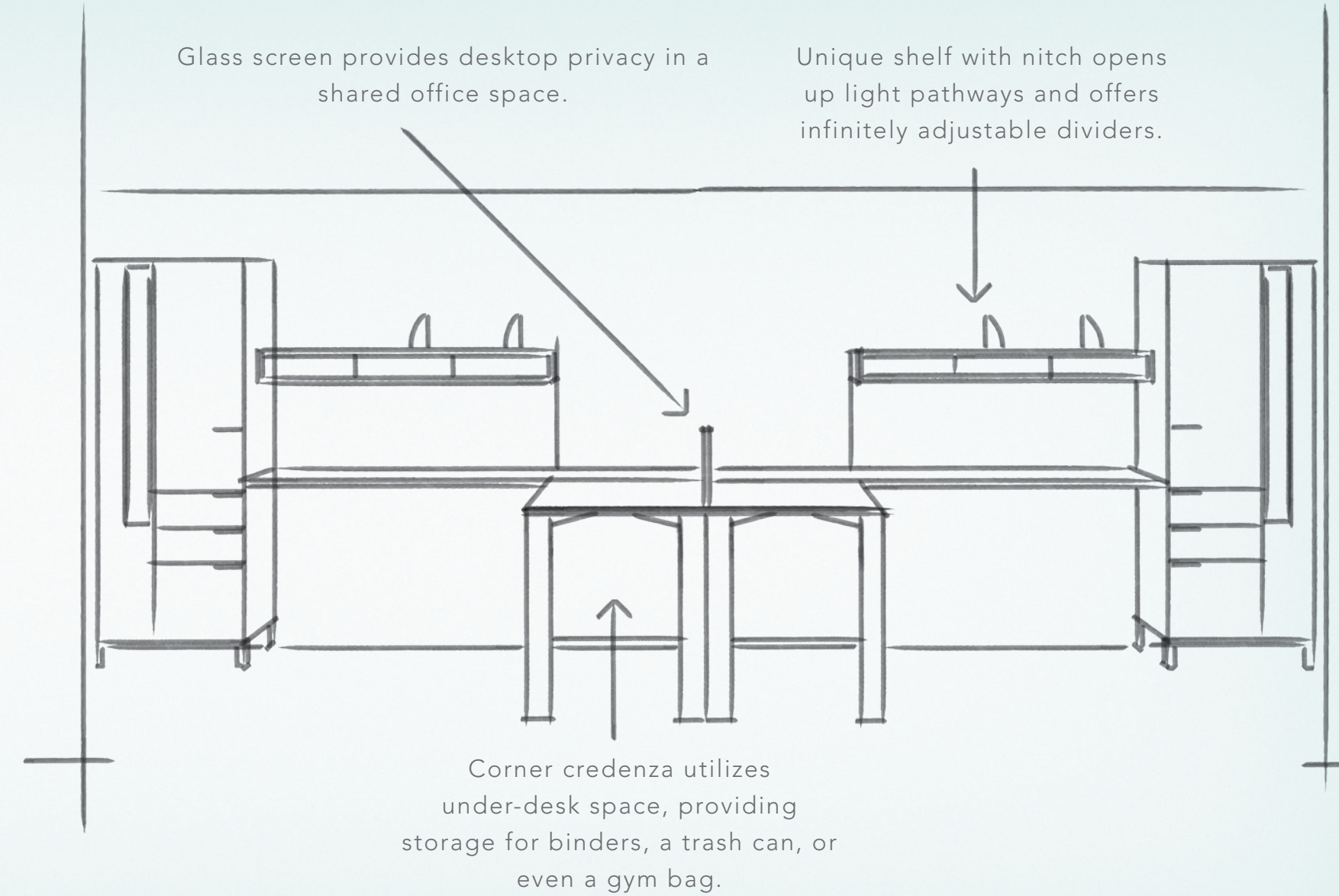
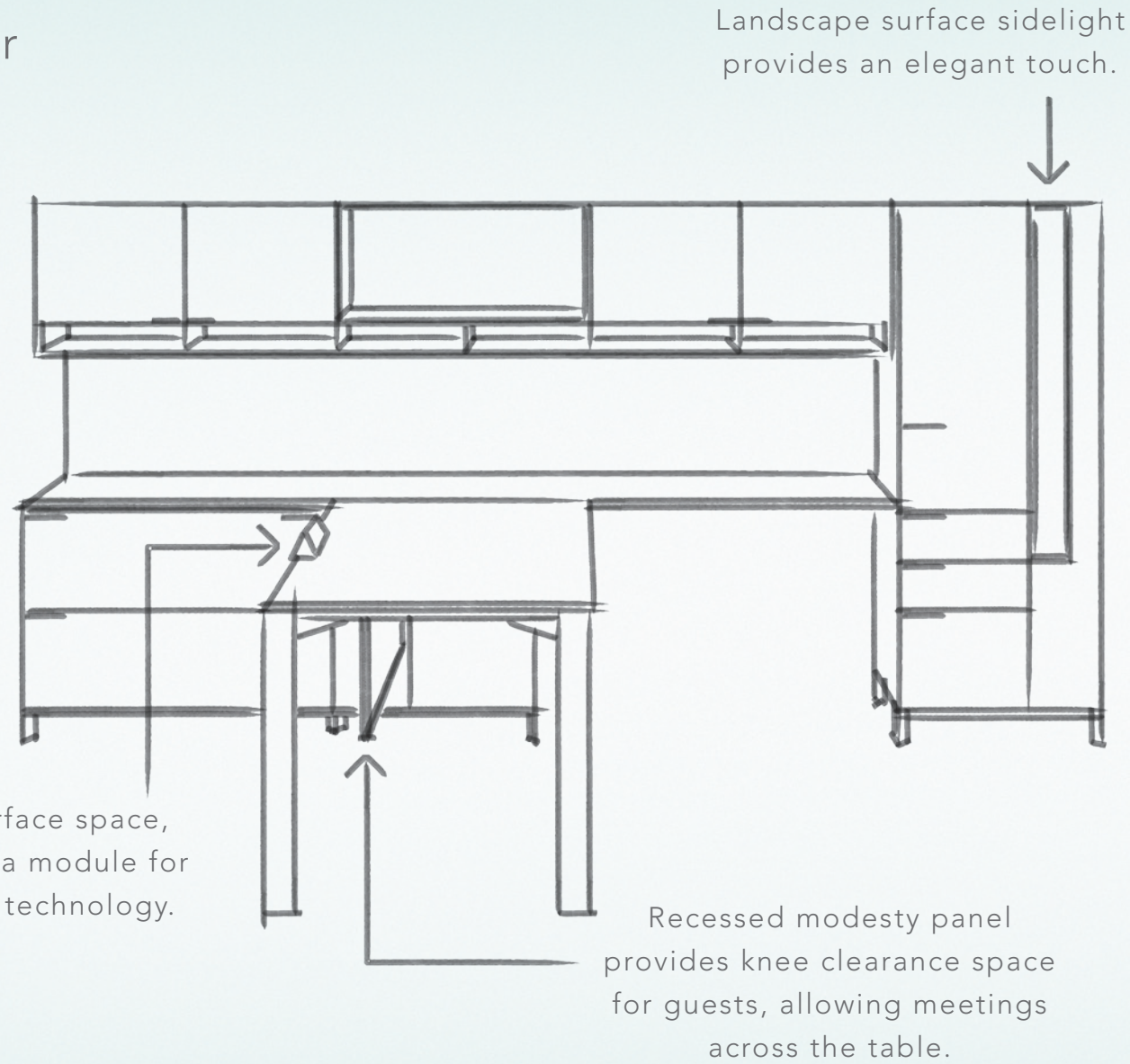
Mix of materials (painted wood, veneer, Landscape surfaces) and attention to detail create elegant aesthetics.



Wood is a renewable resource. Stride painted wood storage is constructed of MDF, which makes use of waste from the milling of trees into lumber.

Variations: Manager

All Stride wood components meet the California Air Resources Board requirements for emissions of formaldehyde from composite wood products.



More separation

Less separation



Worker Type: Mobile Worker

“I spend more time in my car than in my chair. I’m out chasing leads and closing the sale. When I stop by the office, it’s to get quick answers and touch base.”

Worksurfaces


Needs just enough space to go through a notebook or assemble a proposal for an appointment.

Storage

Doesn’t need much. Carries necessary information for the day and keeps the rest at home or in a departmental file.

Space Division

Minimal requirements. Uses a small conference room across the aisle to make private calls or hold a quick meeting.

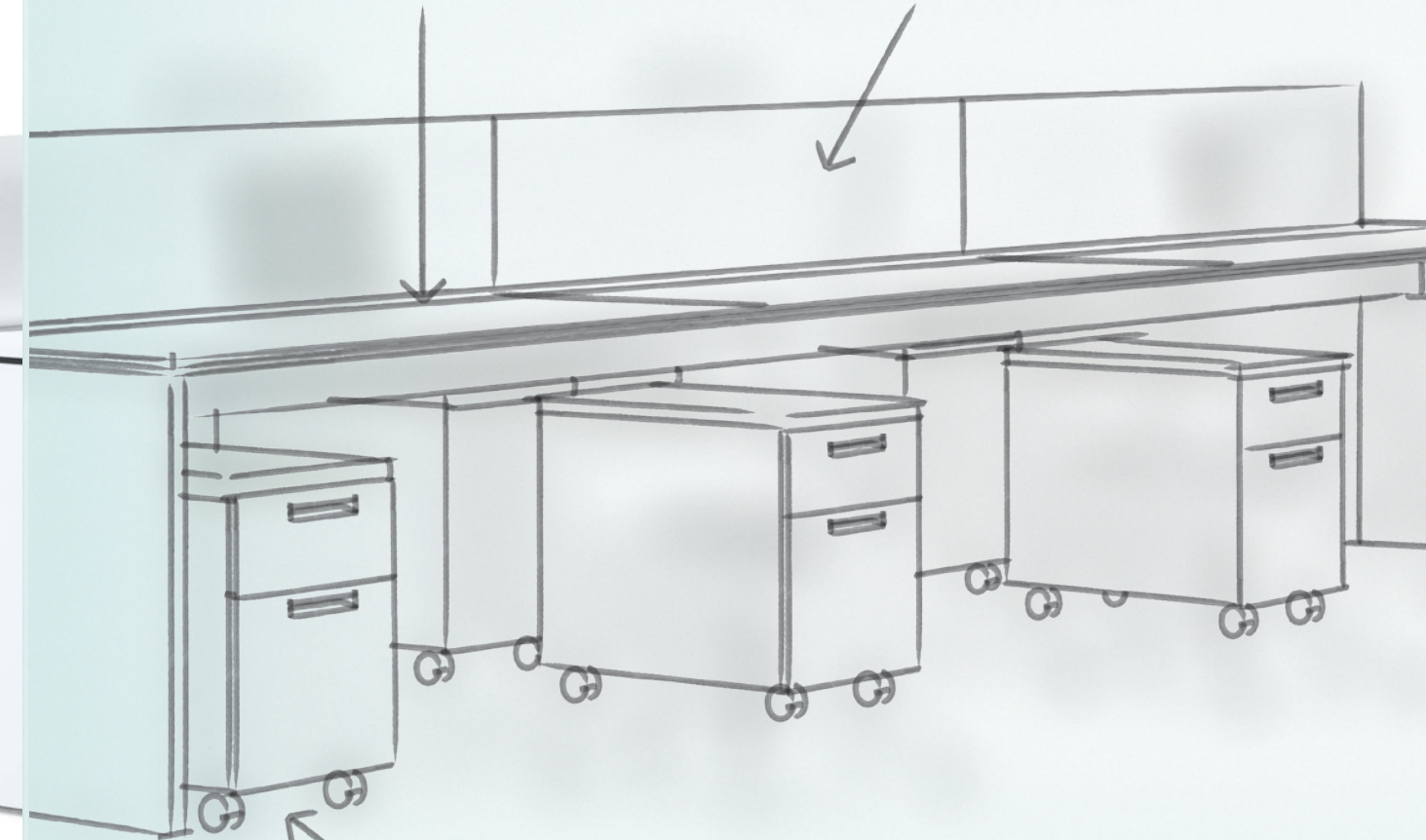
 Stride is built with durability and flexibility in mind, ensuring a long, useful life even as needs change.



↑ Main power runs up through the Bench leg for easy access and clean installation.

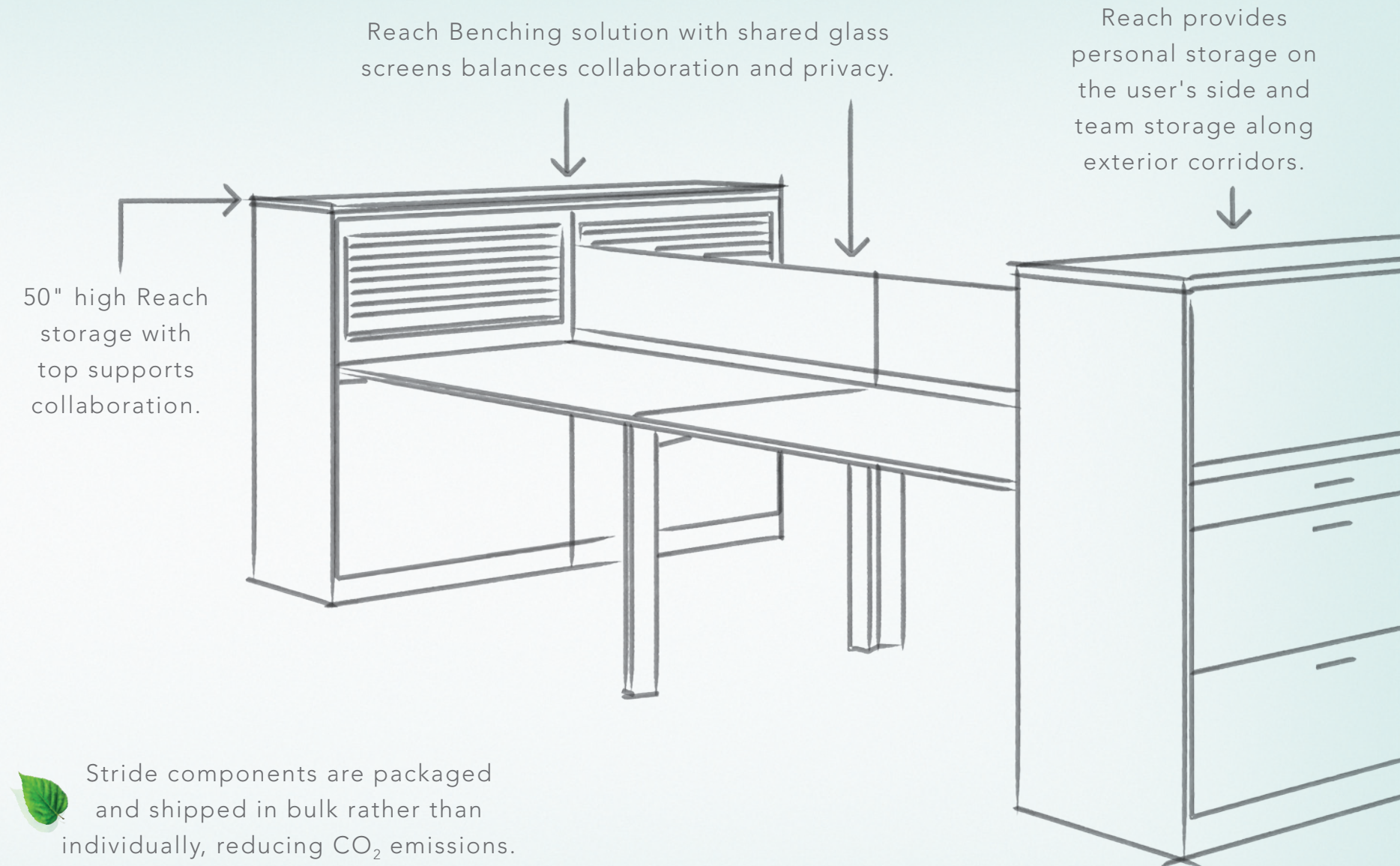
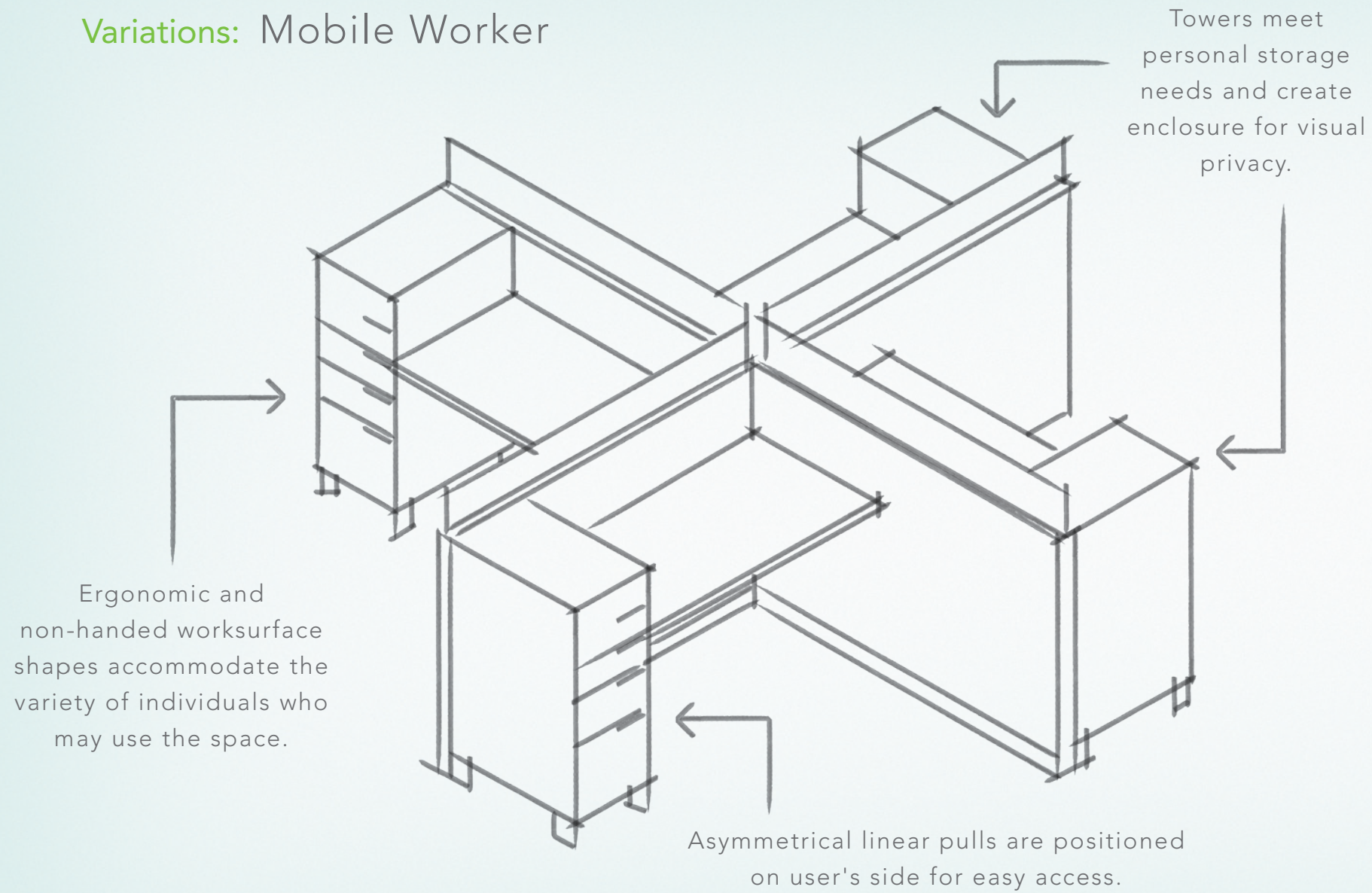
Power is easily accessible beneath hinged doors no matter where the user sits.

Center screen in frosted glass provides seated visual privacy.



↑ Mobile pedestals store files and support collaboration by offering additional seating.

Variations: Mobile Worker



More separation

Less separation



Worker Type: Consultant

“No new ideas? I couldn’t disagree more. I find inspiration everywhere, from brainstorming with colleagues to concentrating on solving the latest challenge.”

Worksurfaces

Needs workspace for keyboard and flat-screen monitor, and for reviewing materials or drawings. Also needs room for colleagues to sit side-by-side to review work on-screen.

Storage

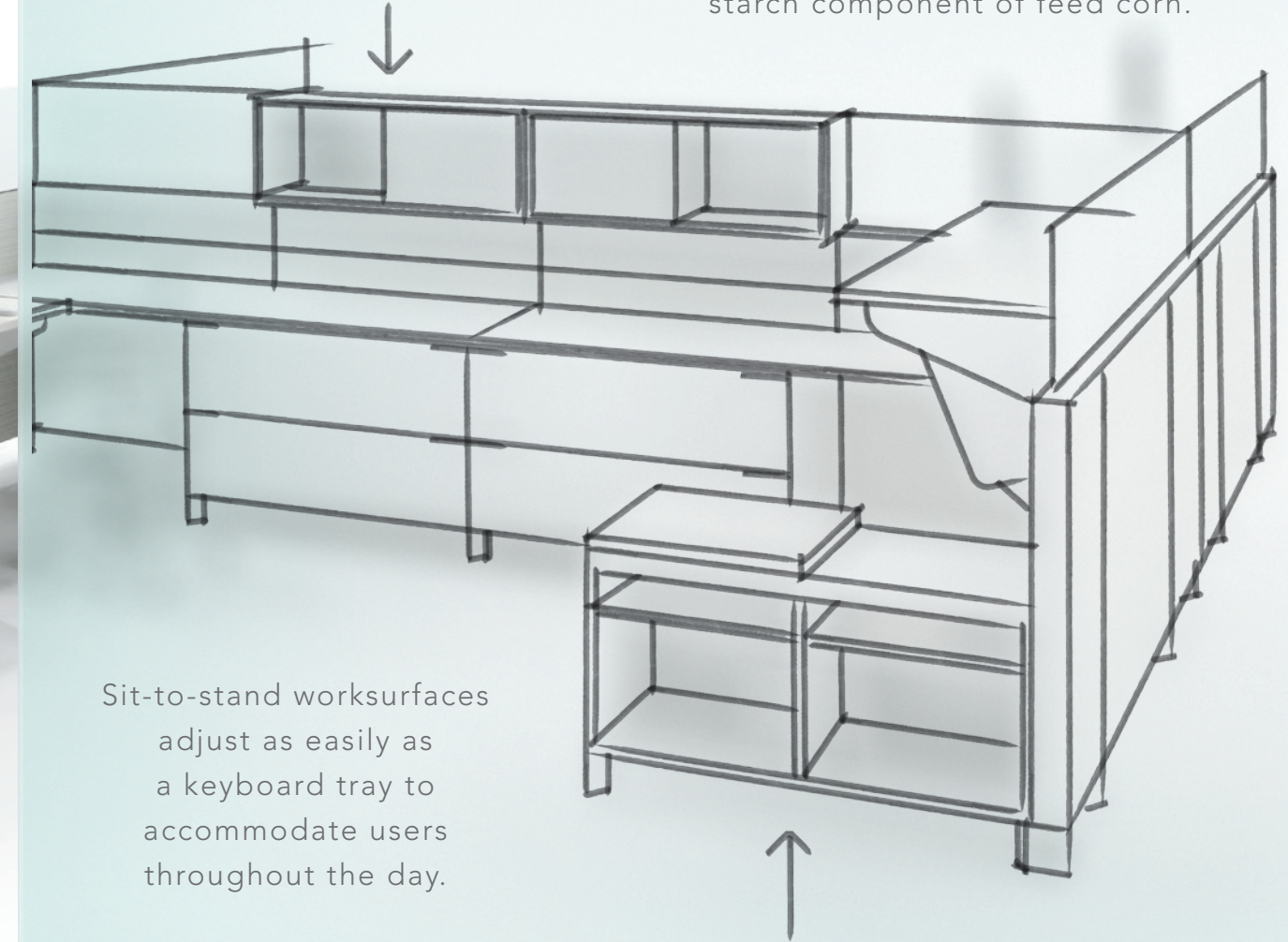
Requires a variety of storage options for project materials, binders and files, and for displaying projects.

Space Division

A balance is required. Needs to avoid distractions while remaining accessible for idea sharing.



Variety of personal storage supports each individual and unique workstyle.



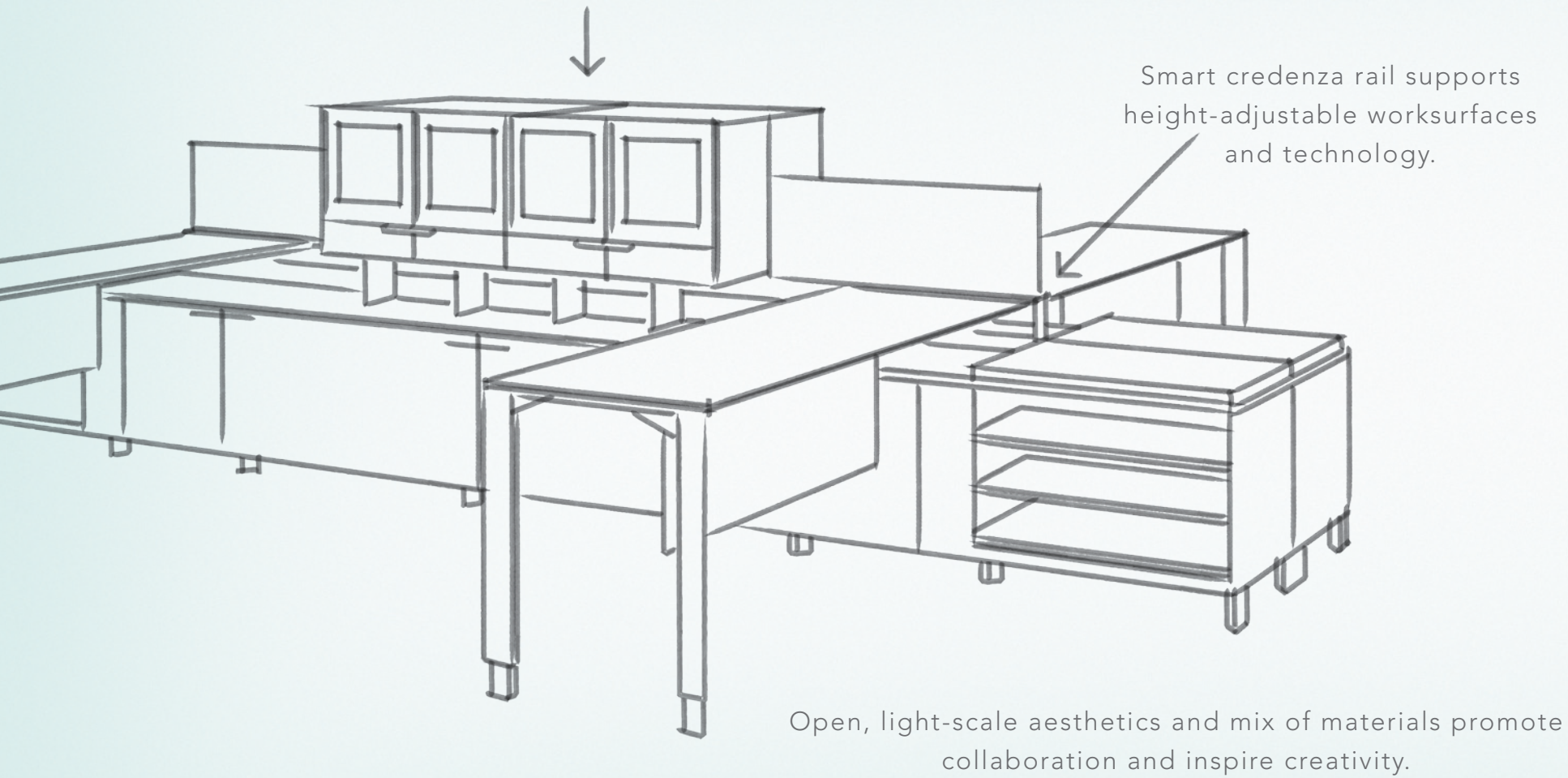
Sit-to-stand worksurfaces adjust as easily as a keyboard tray to accommodate users throughout the day.

Low credenzas with cushion tops create comfortable, residential design appeal and encourage impromptu interaction.

 Stride is available with Cradle to Cradle Certified™ panel fabrics, fabrics with up to 100% recycled content, and fabrics made from Polylactide Acid (PLA), a fiber produced from the starch component of feed corn.

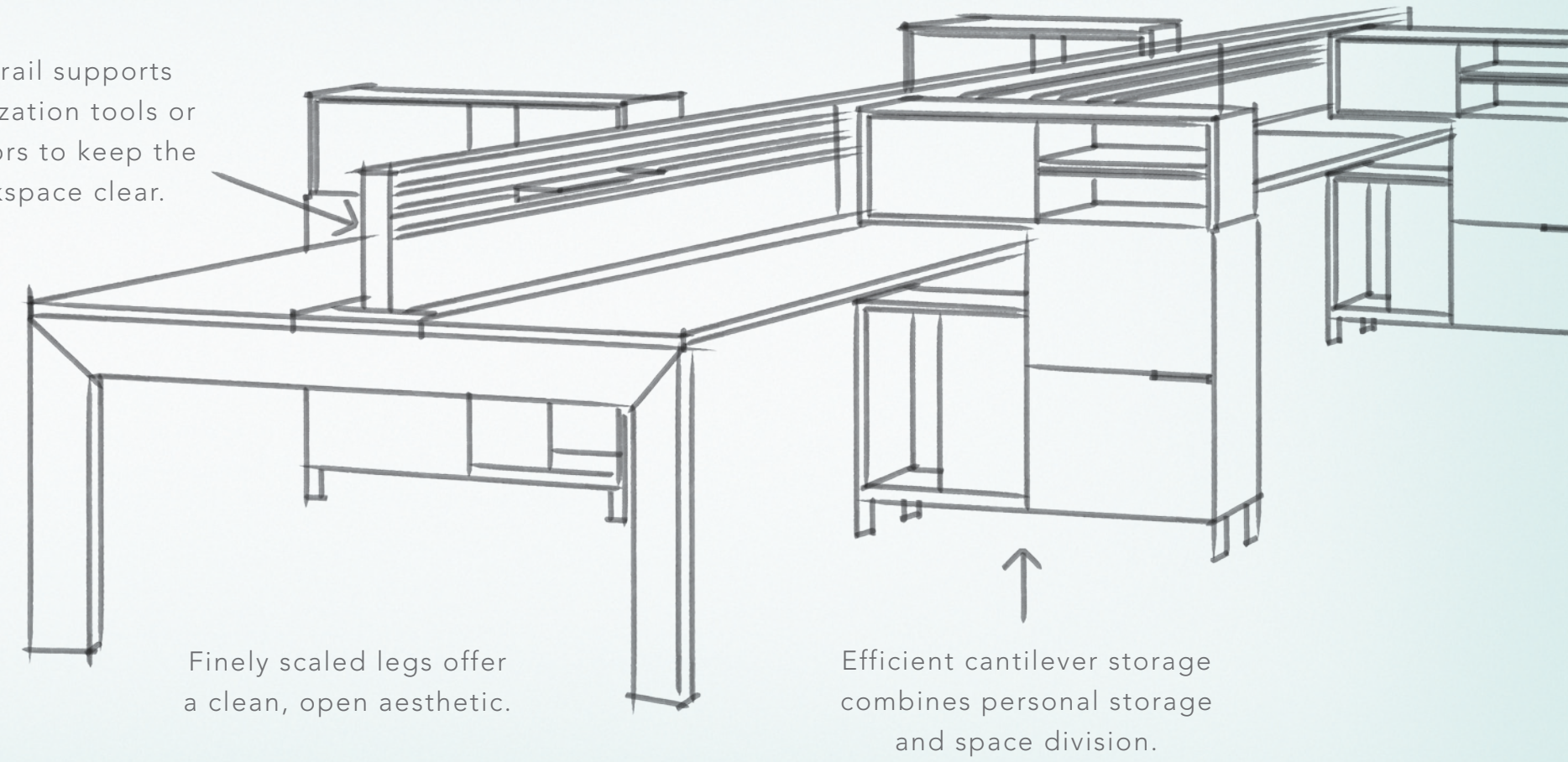
Variations: Consultant

Rail-mounted screens and perch overhead cabinets create desktop privacy and bring storage within easy reach.



Worksurfaces come standard with PVC-free edgebanding.

Tool rail supports organization tools or monitors to keep the workspace clear.



More separation

Less separation



Worker Type: Account Support

“I’m a people person, even though I interact more with customers than my office mates. I’m tied to my phone and my desk, so comfort is critical and ergonomics is a must.”

Worksurfaces


Minimal requirements, as almost everything necessary for reference is on the computer.

Storage

Requirements vary. Some reps use storage for reference binders or files, while others keep that information electronically. Personal storage space is a must.

Space Division

Needs some seated privacy and modest acoustical separation, with the ability to signal the supervisor for assistance.



50" high panels balance the need for privacy and natural light.

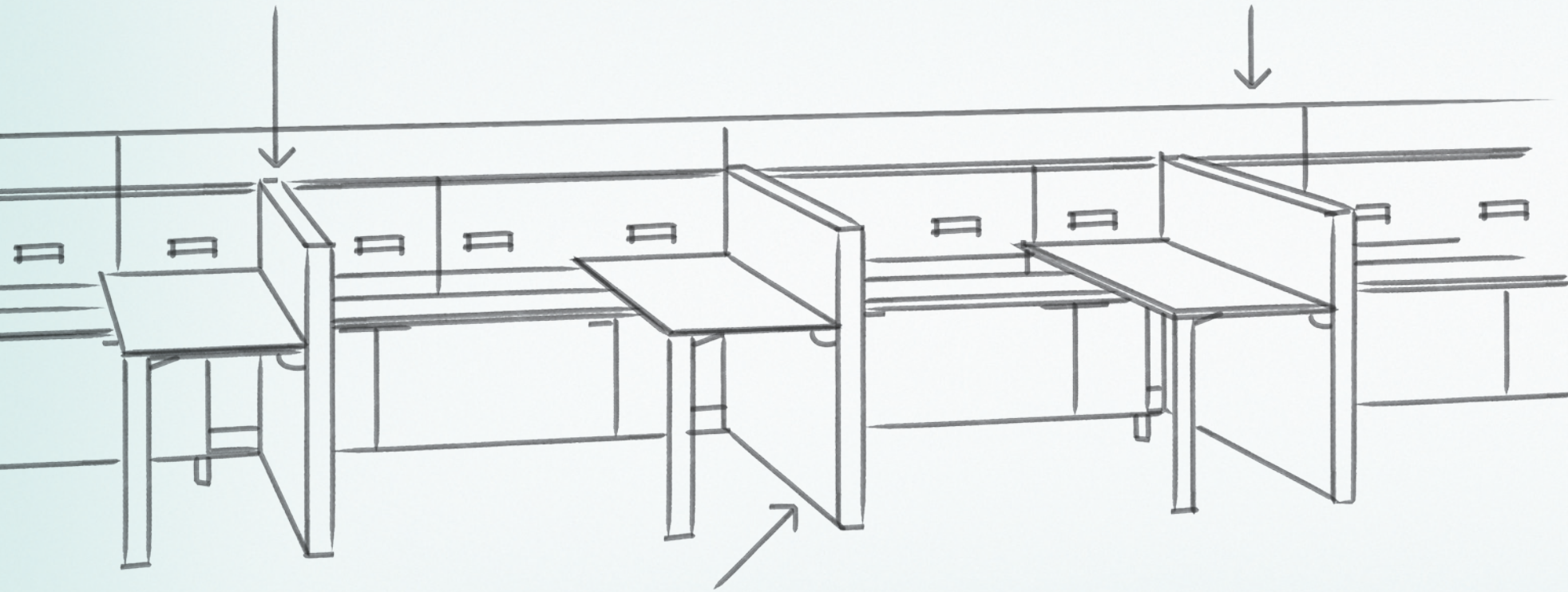
A typical Stride workstation is made of 30% pre-consumer and 16% post-consumer recycled content and is 97% recyclable.

Reach storage creates a functional and space-efficient worksetting.

Worksurfaces can be set at a range of heights (from sitting to standing), providing ergonomic support to each individual.

Variations: Account Support

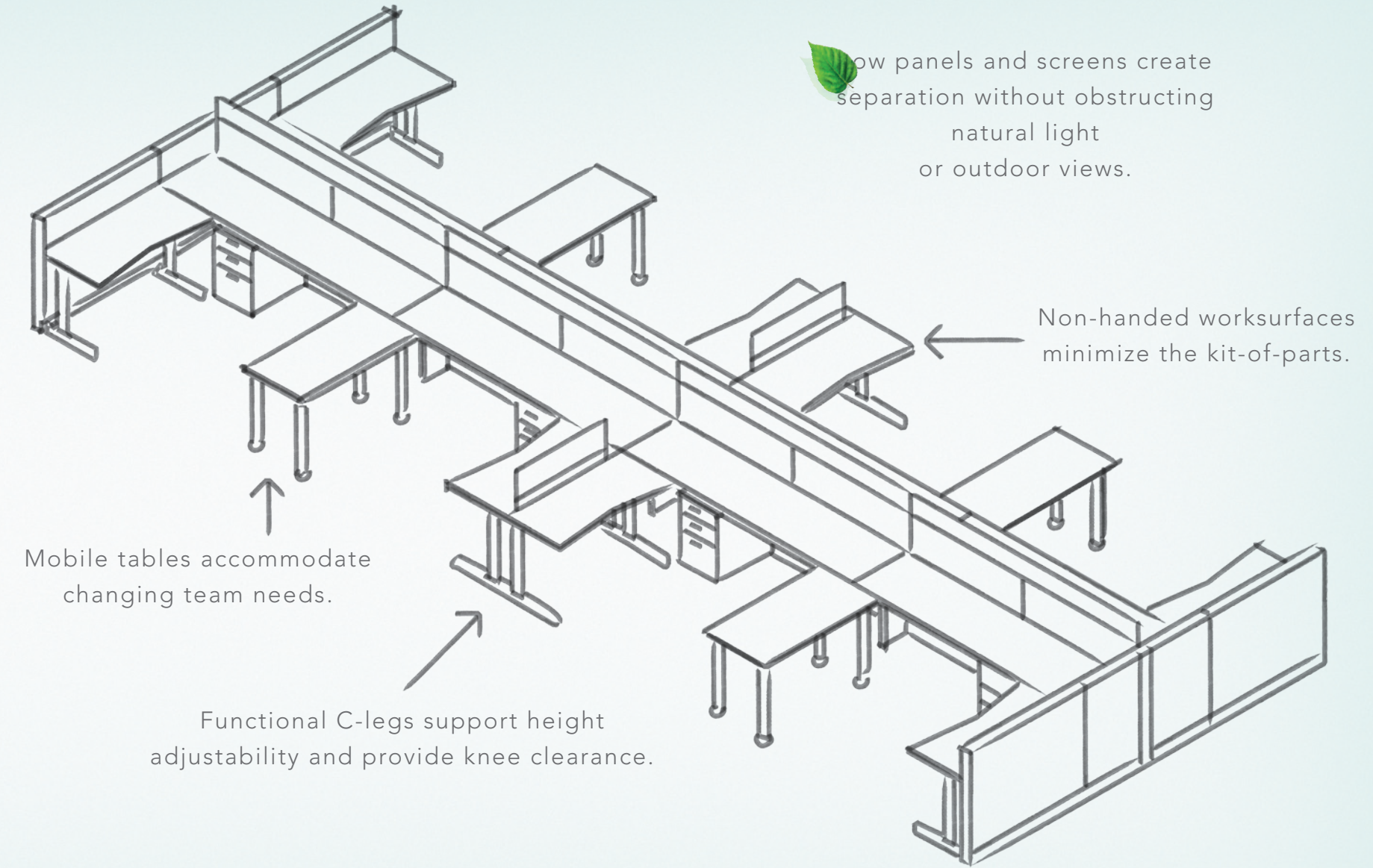
Rail-based off-modularity allows fluid movement of components and creates a dynamic work environment.



Tiles-to-the-floor create a clean aesthetic.

Frameless glass screens provide separation while allowing abundant natural light.

Desktop electrical provides easy access to technology.



Low panels and screens create separation without obstructing natural light or outdoor views.

Mobile tables accommodate changing team needs.

Functional C-legs support height adjustability and provide knee clearance.

Non-handed worksurfaces minimize the kit-of-parts.





Worker Type: Technical Specialist

“Technology makes it happen in my world. And because there’s something new coming out every minute, I need to be plugged into all the latest tools.”

Worksurfaces


Needs plenty of surface area for spreading out work, with easy access to connections for multiple computers, monitors, and devices.

Storage

Requires a variety of storage areas for reference manuals or specialty equipment.

Space Division

A moderate amount of privacy is important to prevent visual distraction.



Central spine houses technology and provides separation.

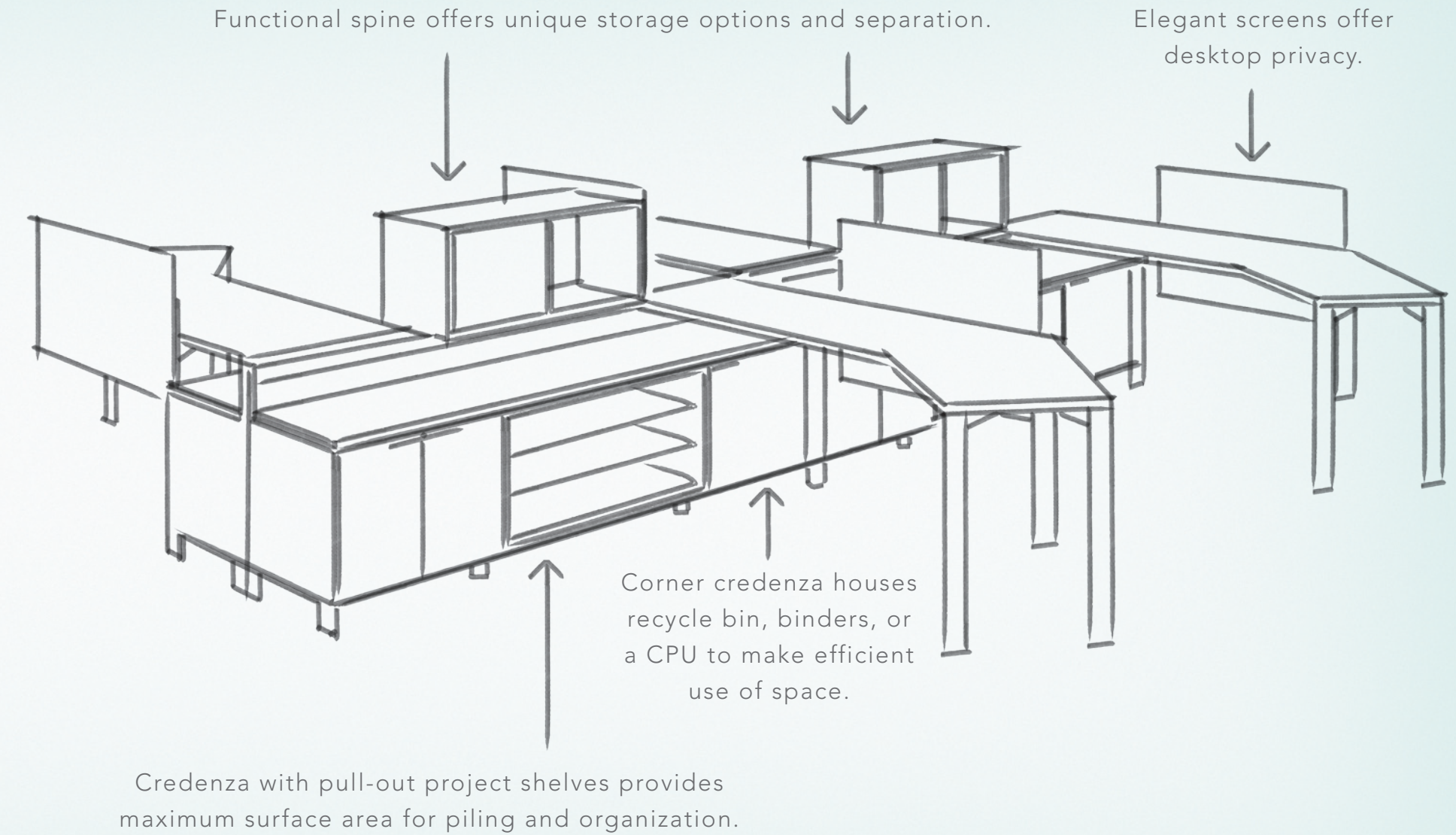
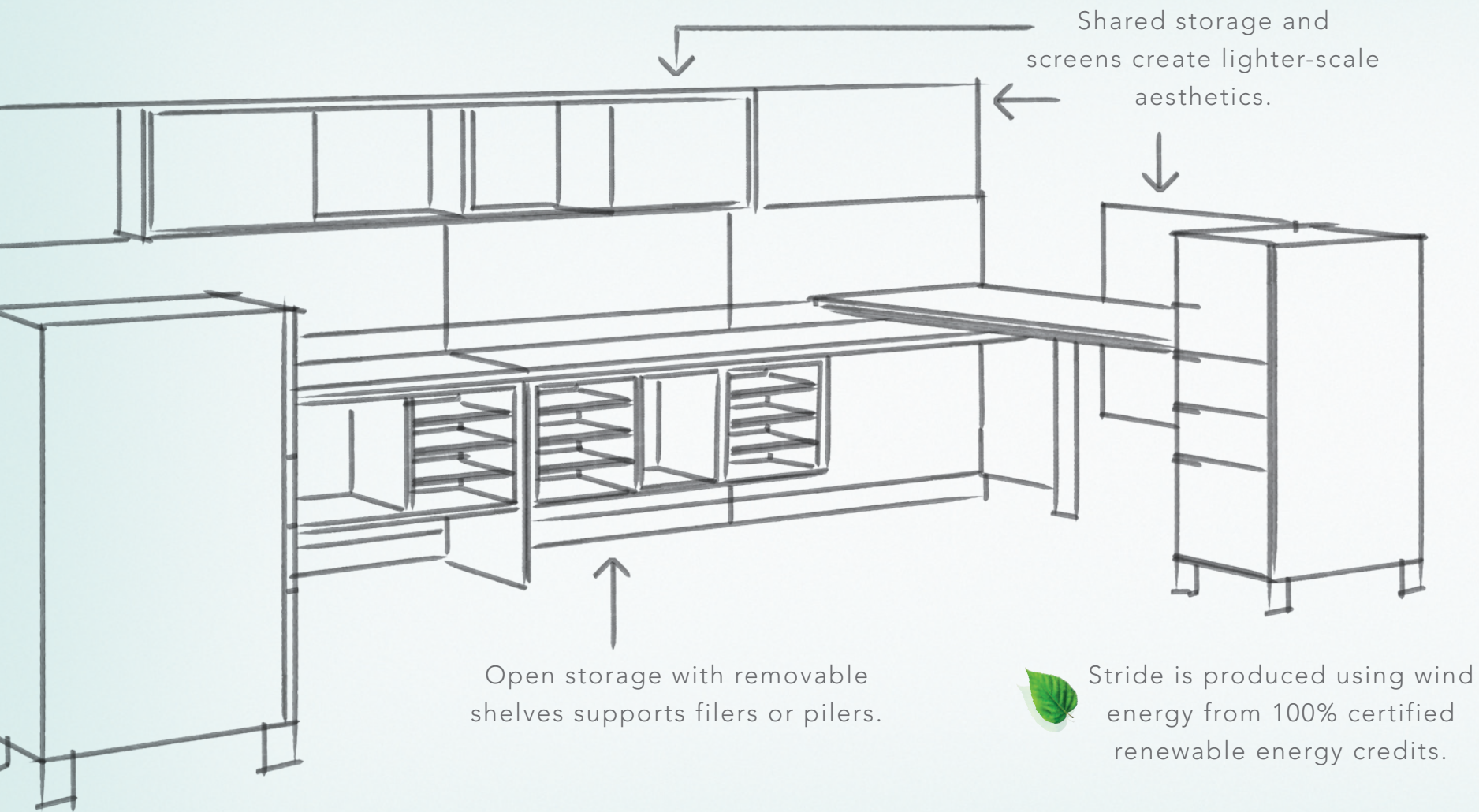
Stride is certified as meeting the most rigorous indoor air quality standard, California's 01350 specification, and LEED® for Commercial Interiors credit EQ 4.5.



Telescoping height-adjustable legs allow the surface to adapt to the individual.

Layered worksurfaces support different tasks and create visual interest.

Variations: Technical Specialist



More separation

Less separation



Worker Type: Analyst

“Numbers don't lie. So to find the right answer, I follow the data. Boring? Hardly. No wonder I get so immersed in my work.”

Worksurfaces

Because the work is often business-sensitive, analysts may prefer to face out to keep information on the computer screen private.


Storage

Needs a lot of lockable storage for past reports, work in progress, and manuals.

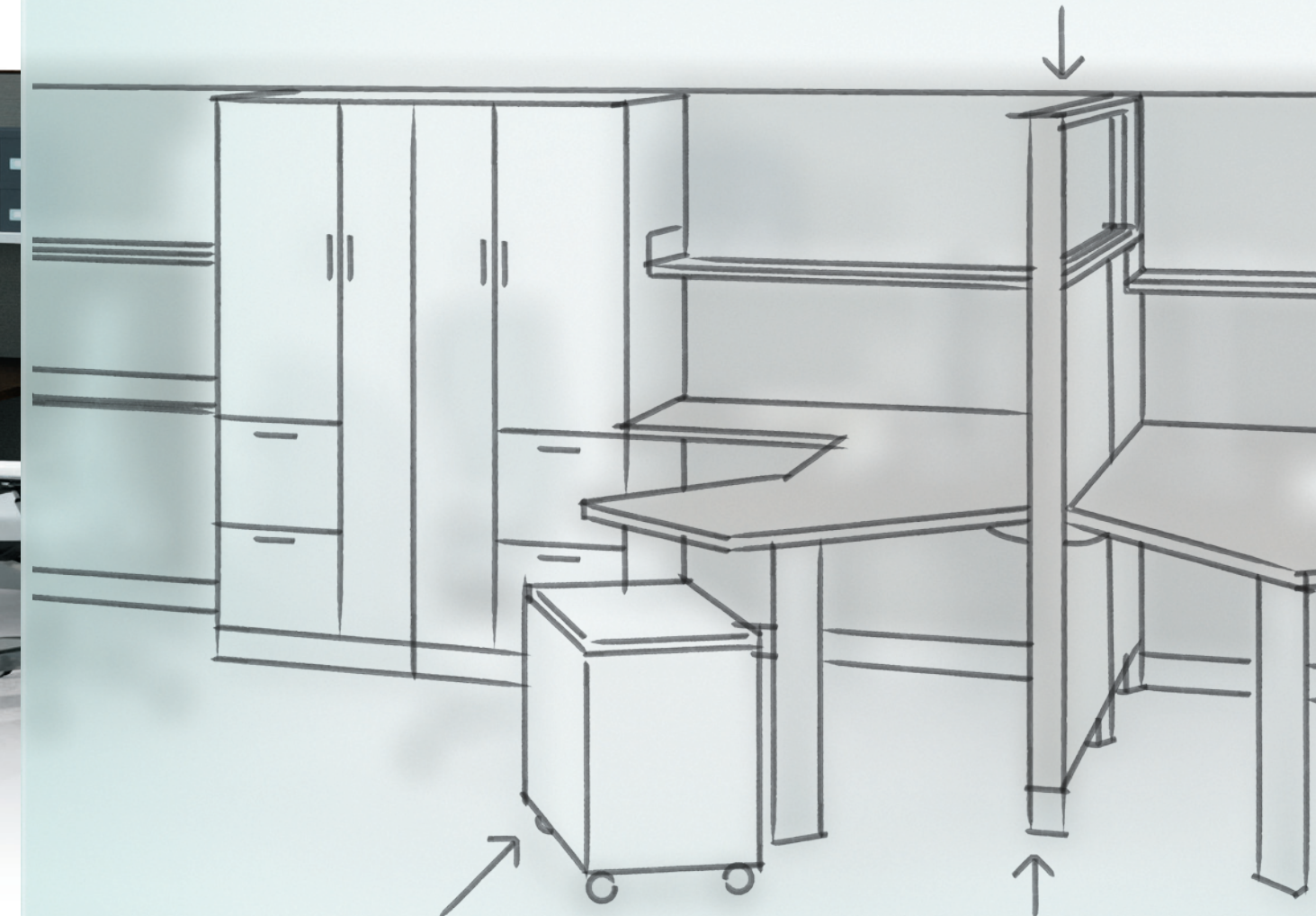
Space Division

Has a high need for separation to minimize visual distractions and discourage casual interruptions.



 The steel used in Stride contains a minimum of 25% post-consumer recycled content and is eminently recyclable.

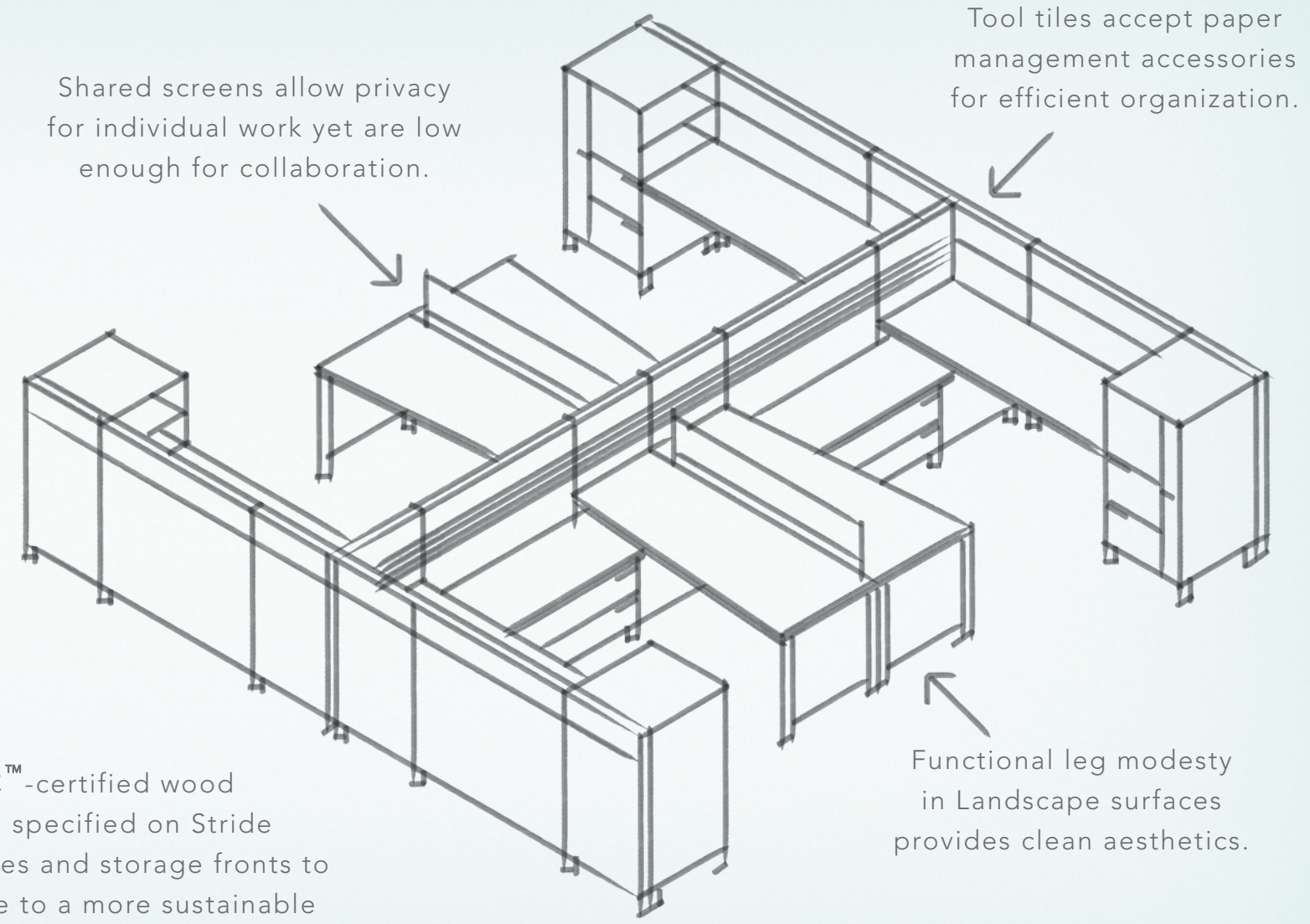
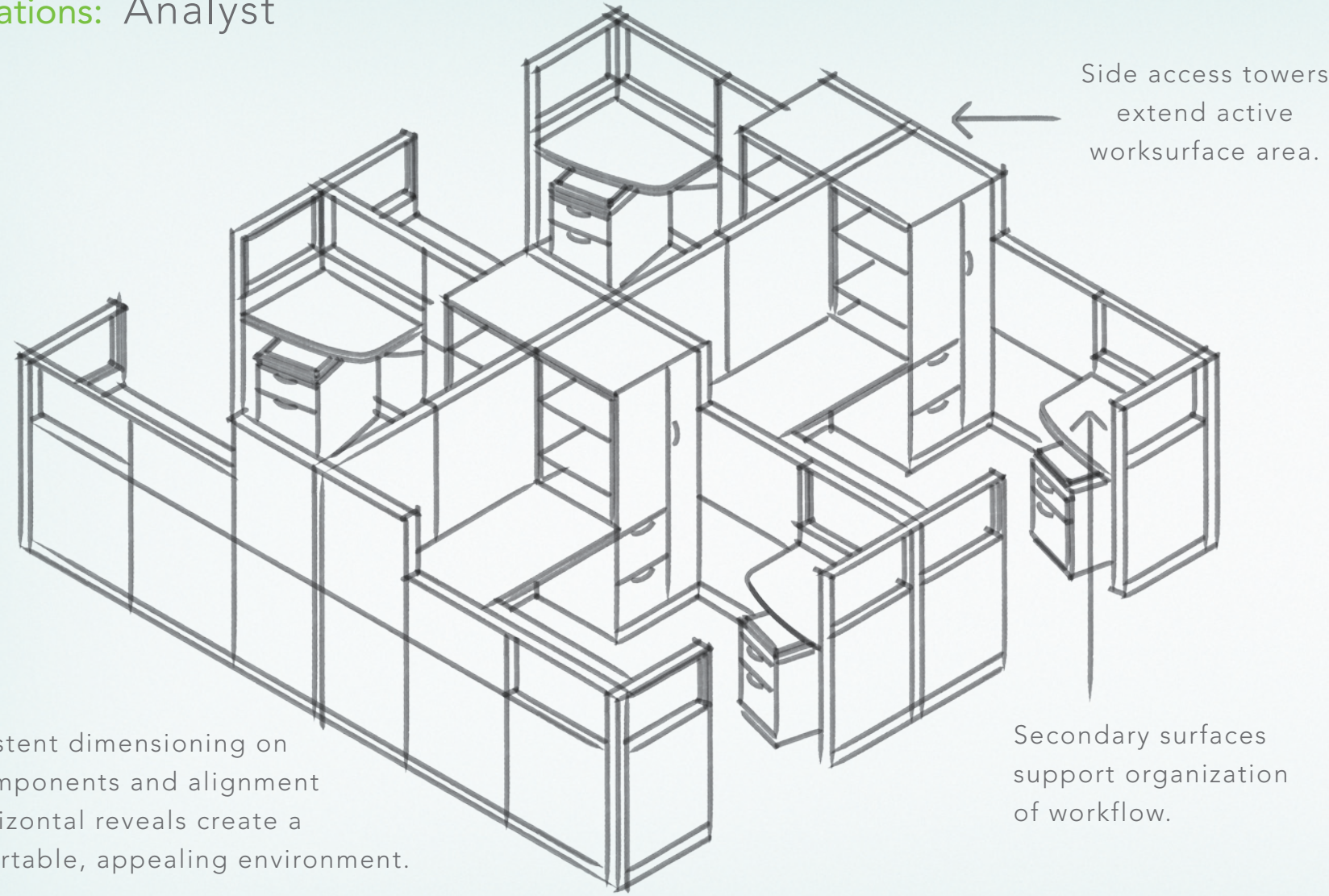
65" high panels provide visual and acoustical privacy. Glass at the top allows abundant natural light into the space.



Organic worksurface shapes and mobile pedestals support collaborative tasks.

Footed wing panels improve airflow and create lighter-scale detailing.

Variations: Analyst




 FSC™-certified wood can be specified on Stride worksurfaces and storage fronts to contribute to a more sustainable environment.



Ready for anything.

Stride can create a multitude of solutions, from private office to open plan, and support a range of workstyles and individuals within one cohesive platform. Now you can easily create a work environment that serves everyone's needs, including workers, companies, and the environment.



TAKE YOUR ENVIRONMENT FURTHER. Stride.

A company is more than a collection of workspaces. It's a place where individuals are making important things happen, each and every day. And Stride is more than a furniture collection. It's a platform for building better environments, while protecting the one we have.

For more information and full-color images of the illustrations shown in this book, please visit [allsteelstride.com](https://www.allsteelstride.com).

Stride

When we set out to design Stride, we wiped the slate clean. We took everything we knew about building office furniture and gave it a careful and critical examination in a process of “constructive discontent.” The result includes streamlined processes, increased flexibility, improved reconfigurability, comfortable design, and long-term durability across a complete platform of fully integrated worksurfaces, storage, and space division. Along the way, we kept the needs of organizations, individuals, and our planet top of mind. You’ll find careful materials selection, recycled and recyclable components, reduced indoor air emissions, and a design approach that makes things not only last, but remain relevant. We call it Life Cycle and Work Cycle thinking. You’ll call it a whole new way to build a better office environment. For your organization, your employees, and our planet.

To learn more, please visit allsteelstride.com.



All together now.

At Allsteel, we believe that together, if we widen our view, we can make a real and lasting difference for our environment. That's why we ensure that all materials balance performance and environmental responsibility. Relevant, durable, high-quality products, backed by Allsteel's Lifetime Warranty, guarantee years of use and reuse. For details, visit allsteeloffice.com/alltogethernow.

Allsteel®

Allsteel Inc.
Muscatine, Iowa 52761-5257
allsteeloffice.com

Form # A7921 (08/11) Printed in USA



This FSC-certified paper contains 10% post-consumer

©2011 Allsteel Inc.
Allsteel, Reach and Stride are registered trademarks and Landscape is a trademark. Cradle to Cradle Certified is a certification mark of MBDC. Indoor Advantage is a trademark of Scientific Certification Systems. LEED is a registered trademark of the U.S. Green Building Council. Level is a trademark of BIFMA International.

Allsteel supports green initiatives in the contract furniture industry as a member of the U.S. Green Building Council. Stride is an SCS Indoor Advantage™ Gold and level™ 3 certified product.

