



UrbanEdge
landscapeforms®




A Leading-edge Perspective on Urban Space

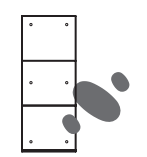
What if we thought about urban spaces in a new way?

That's what Gustafson Guthrie Nichol (GGN) did in its design of UrbanEdge, a collection of site furniture elements quite unlike anything that's gone before. The award-winning landscape architecture practice looked at how people behave in public spaces and how cities might better leverage those spaces to support public activity and civic goals. UrbanEdge is an integrated collection of landscape framing and furniture elements. It is a tool by designers for designers that can turn dead corners into outward-oriented settings, create niches within the urban flow, and enliven social spaces in parks, plazas and malls. Innovative and expressive, UrbanEdge is a new resource for reclaiming and re-imagining urban space.

Multiple Possibilities for People-Centered Places

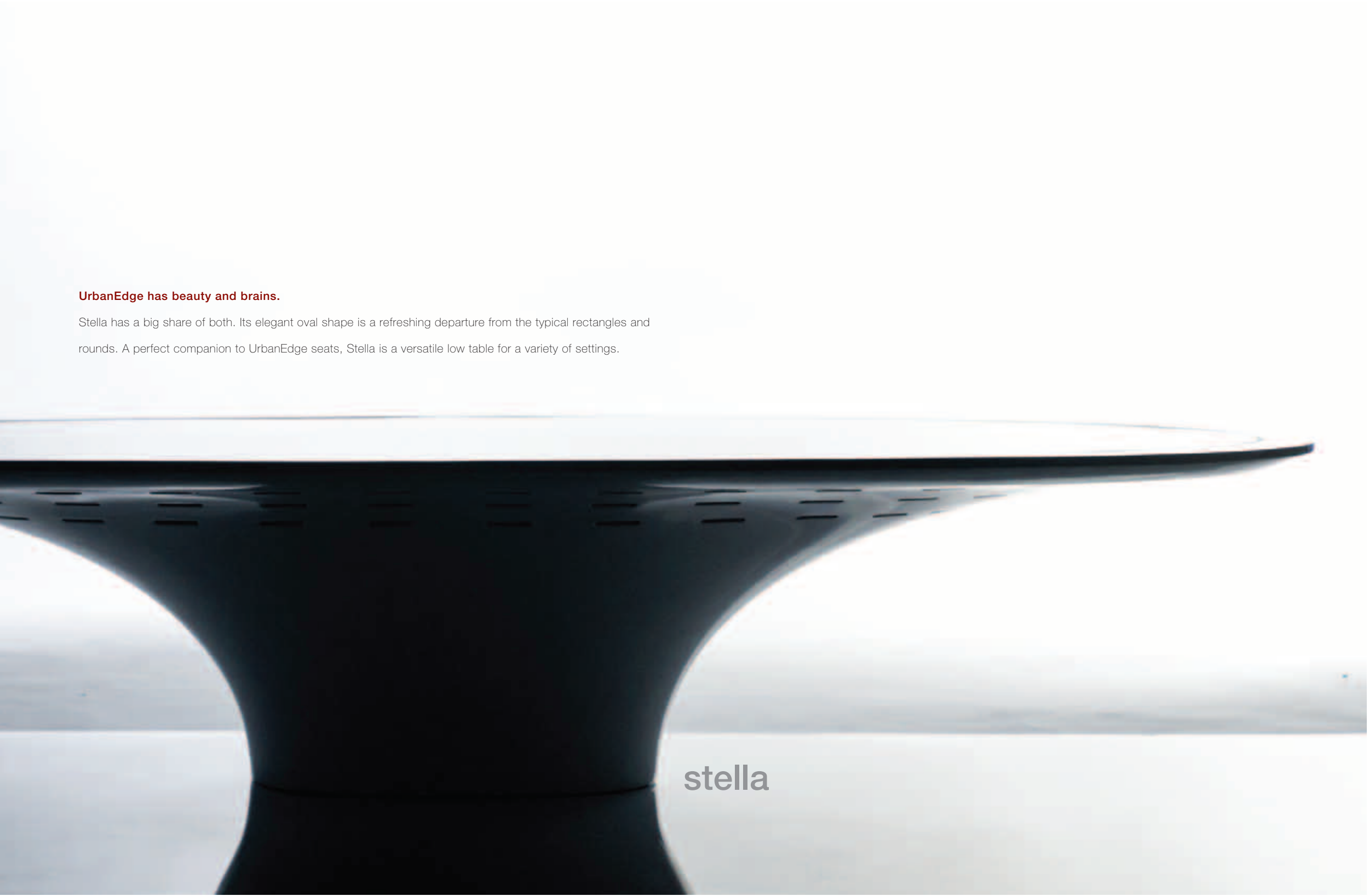
UrbanEdge offers possibilities for shaping public spaces that match the diversity of the people and activities they serve. It is itself a diverse family of seven members that work and play well together. Framing elements are Max Trellis, Jessie Railing and Gus Planter. Core furniture elements are Ollie Single Seat, Sophie Double Seat, Bernie Bar Stool, and Stella Table. Frames are strong, silent types. They delineate edges and define space in three dimensions. Furniture elements are social butterflies. They live within the spaces, activating them and enhancing experience. Together, UrbanEdge frames and furniture enable engagement in the urban environment with boundary and enclosure, amenity and comfort. UrbanEdge supports activities of many types: orienting and organizing, resting and reflecting, meeting and greeting, eating and working, watching and waiting. And it makes places of many stripes: curbside transit stops; sidewalk cafes and bars; informal outdoor rooms; "eddies" in the streetscape flow. UrbanEdge is a powerful tool for energizing the edges of the urban fabric and making spaces into people-centered places.






A Family that Plays Together

UrbanEdge furniture elements play – and work – together to create welcoming places that meet the purpose and please the eye. Seats and tables offer residential-like informality and comfort. Configurations are left to the designer's imaginative play.



UrbanEdge has beauty and brains.

Stella has a big share of both. Its elegant oval shape is a refreshing departure from the typical rectangles and rounds. A perfect companion to UrbanEdge seats, Stella is a versatile low table for a variety of settings.





ollie



sophie

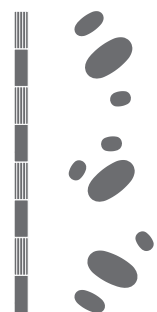


bernie

How do we sit? Let us count the ways.

UrbanEdge includes a standard single seat, a large double seat and a tall bar-height stool to satisfy a wide range of activities. All are offered with backs or backless, and all swivel 360° to allow more or less interaction as the setting suggests and the mood suits.





A room with a view is an UrbanEdge tour de' force. Elements can be combined to create convivial outdoor rooms. Planters with bench seats make beautiful use of space at the edges. Tables and chairs form a social enclave in the interior.





gus

Design focus and dual function characterize Gus at his versatile best. This unusual planter, in rectangular and angled versions, functions as a frame that defines space and as furniture with the simple addition of a bench seat. Refined in form and detail, it enables the combination of greenery and camaraderie on a common plane.






jessie

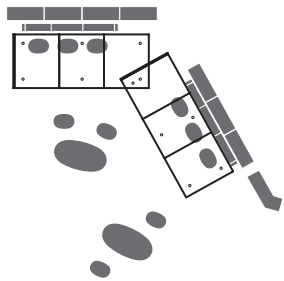
The rail is a stand-up performer.

With the 3" top it is the perfect leaning rail at transit stops. With the 12" top it becomes a convenient café or bar counter. Standing alone, it stakes out space. With mesh infill, it provides separation and enclosure for restaurants with sidewalk seating.



max

The trellis defines spaces within spaces, creating focal points. Without plant covering, it filters light and provides a subtle sense of enclosure. Covered with vines it can provide protection from the sun. With the addition of a spacer pole, trellises can be configured in tiers to turn corners and delineate pathways.



UrbanEdge helps designers turn spaces into places. The rectilinear and angular trellis, planter and rail combine with the more organic oval table, chairs, and stool to shape outdoor settings in new and interesting ways. UrbanEdge defines edges, activates spaces and enriches experience in outdoor space. It is a powerful new resource for the designer's toolbox: an integrated collection of frames and furniture for creating a sense of place.



Statement of line

stella



sophie






ollie



bernie



gus



jessie



max



Place Ideas

The possibilities are virtually endless. Here are some thought starters for how UrbanEdge frames and furniture might be configured to create places that address a variety of design concepts, site conditions and user requirements.

configuration one



configuration two



configuration three



configuration four





**Join the conversation on our blog:
insite.landscapeforms.com**

landscapeforms.com

Visit our website for product details, color charts, technical sheets, sales office locations. Download JPG images, brochure PDF, CAD details, CSI specifications.

UrbanEdge is designed by Gustafson Guthrie Nichol.
Specifications are subject to change without notice.
UrbanEdge is manufactured in the U.S.A.
Location photography: Orlando, FL
Landscape Forms supports the Landscape
Architecture Foundation at the Second Century level.
©2012 Landscape Forms, Inc. Printed in U.S.A.

landscapeforms®

800.521.2546 269.381.3455 fax
431 Lawndale Avenue, Kalamazoo, MI 49048



Certified Renewable Energy green-e.org



Metal is the world's most recycled material and is fully recyclable. Consult our website for recycled content for this product. Powdercoat finish on metal parts contains no heavy metals, is HAPS-free and has extremely low VOCs.



MIX
Paper from
responsible sources
FSC® C015782

Landscape Forms is proud to specify FSC and Green-e certified paper. This paper meets the Forest Stewardship Council's standards for responsible forest management and is made using certified renewable energy.