

NEW YORK CITY-APPROVED EMERGENCY LIGHT

EMER/NYC

CATALOG #:

TYPE:

PROJECT:

NOTES:

EXAMPLE

EMER/NYC - 50 - WHT - OPTIONS - D

SERIES

CAPACITY

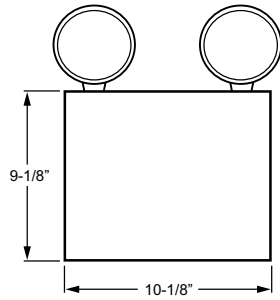
HOUSING
COLOR

OPTIONS/
ACCESSORIES

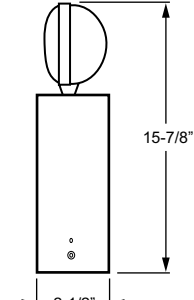
VOLTAGE



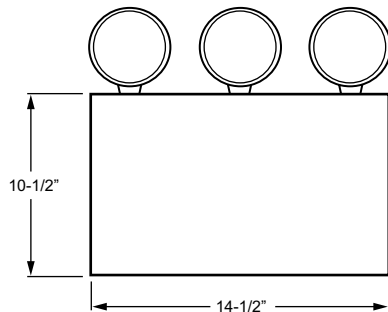
CROSS SECTIONS



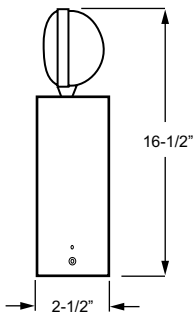
2-Lamp
Front View



2-Lamp
Side View



3-Lamp
Front View



3-Lamp
Side View

ORDERING INFORMATION

SERIES

EMER/NYC New York City-Approved Emergency Light

CAPACITY (Must specify)

18 18-watt, 6-volt, two 9W lamp heads
27 27-watt, 6-volt, three 9W lamp heads
50 50-watt, 12-volt, three 12W lamp heads

HOUSING COLOR (Must specify)

WHT Industry-standard white
BLK Black

ACCESSORIES (Shipped separately)

See back for details.

Additional remote heads available, [see Technical Info.](#)

RH/HD 5.4-watt heavy-duty single remote head industry-standard white

DRH/HD 10.8-watt heavy-duty dual remote head, industry-standard white color

RH/HD/12W 12-watt, 12-volt heavy-duty single remote head (industry-standard white color)

VOLTAGE

D 120V or 277V

FEATURES

- ▶ Sealed lead acid, maintenance-free battery provides a minimum of 90 minutes emergency operation.
- ▶ Fully automatic solid-state system recharges battery in 24 hours.
- ▶ Automatic, low voltage disconnect (LVD) activates unit in event of partial power failure or brownout.
- ▶ Built-in test switch.
- ▶ Charge rate/power on LED indicator light.
- ▶ Adjustable, glare-free PAR36-type industry-standard white lamp heads.
- ▶ Field installed third lamp head included with the 27-watt and 50-watt models.
- ▶ Standard remote capacity with 12V.

SPECIFICATIONS

Housing – Durable powder-coated 20 gauge steel construction. Injection-molded engineering grade high-impact thermoplastic heads.

Electrical – Universal voltage, 120 or 277 VAC operation.

Mounting – Wall mount. Side and top knockouts for conduit feed applications.

Labels – Listed to UL 924 standard as an emergency light suitable for dry locations (25°C). Meets NFPA 101 Life Safety Code, NEC, OSHA, Local and State Codes.

Warranty – 5-year limited warranty

ELECTRICAL INFORMATION

Catalog Number	Maximum Remote Capacity (W)				Input Watts (W)		Input Amps (A)	
	2 Lamp Heads		3 Lamp Heads		120V	277V	120V	277V
	9W	12W	9W	14W				
EMER/NYC-18	-	-	-	-	7.1	8.0	0.066	0.031
EMER/NYC-27	9	-	0	-	7.1	8.0	0.066	0.031
EMER/NYC-50	32	26	23	14	15.2	15.8	0.143	0.065

ACCESSORIES

RH/HD	DRH/HD	RH/HD/12W
