

MOZIE GUEST/TANDEM



SPECIFICATIONS:

- Guest and tandem seating available individually or in tandem configurations with accompanying connecting tables.
- All dimensions are nominal.
- Please include seating layout drawings or sketch with each tandem order.
- Refer to terms and conditions for general information regarding fabrics, finishes, warranty, freight, complete condition of sales and more.

GUEST/TANDEM SEATING:

- Arm and armless models with open upholstered back.
- Arms feature black finish as standard.
- Silver arm finish also available. Please specify (-SA01) after model number and add \$22 list.
- Elliptical tubular steel frame.
- Three frame finish options. See below for options.
- Premium finishes also available. Please refer to standard finish card.
- Available with glides or on casters.
- Single guest chairs with glides or casters stack up to 4 high standing or 5 with dolly.
- Dolly not recommended for caster models.
- Guest chairs feature 400 lb. weight capacity.
- Bariatric models feature enhanced seat and back size and 750 lb. weight capacity.
- Optional ganging bracket available for chair to chair connection.
- Please note that to gang two chairs together, separate ganging brackets must be ordered for each unit.
- Ganging brackets fold under seat when not in use.
- Chairs are packaged two (2) to a carton.
- \$20 List carton break charge for less than two (2) chairs.

STANDARD METAL FRAME FINISH COLORS:

- #06 Charcoal Grey
- #90 Metallic Silver
- #95 Satin Black

PREMIUM METAL FRAME FINISH COLORS:

- #07 Gold Shimmer
- #08 Penny
- #09 Brown Sugar
- #83 Metallic Champagne
- #94 Cotton

MOZIE GUEST/TANDEM

CONNECTING TABLES:

- Straight models available in 9" and 18" widths.
- 90-degree model also offered.
- Laminate and solid surface top material options.
- Laminate tops are 3/4" thick, solid surface tops are 1/2" thick.
- Laminate available in all standard colors. Please refer to standard finish card.
- For custom laminate options, add \$550 List per color per order. Pre-approval required, please contact client services.
- Solid surface available in white only.
- Self edge standard. PVC edge also available.
- PVC edge available in three colors. See below for options.
- Tables are field installed.

PVC EDGE COLORS:

- White
- Slate Grey
- Black

All shipments for this series will be blanket-wrapped as standard. If cartoning is required, a 5% upcharge will be added to each product. Please contact client services for additional information.



MOZIE GUEST/TANDEM



#90 Metallic Silver frame finish only

ORDERING REQUIREMENTS:

- Model number
- Arm finish
- Frame finish
- Upholstery selection
- Options, as applicable

MODEL	PRODUCT SPECIFICATIONS	FABRIC GRADES										LEATHER	
		COM	A	1	2	3	4	COL 5	6	7	8	L1	L2
2715 	Guest Chair, Arms, Casters 24" W x 25" D x 32" H Seat: 19.5" W x 18" D Seat Ht: 18" Arm Ht: 25.5" COM: 1.5 yds. COL: 30 sq. ft. 28 lbs.	569	629	671	695	737	781	821	863	902	946	1,141	1,283
2735 	Guest Chair, Armless, Casters 21.5" W x 25" D x 32" H Seat: 19.5" W x 18" D Seat Ht: 18" COM: 1.5 yds. COL: 30 sq. ft. 26 lbs.	529	589	631	655	697	741	781	823	862	906	1,101	1,243

OPTIONS

-PF02	Premium Metal Frame Finish	\$80
-SA01	Silver Arms	\$22
-STC02	Soft Tread Casters	\$26
-GC05	Ganging Connector (per chair)	\$30
-FS01	1" Additional Seat Foam	\$30
-MB01	Moisture Barrier (seat only)	\$52

All shipments for this series will be blanket-wrapped as standard. If cartoning is required, a 5% upcharge will be added to each product. Please contact client services for additional information.



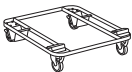
MOZIE GUEST/TANDEM



#90 Metallic Silver Frame
Finish Only

ORDERING REQUIREMENTS:

- Model number
- Arm finish
- Frame finish
- Upholstery selection
- Options, as applicable

MODEL	PRODUCT SPECIFICATIONS	FABRIC GRADES								LEATHER			
		COM	A	1	2	3	4	COL 5	6	7	8	L1	L2
2710 	Guest Chair, Arms, Glides 24" W x 25" D x 32" H Seat: 19.5" W x 18" D Seat Ht: 18" Arm Ht: 25.5" COM: 1.5 yds. COL: 30 sq. ft. 28 lbs.	564	624	666	690	732	776	816	858	897	941	1,136	1,278
2730 	Guest Chair, Armless, Glides 21.5" W x 25" D x 32" H Seat: 19.5" W x 18" D Seat Ht: 18" COM: 1.5 yds. COL: 30 sq. ft. 26 lbs.	526	586	628	652	694	738	778	820	859	903	1,098	1,240
2500 	Dolly (Black Finish Only) 24" W x 30" D x 6" H Weight: 37 lbs.	337											

OPTIONS

-PF02	Premium Metal Frame Finish	\$80
-SA01	Silver Arms	\$22
-GC05	Ganging Connector (per chair)	\$30
-FS01	1" Additional Seat Foam	\$30
-MB01	Moisture Barrier (seat only)	\$52
-WS	Wall-Saver Leg	n/c

All shipments for this series will be blanket-wrapped as standard. If cartoning is required, a 5% upcharge will be added to each product. Please contact client services for additional information.


MOZIE GUEST/TANDEM



#90 Metallic Silver Frame
Finish Only

ORDERING REQUIREMENTS:

- Model number
- Arm finish
- Frame finish
- Upholstery selection
- Options, as applicable

MODEL	PRODUCT SPECIFICATIONS	FABRIC GRADES										LEATHER	
		COM	A	1	2	3	4	COL 5	6	7	8	L1	L2
2780	 <p>Bariatric Chair, Arms, Glides 34.5" W x 26" D x 33" H Seat: 30" W x 18" D Seat Ht: 19" Arm Ht: 26.5" COM: 2.25 yds. COL: 45 sq. ft. 55 lbs.</p>	943	1,033	1,096	1,132	1,195	1,261	1,321	1,384	1,443	1,508	1,801	2,014

OPTIONS


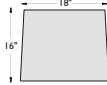
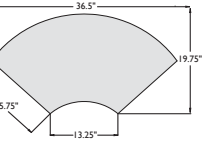
-PF02	Premium Metal Frame Finish	\$80
-SA01	Silver Arms	\$22
-FS03	1" Additional Seat Foam	\$75
-MB02	Moisture Barrier (seat only)	\$73
-WS	Wall-Saver Leg	n/c

All shipments will be blanket-wrapped as standard. If cartoning is required, a 5% upcharge will be added to each product for this series. Please contact client services for additional information.

MOZIE GUEST/TANDEM

ORDERING REQUIREMENTS:

- Model number
- Table top finish
- PVC edge color, as applicable

MODEL	PRODUCT SPECIFICATIONS	LAMINATE TOP (-L)	SOLID SURFACE TOP (-SF)	WEIGHT
2700-9-() 	9" Wide Connecting Table 9.25" W x 16" D	318	401	5
2700-18-() 	18" Wide Connecting Table 18" W x 16" D	381	505	10
2700-90-() 	90-Degree Connecting Table 36.5" W x 19.75" D	633	977	15

MOZIE GUEST/TANDEM - CONFIGURATION & ORDERING EXAMPLES



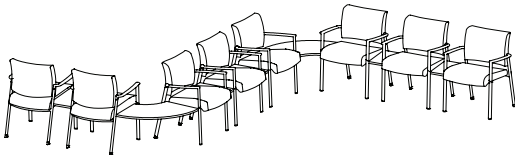
<u>Qty</u>	<u>Model #</u>	<u>Description</u>	<u>COM List</u>
2	2710	Tandem Unit (\$564 List each)	\$1,128
1	2700-18-L	18" Wide Connecting Table, Laminate Top	\$381
			\$1,509



<u>Qty</u>	<u>Model #</u>	<u>Description</u>	<u>COM List</u>
4	2710	Tandem Unit (\$564 List each)	\$2,256
3	2700-9-SF	9" Wide Connecting Table, Solid Surface Top (\$401 List each)	\$1,203
			\$3,459



<u>Qty</u>	<u>Model #</u>	<u>Description</u>	<u>COM List</u>
3	2710	Tandem Unit (\$564 List each)	\$1,692
2	2700-18-L	18" Wide Connecting Table, Laminate Top (\$381 List each)	\$762
1	2700-90-L	90-Degree Connecting Table, Laminate Top	\$633
1	2780	Bariatric Unit	\$943
			\$4,300



<u>Qty</u>	<u>Model #</u>	<u>Description</u>	<u>COM List</u>
8	2710	Tandem Unit, Open Back (\$564 List each)	\$4,512
5	2700-9-L	9" Wide Connecting Table, Laminate Top (\$318 List each)	\$1,590
2	2700-90-L	90-Degree Connecting Table, Laminate Top (\$633 List each)	\$1,266
			\$7,368