

CHANCE GUEST | Designed by Francisco Romero of PhiDesign



SPECIFICATIONS:

- Arm and armless models available fully upholstered or with maple wood back.
- Fully upholstered bariatric models with enhanced seat and back size also available.
- Maple wood back available in all standard finishes. Please refer to standard finish card.
- Arms feature black finish as standard.
- Silver arm finish also available. Please specify (-SA01) after model number and add \$22 list.
- Round tubular steel frame.
- Frame available in standard and premium finishes. See below for options.
- For custom finish colors, please contact client services for pricing.
- Wall-saver leg design.
- Available with glides or on casters.
- Chairs with glides or casters stack up to 4 high standing or 5 with dolly.
- Optional ganging device available.
- Chairs are packaged three (3) to a carton.
- \$20 List carton break charge for less than three (3) chairs.
- Orders for thirty (30) or more chairs will not be subject to carton break upcharge.
- Guest chairs feature 300 lb. weight capacity.
- Bariatric models feature 500 lb. weight capacity.
- Refer to terms and conditions for general information regarding fabrics, finishes, warranty, freight, complete condition of sales and more.

STANDARD METAL FRAME FINISH COLORS:

- #06 Charcoal Grey
- #90 Metallic Silver
- #95 Satin Black

PREMIUM METAL FRAME FINISH COLORS:





- #07 Gold Shimmer
- #08 Penny
- #09 Brown Sugar
- #83 Metallic Champagne
- #94 Cotton

CHANCE GUEST | Designed by Francisco Romero of PhiDesign



ORDERING REQUIREMENTS:

- Model number
- Arm finish, as applicable
- Frame finish
- Upholstery selection
- Options, as applicable

MODEL	PRODUCT SPECIFICATIONS	FABRIC GRADES										LEATHER	
		COM	A	1	2	3	4	COL 5	6	7	8	L1	L2
2510 	Guest Chair, Fully Upholstered Arms, Glides 23.5" W x 23.5" D x 31" H Seat: 18.5" W x 18.5" D Seat Ht: 17.75" Arm Ht: 26" COM: 1.25 yds. COL: 25 sq. ft. 22 lbs.	448	498	533	553	588	625	658	693	726	762	925	1,043
2515 	Guest Chair, Fully Upholstered Arms, Casters 23.5" W x 23.5" D x 31" H Seat: 18.5" W x 18.5" D Seat Ht: 17.75" Arm Ht: 26" COM: 1.25 yds. COL: 25 sq. ft. 22 lbs.	448	498	533	553	588	625	658	693	726	762	925	1,043
2530 	Guest Chair, Fully Upholstered Armless, Glides 21" W x 23.5" D x 31" H Seat: 18.5" W x 18.5" D Seat Ht: 17.75" COM: 1.25 yds. COL: 25 sq. ft. 20 lbs.	413	463	498	518	553	590	623	658	691	727	890	1,008
2535 	Guest Chair, Fully Upholstered Armless, Casters 21" W x 23.5" D x 31" H Seat: 18.5" W x 18.5" D Seat Ht: 17.75" COM: 1.25 yds. COL: 25 sq. ft. 20 lbs.	426	476	511	531	566	603	636	671	704	740	903	1,021

OPTIONS





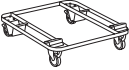
-PF02	Premium Metal Frame Finish	\$80	-STC02	Soft Tread Casters	\$26
-SA01	Silver Arms	\$22	-VCT04	VCT Tile Glides	\$24
-FS01	1" Additional Seat Foam	\$30	-MB01	Moisture Barrier (seat only)	\$52
-GC01	Ganging Connector	\$30			

All shipments for this series will be blanket-wrapped as standard. If cartoning is required, a 5% upcharge will be added to each product. Please contact client services for additional information.

CHANCE GUEST | Designed by Francisco Romero of PhiDesign

ORDERING REQUIREMENTS:

- Model number
- Back finish
- Arm finish, as applicable
- Frame finish
- Upholstery selection
- Options, as applicable

MODEL	PRODUCT SPECIFICATIONS	FABRIC GRADES										LEATHER	
		COM	A	1	2	3	4	COL 5	6	7	8	L1	L2
2511 	Guest Chair, Wood Back Arms, Glides 23.5" W x 23.5" D x 31" H Seat: 18.5" W x 18.5" D Seat Ht: 17.75" Arm Ht: 26" COM: .75 yd. COL: 15 sq. ft. 20 lbs.	536	566	587	599	620	642	662	683	703	725	822	893
2516 	Guest Chair, Wood Back Arms, Casters 23.5" W x 23.5" D x 31" H Seat: 18.5" W x 18.5" D Seat Ht: 17.75" Arm Ht: 26" COM: .75 yd. COL: 15 sq. ft. 20 lbs.	532	562	583	595	616	638	658	679	699	721	818	889
2531 	Guest Chair, Wood Back Armless, Glides 21" W x 23.5" D x 31" H Seat: 18.5" W x 18.5" D Seat Ht: 17.75" Arm Ht: 26" COM: .75 yd. COL: 15 sq. ft. 18 lbs.	495	525	546	558	579	601	621	642	662	684	781	852
2536 	Guest Chair, Wood Back Armless, Casters 21" W x 23.5" D x 31" H Seat: 18.5" W x 18.5" D Seat Ht: 17.75" Arm Ht: 26" COM: .75 yd. COL: 15 sq. ft. 18 lbs.	497	527	548	560	581	603	623	644	664	686	783	854
2500 	Dolly (Black Finish Only) 24" W x 30" D x 6" H 37 lbs.	337											

OPTIONS


-PF02	Premium Metal Frame Finish	\$80	-STC02	Soft Tread Casters	\$26
-SA01	Silver Arms	\$22	-VCT04	VCT Tile Glides	\$24
-FS01	1" Additional Seat Foam	\$30	-MB01	Moisture Barrier (seat only)	\$52
-GC01	Ganging Connector	\$30			

All shipments for this series will be blanket-wrapped as standard. If cartoning is required, a 5% upcharge will be added to each product. Please contact client services for additional information.

CHANCE GUEST | Designed by Francisco Romero of PhiDesign

ORDERING REQUIREMENTS:

- Model number
- Arm finish, as applicable
- Frame finish
- Upholstery selection
- Options, as applicable

MODEL	PRODUCT SPECIFICATIONS	FABRIC GRADES										LEATHER	
		COM	A	1	2	3	4	COL 5	6	7	8	L1	L2
2580 	Bariatric Chair, Fully Upholstered Arms, Glides 34.5" W x 24.5" D x 32" H Seat: 30" W x 19" D Seat Ht: 18" Arm Ht: 26" COM: 2.5 yds. COL: 50 sq. ft. 50 lbs.	924	1,024	1,094	1,134	1,204	1,277	1,344	1,414	1,479	1,552	1,877	2,114

OPTIONS

- PF02 Premium Metal Frame Finish \$80
- SA01 Silver Arms \$22
- FS01 1" Additional Seat Foam \$30
- VCT04 VCT Tile Glides \$24
- MB02 Moisture Barrier (seat only) \$70


CHANCE GUEST | Designed by Francisco Romero of PhiDesign

UPHOLSTERY COMBINATIONS:

- For upholstery combinations, refer to the pricing below.
- When combining two COM/COV/COL fabrics, or fabrics with the same grade, add \$85 List per unit.
- When combining three or more COM/COV/COL fabrics, or fabrics with the same grade, add \$115 List per unit.
- When combining different grades of fabric, price will be based on the highest grade specified.
- Two-tone upholstery examples and yardage requirements for the most common combinations are listed below. Additional combinations available; please contact Client Services for yardage requirements and pricing.
- Note: Yardage amounts are based on fabric which is plain (i.e. non-directional) and a full 54" wide.
- Appropriate upholstery code must be included.



Code	CS1
<u>Model</u>	<u>COM Requirement</u>
2510	Back = .75 yd.
2515	Seat = .5 yd.
2530	
2535	



Code	CS3
<u>Model</u>	<u>COM Requirement</u>
2580	Back = 1.25 yds.
	Seat = 1.25 yds.