

## MEMENTO EXECUTIVE



### SPECIFICATIONS:

- Fully upholstered seat and back.
- Channel back stitching also offered.
- Armless, adjustable t-arm and polished aluminum cantilever arm models.
- Polished aluminum cantilever arm features black soft-touch arm cap.
- Optional fully polished aluminum cantilever arm without arm cap also available.
- Adjustable t-arms available with black or chrome trim detail.
- Black adjustable t-arm finish is standard unless specified otherwise.
- Adjustable t-arm features 4" arm height adjustment as standard.
- Fixed back height.
- Memory foam standard on seat.
- Swivel-tilt with tilt lock, synchro-tilt and synchro knee-tilt mechanisms available. Refer to pages 13-15 for mechanism guide.
- Two base options: black nylon and polished aluminum.
- 300 lb. weight capacity.
- Ships KD (knocked down).
- All dimensions are nominal.
- Refer to terms and conditions for general information regarding fabrics, finishes, warranty, freight, complete condition of sales and more.

All shipments for this series will be cartoned as standard. If blanket-wrapped shipping is required, please contact client services for additional information.




# MEMENTO EXECUTIVE



## Swivel-Tilt with Tilt Lock Mechanism

### ORDERING REQUIREMENTS:

- Model number
- Arm finish, if applicable
- Base finish
- Upholstery selection
- Options, as applicable

MODEL	PRODUCT SPECIFICATIONS	BASE FINISH	FABRIC GRADES								LEATHER			
			COM	A	1	2	3	4	COL 5	6	7	8	L1	L2
<b>5551-U</b> 	<b>Upholstered Back, Armless</b> 20" W x 22" D x 39"- 44" H Seat: 20.5" W x 18.5" D Seat Ht: 17" - 22" Back: 19" W x 24" H COM: 1.5 yds. COL: 30 sq. ft. 32 lbs.	<b>Black Nylon</b>	839	899	941	965	1,007	1,051	1,091	1,133	1,172	1,216	1,411	1,553
		<b>Polished Aluminum</b>	918	978	1,020	1,044	1,086	1,130	1,170	1,212	1,251	1,295	1,490	1,632
<b>5553-U</b> 	<b>Upholstered Back, Adjustable T-Arms</b> 27" W x 22" D x 39"- 44" H Seat: 20.5" W x 18.5" D Seat Ht: 17" - 22" Back: 19" W x 24" H COM: 1.5 yds. COL: 30 sq. ft. 38 lbs.	<b>Black Nylon</b>	941	1,001	1,043	1,067	1,109	1,153	1,193	1,235	1,274	1,318	1,513	1,655
		<b>Polished Aluminum</b>	1,020	1,080	1,122	1,146	1,188	1,232	1,272	1,314	1,353	1,397	1,592	1,734
<b>5554-U</b> 	<b>Upholstered Back, Polished Aluminum Cantilever Arms</b> 24.5" W x 22" D x 39"- 44" H Seat: 20.5" W x 18.5" D Seat Ht: 17" - 22" Back: 19" W x 24" H COM: 1.5 yds. COL: 30 sq. ft. 38 lbs.	<b>Black Nylon</b>	932	992	1,034	1,058	1,100	1,144	1,184	1,226	1,265	1,309	1,504	1,646
		<b>Polished Aluminum</b>	1,011	1,071	1,113	1,137	1,179	1,223	1,263	1,305	1,344	1,388	1,583	1,725

**Note:**  
For two-tone upholstery, COM requirements are .75 yd. for seat and 1 yd. for back.

### OPTIONS

-FP01	Fully Polished Arms (no arm cap) (5554-U model only)	\$60	-STLC02	Soft Tread Self-Locking Casters	\$52
-WA01	Width Adjustable Arms	\$30	-GD04	Glides	\$26
-PV01	Pivot Arms	\$55	-SK01	Stool Kit*	\$90
-STC02	Soft Tread Casters	\$26	-J01	Jury Base (black only)	\$150

\* Stool models feature non-tilting mechanism.

All shipments for this series will be cartoned as standard. If blanket-wrapped shipping is required, please contact client services for additional information.




# MEMENTO EXECUTIVE



## Synchro Knee-Tilt Mechanism

### ORDERING REQUIREMENTS:

- Model number
- Arm finish, if applicable
- Base finish
- Upholstery selection
- Options, as applicable

MODEL	PRODUCT SPECIFICATIONS	BASE FINISH	FABRIC GRADES								LEATHER			
			COM	A	1	2	3	4	COL 5	6	7	8	L1	L2
<b>5581-U</b> 	<b>Upholstered Back, Armless</b> 20" W x 22" D x 39"- 44" H Seat: 20.5" W x 18.5" D Seat Ht: 17" - 22" Back: 19" W x 24" H COM: 1.5 yds. COL: 30 sq. ft. 34 lbs.	<b>Black Nylon</b>	992	1,052	1,094	1,118	1,160	1,204	1,244	1,286	1,325	1,369	1,564	1,706
		<b>Polished Aluminum</b>	1,071	1,131	1,173	1,197	1,239	1,283	1,323	1,365	1,404	1,448	1,643	1,785
<b>5583-U</b> 	<b>Upholstered Back, Adjustable T-Arms</b> 27" W x 22" D x 39"- 44" H Seat: 20.5" W x 18.5" D Seat Ht: 17" - 22" Back: 19" W x 24" H COM: 1.5 yds. COL: 30 sq. ft. 40 lbs.	<b>Black Nylon</b>	1,108	1,168	1,210	1,234	1,276	1,320	1,360	1,402	1,441	1,485	1,680	1,822
		<b>Polished Aluminum</b>	1,187	1,247	1,289	1,313	1,355	1,399	1,439	1,481	1,520	1,564	1,759	1,901
<b>5584-U</b> 	<b>Upholstered Back, Polished Aluminum Cantilever Arms</b> 24.5" W x 22" D x 39"- 44" H Seat: 20.5" W x 18.5" D Seat Ht: 17" - 22" Back: 19" W x 24" H COM: 1.5 yds. COL: 30 sq. ft. 40 lbs.	<b>Black Nylon</b>	1,119	1,179	1,221	1,245	1,287	1,331	1,371	1,413	1,452	1,496	1,691	1,833
		<b>Polished Aluminum</b>	1,198	1,258	1,300	1,324	1,366	1,410	1,450	1,492	1,531	1,575	1,770	1,912

**Note:**  
For two-tone upholstery, COM requirements are .75 yd. for seat and 1 yd. for back.

### OPTIONS

-FP01	Fully Polished Arms (no arm cap) (5584-U model only)	\$60	-STLC02	Soft Tread Self-Locking Casters	\$52
-WA01	Width Adjustable Arms	\$30	-GD04	Glides	\$26
-PV01	Pivot Arms	\$55	-J01	Jury Base (black only)	\$150
-STC02	Soft Tread Casters	\$26			

All shipments for this series will be cartoned as standard. If blanket-wrapped shipping is required, please contact client services for additional information.




# MEMENTO EXECUTIVE



## Synchro-Tilt Mechanism

### ORDERING REQUIREMENTS:

- Model number
- Arm finish, if applicable
- Base finish
- Upholstery selection
- Options, as applicable

MODEL	PRODUCT SPECIFICATIONS	BASE FINISH	FABRIC GRADES								LEATHER			
			COM	A	1	2	3	4	COL 5	6	7	8	L1	L2
<b>5591-U</b> 	<b>Upholstered Back, Armless</b> 20" W x 22" D x 39"- 44" H Seat: 20.5" W x 18.5" D Seat Ht: 17" - 22" Back: 19" W x 24" H COM: 1.5 yds. COL: 30 sq. ft. 32 lbs.	<b>Black Nylon</b>	887	947	989	1,013	1,055	1,099	1,139	1,181	1,220	1,264	1,459	1,601
		<b>Polished Aluminum</b>	966	1,026	1,068	1,092	1,134	1,178	1,218	1,260	1,299	1,343	1,538	1,680
<b>5593-U</b> 	<b>Upholstered Back, Adjustable T-Arms</b> 27" W x 22" D x 39"- 44" H Seat: 20.5" W x 18.5" D Seat Ht: 17" - 22" Back: 19" W x 24" H COM: 1.5 yds. COL: 30 sq. ft. 38 lbs.	<b>Black Nylon</b>	990	1,050	1,092	1,116	1,158	1,202	1,242	1,284	1,323	1,367	1,562	1,704
		<b>Polished Aluminum</b>	1,069	1,129	1,171	1,195	1,237	1,281	1,321	1,363	1,402	1,446	1,641	1,783
<b>5594-U</b> 	<b>Upholstered Back, Polished Aluminum Cantilever Arms</b> 24.5" W x 22" D x 39"- 44" H Seat: 20.5" W x 18.5" D Seat Ht: 17" - 22" Back: 19" W x 24" H COM: 1.5 yds. COL: 30 sq. ft. 38 lbs.	<b>Black Nylon</b>	1,010	1,070	1,112	1,136	1,178	1,222	1,262	1,304	1,343	1,387	1,582	1,724
		<b>Polished Aluminum</b>	1,089	1,149	1,191	1,215	1,257	1,301	1,341	1,383	1,422	1,466	1,661	1,803

**Note:**  
 For two-tone upholstery, COM requirements are .75 yd. for seat and 1 yd. for back.

### OPTIONS

-FP01	Fully Polished Arms (no arm cap) (5594-U model only)	\$60	-STC02	Soft Tread Casters	\$26
-WA01	Width Adjustable Arms	\$30	-STLC02	Soft Tread Self-Locking Casters	\$52
-PV01	Pivot Arms	\$55	-GD04	Glides	\$26
-SS02	Seat Slider	\$76	-J01	Jury Base (black only)	\$150




All shipments for this series will be cartoned as standard. If blanket-wrapped shipping is required, please contact client services for additional information.

## MEMENTO EXECUTIVE

### Swivel-Tilt with Tilt Lock Mechanism

#### ORDERING REQUIREMENTS:

- Model number
- Arm finish, if applicable
- Base finish
- Upholstery selection
- Options, as applicable

MODEL	PRODUCT SPECIFICATIONS	BASE FINISH	FABRIC GRADES								LEATHER			
			COM	A	1	2	3	4	COL 5	6	7	8	L1	L2
<b>5551-C</b> 	<b>Upholstered Channel Back, Armless</b> 20" W x 22" D x 39"- 44" H Seat: 20.5" W x 18.5" D Seat Ht: 17" - 22" Back: 19" W x 24" H COM: 1.5 yds. COL: 30 sq. ft. 32 lbs.	<b>Black Nylon</b>	945	1,005	1,047	1,071	1,113	1,157	1,197	1,239	1,278	1,322	1,517	1,659
		<b>Polished Aluminum</b>	1,024	1,084	1,126	1,150	1,192	1,236	1,276	1,318	1,357	1,401	1,596	1,738
<b>5553-C</b> 	<b>Upholstered Channel Back, Adjustable T-Arms</b> 27" W x 22" D x 39"- 44" H Seat: 20.5" W x 18.5" D Seat Ht: 17" - 22" Back: 19" W x 24" H COM: 1.5 yds. COL: 30 sq. ft. 38 lbs.	<b>Black Nylon</b>	1,036	1,096	1,138	1,162	1,204	1,248	1,288	1,330	1,369	1,413	1,608	1,750
		<b>Polished Aluminum</b>	1,115	1,175	1,217	1,241	1,283	1,327	1,367	1,409	1,448	1,492	1,687	1,829
<b>5554-C</b> 	<b>Upholstered Channel Back, Polished Aluminum Cantilever Arms</b> 24.5" W x 22" D x 39"- 44" H Seat: 20.5" W x 18.5" D Seat Ht: 17" - 22" Back: 19" W x 24" H COM: 1.5 yds. COL: 30 sq. ft. 38 lbs.	<b>Black Nylon</b>	1,036	1,096	1,138	1,162	1,204	1,248	1,288	1,330	1,369	1,413	1,608	1,750
		<b>Polished Aluminum</b>	1,115	1,175	1,217	1,241	1,283	1,327	1,367	1,409	1,448	1,492	1,687	1,829

**Note:**  
For two-tone upholstery, COM requirements are .75 yd. for seat and 1 yd. for back.

#### OPTIONS

-FP01	Fully Polished Arms (no arm cap) (5554-C model only)	\$60	-GD04	Glides	\$26
-WA01	Width Adjustable Arms	\$30	-SK01	Stool Kit <sup>1</sup>	\$90
-PV01	Pivot Arms	\$55	-J01	Jury Base (black only)	\$150
-STC02	Soft Tread Casters	\$26			
-STLC02	Soft Tread Self-Locking Casters	\$52			

<sup>1</sup> Stool models feature non-tilting mechanism.




All shipments for this series will be cartoned as standard. If blanket-wrapped shipping is required, please contact client services for additional information.

## MEMENTO EXECUTIVE

### Synchro Knee-Tilt Mechanism

#### ORDERING REQUIREMENTS:

- Model number
- Arm finish, if applicable
- Base finish
- Upholstery selection
- Options, as applicable

MODEL	PRODUCT SPECIFICATIONS	BASE FINISH	FABRIC GRADES								LEATHER			
			COM	A	1	2	3	4	COL 5	6	7	8	L1	L2
<b>5581-C</b> 	<b>Upholstered Channel Back, Armless</b> 20" W x 22" D x 39"- 44" H Seat: 20.5" W x 18.5" D Seat Ht: 17" - 22" Back: 19" W x 24" H COM: 1.5 yds. COL: 30 sq. ft. 34 lbs.	<b>Black Nylon</b>	1,106	1,166	1,208	1,232	1,274	1,318	1,358	1,400	1,439	1,483	1,678	1,820
		<b>Polished Aluminum</b>	1,185	1,245	1,287	1,311	1,353	1,397	1,437	1,479	1,518	1,562	1,757	1,899
<b>5583-C</b> 	<b>Upholstered Channel Back, Adjustable T-Arms</b> 27" W x 22" D x 39"- 44" H Seat: 20.5" W x 18.5" D Seat Ht: 17" - 22" Back: 19" W x 24" H COM: 1.5 yds. COL: 30 sq. ft. 40 lbs.	<b>Black Nylon</b>	1,201	1,261	1,303	1,327	1,369	1,413	1,453	1,495	1,534	1,578	1,773	1,915
		<b>Polished Aluminum</b>	1,280	1,340	1,382	1,406	1,448	1,492	1,532	1,574	1,613	1,657	1,852	1,994
<b>5584-C</b> 	<b>Upholstered Channel Back, Polished Aluminum Cantilever Arms</b> 24.5" W x 22" D x 39"- 44" H Seat: 20.5" W x 18.5" D Seat Ht: 17" - 22" Back: 19" W x 24" H COM: 1.5 yds. COL: 30 sq. ft. 40 lbs.	<b>Black Nylon</b>	1,201	1,261	1,303	1,327	1,369	1,413	1,453	1,495	1,534	1,578	1,773	1,915
		<b>Polished Aluminum</b>	1,280	1,340	1,382	1,406	1,448	1,492	1,532	1,574	1,613	1,657	1,852	1,994

**Note:**  
For two-tone upholstery, COM requirements are .75 yd. for seat and 1 yd. for back.

#### OPTIONS

-FP01	Fully Polished Arms (no arm cap) (5584-C model only)	\$60	-STC02	Soft Tread Casters	\$26
-WA01	Width Adjustable Arms	\$30	-STLC02	Soft Tread Self-Locking Casters	\$52
-PV01	Pivot Arms	\$55	-GD04	Glides	\$26
			-J01	Jury Base (black only)	\$150




All shipments for this series will be cartoned as standard. If blanket-wrapped shipping is required, please contact client services for additional information.

## MEMENTO EXECUTIVE

### Synchro-Tilt Mechanism

#### ORDERING REQUIREMENTS:

- Model number
- Arm finish, if applicable
- Base finish
- Upholstery selection
- Options, as applicable

MODEL	PRODUCT SPECIFICATIONS	BASE FINISH	FABRIC GRADES								LEATHER			
			COM	A	1	2	3	4	COL 5	6	7	8	L1	L2
<b>5591-C</b> 	<b>Upholstered Channel Back, Armless</b> 20" W x 22" D x 39"- 44" H Seat: 20.5" W x 18.5" D Seat Ht: 17" - 22" Back: 19" W x 24" H COM: 1.5 yds. COL: 30 sq. ft. 32 lbs.	<b>Black Nylon</b>	983	1,043	1,085	1,109	1,151	1,195	1,235	1,277	1,316	1,360	1,555	1,697
		<b>Polished Aluminum</b>	1,062	1,122	1,164	1,188	1,230	1,274	1,314	1,356	1,395	1,439	1,634	1,776
<b>5593-C</b> 	<b>Upholstered Channel Back, Adjustable T-Arms</b> 27" W x 22" D x 39"- 44" H Seat: 20.5" W x 18.5" D Seat Ht: 17" - 22" Back: 19" W x 24" H COM: 1.5 yds. COL: 30 sq. ft. 38 lbs.	<b>Black Nylon</b>	1,076	1,136	1,178	1,202	1,244	1,288	1,328	1,370	1,409	1,453	1,648	1,790
		<b>Polished Aluminum</b>	1,155	1,215	1,257	1,281	1,323	1,367	1,407	1,449	1,488	1,532	1,727	1,869
<b>5594-C</b> 	<b>Upholstered Channel Back, Polished Aluminum Cantilever Arms</b> 24.5" W x 22" D x 39"- 44" H Seat: 20.5" W x 18.5" D Seat Ht: 17" - 22" Back: 19" W x 24" H COM: 1.5 yds. COL: 30 sq. ft. 38 lbs.	<b>Black Nylon</b>	1,076	1,136	1,178	1,202	1,244	1,288	1,328	1,370	1,409	1,453	1,648	1,790
		<b>Polished Aluminum</b>	1,155	1,215	1,257	1,281	1,323	1,367	1,407	1,449	1,488	1,532	1,727	1,869

**Note:**  
For two-tone upholstery, COM requirements are .75 yd. for seat and 1 yd. for back.

#### OPTIONS

-FP01	Fully Polished Arms (no arm cap) (5594-C model only)	\$60	-STC02	Soft Tread Casters	\$26
-SS02	Seat Slider	\$76	-STLC02	Soft Tread Self-Locking Casters	\$52
-WA01	Width Adjustable Arms	\$30	-GD04	Glides	\$26
-PV01	Pivot Arms	\$55	-J01	Jury Base (black only)	\$150