

All shipments for this series will be cartoned as standard. If blanket-wrapped shipping is required, please contact client services for additional information.

NEXXT TASK | Designed by Francisco Romero of PhiDesign



SPECIFICATIONS:

- Fully upholstered and polypropylene back models available.
- Polypropylene back available in eight colors. Please refer to listing below.
- 8" stool travel.
- Armless, adjustable t-arm and fixed cantilever arm models.
- Adjustable t-arms available in black or chrome trim detail.
- Black adjustable t-arm finish is standard unless specified otherwise.
- Adjustable t-arm features 4" arm height adjustment as standard.
- Elliptical tubular steel frame.
- Two frame finish options: #90 Metallic Silver or #95 Satin Black.
- Fixed back height.
- Two base options: black nylon and polished aluminum.
- Polished aluminum base option reduces seat height by 1½".
- 300 lb. weight capacity.
- Ships KD (knocked down).
- All dimensions are nominal.
- Swivel and swivel-tilt with tilt lock mechanism models available. Refer to pages 13-15 for mechanism guide.
- Refer to terms and conditions for general information regarding fabrics, finishes, warranty, freight, complete condition of sales and more.

STANDARD METAL FRAME FINISH COLORS:

- #90 Metallic Silver
- #95 Satin Black

POLYPROPYLENE COLORS:

- #30 Very Black
- #31 Medium Grey
- #32 Soft White
- #40 Cocoa
- #42 Mimosa
- #44 Sky
- #46 Scarlet
- #48 Key Lime




All shipments for this series will be cartoned as standard. If blanket-wrapped shipping is required, please contact client services for additional information.

NEXXT TASK | Designed by Francisco Romero of PhiDesign

Non-Tilt, Height Adjustable Swivel Mechanism

ORDERING REQUIREMENTS:

- Model number
- Base finish
- Frame finish
- Upholstery selection
- Options, as applicable

MODEL	PRODUCT SPECIFICATIONS	BASE FINISH	FABRIC GRADES								LEATHER			
			COM	A	1	2	3	4	COL 5	6	7	8	L1	L2
3311 	Fully Upholstered, Armless 18.5" W x 23.5" D x 33.5" - 38.5" H Seat: 18.5" W x 18.25" D Seat Ht: 17" - 22" Back: 17.75" W x 15" H COM: 1.25 yds. COL: 25 sq. ft. 35 lbs.	Black Nylon	719	769	804	824	859	896	929	964	997	1,033	1,196	1,314
		Polished Aluminum	798	848	883	903	938	975	1,008	1,043	1,076	1,112	1,275	1,393
3313 	Fully Upholstered, Adjustable T-Arms 24" W x 23.5" D x 33.5" - 38.5" H Seat: 18.5" W x 18.25" D Seat Ht: 17" - 22" Back: 17.75" W x 15" H COM: 1.25 yds. COL: 25 sq. ft. 39 lbs.	Black Nylon	838	888	923	943	978	1,015	1,048	1,083	1,116	1,152	1,315	1,433
		Polished Aluminum	917	967	1,002	1,022	1,057	1,094	1,127	1,162	1,195	1,231	1,394	1,512
3314 	Fully Upholstered, Fixed Cantilever Arms 24" W x 23.5" D x 33.5" - 38.5" H Seat: 18.5" W x 18.25" D Seat Ht: 17" - 22" Back: 17.75" W x 15" H COM: 1.25 yds. COL: 25 sq. ft. 37 lbs.	Black Nylon	774	824	859	879	914	951	984	1,019	1,052	1,088	1,251	1,369
		Polished Aluminum	853	903	938	958	993	1,030	1,063	1,098	1,131	1,167	1,330	1,448

OPTIONS

-WA01	Width Adjustable Arms	\$30
-PV01	Pivot Arms	\$55
-FS01	1" Additional Seat Foam	\$30
-STC02	Soft Tread Casters	\$26
-STLC02	Soft Tread Self-Locking Casters	\$52
-GD04	Glides	\$26
-J01	Jury Base (black only)	\$150




All shipments for this series will be cartoned as standard. If blanket-wrapped shipping is required, please contact client services for additional information.

NEXXT TASK | Designed by Francisco Romero of PhiDesign

Swivel-Tilt with Tilt Lock Mechanism

ORDERING REQUIREMENTS:

- Model number
- Frame finish
- Base finish
- Upholstery selection
- Options, as applicable

MODEL	PRODUCT SPECIFICATIONS	BASE FINISH	FABRIC GRADES								LEATHER			
			COM	A	1	2	3	4	COL 5	6	7	8	L1	L2
3351 	Fully Upholstered, Armless 18.5" W x 23.5" D x 33.5" - 38.5" H Seat: 18.5" W x 18.25" D Seat Ht: 17" - 22" Back: 17.75" W x 15" H COM: 1.25 yds. COL: 25 sq. ft. 35 lbs.	Black Nylon	765	815	850	870	905	942	975	1,010	1,043	1,079	1,242	1,360
		Polished Aluminum	844	894	929	949	984	1,021	1,054	1,089	1,122	1,158	1,321	1,439
3353 	Fully Upholstered, Adjustable T-Arms 24" W x 23.5" D x 33.5" - 38.5" H Seat: 18.5" W x 18.25" D Seat Ht: 17" - 22" Back: 17.75" W x 15" H COM: 1.25 yds. COL: 25 sq. ft. 39 lbs.	Black Nylon	866	916	951	971	1,006	1,043	1,076	1,111	1,144	1,180	1,343	1,461
		Polished Aluminum	945	995	1,030	1,050	1,085	1,122	1,155	1,190	1,223	1,259	1,422	1,540
3354 	Fully Upholstered, Fixed Cantilever Arms 24" W x 23.5" D x 33.5" - 38.5" H Seat: 18.5" W x 18.25" D Seat Ht: 17" - 22" Back: 17.75" W x 15" H COM: 1.25 yds. COL: 25 sq. ft. 37 lbs.	Black Nylon	802	852	887	907	942	979	1,012	1,047	1,080	1,116	1,279	1,397
		Polished Aluminum	881	931	966	986	1,021	1,058	1,091	1,126	1,159	1,195	1,358	1,476

OPTIONS

-WA01	Width Adjustable Arms	\$30
-PVO1	Pivot Arms	\$55
-FS01	1" Additional Seat Foam	\$30
-STC02	Soft Tread Casters	\$26
-STLC02	Soft Tread Self-Locking Casters	\$52
-GDO4	Glides	\$26
-J01	Jury Base (black only)	\$150




All shipments for this series will be cartoned as standard. If blanket-wrapped shipping is required, please contact client services for additional information.

NEXXT TASK | Designed by Francisco Romero of PhiDesign

Non-Tilt, Height Adjustable Swivel Mechanism

ORDERING REQUIREMENTS:

- Model number
- Frame finish
- Base finish
- Upholstery selection
- Options, as applicable

MODEL	PRODUCT SPECIFICATIONS	BASE FINISH	FABRIC GRADES								LEATHER			
			COM	A	1	2	3	4	COL 5	6	7	8	L1	L2
3361 	Fully Upholstered, Stool, Armless 20" W x 20" D x 40" - 48" H Seat: 18.5" W x 18.25" D Seat Ht: 23" - 31" Back: 17.75" W x 15" H COM: 1.25 yds. COL: 25 sq. ft. 36 lbs.	Black Nylon	952	1,002	1,037	1,057	1,092	1,129	1,162	1,197	1,230	1,266	1,429	1,547
		Polished Aluminum	1,031	1,081	1,116	1,136	1,171	1,208	1,241	1,276	1,309	1,345	1,508	1,626
3363 	Fully Upholstered, Stool, Adjustable T-Arms 24" W x 20" D x 40" - 48" H Seat: 18.5" W x 18.25" D Seat Ht: 23" - 31" Back: 17.75" W x 15" H COM: 1.25 yds. COL: 25 sq. ft. 42 lbs.	Black Nylon	1,043	1,093	1,128	1,148	1,183	1,220	1,253	1,288	1,321	1,357	1,520	1,638
		Polished Aluminum	1,122	1,172	1,207	1,227	1,262	1,299	1,332	1,367	1,400	1,436	1,599	1,717
3364 	Fully Upholstered, Stool, Fixed Cantilever Arms 24" W x 20" D x 40" - 48" H Seat: 18.5" W x 18.25" D Seat Ht: 23" - 31" Back: 17.75" W x 15" H COM: 1.25 yds. COL: 25 sq. ft. 40 lbs.	Black Nylon	987	1,037	1,072	1,092	1,127	1,164	1,197	1,232	1,265	1,301	1,464	1,582
		Polished Aluminum	1,066	1,116	1,151	1,171	1,206	1,243	1,276	1,311	1,344	1,380	1,543	1,661

OPTIONS

-WA01	Width Adjustable Arms	\$30
-PV01	Pivot Arms	\$55
-FS01	1" Additional Seat Foam	\$30
-STC02	Soft Tread Casters	\$26
-STLC02	Soft Tread Self-Locking Casters	\$52
-GD04	Glides	\$26




All shipments for this series will be cartoned as standard. If blanket-wrapped shipping is required, please contact client services for additional information.

NEXXT TASK | Designed by Francisco Romero of PhiDesign

Non-Tilt, Height Adjustable Swivel Mechanism

ORDERING REQUIREMENTS:

- Model number
- Arm finish, as applicable
- Frame finish
- Base finish
- Poly-back color
- Upholstery selection
- Options, as applicable

MODEL	PRODUCT SPECIFICATIONS	BASE FINISH	FABRIC GRADES								LEATHER			
			COM	A	1	2	3	4	COL 5	6	7	8	L1	L2
3311-P 	Poly-Back, Armless 18.5" W x 23.5" D x 33.5" - 38.5" H Seat: 18.5" W x 18.25" D Seat Ht: 17" - 22" Back: 17.75" W x 15" H COM: .75 yd. COL: 15 sq. ft. 33 lbs.	Black Nylon	705	735	756	768	789	811	831	852	872	894	991	1,062
		Polished Aluminum	784	814	835	847	868	890	910	931	951	973	1,070	1,141
3313-P 	Poly-Back, Adjustable T-Arms 24" W x 23.5" D x 33.5" - 38.5" H Seat: 18.5" W x 18.25" D Seat Ht: 17" - 22" Back: 17.75" W x 15" H COM: .75 yd. COL: 15 sq. ft. 37 lbs.	Black Nylon	804	834	855	867	888	910	930	951	971	993	1,090	1,161
		Polished Aluminum	883	913	934	946	967	989	1,009	1,030	1,050	1,072	1,169	1,240
3314-P 	Poly-Back, Fixed Cantilever Arms 24" W x 23.5" D x 33.5" - 38.5" H Seat: 18.5" W x 18.25" D Seat Ht: 17" - 22" Back: 17.75" W x 15" H COM: .75 yd. COL: 15 sq. ft. 35 lbs.	Black Nylon	741	771	792	804	825	847	867	888	908	930	1,027	1,098
		Polished Aluminum	820	850	871	883	904	926	946	967	987	1,009	1,106	1,177

OPTIONS

-WA01	Width Adjustable Arms	\$30
-PV01	Pivot Arms	\$55
-FS01	1" Additional Seat Foam	\$30
-STC02	Soft Tread Casters	\$26
-STLC02	Soft Tread Self-Locking Casters	\$52
-GD04	Glides	\$26
-J01	Jury Base (black only)	\$150




All shipments for this series will be cartoned as standard. If blanket-wrapped shipping is required, please contact client services for additional information.

NEXXT TASK | Designed by Francisco Romero of PhiDesign

Swivel-Tilt with Tilt Lock Mechanism

ORDERING REQUIREMENTS:

- Model number
- Arm finish, as applicable
- Frame finish
- Base finish
- Poly-back color
- Upholstery selection
- Options, as applicable

MODEL	PRODUCT SPECIFICATIONS	BASE FINISH	FABRIC GRADES								LEATHER			
			COM	A	1	2	3	4	COL 5	6	7	8	L1	L2
3351-P 	Poly-Back, Armless 18.5" W x 23.5" D x 33.5" - 38.5" H Seat: 18.5" W x 18.25" D Seat Ht: 17" - 22" Back: 17.75" W x 15" H COM: .75 yd. COL: 15 sq. ft. 33 lbs.	Black Nylon	727	757	778	790	811	833	853	874	894	916	1,013	1,084
		Polished Aluminum	806	836	857	869	890	912	932	953	973	995	1,092	1,163
3353-P 	Poly-Back, Adjustable T-Arms 24" W x 23.5" D x 33.5" - 38.5" H Seat: 18.5" W x 18.25" D Seat Ht: 17" - 22" Back: 17.75" W x 15" H COM: .75 yd. COL: 15 sq. ft. 37 lbs.	Black Nylon	822	852	873	885	906	928	948	969	989	1,011	1,108	1,179
		Polished Aluminum	901	931	952	964	985	1,007	1,027	1,048	1,068	1,090	1,187	1,258
3354-P 	Poly-Back, Fixed Cantilever Arms 24" W x 23.5" D x 33.5" - 38.5" H Seat: 18.5" W x 18.25" D Seat Ht: 17" - 22" Back: 17.75" W x 15" H COM: .75 yd. COL: 15 sq. ft. 35 lbs.	Black Nylon	759	789	810	822	843	865	885	906	926	948	1,045	1,116
		Polished Aluminum	838	868	889	901	922	944	964	985	1,005	1,027	1,124	1,195

OPTIONS

-WA01	Width Adjustable Arms	\$30
-PV01	Pivot Arms	\$55
-FS01	1" Additional Seat Foam	\$30
-STC02	Soft Tread Casters	\$26
-STLC02	Soft Tread Self-Locking Casters	\$52
-GD04	Glides	\$26
-J01	Jury Base (black only)	\$150




All shipments for this series will be cartoned as standard. If blanket-wrapped shipping is required, please contact client services for additional information.

NEXXT TASK | Designed by Francisco Romero of PhiDesign

Non-Tilt, Height Adjustable Swivel Mechanism

ORDERING REQUIREMENTS:

- Model number
- Arm finish, as applicable
- Frame finish
- Base finish
- Poly-back color
- Upholstery selection
- Options, as applicable

MODEL	PRODUCT SPECIFICATIONS	BASE FINISH	FABRIC GRADES								LEATHER			
			COM	A	1	2	3	4	COL 5	6	7	8	L1	L2
3361-P 	Poly-Back, Stool, Armless 20" W x 20" D x 40" - 48" H Seat: 18.5" W x 18.25" D Seat Ht: 23" - 31" Back: 17.75" W x 15" H COM: .75 yd. COL: 15 sq. ft. 34 lbs.	Black Nylon	917	947	968	980	1,001	1,023	1,043	1,064	1,084	1,106	1,203	1,274
		Polished Aluminum	996	1,026	1,047	1,059	1,080	1,102	1,122	1,143	1,163	1,185	1,282	1,353
3363-P 	Poly-Back, Stool, Adjustable T-Arms 24" W x 20" D x 40" - 48" H Seat: 18.5" W x 18.25" D Seat Ht: 23" - 31" Back: 17.75" W x 15" H COM: .75 yd. COL: 15 sq. ft. 40 lbs.	Black Nylon	1,005	1,035	1,056	1,068	1,089	1,111	1,131	1,152	1,172	1,194	1,291	1,362
		Polished Aluminum	1,084	1,114	1,135	1,147	1,168	1,190	1,210	1,231	1,251	1,273	1,370	1,441
3364-P 	Poly-Back, Stool, Fixed Cantilever Arms 24" W x 20" D x 40" - 48" H Seat: 18.5" W x 18.25" D Seat Ht: 23" - 31" Back: 17.75" W x 15" H COM: .75 yd. COL: 15 sq. ft. 40 lbs.	Black Nylon	942	972	993	1,005	1,026	1,048	1,068	1,089	1,109	1,131	1,228	1,299
		Polished Aluminum	1,021	1,051	1,072	1,084	1,105	1,127	1,147	1,168	1,188	1,210	1,307	1,378

OPTIONS

-WA01	Width Adjustable Arms	\$30
-PV01	Pivot Arms	\$55
-FS01	1" Additional Seat Foam	\$30
-STC02	Soft Tread Casters	\$26
-STLC02	Soft Tread Self-Locking Casters	\$52
-GD04	Glides	\$26