

ROADSTER LOUNGE // DESIGNED BY PLD DESIGN GROUP



PRODUCT FEATURES/SPECIFICATIONS:

- » Arm and armless models.
- » Available with fixed legs, casters, or in combination.
- » Metal leg height measures $7\frac{1}{4}$ " in front and $6\frac{1}{4}$ " in back and is offered in standard and premium finishes.
- » Mobile version comes standard with two locking casters in rear and two non-locking casters in front.
- » Casters offered in silver finish only. Leg finish will be #90 Metallic Silver to match unless otherwise specified.
- » Units with fixed leg/caster combination, casters will be non-locking unless otherwise specified.
- » Soft-tread casters available, silver color only.
- » Optional pull, in satin nickel finish, available on mobile lounge chairs only.
- » Maximum weight capacity is 350 lbs.
- » All dimensions are nominal.

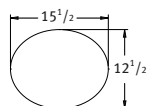
STANDARD METAL LEG FINISHES:

- » #06 Charcoal Grey
- » #90 Metallic Silver

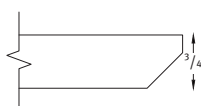
PREMIUM METAL LEG FINISHES:

- » #07 Gold Shimmer
- » #08 Penny
- » #09 Brown Sugar
- » #83 Metallic Champagne
- » #94 Cotton

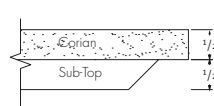
ROTATING TABLET:



Tablet Shape



Veneer/Laminate Top - Edge Profile



Corian Top - Edge Profile

- » Affixed to right or left arm/side, as specified.
- » Tablet size is $15\frac{1}{2}$ " W x $12\frac{1}{2}$ " D x $\frac{3}{4}$ " thick with 360-degree turning radius.
- » Surface finish options: veneer, laminate or Corian.
- » Veneer offered in maple, walnut and white oak, in all standard and custom wood finishes.
- » For custom wood finishes, please add one-time upcharge of \$400 List per color per order.
- » Laminate is applied to tablet top surface only.

ROADSTER LOUNGE // DESIGNED BY PLD DESIGN GROUP

ROTATING TABLET CONTINUED:

- » For standard laminates, refer to Standard Finish Card.
- » For custom laminates, add \$500 List per color per order. Pre-approval required, please contact client services.
- » Refer to Terms and Conditions for edge finish details.
- » For maximum durability, a Corian tablet or laminate surface with a clear coat edge finish is recommended.
- » Tablet mounting post will match leg finish unless otherwise specified (including premium finish selections).

CORIAN COLORS:

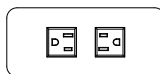
- » Designer White
- » Linen
- » Rain Cloud
- » Witch Hazel

POWER UNITS:

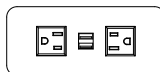
- » Unit affixed to right side, as seated, unless otherwise specified.
- » If specified in conjunction with a tablet, unit will be mounted to same side as tablet, unless otherwise specified.
- » Metallic silver or white finish with 108" electrical cord.
- » UL listed.
- » **Not available on units with casters.**



PB1
5³/₄" W x 2¹/₂" D
One outlet and two USB charging ports



PB2
5³/₄" W x 2¹/₂" D
Two outlets



PB3
6¹/₂" W x 2¹/₂" D
Two outlets and two USB charging ports





ORDERING REQUIREMENTS:

- » Model number
- » Metal leg finish
- » Upholstery selection
- » Options, as applicable

ROADSTER LOUNGE // DESIGNED BY PLD DESIGN GROUP

ORDERING REQUIREMENTS:

- » Model number
- » Metal leg finish
- » Upholstery selection
- » Options, as applicable

MODEL NUMBER	PRODUCT SPECIFICATIONS	FABRIC GRADES										LEATHER	
		COM	A	1	2	COL 3	4	5	6	7	8	L1	L2
4280 	Lounge Chair, Armless, Fixed Legs W 22 ¹ / ₂ D 28 ¹ / ₂ H 29 ¹ / ₂ Seat Height 18 Inside Seat Width 22 ¹ / ₂ Inside Seat Depth 19 2 ¹ / ₂ yds. 28 lbs. COL 50 sq. ft.	1127	1217	1277	1312	1375	1440	1500	1562	1620	1685	1972	2185
4285 	Lounge Chair, Armless, Casters W 22 ¹ / ₂ D 28 ¹ / ₂ H 29 ¹ / ₂ Seat Height 18 Inside Seat Width 22 ¹ / ₂ Inside Seat Depth 19 2 ¹ / ₂ yds. 28 lbs. COL 50 sq. ft.	1216	1306	1366	1401	1464	1529	1589	1651	1709	1774	2061	2274
4285-CF 	Lounge Chair, Armless, Casters Front, Fixed Legs Rear W 22 ¹ / ₂ D 28 ¹ / ₂ H 29 ¹ / ₂ Seat Height 18 Inside Seat Width 22 ¹ / ₂ Inside Seat Depth 19 2 ¹ / ₂ yds. 28 lbs. COL 50 sq. ft.	1216	1306	1366	1401	1464	1529	1589	1651	1709	1774	2061	2274
4285-CR 	Lounge Chair, Armless, Fixed Legs Front, Casters Rear W 22 ¹ / ₂ D 28 ¹ / ₂ H 29 ¹ / ₂ Seat Height 18 Inside Seat Width 22 ¹ / ₂ Inside Seat Depth 19 2 ¹ / ₂ yds. 28 lbs. COL 50 sq. ft.	1216	1306	1366	1401	1464	1529	1589	1651	1709	1774	2061	2274





OPTIONS

-TAR03	Veneer/Laminate Rotating Tablet, Right (as seated)	395
-TAL03	Veneer/Laminate Rotating Tablet, Left (as seated)	395
-TAR03-CO	Corian Rotating Tablet, Right (as seated)	650
-TAL03-CO	Corian Rotating Tablet, Left (as seated)	650
-PB1-S, -PB1-W	Power Band 1 (1 Power, 1 Data), Silver or White	430
-PB2-S, -PB2-W	Power Band 2 (Dual Power), Silver or White	345
-PB3-S, -PB3-W	Power Band 3 (Dual Power, 2 USB), Silver or White	450
-NS04	Non-Skid Glides	20
-STC02	Soft Tread Casters (set of 4)	50
-P01	Pull Handle (when specified with casters)	50
-PF02	Premium Leg Finish	80

ROADSTER LOUNGE // DESIGNED BY PLD DESIGN GROUP

ORDERING REQUIREMENTS:

- » Model number
- » Metal leg finish
- » Upholstery selection
- » Options, as applicable

MODEL NUMBER	PRODUCT SPECIFICATIONS	FABRIC GRADES										LEATHER	
		COM	A	1	2	COL 3	4	5	6	7	8	L1	L2
4290	Lounge Chair, Arms, Fixed Legs W 26 D 28½ H 29½ Seat Height 18 Inside Seat Width 22½ Inside Seat Depth 19 Arm Height 24¾ 3½ yds. 48 lbs. COL 70 sq. ft.	1365	1491	1575	1624	1712	1803	1887	1974	2055	2146	2548	2846
													
4295	Lounge Chair, Arms, Casters W 26 D 28½ H 29½ Seat Height 18 Inside Seat Width 22½ Inside Seat Depth 19 Arm Height 24¾ 3½ yds. 48 lbs. COL 70 sq. ft.	1457	1583	1667	1716	1804	1895	1979	2066	2147	2238	2640	2938
													
4295-CF	Lounge Chair, Arms, Casters Front, Fixed Legs Rear W 26 D 28½ H 29½ Seat Height 18 Inside Seat Width 22½ Inside Seat Depth 19 Arm Height 24¾ 3½ yds. 48 lbs. COL 70 sq. ft.	1457	1583	1667	1716	1804	1895	1979	2066	2147	2238	2640	2938
													
4295-CR	Lounge Chair, Arms, Fixed Legs Front, Casters Rear W 26 D 28½ H 29½ Seat Height 18 Inside Seat Width 22½ Inside Seat Depth 19 Arm Height 24¾ 3½ yds. 48 lbs. COL 70 sq. ft.	1457	1583	1667	1716	1804	1895	1979	2066	2147	2238	2640	2938
													


OPTIONS

-TAR03	Veneer/Laminate Rotating Tablet, Right (as seated)	395
-TAL03	Veneer/Laminate Rotating Tablet, Left (as seated)	395
-TAR03-CO	Corian Rotating Tablet, Right (as seated)	650
-TAL03-CO	Corian Rotating Tablet, Left (as seated)	650
-PB1-S, -PB1-W	Power Band 1 (1 Power, 1 Data), Silver or White	430
-PB2-S, -PB2-W	Power Band 2 (Dual Power), Silver or White	345
-PB3-S, -PB3-W	Power Band 3 (Dual Power, 2 USB), Silver or White	450
-NS04	Non-Skid Glides	20
-STC02	Soft Tread Casters (set of 4)	50
-P01	Pull Handle (when specified with casters)	50
-PF02	Premium Leg Finish	80


ROADSTER LOUNGE // DESIGNED BY PLD DESIGN GROUP

UPHOLSTERY COMBINATIONS:


- » When combining two COM/COV/COL fabrics, or fabrics with the same grade, add \$75 List per unit.
- » When combining three COM/COV/COL fabrics, or fabrics with the same grade, add \$100 List per unit.
- » When combining different grades of fabric, price will be based on the highest grade specified.
- » Two-tone upholstery examples and yardage requirements for the most common combinations are listed below. Additional combinations available, please contact client services for yardage requirements and pricing.
- » Note: Yardage amounts are based on fabric which is plain (i.e. non-directional) and a full 54" wide.
- » Appropriate upholstery code must be included.



Code	RL1
<u>Model</u>	<u>COM Requirement</u>
4280	Seat Cushion Only = 1 yd.
4285	Balance of Chair = 1 ³ / ₄ yds.



Code	RL2
<u>Model</u>	<u>COM Requirement</u>
4290	Seat Cushion Only = 1 yd.
4295	Balance of Chair = 2 ³ / ₄ yds.



Code	RL3
<u>Model</u>	<u>COM Requirement</u>
4290	Arms Only = 1 ¹ / ₄ yds.
4295	Balance of Chair = 2 ¹ / ₄ yds.