




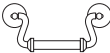



Edges					
					
Gallant		Sierra			
Drawer Pulls			Door Pulls		
					
Executive		Matrix		Matrix	
					
		Legacy		Legacy	

Standard Textile Selection

<https://ofs.com/resources/textiles>

Finish Options

Veneer	Flat cut: MMC - mocha, MLC - sienna and MVW - port
Laminate	HPL flat cut: CMP - mocha, CHP - sienna and VMP - port

Veneer

- Exposed surfaces are number one select cherry or walnut veneers
- Back panels and drawer fronts are matched in sets to assure proper grain balance
- Select straight and close grain patterns are used overall to maintain consistency between individual units

Worksurfaces

- 1.1875" thick tops feature 5-ply construction and are profiled on all sides
- Lumber banded edges are mitred at the corners
- High pressure laminate worksurfaces are 3-ply construction with .050 thickness for high impact resistance

Drawers

- Drawer sides and back are .4375" thick unidirectional birch and are assembled using rigid dowel construction
- Drawer bottoms are .25" thick
- Interiors are sanded and finished
- Box and file drawers are full extension
- Positive cushioned in-out stops, steel ball bearings and a durable finish to ensure a smooth ride

Locking

- Central locking secures all drawers with the turn of a single key
- All units ship keyed alike
- Removable lock cores for re-keying

Assembly

- Units feature tenon-and-groove case construction and mortise-and-tenon pedestal construction for ultimate stability
- Pedestals are constructed with lock mitre joints for added strength and corners have no visible break in veneers as it wraps around the desk front and sides.
- Structural joints secured by 16-gauge steel angle brackets and wood glue blocks
- Adjustable levelers feature insert nuts to prevent glide tear-out
- Casegoods ship fully assembled