

Steelcase Audio Visual Products Specification Guide

Availability



Electronic price list updated with release 190.E (U.S.) and 151.E (Canada), dated December 16, 2019.

All specifications subject to change without notice. Reference the electronic catalog/Hedberg for current pricing.

Spec News is available on village.steelcase.com. Search Steelcase Marketing Resources (Adstock) and download the current release's Spec News.

Tip: Steelcase Marketing Resources is a new global platform for ordering Steelcase marketing materials that replaces Adstock.

View or download Steelcase Specification Guides at [https://www.steelcase.com/resources/documents?tax-\[doctype\]=spec-guide](https://www.steelcase.com/resources/documents?tax-[doctype]=spec-guide).

Transitional products in this specification guide are **maintained for existing customers only** and are likely to be phased out over time. These products are indicated with a . Products that are scheduled to be culled are indicated with an , followed by the last order entry date.

Surface Materials

The surface materials team has announced the launch of the Finish Library, found at <http://finishlibrary.steelcase.com>.

► For a list of all trademarks, refer to the last page of this specification guide.

© 2019 Steelcase Inc.



For Canadian Pricing

Canadian factor can be found at www.steelcase.com/CADpricing. Calculate in the following order to avoid rounding errors:

- Multiply the base price and each option by the Canadian factor.
- Round each to the nearest dollar.
- Add base and options for total list price.

Working with This Specification Guide

Ten Tips: How to Get the Most Out of This Book	2
Additional Resources	4

media:scape mini and mobile

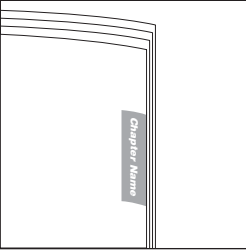
5

Resources

Style Number Index	19
	20


Ten Tips: How to Get the Most Out of This Book

Tip 1



Watch the tabs on the right-hand edges of the pages. They'll always indicate which chapter you are in.

Tip 2



Use the Statement of Line pages for an overview of the available components, their sizes, and page references for additional information. Each *Understanding* chapter includes a statement of line after the table of contents.

Tip 3



Find cross references by looking for page numbers flagged with an arrow.

Tip 4

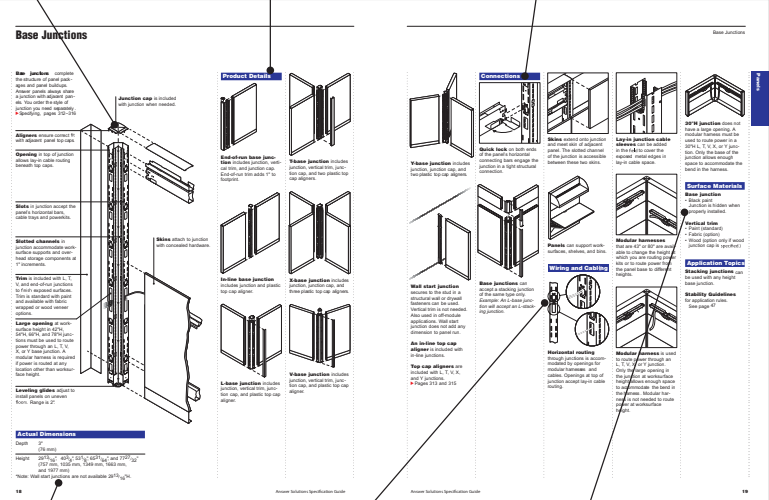
Study the product detail pages in the *Understanding* section to learn everything an expert knows about specific products. Each product detail page in this section contains the following features, where applicable:

- Product Drawing
- Actual Dimensions
- Product Details
- Connections
- Wiring and Cabling
- Surface Materials
- Application Topics

Product Drawing shows you what the product looks like and points out important features.

Product Details gives specific information on the product and how it is used.

Connections describes how the product is assembled or how it attaches to another product.



Actual Dimensions table lists the dimensions of the product.

Wiring and Cabling details the power and cable-management and cable routing capabilities of the product.

Surface Materials lists what material is used for each part of the product.

Additional Resources

Steelcase Audio Visual products are supported with informational materials, tools, and software to help you plan, specify, and order an installation efficiently.

Printed Materials

Other Specification Guides

Steelcase offers a comprehensive portfolio of furniture and solutions. For the full offering of products, refer to the individual product specification guides. These can be accessed at the www.steelcase.com web site or at village.steelcase.com

Computer Tools

Electronic Catalog

Accurate sales quotations and purchase orders for Steelcase products are created with specification software that uses Steelcase Electronic Catalog data. Use the data to specify and price style numbers and options for every Steelcase product. The data is updated bimonthly by Steelcase and provided to software programs including: the Hedberg Business System, SmartTools—Steelcase's design and specification software (for more information on SmartTools, please email SmartTools@steelcase.com), the ProjectMatrix Project Symbols libraries, as well as 20-20 CAP Studio.

Furniture Symbol Graphic Data

Steelcase creates 2D and 3D furniture symbols (with attributes) for planning and initially specifying Steelcase products. This data is incorporated into several add-on software packages that work in either a Microstation or an AutoCAD drafting environment.

Digital Publications

You can access these digital publications at www.steelcase.com or village.steelcase.com.

Support

Steelcase Capabilities

Steelcase products are distributed, installed, and serviced through a network of more than 600 dealers worldwide. Steelcase is also represented with offices and corporate showrooms in 26 U.S. cities, 4 Canadian cities, and in France, Germany, Great Britain, and Japan. Every Steelcase product meets our exceptionally high standards of quality and durability and comes with the Steelcase assurance of excellence in service.

For ordering or product assistance,

please call your local dealer, the Steelcase Solutions Resource Team, or the Steelcase Solutions Fulfillment Team at 1.888.STEELCASE (1.888.783.3522) or send an e-mail to lineone@steelcase.com.

Call the Steelcase Solutions Resource Team prior to placing an order, when working on a bid, or when you need information about product applications and specifications.

Call the Steelcase Solutions Fulfillment Team if you have submitted an order to Steelcase and you need to speak to your Solutions Fulfillment Team Representative about the order. Also call if you have any post-shipment quality concerns or service parts questions.

For warranty information, please go to <http://www.steelcase.com/warranty/>. Outside the U.S.A., Canada, Mexico, Puerto Rico, and the U.S. Virgin Islands, call 1.616.247.2500.

For information about Steelcase, the name of your nearest Steelcase dealer, or for product literature, call 1.800.333.9939 or visit our Web site: www.steelcase.com.

Understanding and Specifying media:scape mini and mobile



Statement of Line

6

Product Details

media:scape mini and mobile	8
media:scape mobile with HDVC	10
Dimensions—media:scape mini and mobile	12



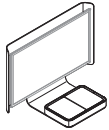
Specifying

media:scape mini	14
media:scape mobile	16
HDVC Kit	18

Statement of Line

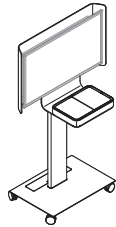
media:scape mini and mobile

mini and mobile



mini

Understanding
▶ Page 8
Specifying
▶ Page 14



mobile

Understanding
▶ Page 8
Specifying
▶ Page 16

media:scape mini and mobile

media:scape mini can be placed on top of any surface to transform spaces into collaborative work environments, extending the media:scape experience to smaller, existing settings. For added security, mini can be bolted or locked to worksurface.

► Specifying, page 14

media:scape mini and mobile can come with virtual PUCK only, or with two or four physical PUCKS, which are available in VGA, HDMI, DisplayPort, and mini DisplayPort connectors.

Note: If virtual PUCK is used, a network cable will need to be run to the unit.

► For media:scape PUCKS Understanding, see *Smart and Connected Specification Guide*

media:scape mini sets on the worksurfaces and does not require any attachments. For added security, mini can be bolted or locked to the worksurface.

media:scape mobile can be wheeled up to any worksurface and should be placed with media well floating above the worksurface.

media:scape mobile allows users to apply media:scape in a diverse range of settings — from hospitality to education, business, and healthcare — wherever collaboration might occur.

► Specifying, page 16

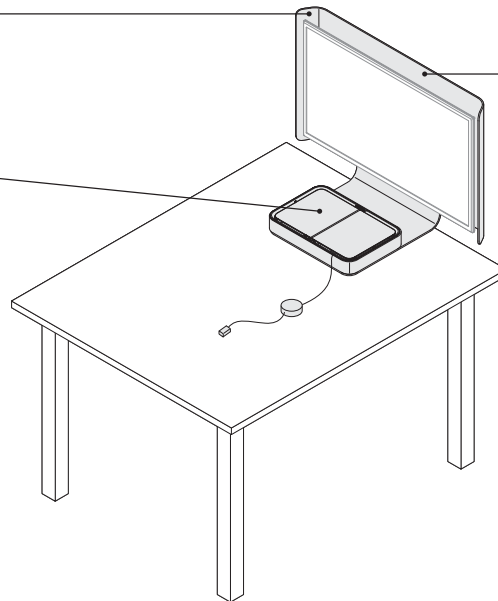
media:scape mobile is height-adjustable to accommodate both desk- and stool-height surfaces. An electric drill/driver can be used to easily adjust the mobile up or down.

► See Dimensions, page 12, for more information.

Weight of media:scape

mini is 90 lbs with the 40" shroud, and 94 lbs with the 42" shroud (monitor not included).

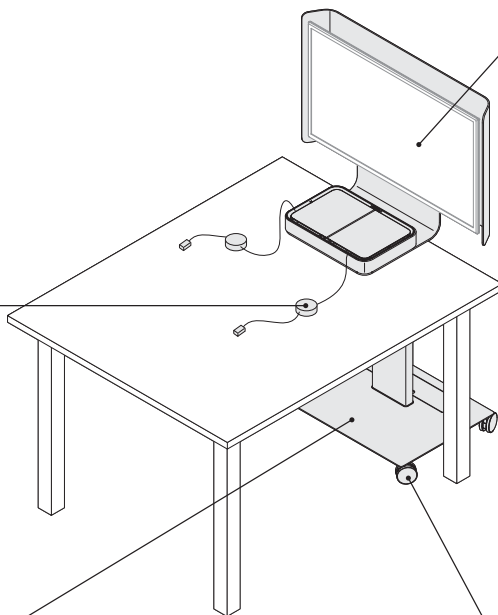
Media well houses four power receptacles, a power button, Physical PUCKs (if selected), and has a hinged cover.



Shroud comes standard, and is easy to remove to provide access to technologies components.

The power cord on mini extends 7' out the back of the base.

PUCKs (Personal User Control Key) enable the seamless flow of information between team members. PUCKs may be specified as VGA, HDMI, DisplayPort, or Mini DisplayPort.



Monitor is not included. media:scape mini and mobile have been optimized for either 40" or 42" LED monitors. For monitor selection criteria and limited monitor recommendations, go to: www.steelcase.com/mediascape.

When using a 40" or 42" monitor that is not recommended by Steelcase, utilize the included hardware kit for mounting which provides all necessary cables and hardware to be used with mini and mobile. Monitors must have an HDMI input and it is recommended they are commercial grade or equivalent. In order to integrate with media:scape power management features, the displays must recognize whether or not a signal is being sent to them. See *Steelcase.com* for the recommended monitor document.

Base is available in two finishes and includes the column. A storage compartment is included to house power cord when being transported. The power cord extends 9' out the bottom of the base.

Castors allow the unit to move easily. The unit comes with soft locking casters as a standard.

Product Details

Build-in security holes allow media:scape mini and mobile monitors to be secured using Kensington lock.

Steelcase Maintenance Agreement

media:scape mini and mobile include options for a one, two, or three year Steelcase maintenance agreement featuring an enhanced support system that provides:

- software/firmware enhancements
- prioritized technical support
- expedited shipping for hardware replacements

Power and Data

Power is included.

Surface Materials

Base

- Paint

Shroud, bridge, and media well

- Paint to match base

media:scape mobile with HDVC

media:scape mobile can host video conferencing solutions. The HDVC kit includes a CODEC case, top-mount and under-mount camera ledges, a HDMI cable, and a hardware package. Monitor and camera are not included.

► Specifying, page 16

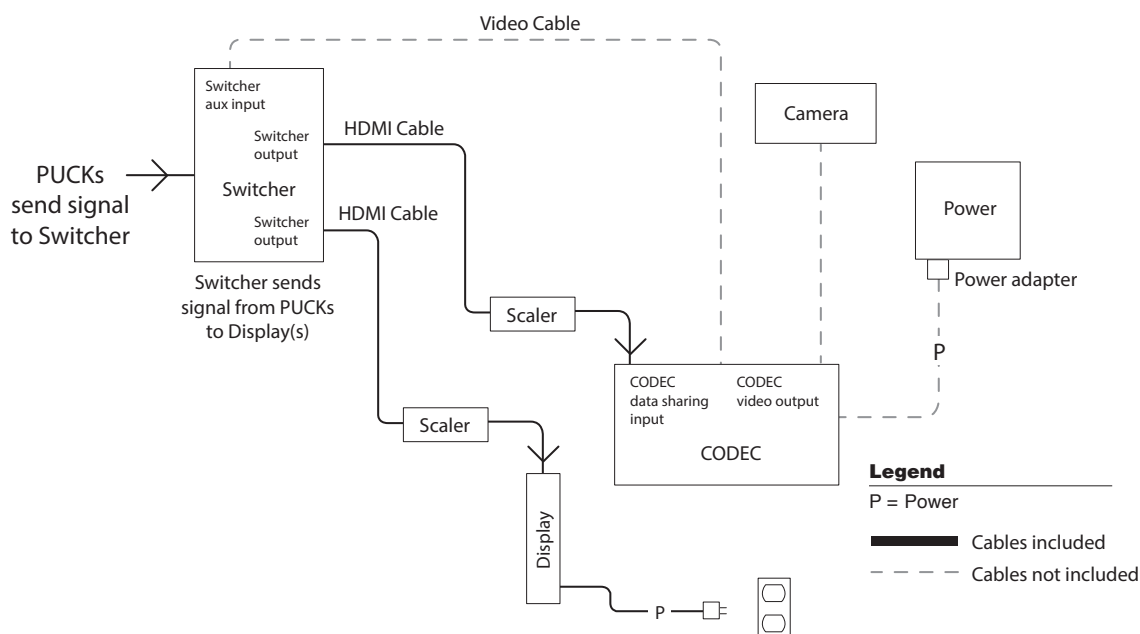
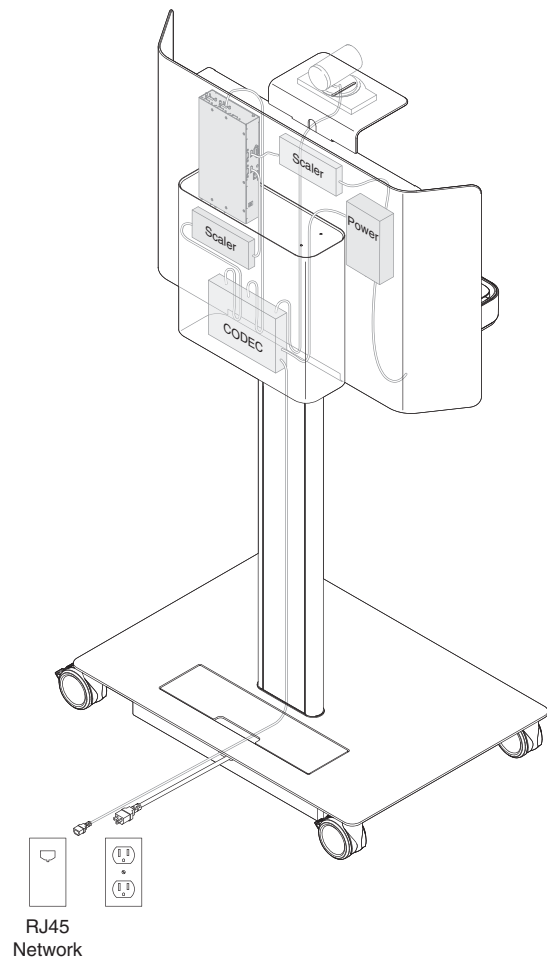
The CODEC case is designed for simplified installation of HDVC video-conferencing with media:scape mobile. The location of the CODEC case allows easy access to all necessary connections when the shroud is removed.

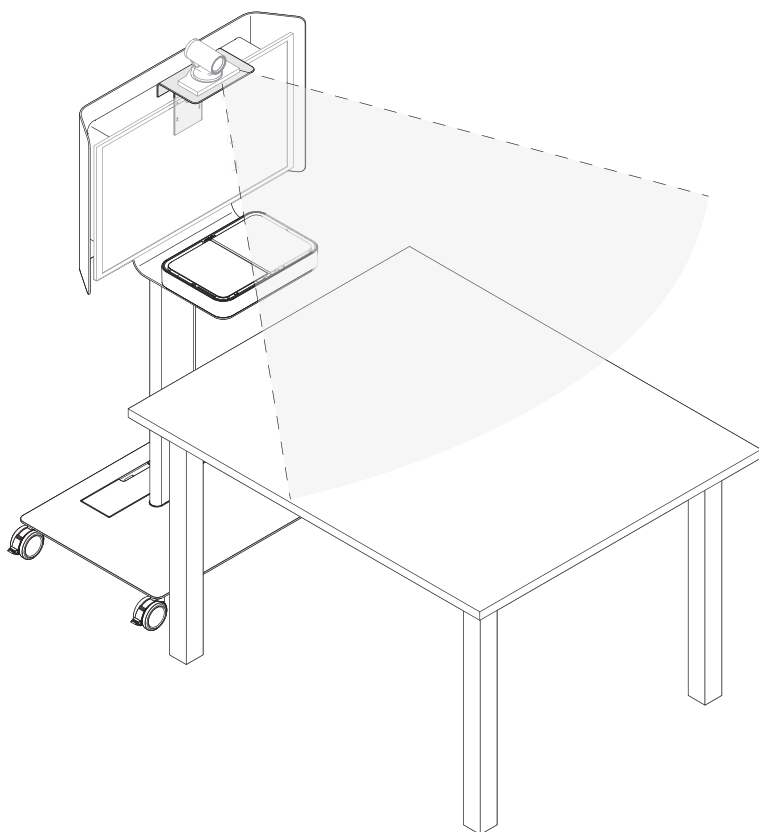
The CODEC case is 5¾" thick to accommodate most CODECs. The perforated cover lets heat dissipate from the CODEC and allows access to hardware for services.

Tip: All CODECs may not fit. Check the dimensions of the CODEC before ordering CODEC case.

Actual Dimensions

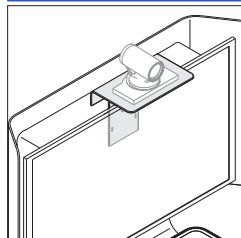
CODEC Case	Outer Dimensions	Inner Dimensions
Depth	5¾"	5⅛"
Width	17"	14⅜"
Height	16"	12⅝"



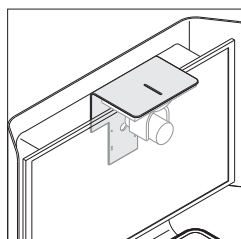


Tip: Sight lines will vary based on camera, mounting position, and distance from participants.

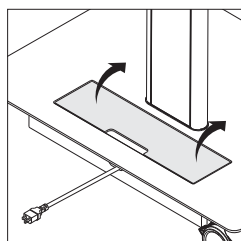
Product Details



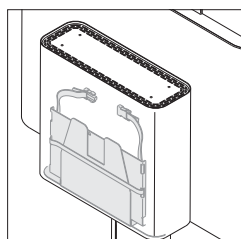
Top-mount camera ledge supports most industry standard HDVC cameras. Depth is 7" and width is 11 $\frac{1}{8}$ ".



Under-mount camera ledge accommodates most industry standard HDVC cameras. Depth is 8" and width is 11 $\frac{1}{8}$ ".



Flip-up door in base provides easy access to a power and data cables storage compartment.



A tether buckle is included to secure the CODEC. A Kensington lock is not included but recommended for security.

Surface Materials

HDVC kit
• Paint

Dimensions

media:scape mini and mobile

Actual Dimensions

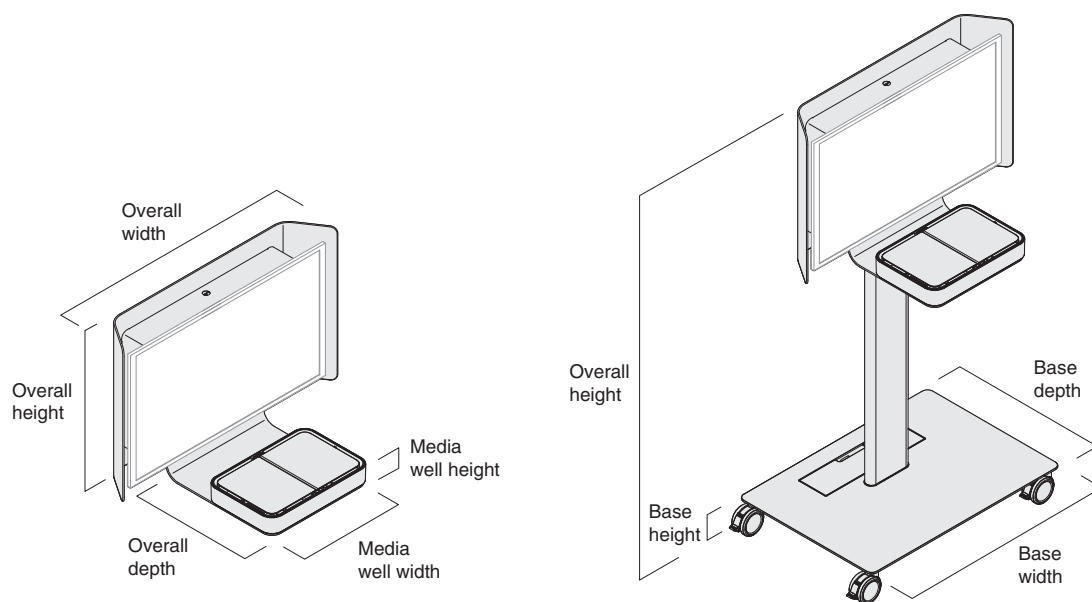
	40" mini	42" mini	40" mobile	42" mobile
Overall width	40"	43"	40"	43"
Overall height	28"	30½"	56½"–70½"	56"–73"
Overall depth	21"	21"	20"	20"
Overall interior width	37½"	40½"	37½"	40½"

Media well dimensions:

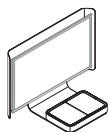
Width (all applications)	18¼"
Height (all applications)	3¾"

Mobile only dimensions:

Base depth	26½"
Base width	36"
Base height	5"



media:scape mini



Standard Includes	Required to Specify
<p>► Need help? Product details, page 8</p> <ul style="list-style-type: none"> • Shroud, bridge, and media well: paint • Monitor hardware kit 	<ol style="list-style-type: none"> 1 Style number 2 Paint color number for shroud, bridge, and media well: 4140 Arctic White Gloss 4803 Near Black Metallic 3 Shroud size (see below under Required Selections) 4 PUCK system (see below under Required Selections) 5 Maintenance agreement (see below under Required Selections) 6 Options, if selected (see below) 7 Displays (see below under Defaulted Components)

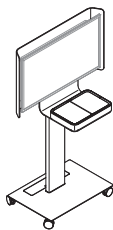
	Required Selections	U.S. Price	Required to Specify
Shroud Size	<ul style="list-style-type: none"> • Shroud for 40" monitor • Shroud for 42" monitor 	<p>No cost</p> <p>No cost</p>	<p>Specify <i>with shroud for 40" monitor</i>.</p> <p>Specify <i>with shroud for 42" monitor</i>.</p>
PUCK System	<ul style="list-style-type: none"> • Virtual PUCK only • Physical PUCKs only • Virtual and physical PUCKs 	<p>No cost</p> <p>+\$ 484</p> <p>+\$2711</p>	<p>Specify <i>with virtual PUCK only</i>.</p> <p>Specify <i>with physical PUCKs only</i>.</p> <p>Specify <i>with virtual and physical PUCKs</i>.</p>
Maintenance Agreement	<p>For mini using virtual PUCK only</p> <ul style="list-style-type: none"> • One year • Two years • Three years <p>For mini using only physical PUCKs</p> <ul style="list-style-type: none"> • One year • Two years • Three years <p>For mini using both virtual and physical PUCK</p> <ul style="list-style-type: none"> • One year • Two years • Three years 	<p>+\$ 408</p> <p>+\$ 734</p> <p>+\$1040</p> <p>+\$ 714</p> <p>+\$1285</p> <p>+\$1821</p> <p>+\$1122</p> <p>+\$2020</p> <p>+\$2861</p>	<p>Specify <i>with one year maintenance agreement</i>.</p> <p>Specify <i>with two year maintenance agreement</i>.</p> <p>Specify <i>with three year maintenance agreement</i>.</p> <p>Specify <i>with one year maintenance agreement</i>.</p> <p>Specify <i>with two year maintenance agreement</i>.</p> <p>Specify <i>with three year maintenance agreement</i>.</p> <p>Specify <i>with one year maintenance agreement</i>.</p> <p>Specify <i>with two year maintenance agreement</i>.</p> <p>Specify <i>with three year maintenance agreement</i>.</p>

Tip: Maintenance agreement upcharges are based on number of years, as well as which PUCK system has been selected.



For Canadian Pricing
Multiply U.S. Price by the Canadian price factor.
► See page 1 for details.

media:scape mobile



Tip: Third party integration must be selected to accommodate HDVC capabilities.

Tip: Virtual PUCK only is not offered on media:scape mobile with third party integration.

Tip: Maintenance agreement upcharges are based on number of years, as well as which PUCK system has been selected.

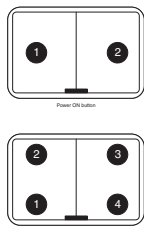
Standard Includes	Required to Specify
<ul style="list-style-type: none"> ▶ Need help? Product details, page 8 • Shroud, bridge, and media well: paint • Monitor hardware kit 	<ol style="list-style-type: none"> 1 Style number 2 Paint color number for shroud, bridge, and media well: 4140 Arctic White Gloss 4803 Near Black Metallic 3 Shroud size (see below under Required Selections) 4 PUCK system (see below under Required Selections) 5 Maintenance agreement (see below under Required Selections) 6 Options, if selected (see below) 7 Displays (see below under Defaulted Components)

	Required Selections	U.S. Price	Required to Specify
Shroud Size	<ul style="list-style-type: none"> • Shroud for 40" monitor • Shroud for 42" monitor 	No cost No cost	Specify <i>with shroud for 40" monitor</i> . Specify <i>with shroud for 42" monitor</i> .
Third Party	<ul style="list-style-type: none"> • No third party • With third party 	No cost No cost	Specify <i>with no third party integration</i> . Specify <i>with third party integration</i> .
PUCK System	Available on mobile with third party integration <ul style="list-style-type: none"> • Physical PUCKs only • Virtual and physical PUCKs 		
		+\$ 484 +\$2711	Specify <i>with physical PUCKs only</i> . Specify <i>with virtual and physical PUCKs</i> .
	Available on mobile with third party integration <ul style="list-style-type: none"> • Virtual PUCK only • Physical PUCKs only • Virtual and physical PUCKs 		
		No cost +\$ 484 +\$2711	Specify <i>with virtual PUCK only</i> . Specify <i>with physical PUCKs only</i> . Specify <i>with virtual and physical PUCKs</i> .
Maintenance Agreement	For mobile using virtual PUCK only <ul style="list-style-type: none"> • One year • Two years • Three years 		
		+\$ 408 +\$ 734 +\$1040	Specify <i>with one year maintenance agreement</i> . Specify <i>with two year maintenance agreement</i> . Specify <i>with three year maintenance agreement</i> .
	For mobile using only physical PUCKs <ul style="list-style-type: none"> • One year • Two years • Three years 		
		+\$ 714 +\$1285 +\$1821	Specify <i>with one year maintenance agreement</i> . Specify <i>with two year maintenance agreement</i> . Specify <i>with three year maintenance agreement</i> .
	For mobile using both virtual and physical PUCK <ul style="list-style-type: none"> • One year • Two years • Three years 		
		+\$1122 +\$2020 +\$2861	Specify <i>with one year maintenance agreement</i> . Specify <i>with two year maintenance agreement</i> . Specify <i>with three year maintenance agreement</i> .



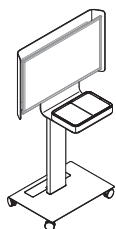
For Canadian Pricing
 Multiply U.S. Price by the Canadian price factor.
 ▶ See page 1 for details.

Tip: When specifying physical PUCKs, please use the image below as a guide:



	Options	U.S. Price	Required to Specify
HDVC Kit	• HDVC kit	+\$1584	Specify with HDVC kit.
PUCK Quantity	• Two PUCKs • Four PUCKs	+\$1364 +\$2728	Specify with PUCK quantity 2. Specify with PUCK quantity 4.
Physical PUCKs	<ul style="list-style-type: none"> • PUCK 1 <ul style="list-style-type: none"> - VGA - HDMI - DisplayPort - Mini DisplayPort • PUCK 2 <ul style="list-style-type: none"> - VGA - HDMI - DisplayPort - Mini DisplayPort • PUCK 3 <ul style="list-style-type: none"> - VGA - HDMI - DisplayPort - Mini DisplayPort • PUCK 4 <ul style="list-style-type: none"> - VGA - HDMI - DisplayPort - Mini DisplayPort 	No cost No cost No cost No cost No cost No cost No cost No cost No cost No cost No cost No cost No cost No cost No cost No cost	Specify with VGA PUCK. Specify with HDMI PUCK. Specify with DisplayPort PUCK. Specify with Mini DisplayPort PUCK. Specify with VGA PUCK. Specify with HDMI PUCK. Specify with DisplayPort PUCK. Specify with Mini DisplayPort PUCK. Specify with VGA PUCK. Specify with HDMI PUCK. Specify with DisplayPort PUCK. Specify with Mini DisplayPort PUCK. Specify with VGA PUCK. Specify with HDMI PUCK. Specify with DisplayPort PUCK. Specify with Mini DisplayPort PUCK.

Tip: Only one display can be supported with mini and mobile. The display upcharge is dependant on PUCK system selection. Monitor is not included.



Tip: The media:scape digital switcher must be connected to a network cable in order to enable virtual PUCK and media:scape manager. Running two network cables, one for the switcher and one for the virtual PUCK receiver, prior to the installation is recommended.

	Defaulted Components	U.S. Price	Conditions
Displays	<ul style="list-style-type: none"> • One display (virtual PUCK only, no scaler) • One display (scaler included) 	No cost +\$ 593	If virtual PUCK only is selected for PUCK system. If physical PUCKs only, or virtual and physical PUCKs is selected for PUCK system.

Specification Information

Dimensions			Style Number	U.S. Base Price
D	W	W		
20"	40"	56½" — 70½"	M03MOBILEA	\$12,848

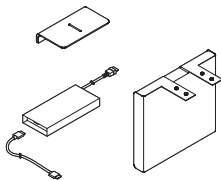


For Canadian Pricing

Multiply U.S. Price by the Canadian price factor.

► See page 1 for details.

HDVC Kit



	Standard Includes	Required to Specify
► Need help? Product details, page 8	<ul style="list-style-type: none">• Top-mount camera ledge• Under-mount camera ledge• CODEC case• HDMI cable• Hardware package	1 Style number 2 Paint color number: 4140 Arctic White Gloss 4803 Near Black Metallic

Specification Information	
•Style •Number •	•U.S. •Price •
M02MOBILEHK	\$1584



For Canadian Pricing
Multiply U.S. Price by the
Canadian price factor.
► See page 1 for details.

Resources

Style Number Index

20

Style Number Index

Style Number	Page	Description
M02MOBILEHK	18	HDVC Kit
M03MINIA	15	media:scape mini
M03MOBILEA	17	media:scape mobile

Trademark List

- ® The following are registered trademarks for products of Steelcase Inc. or one of its related corporate entities: 4 o'clock, 900 Series, à la carte, Airtouch, Ally, Amia, Answer, Archipelago, Avenir, Ballet, Bix, Brayton International, Cachet, Canopy, Canto, Chancellor, Coalesse, Confidante, Context, Convene, CopyCam, Criterion, Crushed Can, Currency, dash, Designtex, Details, Detour, Drive, Elective Elements, Ellipse, Ember Chrome, Emerge, E-Table 2, FYI, Garland, Gentry, Ginkgo Biloba, Groupwork, Ideo, Jacket, Jenny, Jersey, Kart, Kick, LaCosta, Leap, Let's B, LiveBack, Max-Stacker, media:scape, Metro, Migrations, Mitra, Montage, Nurture, Oriana, Parade, Pathways, PCT, Permiso, Player, Portal, Power Pincher, Progeny, Protégé, R2, Rally, Relevant, Reply, Rizzi Arc, Sensor, Series 9000, Siento, Sieste, Sine, Softcare, Springboard, Steelcase, Steelcase Design Partnership, Stella, Stow Davis, Swathmore, Sylvi, TeamWork, Technique, Texpress, Think, Thunder, Topo, Train, turnstone, Underline, Unison, Vecta, Viridian, Walden, Wernld, and X-Stack.
- ® The following registered trademarks are under license from AWI Licensing Company, Dover, DE: SoundScapes, DuraBrite, BioBlock, and Armstrong.
- ® The following registered trademarks are under license from Byrne Electrical, Rockford, MI: Interport, Mini-Port, Axil Z, and Ellora.
- ® The following is a registered trademark of DuPont, Wilmington, DE: Corian.
- ® The following is a registered trademark of Genlyte Thomas Company, Louisville, KY: Lightolier.
- ® The following is a registered trademark of Hilti Corporation, FL-9494 Schaan, Principality of Liechtenstein: Hilti.
- ® The following is a registered trademark of Leviton Manufacturing Company, Little Neck, NY: Decora.
- ® The following is a registered trademark of Mechanical Plastics Corp, Elmsford, NY: Toggler.
- ® The following is a registered trademark of Microsoft Corporation, Redmond, WA: Microsoft.
- ® The following is a registered trademark of Panduit Corporation, Lockport, IL: Panduit.
- ® The following is a registered trademark of Trav (Press), Cuneo, Italy: Assisa.
- ® The following is a registered trademark of Virtual Ink, Boston, MA: mimioActive.
- ® The following registered trademarks are under license from Wilkhahn Furniture Products: Avera, Senzo, Versal, and Wilkhahn FS.

- ® The following is a registered trademark of Wilsonart International, Temple, TX: Chemsurf.
- ® The following is a registered trademark of Wiremold, West Hartford, CT: Wiremold.
- ® The following is a registered trademark of EMU Group S.P.A., Perugia, Italy: Emu.
- ® The following is a registered trademark of Security People, Inc.: Digilock.
- ™ The following are trademarks for products of Steelcase Inc. or one of its related corporate entities: Access, Active/Passive Shelf, Ainsley, Akira, Alcove, Alerion, Alight, Amaris, American Elect, American Tradition, ap40, Arbor, Arriva, Asana, Ascot, Aspekt, Astor, Await, Bassline, B-Free, Bira, Bivi, Bixby, Bottomline, Brody, Brook, Buoy, Burton, c:scape, Calla, Calm, Camber, Campfire, Capa, Cappuccino, Cesar, Chester, Chord, Circa, Clarendon, Classic Rectangular, Clipper, cobì, Collaboration, Community, Company, Convey, Cortex, Coupe, Crea, Crew, Cura, Cypress, Davenport, Dearborn, Deck, Déjà, Denizen, Denska, Derby, Divisio, Donovan, Dune, Duo, Echo, Edge, Elsna, Empath, Empress, Enea, ēno, EnSync, Enviro, Escapade, Exchange, Exponents, Field, Flat Top, FlexFrame, Flip Top, Flute, Folio, FrameOne, FreeFlow, Frontier, Galliei, Gesture, Ginger, Ginkgo, Go Wall, Grip, Groove, Hatchback, Hawthorne, Hitch, Host Collection, Hosu, Huddleboard, i2i, Impact, Indy, InfoLink, IOS, I-Solve, Jack, Jarrah, Jetty, Juice, Kami, Kast, Kathryn, Lagunitas, Lark, L'Attitude, LearnLab, Leela, LessThanFive, Lincoln, Linden, LiveSeat, Loria, Lyric, Malibu, Malibu Too, Mansfield, Marathon, Martini, Mason, Masque, Migration, Millbrae, Mineral, Mingle, Mystic, Mystic Metal, Mystic Wood, Montara650, Montreal, Move, Nadia, Neighbor, nesso, Nickel, Nikko, Nod, Node, Norfolk, Ology, Ontrak, Oom, Opus, Orchid, Outlook Collection, Ovation, Paloma, Paperflo, Parliament, Pasio, Passerelle, Patriarch, Payback, Peek, Pile File, Pisa, Pool, Potrero415, PUCK, QiVi, Quba, Rave, Reed, Regard, Relay, Reunion, Ripple, Riser, Roam, Rocco, Rocky, RoomWizard, Runner, Satellite, Sawyer, ScapeSeries, Senti, Sentinel, Senza, Sequoia, Session, ShareLink, Shield, Shortcut, Sidewalk, SILQ, Skylar, Slumber, Smoke, Snug, Soft Leaf, Sonata, Sorrel, SOTO, Southside, Stationkits, Steelcase Series, Stiletto, Surprise!, Surround, Switch, Symphony, Sync, TagWizard, Tava, TeamStudio, TeamTheater, Tenaro, Terrazzo, Theorem, Thread, Topaz, Touchdown, Tour, Tower Too, Trees, Trillium, Trolly, tX2, U-Free, Umami, Underscore, Uno, V.I.A., Verb, Verge, Verlay, Victor2, Visalia, Waldorf, Woodruff, Workspring, and X-tenz.
- ™ The following is a trademark of Microsoft Corporation, Redmond, WA: Windows.
- ™ The following is a trademark of Rodman Industries, Inc., Oconomowoc, WI: ResinCore1.
- ™ The following is a trademark of Ultrafabrics, LLC, Elmsford, NY: Ultraleather.

- ™ The following trademarks are under license from Wilkhahn Furniture products: Cana, Linus, Logon, Picto, Range, Stitz, Thema, Timetable, and Tubis.
- ™ The following trademark is used under license from Cradle to Cradle Products Innovation Institute, Oakland, CA: Cradle to Cradle Certified.
- ™ The following trademarks are under license from Walter Knoll: Andoo, Bob, Lazlo, Lox, Ribbon, and Together.
- ™ The following trademarks are under license from PP Möbler: Bar and Flag Halyard.
- ™ The following trademarks are under license from Viccarbe: Davos, Holy Day, Last Minute, RS, Sistema, and Wrapp.
- ™ The following trademarks are under license from Carl Hansen: Elbow, Paddle, Shell, Wing, and Wishbone.
- ™ The following trademarks are under license from Cambridge Sound Management, LLC, Cambridge, MA: QtPro Soundmasking, Qt Quiet Technology, and Sonet Qt.
- ™ The following is a trademark of Electri-Cable Assemblies, Shelton, CT: Interact.
- ™ The following is a trademark of Clestra Hauserman: IRYS.
- ™ The following is a trademark of Wiesner-Hager Möbel GmbH: Nooi.
- ™ The following are trademarks of PolyVision: a³, e³, Flow, Motif, PolyVision, Sans, and Serif.
- ™ The following is a trademark of Bostock Company, Inc: SnapCab.
- ™ The following is a trademark of Williams-Sonoma, Inc: West Elm.
- ™ The following is a trademark of Elena Marquina Testor: nanimarquina.
- ™ The following is a trademark of Forbo International SA: Forbo.

Trademarks used here in are the property of Steelcase, Inc. or of their respective owners.