



Prices effective September 3, 2019

Published November 2019

Tu[®] Wood Storage

Introduction	page 2
Tu[®] Wood Storage	3
Pedestals	5
Credenzas	25
Storage Towers	47
Personal Towers	59
Bookcases	68
Wardrobe	72
End-of-Run Storage	76
Cubbies	92
Keyless Locks	114
Tu Wood for Vista [™]	117
Indices	173
By Name	173
By Number	175
Appendices	
20-Day or Less/Assigned Lead-Time Order Information	
Keyed-Alike Information	
Stain-to-Match Program	
Customer's Own Material/Customer's Own Leather Order Information-Cushion Tops	
Customer's Own Material Order Information-Workspaces	
Proprietary Textiles Application Chart-Seating	
Proprietary Textile Colors-Seating	
Maharam [®] Application Chart-Seating	
Maharam Colors-Seating	
For the latest materials information, refer to the Materials pages on HermanMiller.com.	

A Note on the Organization of This Book

There are a few signals that will help you understand the organization of this book. Once you know them, you should be able to find your way around easily.

Like a newspaper, this book is formatted with columns of text and illustrations that run vertically.

Information wraps from one column to the next and continues for as many pages as it needs to.

Black bars are clues.

A black bar at the top of a page signals the start of information about a product.

This information is divided into two sections, each signaled by a black bar. Product Information includes a description, additional notes, and dimensional drawings. Specification Information, which always begins at the top of a column, includes a series of steps. Each step represents a decision you need to make in order to complete your product number. Steps must be followed sequentially. The number of pages needed to complete information on a product varies; some will be complete in one page; others may fill three or four pages. Just continue going through the steps until you run into the next product, signaled by the black bar at the top of the page.

Black tabs running along the outside edge of the page help you locate what section you are in or what section you want to go to. You can thumb forwards or backwards to find a section; tabs and text appear on both sides of the page.

The additional pages in the back of the book include the appendices and indices. They are signaled by a long black bar running along the outside edge of the page.

The index is presented two ways.

The first index is in alphabetical order by product name. It can be helpful if you are new to the products and numbering scheme or if you are looking for a type of product, such as work chair or round table.

The second index is by product number. It lists, in alphanumeric order, the base product number, typically a five-digit number.

This book is effective September 3, 2019, subject to change without notice. Products may be purchased from authorized Herman Miller dealers who will quote prices upon request. For more information about our products and services or to see a list of dealers, visit www.HermanMiller.com.


All prices are list prices in US Dollars. Additional services, such as planning services, design, storage, and installation, are not included and must be added to these prices when the additional services are requested.


Illustrations, specifications, and prices are based on the latest information at the time of publication. The right is reserved to make changes at any time without notice in prices, fabrics, finishes, materials, specifications, and models, and also to discontinue models and finishes.

Dimensions shown in the drawings are engineering drawing dimensions rounded up to the nearest $\frac{1}{8}$ ". Product is shipped set up or knocked down. Products that include "Shipped knocked down" in the description require some assembly. If this statement does not appear in the description, the product is shipped assembled.

Service problems are normally handled by a Herman Miller authorized dealer. Where this cannot be accomplished on a local level, service problems should be referred to the Customer Care Representative for your region, Herman Miller, Inc., Zeeland, Michigan 49464.

20-Day or Less/Assigned Lead-Time Shipments

All products and options in this price book not designated by an Assigned Program icon  will ship in **20 business days or less** after being acknowledged by Herman Miller.

Products and options designated by an  are on the assigned lead-time program and may ship in 20 days, less than 20 days, or more than 20 days from order acknowledgement.

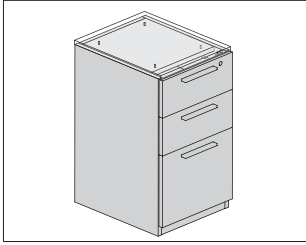
Wood Storage

Keyless Locks

Tu® Wood for Vista™

Surface-Attached Pedestal

L2PS.



Product Information

Description

This pedestal attaches under a work surface on the left or right side to provide support and eliminate the need for a cantilever. It has an all-laminate case with laminate fronts or all-veneer case with veneer fronts, 2"-high recessed base, base with front to floor, or 2"-high foot with 1" leveling glides. A counterweight and top are required when specified in a freestanding application.

Actual pedestal depth is 19⁷/₈" (20), 22⁷/₈" (24), or 28⁷/₈" (28). Actual pedestal width is 15". Actual pedestal height is 27¹/₄". Adding top will increase height by 3/4", 1¹/₈", or 1¹/₄".

Box drawers and file drawers have full-extension slides. File drawers accommodate front-to-back filing of letter-sized hanging files. Specify a file converter to file side-to-side.

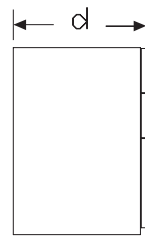
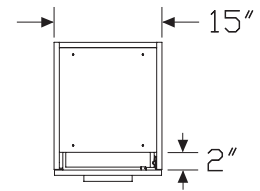
Notes

Order optional accessories separately:

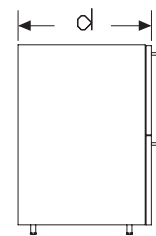
- Storage top (L2ST.)
- Pencil tray (L2UT.906)
- File converter (L29P.15)

For keyed-alike locks, order lock plugs separately. See Keyed-Alike information in Appendices.

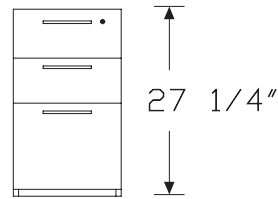
Dimensions



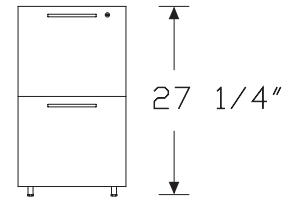
Box/Box/File



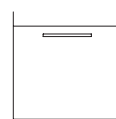
File/File



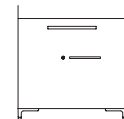
Base



Foot



Base with front to floor



C-Foot

Specification Information

Step 1.

L2PS. A

Step 2. Width

15 15" wide A +\$0

Step 3. Depth

20 20" deep +\$1074

24 24" deep +\$1146

28 28" deep +\$1221

Step 4. Base/Foot Height

1 base +\$0

3 base with fronts to floor A +\$12

5 foot +\$111

9 c-foot A +\$143

Step 5. Configuration

FF file/file +\$0

BBF box/box/file +\$92

Step 6. Case/Front Material

L laminate +\$0

V veneer A +\$1096

Step 7. Pull Type

A arc pull +\$0

K bar pull +\$0

U flush pull A +\$0

Step 8. Interior Drawer Material

M metal +\$0

Step 9. Case/Front Finish

For laminate (L)

LBM crisp linen +\$0

LBN classic linen +\$0

LBP casual linen +\$0

For laminate (L)

LBK pewter mesh +\$0

LBL steel mesh +\$0

For laminate (L)

8Q folkstone grey +\$0

91 white +\$0

98 studio white +\$0

CL cool grey neutral +\$0

LU soft white +\$0

WL sandstone +\$0

WN warm grey neutral +\$0

For laminate (L)

LBF neutral twill +\$0

LBG sarum twill +\$0

LBH earthen twill +\$0

LBJ graphite twill +\$0

LBQ white twill +\$0

For laminate (L)

76 light brown walnut +\$0

HM natural maple +\$0

HP light anigre +\$0

HX aged cherry +\$0

HY walnut on cherry +\$0

LBA clear on ash +\$0

LBR phantom ecru +\$0

LBS phantom cocoa +\$0

LBU medium matte walnut +\$0

LBV warm grey teak +\$0

LBB oak on ash +\$0

LBC walnut on ash +\$0

LBD dark brown walnut +\$0

LBE medium red walnut +\$0

For veneer (V)

2U light brown walnut A +\$85

40 dark brown walnut A +\$85

ED aged cherry A +\$85

EK medium red walnut A +\$85

ET clear on ash A +\$85

EU oak on ash A +\$85

EV walnut on ash A +\$85

EW medium matte walnut A +\$85

UL natural maple A +\$85

UX walnut on cherry A +\$85

Surface-Attached Pedestal *continued*

Step 10. Pull Finish

For arc pull (A)

NH	brushed nickel	+\$0
NK	black nickel	+\$0

Metallic Paint

For bar pull (K) or flush pull (U)

CN	metallic champagne <input type="checkbox"/>	+\$0
MS	metallic silver <input type="checkbox"/>	+\$0

Sand Texture Paint

For bar pull (K) or flush pull (U)

79	green apple <input type="checkbox"/>	+\$15
BK	black <input type="checkbox"/>	+\$0
MY3	yellow oxide <input type="checkbox"/>	+\$15
RO	red <input type="checkbox"/>	+\$15
TRQ	turquoise <input type="checkbox"/>	+\$15

Smooth Paint

For bar pull (K) or flush pull (U)

8Q	folkstone grey <input type="checkbox"/>	+\$0
91	white <input type="checkbox"/>	+\$0
98	studio white <input type="checkbox"/>	+\$0
G1	graphite <input type="checkbox"/>	+\$0
WL	sandstone <input type="checkbox"/>	+\$0

Step 11. Foot Finish

For foot (5) or c-foot (9)

Metallic Paint

CN	metallic champagne <input type="checkbox"/>	+\$0
EH	metallic bronze <input type="checkbox"/>	+\$0
MS	metallic silver <input type="checkbox"/>	+\$0

Sand Texture Paint

8Q	folkstone grey <input type="checkbox"/>	+\$0
91	white <input type="checkbox"/>	+\$0
98	studio white <input type="checkbox"/>	+\$0
BK	black <input type="checkbox"/>	+\$0
CL	cool grey neutral <input type="checkbox"/>	+\$0
G1	graphite <input type="checkbox"/>	+\$0
WL	sandstone <input type="checkbox"/>	+\$0
WN	warm grey neutral <input type="checkbox"/>	+\$0

Step 12. Counterweight

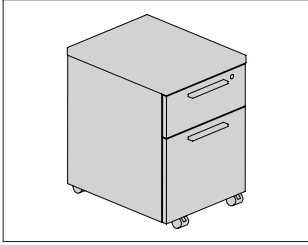
NO	no counterweight	+\$0
CB	counterweight	+\$50

Step 13. Lock Option

KA	keyed alike	-\$10
KC	keyed differently, chrome	+\$0
KD	keyed differently, black	+\$0

Mobile Pedestal

L2PM.



Tu® Wood Storage

Product Information

Description

This mobile pedestal fits below a hanging or freestanding work surface. It has an all-laminate case with laminate fronts or all-veneer case with veneer fronts, applied metal pulls, and black amber casters. It has 1 box drawer and 1 file drawer. Counterweight is included.

Actual pedestal depth is 19⁷/₈". Actual pedestal width is 15". Actual pedestal height is 22" with ³/₄" laminate top.

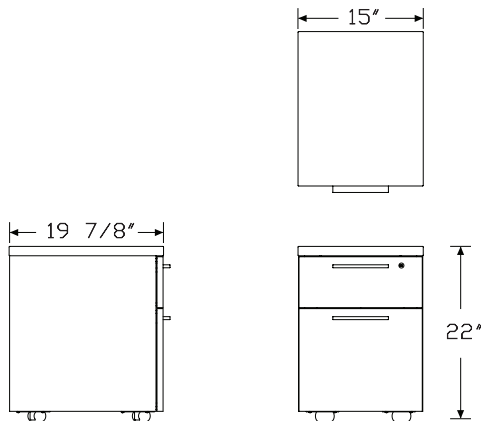
Box drawers and file drawers have full-extension slides and hold front-to-back letter-sized hanging files. Specify a file converter for side-to-side filing.

Notes

Order optional accessories separately:

- Add-on cushion top (L2SC.PD)
- Pencil tray (L2UT.906)
- File converter (L29P.15)

Dimensions



Specification Information

Step 1.

L2PM. A

Step 2. Depth

20 20" deep +\$0

Step 3. Configuration

BF box/file +\$1076

Step 4. Case/Front Material

L laminate +\$0

V veneer A +\$987

Step 5. Top Material

For laminate (L)

02 ³/₄" laminate +\$0

08 1¹/₈" laminate +\$77

06 1¹/₄" laminate +\$77

For veneer (V)

05 ³/₄" veneer A +\$153

09 1¹/₈" veneer A +\$234

07 1¹/₄" veneer A +\$234

Step 6. Pull Type

A arc pull +\$0

K bar pull +\$0

U flush pull A +\$0

Step 7. Interior Drawer Material

M metal +\$0

Step 8. Case/Front Finish

For laminate (L)

LBM crisp linen +\$0

LBN classic linen +\$0

LBP casual linen +\$0

For laminate (L)

LBK pewter mesh +\$0

LBL steel mesh +\$0

<i>For laminate (L)</i>		
8Q	folkstone grey	+\$0
91	white	+\$0
98	studio white	+\$0
CL	cool grey neutral	+\$0
LU	soft white	+\$0
WL	sandstone	+\$0
WN	warm grey neutral	+\$0

<i>For laminate (L)</i>		
LBF	neutral twill	+\$0
LBG	sarum twill	+\$0
LBH	earthen twill	+\$0
LBJ	graphite twill	+\$0
LBQ	white twill	+\$0

<i>For laminate (L)</i>		
LA	light ash A	+\$0
76	light brown walnut	+\$0
HM	natural maple	+\$0
HP	light anigre	+\$0
HX	aged cherry	+\$0
HY	walnut on cherry	+\$0
LBA	clear on ash	+\$0
LBR	phantom ecru	+\$0
LBS	phantom cocoa	+\$0
LBU	medium matte walnut	+\$0
LBV	warm grey teak	+\$0
LBB	oak on ash	+\$0
LBC	walnut on ash	+\$0
LBD	dark brown walnut	+\$0
LBE	medium red walnut	+\$0

<i>For veneer (V)</i>		
2U	light brown walnut A	+\$85
40	dark brown walnut A	+\$85
ED	aged cherry A	+\$85
EK	medium red walnut A	+\$85
ET	clear on ash A	+\$85
EU	oak on ash A	+\$85
EV	walnut on ash A	+\$85
EW	medium matte walnut A	+\$85
UL	natural maple A	+\$85
UX	walnut on cherry A	+\$85

Step 9. Top/Edge Finish		
<i>For 3/4" laminate (o2), 1 1/8" laminate (o8), or 1 1/4" laminate (o6)</i>		
8Q	folkstone grey	+\$0
91	white	+\$0
98	studio white	+\$0
CL	cool grey neutral	+\$0
LU	soft white	+\$0
WL	sandstone	+\$0
WN	warm grey neutral	+\$0

<i>For 3/4" laminate (o2), 1 1/8" laminate (o8), or 1 1/4" laminate (o6)</i>		
LBM	crisp linen	+\$0
LBN	classic linen	+\$0
LBP	casual linen	+\$0

<i>For 3/4" laminate (o2), 1 1/8" laminate (o8), or 1 1/4" laminate (o6)</i>		
LBK	pewter mesh	+\$0
LBL	steel mesh	+\$0

<i>For 3/4" laminate (o2), 1 1/8" laminate (o8), or 1 1/4" laminate (o6)</i>		
LBF	neutral twill	+\$0
LBG	sarum twill	+\$0
LBH	earthen twill	+\$0
LBJ	graphite twill	+\$0
LBQ	white twill	+\$0

<i>For 3/4" laminate (o2), 1 1/8" laminate (o8), or 1 1/4" laminate (o6)</i>		
LA	light ash A	+\$0
76	light brown walnut	+\$0
HM	natural maple	+\$0
HP	light anigre	+\$0
HX	aged cherry	+\$0
HY	walnut on cherry	+\$0
LBA	clear on ash	+\$0
LBR	phantom ecru	+\$0
LBS	phantom cocoa	+\$0
LBU	medium matte walnut	+\$0
LBV	warm grey teak	+\$0
LBB	oak on ash	+\$0
LBC	walnut on ash	+\$0
LBD	dark brown walnut	+\$0
LBE	medium red walnut	+\$0

Mobile Pedestal *continued*

Tu® Wood Storage

For 3/4" veneer (05), 1 1/8" veneer (09), or 1 1/4" veneer (07)

2U	light brown walnut <input type="checkbox"/> A	+\$85
40	dark brown walnut <input type="checkbox"/> A	+\$85
ED	aged cherry <input type="checkbox"/> A	+\$85
EK	medium red walnut <input type="checkbox"/> A	+\$85
ET	clear on ash <input type="checkbox"/> A	+\$85
EU	oak on ash <input type="checkbox"/> A	+\$85
EV	walnut on ash <input type="checkbox"/> A	+\$85
EW	medium matte walnut <input type="checkbox"/> A	+\$85
UL	natural maple <input type="checkbox"/> A	+\$85
UX	walnut on cherry <input type="checkbox"/> A	+\$85

Step 10. Pull Finish

For arc pull (A)

NH	brushed nickel	+\$0
NK	black nickel	+\$0

Metallic Paint

For bar pull (K) or flush pull (U)

CN	metallic champagne <input type="checkbox"/> A	+\$0
MS	metallic silver <input type="checkbox"/> A	+\$0

Sand Texture Paint

For bar pull (K) or flush pull (U)

79	green apple <input type="checkbox"/> A	+\$15
BK	black <input type="checkbox"/> A	+\$0
MY3	yellow oxide <input type="checkbox"/> A	+\$15
RO	red <input type="checkbox"/> A	+\$15
TRQ	turquoise <input type="checkbox"/> A	+\$15

Smooth Paint

For bar pull (K) or flush pull (U)

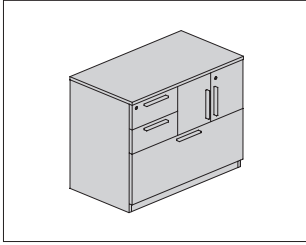
8Q	folkstone grey <input type="checkbox"/> A	+\$0
91	white <input type="checkbox"/> A	+\$0
98	studio white <input type="checkbox"/> A	+\$0
G1	graphite <input type="checkbox"/> A	+\$0
WL	sandstone <input type="checkbox"/> A	+\$0

Step 11. Lock Option

KA	keyed alike	-\$10
KC	keyed differently, chrome	+\$0
KD	keyed differently, black	+\$0

Combination Pedestal

L2CP.



Product Information

Description

This extended width pedestal attaches under a work surface on the left or right side to provide support and eliminate the need for a cantilever. It is available in 2 widths and 2 depths. It has an all-laminate case with laminate fronts or all-veneer case with veneer fronts, applied metal pulls, 2"-high recessed base, base with front to floor, or 2"-high foot with 1" leveling glides, and comes with or without a top. A counterweight and top are required when specified in a freestanding application.

Actual pedestal width is 29⁷/₈" (30) or 35⁷/₈" (36).

Actual pedestal depth is 19⁷/₈" (20) or 23⁷/₈" (24).

Actual pedestal height is 27¹/₄", or 28¹/₂" with optional 1¹/₄" laminate top.

The combination unit has 2 box drawers, 1 storage area with door, and 1 large file drawer. Drawers have full-extension slides and accommodate side-to-side letter filing.

Notes

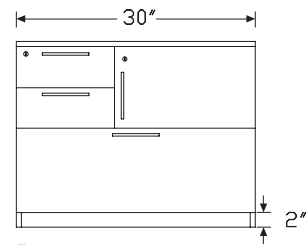
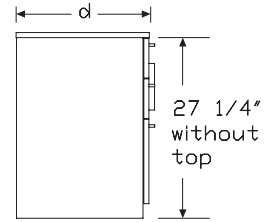
For use with Layout Studio® or Canvas Office Landscape®, specify 1¹/₈" thick top (o8) or 1¹/₄" thick top (o6).

When specified in a freestanding application, counterweight (CB) and top (o2, o6, or o8) are required.

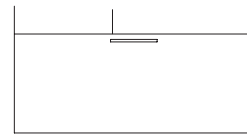
For front-to-back filing of letter- or legal-size hanging files, order optional file converter (L29P.15) separately. Specify 2 converters per drawer.

For keyed-alike locks, order lock plugs separately. See Keyed-Alike Information in appendices.

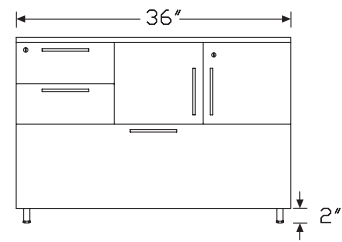
Dimensions



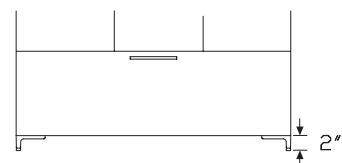
Base



Base with front to floor



Foot



C-Foot

Specification Information

Step 1.

L2CP. A

Step 2. Width

30	30" wide	+\$565
36	36" wide	+\$678

Step 3. Depth

20	20" deep	+\$0
24	24" deep	+\$74

Step 4. Base/Foot Height

1	base	+\$0
3	base with fronts to floor	+\$11
5	tube foot A	+\$102
9	c-foot	+\$132

Step 5. Configuration

For 30" wide (30)

DL	door left, box/box right	+\$1034
DR	door right, box/box left	+\$1034
OL	open left, box/box right	+\$950
OR	open right, box/box left	+\$950

For 36" wide (36)

DL	door left, box/box right	+\$1045
DR	door right, box/box left	+\$1045
OL	open left, box/box right	+\$965
OR	open right, box/box left	+\$960

Step 6. Case/Front Material

L	laminate	+\$0
V	veneer A	+\$1316

Step 7. Top Material

For laminate (L)

NT	no top	-\$20
02	3/4" low-pressure laminate with thermoplastic edge	+\$0
08	1 1/8" high-pressure laminate with thermoplastic edge	+\$77
06	1 1/4" high-pressure laminate with thermoplastic edge	+\$77

For veneer (V)

NT	no top A	-\$20
05	3/4" veneer A	+\$153
09	1 1/8" veneer A	+\$234
07	1 1/4" veneer A	+\$234

Step 8. Pull Type

A	arc pull	+\$0
K	bar pull	+\$0
U	flush pull	+\$0

Step 9. Interior Drawer Material

M	metal	+\$0
----------	-------	------

Step 10. Case/Front Finish

Solid-Color Laminate

For laminate (L)

8Q	folkstone grey	+\$0
91	white	+\$0
98	studio white	+\$0
CL	cool grey neutral	+\$0
LU	soft white	+\$0
WL	sandstone	+\$0
WN	warm grey neutral	+\$0

Linen Laminate

For laminate (L)

LBM	crisp linen	+\$0
LBN	classic linen	+\$0
LBP	casual linen	+\$0

Mesh Laminate

For laminate (L)

LBK	pewter mesh	+\$0
LBL	steel mesh	+\$0

Twill Laminate

For laminate (L)

LBF	neutral twill	+\$0
LBG	sarum twill	+\$0
LBH	earthen twill	+\$0
LBJ	graphite twill	+\$0
LBQ	white twill	+\$0

Wood-Grain Laminate

For laminate (L)

76	light brown walnut	+\$0
HM	natural maple	+\$0
HP	light anigre	+\$0
HX	aged cherry	+\$0
HY	walnut on cherry	+\$0
LBA	clear on ash	+\$0
LBR	phantom ecru	+\$0
LBS	phantom cocoa	+\$0
LBU	medium matte walnut	+\$0
LBV	warm grey teak	+\$0
LBB	oak on ash	+\$0
LBC	walnut on ash	+\$0
LBD	dark brown walnut	+\$0
LBE	medium red walnut	+\$0

For veneer (V)

2U	light brown walnut A	+\$85
40	dark brown walnut A	+\$85
ED	aged cherry A	+\$85
EK	medium red walnut A	+\$85
ET	clear on ash A	+\$85
EU	oak on ash A	+\$85
EV	walnut on ash A	+\$85
EW	medium matte walnut A	+\$85
UL	natural maple A	+\$85
UX	walnut on cherry A	+\$85

Step 11. Top/Edge Finish

Solid-Color Laminate

For 3/4" low-pressure laminate with thermoplastic edge (o2), 1 1/8" high-pressure laminate with thermoplastic edge (o8), or 1 1/4" high-pressure laminate with thermoplastic edge (o6)

8Q	folkstone grey	+\$0
91	white	+\$0
98	studio white	+\$0
CL	cool grey neutral	+\$0
LU	soft white	+\$0
WL	sandstone	+\$0
WN	warm grey neutral	+\$0

Linen Laminate

For 3/4" low-pressure laminate with thermoplastic edge (o2), 1 1/8" high-pressure laminate with thermoplastic edge (o8), or 1 1/4" high-pressure laminate with thermoplastic edge (o6)

LBM	crisp linen	+\$0
LBN	classic linen	+\$0
LBP	casual linen	+\$0

Mesh Laminate

For 3/4" low-pressure laminate with thermoplastic edge (o2), 1 1/8" high-pressure laminate with thermoplastic edge (o8), or 1 1/4" high-pressure laminate with thermoplastic edge (o6)

LBK	pewter mesh	+\$0
LBL	steel mesh	+\$0

Twill Laminate

For 3/4" low-pressure laminate with thermoplastic edge (o2), 1 1/8" high-pressure laminate with thermoplastic edge (o8), or 1 1/4" high-pressure laminate with thermoplastic edge (o6)

LBF	neutral twill	+\$0
LBG	sarum twill	+\$0
LBH	earthen twill	+\$0
LBJ	graphite twill	+\$0
LBQ	white twill	+\$0

Wood-Grain Laminate

For 3/4" low-pressure laminate with thermoplastic edge (o2), 1 1/8" high-pressure laminate with thermoplastic edge (o8), or 1 1/4" high-pressure laminate with thermoplastic edge (o6)

76	light brown walnut	+\$0
HM	natural maple	+\$0
HP	light anigre	+\$0
HX	aged cherry	+\$0
HY	walnut on cherry	+\$0
LBA	clear on ash	+\$0
LBR	phantom ecru	+\$0
LBS	phantom cocoa	+\$0
LBU	medium matte walnut	+\$0
LBV	warm grey teak	+\$0
LBB	oak on ash	+\$0
LBC	walnut on ash	+\$0
LBD	dark brown walnut	+\$0
LBE	medium red walnut	+\$0

<i>For 3/4" veneer (05), 1 1/8" veneer (09), or 1 1/4" veneer (07)</i>		
2U	light brown walnut <input type="checkbox"/> A	+\$85
40	dark brown walnut <input type="checkbox"/> A	+\$85
ED	aged cherry <input type="checkbox"/> A	+\$85
EK	medium red walnut <input type="checkbox"/> A	+\$85
ET	clear on ash <input type="checkbox"/> A	+\$85
EU	oak on ash <input type="checkbox"/> A	+\$85
EV	walnut on ash <input type="checkbox"/> A	+\$85
EW	medium matte walnut <input type="checkbox"/> A	+\$85
UL	natural maple <input type="checkbox"/> A	+\$85
UX	walnut on cherry <input type="checkbox"/> A	+\$85

Step 12. Pull Finish

For arc pull (A)

NH	brushed nickel	+\$0
NK	black nickel	+\$0

Metallic Paint

For bar pull (K) or flush pull (L)

CN	metallic champagne <input type="checkbox"/> A	+\$0
MS	metallic silver <input type="checkbox"/> A	+\$0

Sand Texture Paint

For bar pull (K) or flush pull (L)

79	green apple <input type="checkbox"/> A	+\$15
BK	black <input type="checkbox"/> A	+\$0
MY3	yellow oxide <input type="checkbox"/> A	+\$15
RO	red <input type="checkbox"/> A	+\$15
TRQ	turquoise <input type="checkbox"/> A	+\$15

Smooth Paint

For bar pull (K) or flush pull (L)

8Q	folkstone grey <input type="checkbox"/> A	+\$0
91	white <input type="checkbox"/> A	+\$0
98	studio white <input type="checkbox"/> A	+\$0
G1	graphite <input type="checkbox"/> A	+\$0
WL	sandstone <input type="checkbox"/> A	+\$0

Step 13. Foot Finish

For tube foot (5) or c-foot (9)

CN	metallic champagne <input type="checkbox"/> A	+\$0
EH	metallic bronze <input type="checkbox"/> A	+\$0
MS	metallic silver <input type="checkbox"/> A	+\$0

Sand Texture Paint

8Q	folkstone grey <input type="checkbox"/> A	+\$0
91	white <input type="checkbox"/> A	+\$0
BK	black <input type="checkbox"/> A	+\$0
CL	cool grey neutral <input type="checkbox"/> A	+\$0
G1	graphite <input type="checkbox"/> A	+\$0
WL	sandstone <input type="checkbox"/> A	+\$0
WN	warm grey neutral <input type="checkbox"/> A	+\$0

Step 14. Counterweight

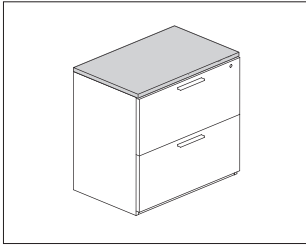
NO	no counterweight (must gang or anchor)	+\$0
CB	counterweight (recommended)	+\$50

Step 15. Lock Option

KA	keyed alike	-\$10
KC	keyed differently, chrome	+\$0
KD	keyed differently, black	+\$0

Storage Tops

L2ST.



Product Information

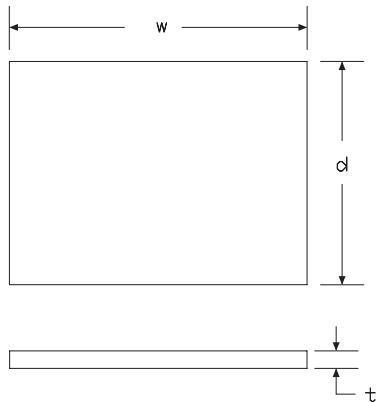
Description

This file top attaches to a surface-attached pedestal or an extended-width surface-attached pedestal. It has a laminate top with thermoplastic edge or veneer top with veneer edge.

Notes

For use with Layout Studio® or Canvas Office Landscape®, specify 1¹/₈" thick top (8) or 1¹/₄" thick top (6).

Dimensions



Specification Information

Step 1.

L2ST.

Step 2. Width

015	15" wide	+\$127
024	24" wide	+\$141
030	30" wide	+\$156
036	36" wide	+\$207
042	42" wide	+\$223
048	48" wide	+\$243
060	60" wide	+\$263
066	66" wide	+\$278
072	72" wide	+\$292

Step 3. Depth

20	20" deep	+\$0
24	24" deep	+\$12

Step 4. Top Material

For 15" wide (015), 24" wide (024), 30" wide (030), 36" wide (036), or 42" wide (042)

2	3/4" laminate top	+\$0
8	1 ¹ / ₈ " laminate top	+\$77
6	1 ¹ / ₄ " laminate top	+\$77
5	3/4" veneer	+\$153
9	1 ¹ / ₈ " veneer	+\$234
7	1 ¹ / ₄ " veneer	+\$234

For 60" wide (060), 66" wide (066), or 72" wide (072)

2	3/4" laminate top	+\$0
8	1 ¹ / ₈ " laminate top	+\$127
6	1 ¹ / ₄ " laminate top	+\$127
5	3/4" veneer	+\$264
9	1 ¹ / ₈ " veneer	+\$386
7	1 ¹ / ₄ " veneer	+\$386

For 48" wide (048)

2	3/4" laminate top	+\$0
8	1 ¹ / ₈ " laminate top	+\$102
6	1 ¹ / ₄ " laminate top	+\$102
5	3/4" veneer	+\$208
9	1 ¹ / ₈ " veneer	+\$310
7	1 ¹ / ₄ " veneer	+\$310

Tu® Wood Storage

Storage Tops *continued*

Step 5. Surface Finish

Solid-Color Laminate

For 3/4" laminate top (2), 1 1/8" laminate top (8), or 1 1/4" laminate top (6)

8Q	folkstone grey	+\$0
91	white	+\$0
98	studio white	+\$0
CL	cool grey neutral	+\$0
LU	soft white	+\$0
WL	sandstone	+\$0
WN	warm grey neutral	+\$0

Wood-Grain Laminate

For 3/4" laminate top (2), 1 1/8" laminate top (8), or 1 1/4" laminate top (6)

HM	natural maple	+\$0
HP	light anigre	+\$0
76	light brown walnut	+\$0
HX	aged cherry	+\$0
HY	walnut on cherry	+\$0
LBA	clear on ash	+\$0
LBR	phantom ecru	+\$0
LBS	phantom cocoa	+\$0
LBU	medium matte walnut	+\$0
LBV	warm grey teak	+\$0
LBB	oak on ash	+\$0
LBC	walnut on ash	+\$0
LBD	dark brown walnut	+\$0
LBE	medium red walnut	+\$0

Twill Laminate

For 3/4" laminate top (2), 1 1/8" laminate top (8), or 1 1/4" laminate top (6)

LBF	neutral twill	+\$0
LBG	sarum twill	+\$0
LBH	earthen twill	+\$0
LBJ	graphite twill	+\$0
LBQ	white twill	+\$0

Linen Laminate

For 3/4" laminate top (2), 1 1/8" laminate top (8), or 1 1/4" laminate top (6)

LBM	crisp linen	+\$0
LBN	classic linen	+\$0
LBP	casual linen	+\$0

Mesh Laminate

For 3/4" laminate top (2), 1 1/8" laminate top (8), or 1 1/4" laminate top (6)

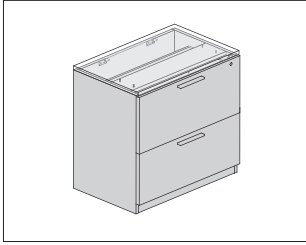
LBK	pewter mesh	+\$0
LBL	steel mesh	+\$0

Wood Veneer

For 3/4" veneer (5), 1 1/8" veneer (9), or 1 1/4" veneer (7)

2U	light brown walnut	+\$85
40	dark brown walnut	+\$85
ED	aged cherry	+\$85
EK	medium red walnut	+\$85
EW	medium matte walnut	+\$85
ET	clear on ash	+\$85
EU	oak on ash	+\$85
EV	walnut on ash	+\$85
UL	natural maple	+\$85
UX	walnut on cherry	+\$85

Extended Width Surface-Attached L2EW. Pedestal



Product Information

Description

This extended width pedestal attaches under a work surface on the left or right side to provide support and eliminate the need for a cantilever. It is available in 4 widths and 2 depths. It has an all-laminate case with laminate fronts or all-veneer case with veneer fronts, applied metal pulls, 2"-high recessed base, base with front to floor, or 2"-high foot with 1" leveling glides, and comes with or without a top. Tops are available in 3/4", 1 1/8", and 1 1/4" thicknesses. A counterweight and top are required when specified in a freestanding application.

Actual pedestal case depth is 18 7/8" (20) or 21 7/8" (24). Fronts add 1" to case depth.

Actual pedestal width is 23 7/8" (24), 29 7/8" (30), 35 7/8" (36), or 41 7/8" (42).

Actual pedestal height is 27 1/4", or 28 1/2" with optional 1 1/4" laminate top.

The file/file unit (FF) has 2 file drawers with positive interlock system that permits only 1 drawer to open at a time. Drawers have full-extension slides and accommodate side-to-side letter filing. Specify optional file converter for front-to-back filing of letter or legal hanging files. Specify 2 converters per drawer.

File drawers do not accommodate legal paper filing side-to-side.

The open unit with shelf (OS) is an open cabinet with 1 laminate adjustable shelf. Shelf has 3 locations and adjusts in 1 1/4" increments.

Actual cabinet depth is 18 7/8" (20) or 21 7/8" (24).

The unit with doors and shelf (DS) has 2 laminate doors that enclose a cabinet with one laminate adjustable shelf. Shelf has 3 locations and adjusts in 1 1/4" increments.

Notes

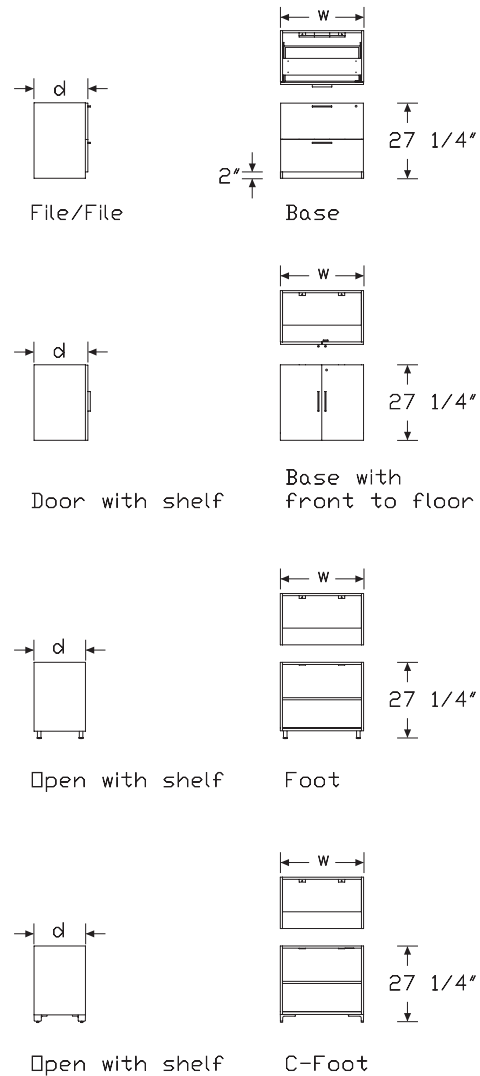
Dimensional illustrations do not include all possible configurations.

Order optional accessories separately:

- Storage top (L2ST.)
- File converter (L29P.15)

For keyed-alike locks, order lock plugs separately. See Keyed-Alike information in Appendices.

Dimensions



Extended Width Surface-Attached Pedestal *continued*

Tu® Wood Storage

Specification Information

Step 1.

L2EW. [A]

Step 2. Width

24	24" wide	+\$612
30	30" wide	+\$682
36	36" wide	+\$755
42	42" wide	+\$814

Step 3. Depth

20	20" deep	+\$0
24	24" deep	+\$77

Step 4. Base/Foot Height

1	base	+\$0
3	base with fronts to floor	+\$12
5	tube foot [A]	+\$111
9	c-foot	+\$143

Step 5. Configuration

For 24" wide (24), 30" wide (30), or 36" wide (36)

OP	open with shelf	+\$171
DS	doors with shelf	+\$439
OF	open/file	+\$549
OBF	open/box/file	+\$581
FF	file/file	+\$581
BBF	box/box/file	+\$669

For 42" wide (42)

OF	open/file	+\$615
OBF	open/box/file	+\$652
FF	file/file	+\$652
BBF	box/box/file	+\$739

Step 6. Case/Front Material

For 24" wide (24) with file/file (FF) or box/box/file (BBF)

L laminate +\$0

For 24" wide (24) with open/file (OF), open with shelf (OP), or open/box/file (OBF)

L laminate [A] +\$0

For 24" wide (24) with doors with shelf (DS)

L laminate [A] +\$0

For 30" wide (30), 36" wide (36), or 42" wide (42) with file/file (FF) or box/box/file (BBF)

L laminate [A] +\$0

For 30" wide (30), 36" wide (36), or 42" wide (42) with open/file (OF), open with shelf (OP), or open/box/file (OBF)

L laminate [A] +\$0

For 30" wide (30), 36" wide (36), or 42" wide (42) with doors with shelf (DS)

L laminate [A] +\$0

Step 7. Pull Type

For open/file (OF), doors with shelf (DS), open/box/file (OBF), file/file (FF), or box/box/file (BBF)

A	arc pull	+\$0
K	bar pull	+\$0
U	flush pull	+\$0

For open with shelf (OP)

N no pull +\$0

Step 8. Interior Drawer Material

For open/file (OF), open/box/file (OBF), file/file (FF), or box/box/file (BBF)

M metal +\$0

Extended Width Surface-Attached Pedestal *continued*

Step 9. Case/Front Finish		
8Q	folkstone grey	+\$0
91	white	+\$0
98	studio white	+\$0
CL	cool grey neutral	+\$0
LU	soft white	+\$0
WL	sandstone	+\$0
WN	warm grey neutral	+\$0
LBM	crisp linen	+\$0
LBN	classic linen	+\$0
LBP	casual linen	+\$0
LBK	pewter mesh	+\$0
LBL	steel mesh	+\$0
LBF	neutral twill	+\$0
LBG	sarum twill	+\$0
LBH	earthen twill	+\$0
LBJ	graphite twill	+\$0
LBQ	white twill	+\$0
76	light brown walnut	+\$0
HM	natural maple	+\$0
HP	light anigre	+\$0
HX	aged cherry	+\$0
HY	walnut on cherry	+\$0
LBA	clear on ash	+\$0
LBR	phantom ecru	+\$0
LBS	phantom cocoa	+\$0
LBU	medium matte walnut	+\$0
LBV	warm grey teak	+\$0
LBB	oak on ash	+\$0
LBC	walnut on ash	+\$0
LBD	dark brown walnut	+\$0
LBE	medium red walnut	+\$0

Step 10. Pull Finish

<i>For arc pull (A)</i>		
NH	brushed nickel	+\$0
NK	black nickel	+\$0

Metallic Paint		
<i>For bar pull (K) or flush pull (U)</i>		
CN	metallic champagne <input type="checkbox"/> A	+\$0
MS	metallic silver <input type="checkbox"/> A	+\$0

Sand Texture Paint		
<i>For bar pull (K) or flush pull (U)</i>		
79	green apple <input type="checkbox"/> A	+\$0
BK	black <input type="checkbox"/> A	+\$0
MY3	yellow oxide <input type="checkbox"/> A	+\$15
RO	red <input type="checkbox"/> A	+\$15
TRQ	turquoise <input type="checkbox"/> A	+\$15

Smooth Paint		
<i>For bar pull (K) or flush pull (U)</i>		
8Q	folkstone grey <input type="checkbox"/> A	+\$0
91	white <input type="checkbox"/> A	+\$0
98	studio white <input type="checkbox"/> A	+\$0
G1	graphite <input type="checkbox"/> A	+\$0
WL	sandstone <input type="checkbox"/> A	+\$0

Step 11. Foot Finish

For tube foot (5) or c-foot (9)

Metallic Paint		
CN	metallic champagne <input type="checkbox"/> A	+\$0
EH	metallic bronze <input type="checkbox"/> A	+\$0
MS	metallic silver <input type="checkbox"/> A	+\$0

Sand Texture Paint		
8Q	folkstone grey <input type="checkbox"/> A	+\$0
91	white <input type="checkbox"/> A	+\$0
98	studio white <input type="checkbox"/> A	+\$0
BK	black <input type="checkbox"/> A	+\$0
CL	cool grey neutral <input type="checkbox"/> A	+\$0
G1	graphite <input type="checkbox"/> A	+\$0
WL	sandstone <input type="checkbox"/> A	+\$0
WN	warm grey neutral <input type="checkbox"/> A	+\$0

Step 12. Counterweight

<i>For open/file (OF), open/box/file (OBF), file/file (FF), or box/box/file (BBF)</i>		
NO	no counterweight	+\$0
CB	counterweight	+\$50

<i>For open with shelf (OP) or doors with shelf (DS)</i>		
NO	no counterweight	+\$0

Extended Width Surface-Attached
Pedestal *continued*

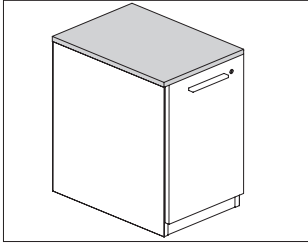
Tu® Wood Storage

Step 13. Lock Option
For open/file (OF), doors with shelf (DS), open/box/file (OBF), file/file (FF), or box/box/file (BBF)

KA	keyed alike	-\$10
KC	keyed differently, chrome	+\$0
KD	keyed differently, black	+\$0

Cushion Top for Pedestals

L2SC.

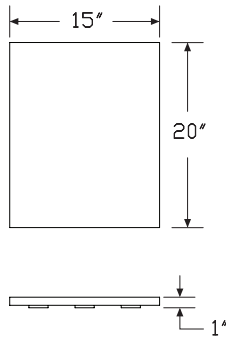


Product Information

Description

This 1" thick cushion attaches to the top of a mobile pedestal to provide temporary guest seating. Attachment hardware included.

Dimensions



Specification Information

Step 1.

L2SC.PD [A]

Step 2. Height

1	1" high	+\$56
----------	---------	-------

Step 3. Depth

20	19.88" deep	+\$121
24	22.88" deep	+\$143

Step 4. Width

15	15" wide	+\$0
-----------	----------	------

Step 5. Cushion Top Fabric

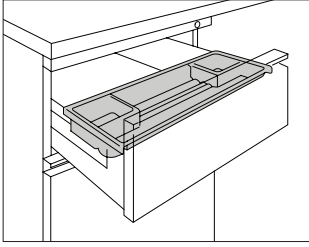
See application chart and textiles list for fabric usage and numbers.
 First 2 digits of number indicate fabric line; remaining digit(s) indicate fabric color.

Price Category 1	+\$0
Price Category 2	+\$68
Price Category 3	+\$82
Price Category 4	+\$101
Price Category 5	+\$120
Price Category 7	+\$137
Price Category (Geiger) 7	+\$137
Price Category 8	+\$258
Price Category 9	+\$950
Price Category B	+\$52
Price Category C	+\$40
Price Category D	+\$51
Price Category E	+\$108
Price Category F	+\$140
Price Category G	+\$182
Price Category H	+\$221
Price Category I	+\$260
Price Category J	+\$299

Tu® Wood Storage

Utility Tray Pedestal

L2UT.



Tu® Wood Storage

Product Information

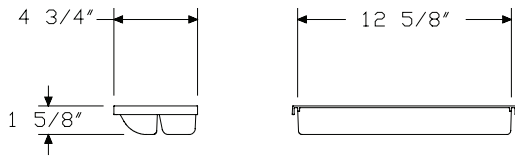
Description

This plastic tray provides storage for pencils and other small items in a pedestal or credenza box drawer. It hangs side-to-side on pedestal drawer and front-to-back on credenza drawer. Finish is black umber.

Notes

To install tray front-to-back in the box drawer of credenza, order side-to-side filing rail (L2902.) separately.

Dimensions



Specification Information

Step 1.

L2UT. A

Step 2. Drawer

906 15" metal drawer A

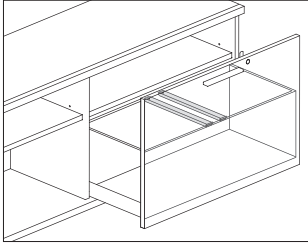
924 15" wood drawer A

Prices for Steps 1-2.

L2UT.	906	\$26
	924	\$26

File Rail

L29P.



Product Information

Description

This file rail provides the capability to file front-to-back in a file/file extended width pedestal or credenza file drawer. Finish is black. Rails are individually packaged.

Notes

Specify 1 rail for each row of front-to-back files to be supported.

Dimensions

Specification Information

Step 1.

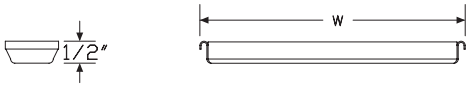
L29P. A

Step 2. Depth

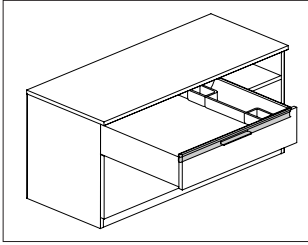
15 front to back file rail A

Prices for Steps 1-2.

L29P. 15 \$11



Side-To-Side Filing Rail, Credenza L2902.
Drawer



Tu® Wood Storage

Product Information

Description

This rail will hold a utility tray when installed in a laminate credenza metal box drawer. Package contains 1 rail.

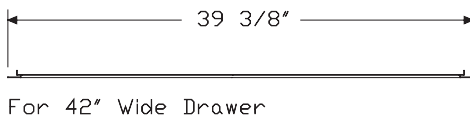
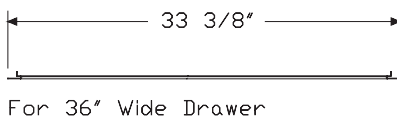
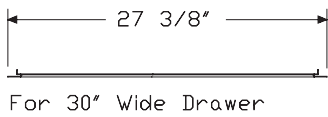
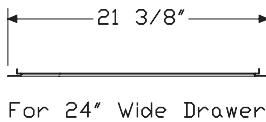
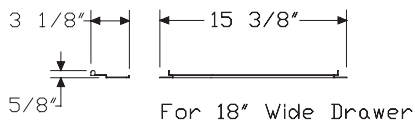
Notes

Specify 1 rail per each credenza box drawer.

This rail can be used in box drawer of a laminate credenza, open with box/file (L2CD.BF) to suspend a utility tray front to back of drawer.

Order utility tray (L2UT.) separately.

Dimensions



Specification Information

Step 1.

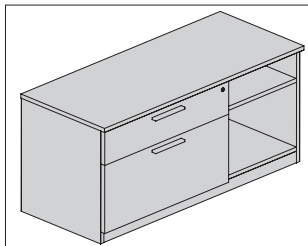
L2902. A

Step 2. Width

- 18** for 18"-wide credenza box drawer A
- 24** for 24"-wide credenza box drawer A
- 30** for 30"-wide credenza box drawer A
- 36** for 36"-wide credenza box drawer A
- 42** for 42"-wide credenza box drawer A

Prices for Steps 1-2.

L2902. 18	\$20
24	\$22
30	\$26
36	\$29
42	\$33



Product Information

Description

This credenza provides drawer storage on 1 side with open storage on the other side and can be used freestanding or to support 1 end of a work surface. It has an all-laminate case with laminate front or all-veneer case with veneer front, recessed 2"-high base, base with front to floor, or 2"-high foot with 1" leveling glides, and comes with or without a top. The open side has a laminate shelf that adjusts in 1/4" increments. The drawer side has 1 file drawer and 1 box drawer.

Notes

For use with Layout Studio® or Canvas Office Landscape®, specify 1 1/8" thick top (o8) or 1 1/4" thick top (o6).

A counterweight is required when specified in a freestanding application.

File drawers have full-extension slides and accommodate side-to-side letter filing. For front-to-back filing of letter- or legal-size hanging files, order optional file converter (oP1500) separately. Specify 2 converters per drawer.

Actual credenza depths are 16 1/2" (16), or 20" (20). Actual credenza widths are 47 3/4" (48), 53 3/4" (54), 59 3/4" (60), 65 3/4" (66), or 71 3/4" (72).

Actual credenza height is 22" including the 3/4" top.

Order optional accessories separately:

- Add-on cushion top (LSC.CD)
- Canvas surface support, fixed (FT298.M)
- Canvas surface support, adjustable (FT299.M)

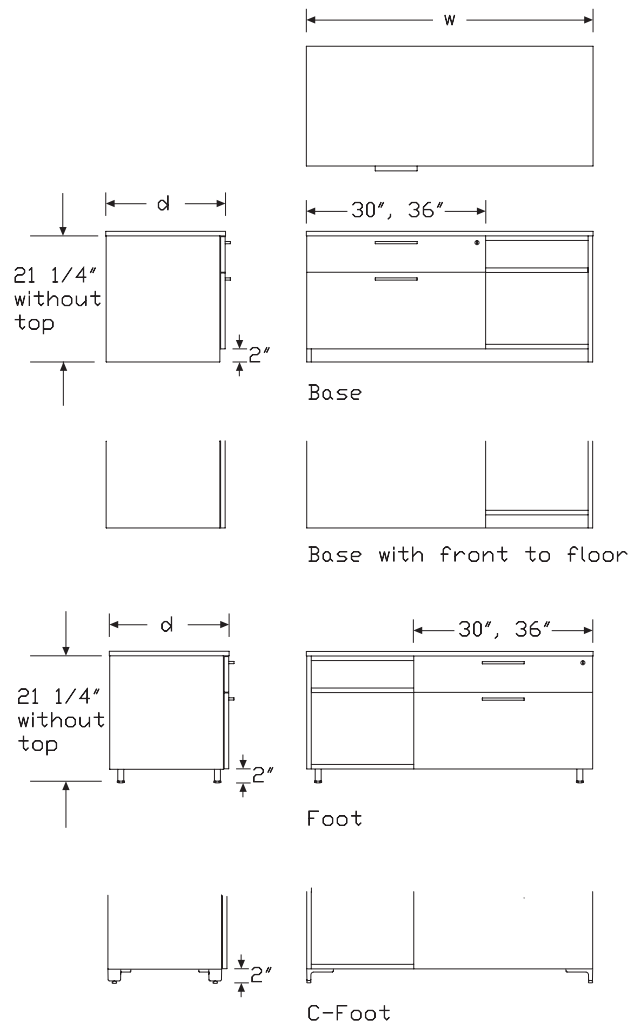
Grain direction is vertical on front and sides, and horizontal on back.

For keyed-alike locks, order lock plugs separately. See Keyed-Alike

Information in appendices.

See planning guide for additional configuration information and dimensions.

Dimensions



Credenza - Open with Box/ File

continued

Tu® Wood Storage

Specification Information

Step 1.

L2CD.BF A

Step 2. Width

48	48" wide	+\$1646
54	54" wide	+\$1754
60	60" wide	+\$1861
66	66" wide	+\$1969
72	72" wide	+\$2076

Step 3. Depth

16	16.5" deep	+\$0
20	20" deep A	+\$109

Step 4. Base/Foot Height

1	base	+\$0
3	base with fronts to floor A	+\$23
5	tube foot A	+\$109
9	c-foot	+\$140

Step 5. Configuration

For 48" wide (48)

BC	30" file left, open right	+\$0
BD	open left, 30" file right	+\$0

For 54" wide (54)

BC	30" file left, open right	+\$0
BD	open left, 30" file right	+\$0
BE	36" file left, open right	+\$70
BF	open left, 36" file right	+\$70

For 60" wide (60)

BC	30" file left, open right	+\$0
BD	open left, 30" file right	+\$0
BE	36" file left, open right	+\$70
BF	open left, 36" file right	+\$70

For 66" wide (66)

BC	30" file left, open right	+\$0
BD	open left, 30" file right	+\$0
BE	36" file left, open right	+\$70
BF	open left, 36" file right	+\$70

For 72" wide (72)

BC	30" file left, open right	+\$0
BD	open left, 30" file right	+\$0
BE	36" file left, open right	+\$70
BF	open left, 36" file right	+\$70

Step 6. Case/Front Material

For 48" wide (48) or 54" wide (54)

L	laminata	+\$0
V	veneer A	+\$1399

For 60" wide (60), 66" wide (66), or 72" wide (72)

L	laminata	+\$0
V	veneer A	+\$1506

Step 7. Top Material

For laminate (L)

NT	no top	-\$20
02	3/4" laminate A	+\$0
08	1 1/8" laminate A	+\$127
06	1 1/4" laminate A	+\$127

For veneer (V)

NT	no top	-\$20
05	3/4" veneer A	+\$244
09	1 1/8" veneer A	+\$345
07	1 1/4" veneer A	+\$345

Step 8. Pull Type

A	arc pull	+\$0
K	bar pull	+\$0
U	flush pull	+\$0

Step 9. Interior Drawer Material

M	metal	+\$0
----------	-------	------

Credenza - Open with Box/ File

continued

Step 10. Case/Front Finish

Solid-Color Laminate

For laminate (L)

8Q	folkstone grey	+\$0
91	white	+\$0
98	studio white	+\$0
CL	cool grey neutral	+\$0
LU	soft white	+\$0
WL	sandstone	+\$0
WN	warm grey neutral	+\$0

Linen Laminate

For laminate (L)

LBM	crisp linen	+\$0
LBN	classic linen	+\$0
LBP	casual linen	+\$0

Mesh Laminate

For laminate (L)

LBK	pewter mesh	+\$0
LBL	steel mesh	+\$0

Twill Laminate

For laminate (L)

LBF	neutral twill	+\$0
LBG	sarum twill	+\$0
LBH	earthen twill	+\$0
LBJ	graphite twill	+\$0
LBQ	white twill	+\$0

Wood-Grain Laminate

For laminate (L)

LA	light ash <input type="checkbox"/> A	+\$0
76	light brown walnut	+\$0
HM	natural maple	+\$0
HP	light anigre	+\$0
HX	aged cherry	+\$0
HY	walnut on cherry	+\$0
LBA	clear on ash	+\$0
LBR	phantom ecru	+\$0
LBS	phantom cocoa	+\$0
LBU	medium matte walnut	+\$0
LBV	warm grey teak	+\$0
LBB	oak on ash	+\$0
LBC	walnut on ash	+\$0
LBD	dark brown walnut	+\$0
LBE	medium red walnut	+\$0

For veneer (V)

2U	light brown walnut <input type="checkbox"/> A	+\$85
40	dark brown walnut <input type="checkbox"/> A	+\$85
ED	aged cherry <input type="checkbox"/> A	+\$85
EK	medium red walnut <input type="checkbox"/> A	+\$85
EW	medium matte walnut <input type="checkbox"/> A	+\$85
ET	clear on ash <input type="checkbox"/> A	+\$85
EU	oak on ash <input type="checkbox"/> A	+\$85
EV	walnut on ash <input type="checkbox"/> A	+\$85
UL	natural maple <input type="checkbox"/> A	+\$85
UX	walnut on cherry <input type="checkbox"/> A	+\$85

Step 11. Top/Edge Finish

Solid-Color Laminate

For 3/4" laminate (o2), 1 1/8" laminate (o8), or 1 1/4" laminate (o6)

8Q	folkstone grey	+\$0
91	white	+\$0
98	studio white	+\$0
CL	cool grey neutral	+\$0
LU	soft white	+\$0
WL	sandstone	+\$0
WN	warm grey neutral	+\$0

Linen Laminate

For 3/4" laminate (o2), 1 1/8" laminate (o8), or 1 1/4" laminate (o6)

LBM	crisp linen	+\$0
LBN	classic linen	+\$0
LBP	casual linen	+\$0

Credenza - Open with Box/ File

continued

Tu® Wood Storage

Mesh Laminate

For 3/4" laminate (o2), 1 1/8" laminate (o8), or 1 1/4" laminate (o6)

LBK	pewter mesh	+\$0
LBL	steel mesh	+\$0

Twill Laminate

For 3/4" laminate (o2), 1 1/8" laminate (o8), or 1 1/4" laminate (o6)

LBF	neutral twill	+\$0
LBG	sarum twill	+\$0
LBH	earthen twill	+\$0
LBJ	graphite twill	+\$0
LBQ	white twill	+\$0

Wood-Grain Laminate

For 3/4" laminate (o2), 1 1/8" laminate (o8), or 1 1/4" laminate (o6)

LA	light ash A	+\$0
76	light brown walnut	+\$0
HM	natural maple	+\$0
HP	light anigre	+\$0
HX	aged cherry	+\$0
HY	walnut on cherry	+\$0
LBA	clear on ash	+\$0
LBR	phantom ecru	+\$0
LBS	phantom cocoa	+\$0
LBU	medium matte walnut	+\$0
LBV	warm grey teak	+\$0
LBB	oak on ash	+\$0
LBC	walnut on ash	+\$0
LBD	dark brown walnut	+\$0
LBE	medium red walnut	+\$0

For 3/4" veneer (o5), 1 1/8" veneer (o9), or 1 1/4" veneer (o7)

2U	light brown walnut A	+\$85
40	dark brown walnut A	+\$85
ED	aged cherry A	+\$85
EK	medium red walnut A	+\$85
EW	medium matte walnut A	+\$85
ET	clear on ash A	+\$85
EU	oak on ash A	+\$85
EV	walnut on ash A	+\$85
UL	natural maple A	+\$85
UX	walnut on cherry A	+\$85

Step 12. Pull Finish

For arc pull (A)

NH	brushed nickel	+\$0
NK	black nickel	+\$0

Metallic Paint

For bar pull (K) or flush pull (U)

CN	metallic champagne A	+\$0
MS	metallic silver A	+\$0

Sand Texture Paint

For bar pull (K) or flush pull (U)

79	green apple A	+\$15
BK	black A	+\$0
MY3	yellow oxide A	+\$15
RO	red A	+\$15
TRQ	turquoise A	+\$15

Smooth Paint

For bar pull (K) or flush pull (U)

8Q	folkstone grey A	+\$0
91	white A	+\$0
98	studio white A	+\$0
G1	graphite A	+\$0
WL	sandstone A	+\$0

Step 13. Foot Finish

For tube foot (5) or c-foot (9)

Metallic Paint

CN	metallic champagne A	+\$0
EH	metallic bronze A	+\$0
MS	metallic silver A	+\$0

Sand Texture Paint

8Q	folkstone grey A	+\$0
91	white A	+\$0
98	studio white A	+\$0
BK	black A	+\$0
CL	cool grey neutral A	+\$0
G1	graphite A	+\$0
WL	sandstone A	+\$0
WN	warm grey neutral A	+\$0

Credenza - Open with Box/ File

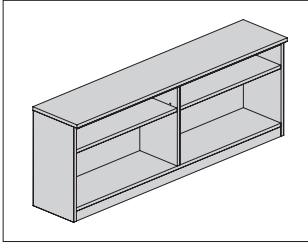
continued

Step 14. Counterweight		
NO	no counterweight (must gang or anchor)	+\$0
CB	counterweight (recommended)	+\$70

Step 15. Lock Option		
KA	keyed alike	-\$10
KC	keyed differently, chrome	+\$0
KD	keyed differently, black	+\$0

Credenza - Open

L2CD.



Tu® Wood Storage

Product Information

Description

This credenza provides open storage and can be used freestanding or to support 1 end of a work surface. It has an all-laminate or all-veneer case, 2"-high recessed base or foot with 1" leveling glides, and a laminate or veneer top with thermoplastic edge.

Both sides are open with 1 adjustable shelf per side. Shelves adjust in 1/4" increments.

Actual credenza depth is 12 1/2" (12) or 16 1/2" (16).

Actual credenza width is 47 3/4" (48), 59 3/4" (60) or 71 3/4" (72).

Actual credenza height is 22" including the 3/4" top. For use with Layout Studio® or Canvas Office Landscape®, specify 1 1/8" thick top (o8) or 1 1/4" thick top (o6).

Notes

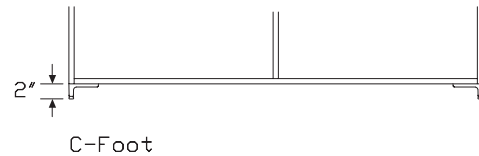
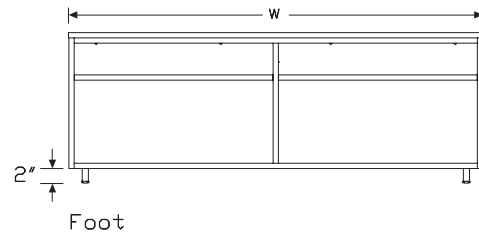
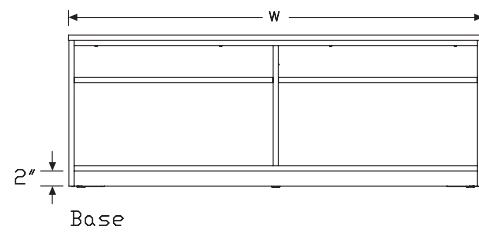
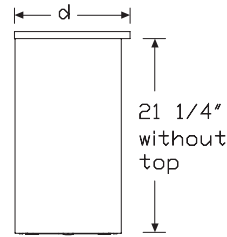
Order optional accessories separately:

- Add-on cushion top (LSC.CD)
- Canvas surface support, fixed (FT298.M)
- Canvas surface support, adjustable (FT299.M)

Grain direction is vertical on front and sides, and horizontal on back.

See planning guide for additional configuration information and dimensions.

Dimensions



Specification Information		
Step 1.		
L2CD.OP	<input type="checkbox"/>	<input type="checkbox"/>
Step 2. Width		
48	48" wide	+\$1238
60	60" wide	+\$1399
72	72" wide	+\$1560
Step 3. Depth		
<i>For 48" wide (48) or 60" wide (60)</i>		
12	12.5" deep	+\$0
16	16.5" deep	+\$55
<i>For 72" wide (72)</i>		
12	12.5" deep	+\$0
16	16.5" deep	+\$109
Step 4. Base/Foot Height		
1	base <input type="checkbox"/>	+\$0
5	tube foot <input type="checkbox"/>	+\$109
9	c-foot <input type="checkbox"/>	+\$0
Step 5. Case/Front Material		
<i>For 48" wide (48)</i>		
L	laminata <input type="checkbox"/>	+\$0
<i>For 60" wide (60) or 72" wide (72)</i>		
L	laminata <input type="checkbox"/>	+\$0
V	vener <input type="checkbox"/>	+\$1721
Step 6. Top Material		
<i>For laminate (L)</i>		
NT	no top <input type="checkbox"/>	-\$20
02	3/4" laminata <input type="checkbox"/>	+\$0
08	1 1/8" laminata <input type="checkbox"/>	+\$127
06	1 1/4" laminata <input type="checkbox"/>	+\$127
<i>For veneer (V)</i>		
NT	no top <input type="checkbox"/>	-\$20
05	3/4" veneer <input type="checkbox"/>	+\$244
09	1 1/8" veneer <input type="checkbox"/>	+\$345
07	1 1/4" veneer <input type="checkbox"/>	+\$345

Step 7. Case Finish		
<i>For laminate (L)</i>		
8Q	folkstone grey	+\$0
91	white	+\$0
98	studio white	+\$0
CL	cool grey neutral	+\$0
LU	soft white	+\$0
WL	sandstone	+\$0
WN	warm grey neutral	+\$0
<i>For laminate (L)</i>		
LBM	crisp linen	+\$0
LBN	classic linen	+\$0
LBP	casual linen	+\$0
<i>For laminate (L)</i>		
LBK	pewter mesh	+\$0
LBL	steel mesh	+\$0
<i>For laminate (L)</i>		
LBF	neutral twill	+\$0
LBG	sarum twill	+\$0
LBH	earthen twill	+\$0
LBJ	graphite twill	+\$0
LBQ	white twill	+\$0
<i>For laminate (L)</i>		
76	light brown walnut	+\$0
HM	natural maple	+\$0
HP	light anigre	+\$0
HX	aged cherry	+\$0
HY	walnut on cherry	+\$0
LBA	clear on ash	+\$0
LBR	phantom ecru	+\$0
LBS	phantom cocoa	+\$0
LBU	medium matte walnut	+\$0
LBV	warm grey teak	+\$0
LBW	oak on ash	+\$0
LBC	walnut on ash	+\$0
LBD	dark brown walnut	+\$0
LBE	medium red walnut	+\$0

For veneer (V)

2U	light brown walnut A	+\$85
40	dark brown walnut A	+\$85
ED	aged cherry A	+\$85
EK	medium red walnut A	+\$85
EW	medium matte walnut A	+\$85
ET	clear on ash A	+\$85
EU	oak on ash A	+\$85
EV	walnut on ash A	+\$85
UL	natural maple A	+\$85
UX	walnut on cherry A	+\$85

Step 8. Top/Edge Finish

Solid-Color Laminate

For 3/4" laminate (o2), 1 1/8" laminate (o8), or 1 1/4" laminate (o6)

8Q	folkstone grey	+\$0
91	white	+\$0
98	studio white	+\$0
CL	cool grey neutral	+\$0
LU	soft white	+\$0
WL	sandstone	+\$0
WN	warm grey neutral	+\$0

Linen Laminate

For 3/4" laminate (o2), 1 1/8" laminate (o8), or 1 1/4" laminate (o6)

LBM	crisp linen	+\$0
LBN	classic linen	+\$0
LBP	casual linen	+\$0

Mesh Laminate

For 3/4" laminate (o2), 1 1/8" laminate (o8), or 1 1/4" laminate (o6)

LBK	pewter mesh	+\$0
LBL	steel mesh	+\$0

Twill Laminate

For 3/4" laminate (o2), 1 1/8" laminate (o8), or 1 1/4" laminate (o6)

LBF	neutral twill	+\$0
LBG	sarum twill	+\$0
LBH	earthen twill	+\$0
LBJ	graphite twill	+\$0
LBQ	white twill	+\$0

Wood-Grain Laminate

For 3/4" laminate (o2), 1 1/8" laminate (o8), or 1 1/4" laminate (o6)

76	light brown walnut	+\$0
HM	natural maple	+\$0
HP	light anigre	+\$0
HX	aged cherry	+\$0
HY	walnut on cherry	+\$0
LBA	clear on ash	+\$0
LBR	phantom ecru	+\$0
LBS	phantom cocoa	+\$0
LBU	medium matte walnut	+\$0
LBV	warm grey teak	+\$0
LBB	oak on ash	+\$0
LBC	walnut on ash	+\$0
LBD	dark brown walnut	+\$0
LBE	medium red walnut	+\$0

For 3/4" veneer (o5), 1 1/8" veneer (o9), or 1 1/4" veneer (o7)

2U	light brown walnut A	+\$85
40	dark brown walnut A	+\$85
ED	aged cherry A	+\$85
EK	medium red walnut A	+\$85
EW	medium matte walnut A	+\$85
ET	clear on ash A	+\$85
EU	oak on ash A	+\$85
EV	walnut on ash A	+\$85
UL	natural maple A	+\$85
UX	walnut on cherry A	+\$85

Step 9. Foot Finish

For tube foot (5) or c-foot (9)

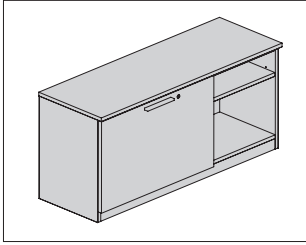
CN	metallic champagne	+\$0
EH	metallic bronze	+\$0
MS	metallic silver	+\$0

Sand Texture Paint

8Q	folkstone grey A	+\$0
91	white A	+\$0
98	studio white A	+\$0
BK	black A	+\$0
CL	cool grey neutral A	+\$0
G1	graphite A	+\$0
WL	sandstone A	+\$0
WN	warm grey neutral A	+\$0

Credenza - Open with File/Shelf

L2CD.



Product Information

Description

This credenza provides drawer storage on 1 side with open storage on the other side and can be used freestanding or to support 1 end of a work surface. It has an all-laminate case with laminate front or all-veneer case with veneer front, 2"-high recessed base, base with front to floor, or 2"-high foot with 1" leveling glides, and a laminate top with thermoplastic edge or veneer top.

The open side has a laminate shelf that adjusts in 1/4" increments. The drawer side has 1 file drawer and 1 fixed shelf.

A counterweight is required when specified in a freestanding application.

Actual credenza depth is 16 1/2".

Actual credenza width is 47 3/4" (48), 53 3/4" (54), 59 3/4" (60), 65 3/4" (66) or 71 3/4" (72).

Actual credenza height is 22" including the 3/4" top. For use with Layout Studio® or Canvas Office Landscape®, specify 1/8" thick top (o8) or 1/4" thick top (o6).

File drawers have full-extension slides and accommodate side-to-side letter filing. Specify optional file converter for front-to-back filing of letter or legal hanging files. Specify 2 file converters per drawer.

Notes

Order optional accessories separately:

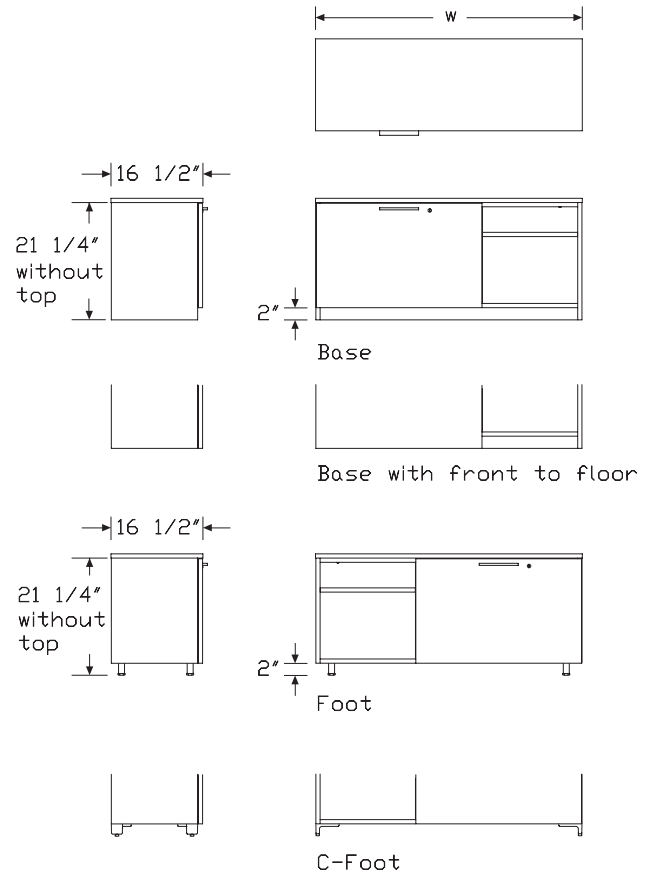
- Add-on cushion top (LSC.CD)
- Canvas surface support, fixed (FT298.M)
- Canvas surface support, adjustable (FT299.M)
- File converter (oP1500)

Grain direction is vertical on front and sides, and horizontal on back.

For keyed-alike locks, order lock plugs separately. See Keyed-Alike information in Appendices.

See planning guide for additional configuration information and dimensions.

Dimensions



Credenza - Open with File/Shelf

continued

Tu® Wood Storage

Specification Information

Step 1.

L2CD.OF A

Step 2. Width

48	48" wide	+\$1524
54	54" wide	+\$1631
60	60" wide	+\$1737
66	66" wide	+\$1844
72	72" wide	+\$1950

Step 3. Depth

16	16½" deep	+\$0
-----------	-----------	------

Step 4. Base/Foot Height

1	base	+\$0
3	base with fronts to floor	+\$12
5	tube foot A	+\$108
9	c-foot	+\$139

Step 5. Configuration

For 48" wide (48)

BC	30" file left, open right	+\$0
BD	30" wide drawer right open left	+\$0

For 54" wide (54), 60" wide (60), 66" wide (66), or 72" wide (72)

BC	30" file left, open right	+\$0
BD	open left, 30" file right	+\$0
BE	36" file left, open right	+\$0
BF	open left, 36" file right	+\$0

Step 6. Case/Front Material

For 48" wide (48) or 54" wide (54)

L	laminated case/front	+\$0
V	veneer A	+\$1386

For 60" wide (60), 66" wide (66), or 72" wide (72)

L	laminated case/front	+\$0
V	veneer A	+\$1492

Step 7. Top Material

For laminate case/front (L)

NT	no top A	-\$20
02	¾" laminate A	+\$0
08	1⅛" laminate A	+\$127
06	1¼" laminate A	+\$127

For veneer (V)

NT	no top A	-\$20
05	¾" veneer A	+\$244
09	1⅛" veneer A	+\$345
07	1¼" veneer A	+\$345

Step 8. Pull Type

U	flush pull	+\$0
A	arc pull	+\$0
K	bar pull	+\$0

Step 9. Interior Drawer Material

M	metal	+\$0
----------	-------	------

Step 10. Case/Front Finish

For laminate case/front (L)

LBM	crisp linen	+\$0
LBN	classic linen	+\$0
LBP	casual linen	+\$0

For laminate case/front (L)

LBK	pewter mesh	+\$0
LBL	steel mesh	+\$0

For laminate case/front (L)

8Q	folkstone grey	+\$0
91	white	+\$0
98	studio white	+\$0
CL	cool grey neutral	+\$0
LU	soft white	+\$0
WL	sandstone	+\$0
WN	warm grey neutral	+\$0

Credenza - Open with File/Shelf

continued

For laminate case/front (L)

LBF	neutral twill	+\$0
LBG	sarum twill	+\$0
LBH	earthen twill	+\$0
LBJ	graphite twill	+\$0
LBQ	white twill	+\$0

For laminate case/front (L)

LA	light ash A	+\$0
76	light brown walnut	+\$0
HM	natural maple	+\$0
HP	light anigre	+\$0
HX	aged cherry	+\$0
HY	walnut on cherry	+\$0
LBA	clear on ash	+\$0
LBR	phantom ecru	+\$0
LBS	phantom cocoa	+\$0
LBU	medium matte walnut	+\$0
LBV	warm grey teak	+\$0
LBB	oak on ash	+\$0
LBC	walnut on ash	+\$0
LBD	dark brown walnut	+\$0
LBE	medium red walnut	+\$0

For veneer (V)

2U	light brown walnut A	+\$85
40	dark brown walnut A	+\$85
ED	aged cherry A	+\$85
EK	medium red walnut A	+\$85
EW	medium matte walnut A	+\$85
ET	clear on ash A	+\$85
EU	oak on ash A	+\$85
EV	walnut on ash A	+\$85
UL	natural maple A	+\$85
UX	walnut on cherry A	+\$85

Step 11. Top/Edge Finish

For 3/4" laminate (o2), 1 1/8" laminate (o8), or 1 1/4" laminate (o6)

LBM	crisp linen	+\$0
LBN	classic linen	+\$0
LBP	casual linen	+\$0

For 3/4" laminate (o2), 1 1/8" laminate (o8), or 1 1/4" laminate (o6)

LBK	pewter mesh	+\$0
LBL	steel mesh	+\$0

For 3/4" laminate (o2), 1 1/8" laminate (o8), or 1 1/4" laminate (o6)

8Q	folkstone grey	+\$0
91	white	+\$0
98	studio white	+\$0
CL	cool grey neutral	+\$0
LU	soft white	+\$0
WL	sandstone	+\$0
WN	warm grey neutral	+\$0

For 3/4" laminate (o2), 1 1/8" laminate (o8), or 1 1/4" laminate (o6)

LBF	neutral twill	+\$0
LBG	sarum twill	+\$0
LBH	earthen twill	+\$0
LBJ	graphite twill	+\$0
LBQ	white twill	+\$0

For 3/4" laminate (o2), 1 1/8" laminate (o8), or 1 1/4" laminate (o6)

LA	light ash A	+\$0
76	light brown walnut	+\$0
HM	natural maple	+\$0
HP	light anigre	+\$0
HX	aged cherry	+\$0
HY	walnut on cherry	+\$0
LBA	clear on ash	+\$0
LBR	phantom ecru	+\$0
LBS	phantom cocoa	+\$0
LBU	medium matte walnut	+\$0
LBV	warm grey teak	+\$0
LBB	oak on ash	+\$0
LBC	walnut on ash	+\$0
LBD	dark brown walnut	+\$0
LBE	medium red walnut	+\$0

For 3/4" veneer (o5), 1 1/8" veneer (o9), or 1 1/4" veneer (o7)

2U	light brown walnut A	+\$85
40	dark brown walnut A	+\$85
ED	aged cherry A	+\$85
EK	medium red walnut A	+\$85
EW	medium matte walnut A	+\$85
ET	clear on ash A	+\$85
EU	oak on ash A	+\$85
EV	walnut on ash A	+\$85
UL	natural maple A	+\$85
UX	walnut on cherry A	+\$85

Credenza - Open with File/Shelf

continued

Tu® Wood Storage

Step 12. Pull Finish

For arc pull (A)

NH	brushed nickel	+\$0
NK	black nickel	+\$0

Metallic Paint

For flush pull (U) or bar pull (K)

CN	metallic champagne <input type="checkbox"/> A	+\$0
MS	metallic silver <input type="checkbox"/> A	+\$0

For flush pull (U) or bar pull (K)

79	green apple <input type="checkbox"/> A	+\$15
BK	black <input type="checkbox"/> A	+\$0
MY3	yellow oxide <input type="checkbox"/> A	+\$15
RO	red <input type="checkbox"/> A	+\$15
TRQ	turquoise <input type="checkbox"/> A	+\$15

Smooth Paint

For flush pull (U) or bar pull (K)

8Q	folkstone grey <input type="checkbox"/> A	+\$0
91	white <input type="checkbox"/> A	+\$0
98	studio white <input type="checkbox"/> A	+\$0
G1	graphite <input type="checkbox"/> A	+\$0
WL	sandstone <input type="checkbox"/> A	+\$0

Step 13. Foot Finish

For tube foot (5) or c-foot (9)

Metallic Paint

CN	metallic champagne <input type="checkbox"/> A	+\$0
EH	metallic bronze <input type="checkbox"/> A	+\$0
MS	metallic silver <input type="checkbox"/> A	+\$0

Sand Texture Paint

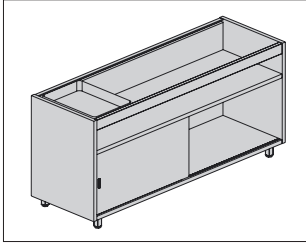
8Q	folkstone grey <input type="checkbox"/> A	+\$0
91	white <input type="checkbox"/> A	+\$0
98	studio white <input type="checkbox"/> A	+\$0
BK	black <input type="checkbox"/> A	+\$0
CL	cool grey neutral <input type="checkbox"/> A	+\$0
G1	graphite <input type="checkbox"/> A	+\$0
WL	sandstone <input type="checkbox"/> A	+\$0
WN	warm grey neutral <input type="checkbox"/> A	+\$0

Step 14. Counterweight

NO	no counterweight	+\$0
CB	counterweight	+\$70

Step 15. Lock

KA	keyed alike	-\$10
KC	keyed differently, chrome	+\$0
KD	keyed differently	+\$0



Product Information

Description

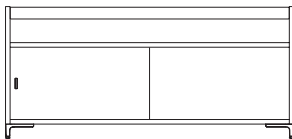
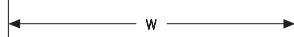
This credenza provides open storage with a sliding translucent acrylic door and sliding tray. It has an all-laminate or veneer case, 2"-high foot or casters, and 1" leveling glides.

Actual credenza depth is 13 1/2" (13) or 16 1/2" (16).

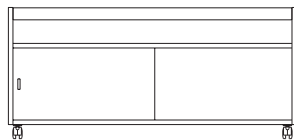
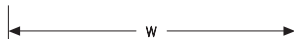
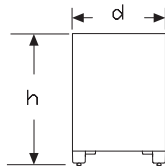
Actual credenza width is 35 7/8" (36) or 47 3/4" (48).

Actual credenza height is 22".

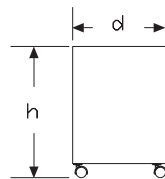
Dimensions



C-foot



Mobile



Specification Information

Step 1.

L2CD.CF A

Step 2. Width

36	36" wide	+\$1544
48	48" wide	+\$1755

Step 3. Depth

For 36" wide (36)

13	13 1/2" deep	+\$0
16	16 1/2" deep	+\$83

For 48" wide (48)

16	16 1/2" deep	+\$83
-----------	--------------	-------

Step 4. Base/Foot Height

7	caster	+\$23
9	c-foot	+\$142

Step 5. Configuration

For 36" wide (36)

AN	18" slide left open right	+\$0
-----------	---------------------------	------

For 48" wide (48)

AA	24" slide left open right	+\$0
-----------	---------------------------	------

Step 6. Pull Type

L	mini bar pull	+\$0
----------	---------------	------

Step 7. Case Material

L	laminate	+\$0
V	veneer	+\$1318

Step 8. Front Material

T	acrylic	+\$0
----------	---------	------

Step 9. Case Finish

For laminate (L)

LBM	crisp linen	+\$0
LBN	classic linen	+\$0
LBP	casual linen	+\$0

<i>For laminate (L)</i>		
LBK	pewter mesh	+\$0
LBL	steel mesh	+\$0

<i>For laminate (L)</i>		
8Q	folkstone grey	+\$0
91	white	+\$0
98	studio white	+\$0
CL	cool grey neutral	+\$0
LU	soft white	+\$0
WL	sandstone	+\$0
WN	warm grey neutral	+\$0

<i>For laminate (L)</i>		
LBF	neutral twill	+\$0
LBG	sarum twill	+\$0
LBH	earthen twill	+\$0
LBJ	graphite twill	+\$0
LBQ	white twill	+\$0

<i>For laminate (L)</i>		
76	light brown walnut	+\$0
HM	natural maple	+\$0
HP	light anigre	+\$0
HX	aged cherry	+\$0
HY	walnut on cherry	+\$0
LBA	clear on ash	+\$0
LBR	phantom ecru	+\$0
LBS	phantom cocoa	+\$0
LBU	medium matte walnut	+\$0
LBV	warm grey teak	+\$0
LBB	oak on ash	+\$0
LBC	walnut on ash	+\$0
LBD	dark brown walnut	+\$0
LBE	medium red walnut	+\$0

<i>For veneer (V)</i>		
2U	light brown walnut	+\$85
40	dark brown walnut	+\$85
ED	aged cherry	+\$85
EK	medium red walnut	+\$85
ET	clear on ash	+\$85
EU	oak on ash	+\$85
EV	walnut on ash	+\$85
EW	medium matte walnut	+\$85
UL	natural maple	+\$85
UX	walnut on cherry	+\$85

Step 10. Front Finish		
J9	opal frosted	+\$0

Step 11. Rail/Tray Finish		
Metallic Paint		
CN	metallic champagne	+\$0
MS	metallic silver	+\$0

Sand Texture Paint		
BK	black	+\$0

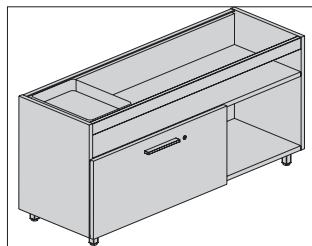
Smooth Paint		
8Q	folkstone grey	+\$0
91	white	+\$0
98	studio white	+\$0
G1	graphite	+\$0
WL	sandstone leg with sandstone foot	+\$0

Step 12. Pull Finish		
8Q	folkstone grey	+\$0
91	white	+\$0
AN	clear anodized aluminum	+\$0
CN	metallic champagne	+\$0
G1	graphite	+\$0
WL	sandstone	+\$0

Step 13. Foot Finish		
<i>For c-foot (g)</i>		
Metallic Paint		
CN	metallic champagne	+\$0
MS	metallic silver	+\$0

Sand Texture Paint		
BK	black	+\$0

Smooth Paint		
8Q	folkstone grey	+\$0
91	white	+\$0
98	studio white	+\$0
G1	graphite	+\$0
WL	sandstone	+\$0



Product Information

Description

This credenza provides open storage with drawer and has an open top with sliding tray. It has an all-laminate or veneer case and front, 2"-high recessed base or 2"-high foot or base with fronts to floor, and 1" leveling glides.

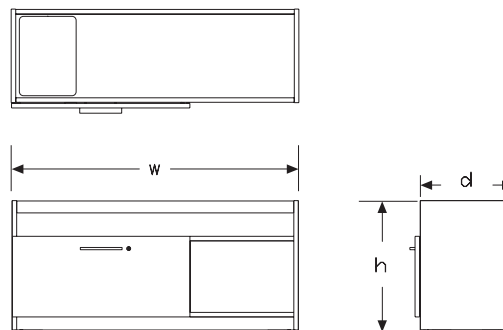
Actual credenza depth is 16¹/₂" (16).

Actual credenza width is 35⁷/₈" (36) or 47³/₄" (48).

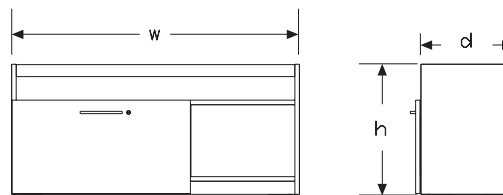
Actual credenza height is 22".

File drawers have full-extension slides and accommodate side-to-side letter filing. Specify optional file converter for front-to-back filing of letter or legal hanging files. Specify 2 file converters per drawer.

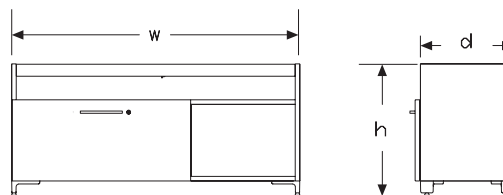
Dimensions



Base



Base with fronts to floor



C-foot

Specification Information		
Step 1.		
L2CD.CR A		
Step 2. Width		
36	36" wide	+\$1616
48	48" wide	+\$1798
Step 3. Depth		
16	16½" deep A	+\$0
Step 4. Configuration		
<i>For 36" wide (36)</i>		
BN	18" wide drawer left open right	+\$55
BP	18" wide drawer right open left	+\$55
<i>For 48" wide (48)</i>		
BN	18" wide drawer left open right	+\$0
BP	18" wide drawer right open left	+\$0
BG	24" wide drawer left open right	+\$83
BH	24" wide drawer right open left	+\$83
BC	30" wide drawer left open right	+\$110
BD	30" wide drawer right open left	+\$110
Step 5. Base/Foot Height		
1	base	+\$0
3	base with fronts to floor	+\$12
9	c-foot	+\$142
Step 6. Case/Front Material		
V	veneer	+\$1318
L	laminate	+\$0
Step 7. Pull Type		
A	arc pull	+\$0
K	bar pull	+\$0
U	flush pull	+\$0
Step 8. Drawer Material		
M	metal	+\$0

Step 9. Case/Front Finish		
<i>For laminate (L)</i>		
LBM	crisp linen	+\$0
LBN	classic linen	+\$0
LBP	casual linen	+\$0
<i>For laminate (L)</i>		
LBK	pewter mesh	+\$0
LBL	steel mesh	+\$0
<i>For laminate (L)</i>		
8Q	folkstone grey	+\$0
91	white	+\$0
98	studio white	+\$0
CL	cool grey neutral	+\$0
LU	soft white	+\$0
WL	sandstone	+\$0
WN	warm grey neutral	+\$0
<i>For laminate (L)</i>		
LBF	neutral twill	+\$0
LBG	sarum twill	+\$0
LBH	earthen twill	+\$0
LBJ	graphite twill	+\$0
LBQ	white twill	+\$0
<i>For laminate (L)</i>		
76	light brown walnut	+\$0
HM	natural maple	+\$0
HP	light anigre	+\$0
HX	aged cherry	+\$0
HY	walnut on cherry	+\$0
LBA	clear on ash	+\$0
LBR	phantom ecru	+\$0
LBS	phantom cocoa	+\$0
LBU	medium matte walnut	+\$0
LBV	warm grey teak	+\$0
LBB	oak on ash	+\$0
LBC	walnut on ash	+\$0
LBD	dark brown walnut	+\$0
LBE	medium red walnut	+\$0

Credenza - Catch Resident *continued*

<i>For veneer (V)</i>		
2U	light brown walnut	+\$85
40	dark brown walnut	+\$85
ED	aged cherry	+\$85
EK	medium red walnut	+\$85
ET	clear on ash	+\$85
EU	oak on ash	+\$85
EV	walnut on ash	+\$85
EW	medium matte walnut	+\$85
UL	natural maple	+\$85
UX	walnut on cherry	+\$85

Step 10. Rail/Tray Finish

Metallic Paint		
CN	metallic champagne	+\$0
MS	metallic silver	+\$0

Sand Texture Paint		
BK	black	+\$0

Smooth Paint		
8Q	folkstone grey	+\$0
91	white	+\$0
98	studio white	+\$0
G1	graphite	+\$0
WL	sandstone	+\$0

Step 11. Pull Finish

<i>For arc pull (A)</i>		
NH	brushed nickel	+\$0
NK	black nickel	+\$0

Metallic Paint		
<i>For bar pull (K) or flush pull (U)</i>		
CN	metallic champagne	+\$0
MS	metallic silver	+\$0

Sand Texture Paint		
<i>For bar pull (K) or flush pull (U)</i>		
79	green apple	+\$15
BK	black	+\$0
MY3	yellow oxide	+\$15
RO	red	+\$15
TRQ	turquoise	+\$15

Smooth Paint		
<i>For bar pull (K) or flush pull (U)</i>		
8Q	folkstone grey	+\$0
91	white	+\$0
98	studio white	+\$0
G1	graphite	+\$0
WL	sandstone	+\$0

Step 12. Foot Finish

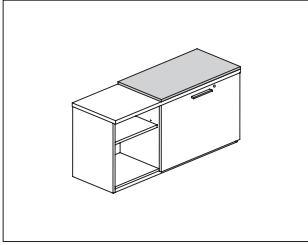
<i>For c-foot (g)</i>		
Metallic Paint		
CN	metallic champagne	+\$0
MS	metallic silver	+\$0

Sand Texture Paint		
BK	black	+\$0

Smooth Paint		
8Q	folkstone grey	+\$0
91	white	+\$0
98	studio white	+\$0
G1	graphite	+\$0
WL	sandstone	+\$0

Step 13. Lock

KA	keyed alike	-\$10
KC	keyed differently, chrome A	+\$0
KD	keyed differently A	+\$0



Tu® Wood Storage

Product Information

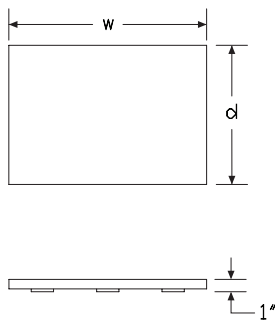
Description
 This 1" cushion top attaches to the top of a Tu Wood credenza to provide temporary guest seating. Attachment hardware included.

Notes

Match cushion depth to credenza depth.
 When using 2 12½" deep credenzas back-to-back, specify 1 25" deep cushion.
 When using 2 16½" deep credenzas back-to-back, specify 1 33" deep cushion.
 See planning guide for additional applications.
 Cushion top accepts Customer's Own Material (COM). Yardage is estimated for nondirectional 54"-wide fabrics.

Depth—Yardage
 12—0.61
 16—0.72
 25—0.97
 33—1.23
 For information on multiple quantities or directional fabrics, contact COM Department. See Order Information in Appendices.

Dimensions



Specification Information

Step 1.

LSC.CD

Step 2. Height

1 1" high

Step 3. Depth

12 12.5" deep
16 16.5" deep
25 25" deep
33 33" deep

Step 4. Width

18 18" wide
24 24" wide
30 30" wide
36 36" wide

Prices for Steps 1-4.

		18	24	30	36
LSC.CD	1	\$180	193	236	247
	16	\$202	244	257	279
	25	\$232	314	349	358
	33	\$267	359	384	420

Cushion Top for Credenzas *continued*

Step 5. Cushion Top Fabric

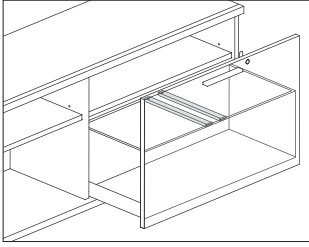
See application chart and textiles list for fabric usage and numbers.

First 2 digits of number indicate fabric line; remaining digit(s) indicate fabric color.

Price Category 1	+\$0
Price Category 2	+\$102
Price Category 3	+\$123
Price Category 4	+\$151
Price Category 5	+\$169
Price Category 7	+\$206
Price Category 8	+\$394
Price Category 9	+\$1425
Price Category B	+\$71
Price Category C	+\$98
Price Category D	+\$0
Price Category E	+\$150
Price Category F	+\$193
Price Category G	+\$251
Price Category H	+\$305
Price Category I	+\$359
Price Category J	+\$413
Price Category K	+\$310

File Rail

L29P.



Tu® Wood Storage

Product Information

Description

This file rail provides the capability to file front-to-back in a file/file extended width pedestal or credenza file drawer. Finish is black. Rails are individually packaged.

Notes

Specify 1 rail for each row of front-to-back files to be supported.

Dimensions

Specification Information

Step 1.

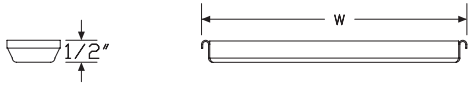
L29P. [A]

Step 2. Depth

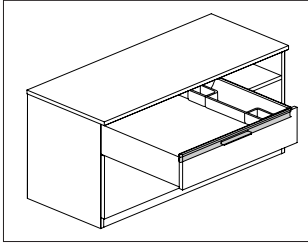
15 front to back file rail [A]

Prices for Steps 1-2.

L29P. 15 \$11



Side-To-Side Filing Rail, Credenza L2902.
Drawer



Product Information

Description

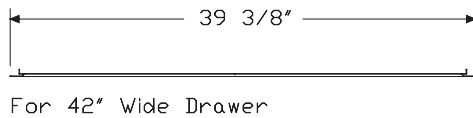
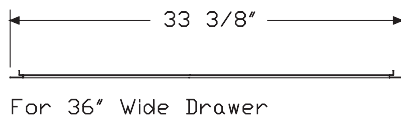
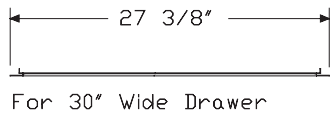
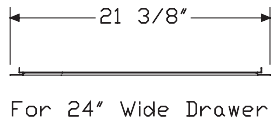
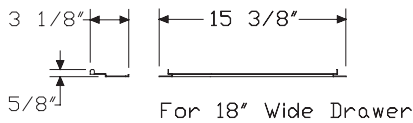
This rail will hold a utility tray when installed in a laminate credenza metal box drawer. Package contains 1 rail.

Notes

Specify 1 rail per each credenza box drawer.

This rail can be used in box drawer of a laminate credenza, open with box/file (L2CD.BF) to suspend a utility tray front to back of drawer. Order utility tray (L2UT.) separately.

Dimensions



Specification Information

Step 1.

L2902. [A]

Step 2. Width

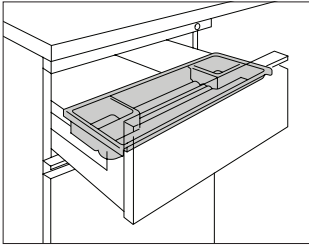
- 18** for 18"-wide credenza box drawer [A]
- 24** for 24"-wide credenza box drawer [A]
- 30** for 30"-wide credenza box drawer [A]
- 36** for 36"-wide credenza box drawer [A]
- 42** for 42"-wide credenza box drawer [A]

Prices for Steps 1-2.

L2902. 18	\$20
24	\$22
30	\$26
36	\$29
42	\$33

Utility Tray Pedestal

L2UT.



Tu® Wood Storage

Product Information

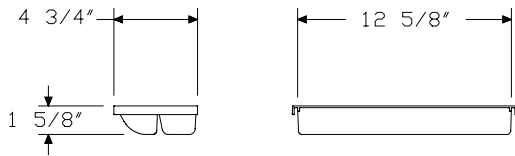
Description

This plastic tray provides storage for pencils and other small items in a pedestal or credenza box drawer. It hangs side-to-side on pedestal drawer and front-to-back on credenza drawer. Finish is black umber.

Notes

To install tray front-to-back in the box drawer of credenza, order side-to-side filing rail (L2902.) separately.

Dimensions



Specification Information

Step 1.

L2UT. A

Step 2. Drawer

906 15" metal drawer A

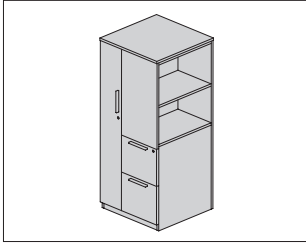
924 15" wood drawer A

Prices for Steps 1-2.

L2UT.	906	\$26
	924	\$26

Storage Tower

L2T.



Product Information

Description

This freestanding storage tower has a wardrobe on 1 side and a side-facing bookcase on the other side. Pedestal is located opposite of wardrobe. The tower is available in 5 heights, 2 widths, and 2 depths, and comes with or without top. The tower has a laminate or veneer case, applied metal pulls, a 2"-high recessed base, base with front to floor, or 2"-high foot with 1" leveling glides.

Actual tower widths are 23⁷/₈" (24) and 29⁷/₈" (30).

Actual tower depths are 23¹/₄" (24) and 29¹/₄" (30).

Side-facing bookcase is 14¹/₂" deep and 23³/₄" wide. It includes adjustable shelves that adjust in 1" increments.

Pedestal is locking, with 1 lock securing all drawers. Drawers are available in a variety of box and file drawer combinations.

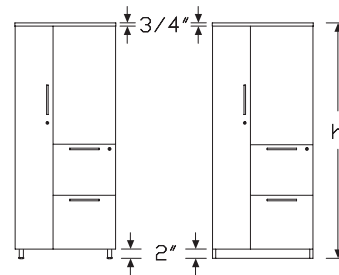
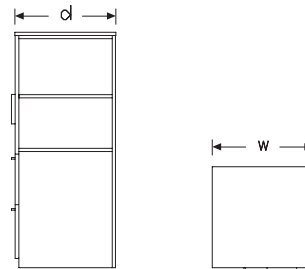
Notes

For use with Layout Studio® or Canvas Office Landscape®, specify 1¹/₈" thick top (o8) or 1¹/₄" thick top (o6).

Dimensional illustration does not include all possible configurations.

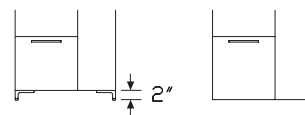
For keyed-alike locks, order lock plugs separately. See Keyed-Alike Information in appendices.

Dimensions



Foot Base

File/File, Wardrobe Left



C-Foot Base with Front to Floor

File/File, Wardrobe Right

Specification Information

Step 1.

L2T.S A

Step 2. Height

42	42" high	+\$2594
46	46" high	+\$2635
53	53" high A	+\$2681
57	57" high	+\$2726
68	68" high	+\$2815

Step 3. Width

24	24" wide	+\$0
30	30" wide	+\$109

Step 4. Depth

24	24" deep	+\$0
30	30" deep	+\$109

Step 5. Base/Foot Height

1	base	+\$0
3	base with fronts to floor A	+\$16
5	tube foot A	+\$102
9	c-foot	+\$132

Step 6. Configuration

BL	file/file, wardrobe left	+\$0
BR	file/file left, wardrobe right	+\$0
CL	box/box/file, wardrobe left	+\$135
CR	box/box/file, wardrobe right	+\$135

Step 7. Case/Front Material

For 42" high (42) or 46" high (46)

L	laminate	+\$0
V	veneer A	+\$2097

For 53" high (53) or 57" high (57)

L	laminate	+\$0
V	veneer A	+\$2206

For 68" high (68)

L	laminate	+\$0
V	veneer A	+\$2313

Step 8. Top Material

For laminate (L)

NT	no top	-\$20
02	3/4" low-pressure laminate with thermoplastic edge	+\$0
08	1 1/8" high-pressure laminate with thermoplastic edge	+\$77
06	1 1/4" high-pressure laminate with thermoplastic edge	+\$77

For veneer (V)

NT	no top A	-\$20
05	3/4" veneer A	+\$153
09	1 1/8" veneer A	+\$234
07	1 1/4" veneer A	+\$234

Step 9. Pull Type

A	arc pull	+\$0
K	bar pull	+\$0
U	flush pull	+\$0

Step 10. Interior Drawer Material

M	metal	+\$0
----------	-------	------

Step 11. Case/Front Finish

Solid-Color Laminate

For laminate (L)

8Q	folkstone grey	+\$0
91	white	+\$0
98	studio white	+\$0
CL	cool grey neutral	+\$0
LU	soft white	+\$0
WL	sandstone	+\$0
WN	warm grey neutral	+\$0

Linen Laminate

For laminate (L)

LBM	crisp linen	+\$0
LBN	classic linen	+\$0
LBP	casual linen	+\$0

Mesh Laminate

For laminate (L)

LBK	pewter mesh	+\$0
LBL	steel mesh	+\$0

Twill Laminate

For laminate (L)

LBF	neutral twill	+\$0
LBG	sarum twill	+\$0
LBH	earthen twill	+\$0
LBJ	graphite twill	+\$0
LBQ	white twill	+\$0

Wood-Grain Laminate

For laminate (L)

76	light brown walnut	+\$0
HM	natural maple	+\$0
HP	light anigre	+\$0
HX	aged cherry	+\$0
HY	walnut on cherry	+\$0
LBA	clear on ash	+\$0
LBR	phantom ecru	+\$0
LBS	phantom cocoa	+\$0
LBU	medium matte walnut	+\$0
LBV	warm grey teak	+\$0
LBB	oak on ash	+\$0
LBC	walnut on ash	+\$0
LBD	dark brown walnut	+\$0
LBE	medium red walnut	+\$0

For veneer (V)

2U	light brown walnut	A	+\$85
40	dark brown walnut	A	+\$85
ED	aged cherry	A	+\$85
EK	medium red walnut	A	+\$85
ET	clear on ash	A	+\$85
EU	oak on ash	A	+\$85
EV	walnut on ash	A	+\$85
EW	medium matte walnut	A	+\$85
UL	natural maple	A	+\$85
UX	walnut on cherry	A	+\$85

Step 12. Top/Edge Finish

Solid-Color Laminate

For 3/4" low-pressure laminate with thermoplastic edge (o2), 1 1/8" high-pressure laminate with thermoplastic edge (o8), or 1 1/4" high-pressure laminate with thermoplastic edge (o6)

8Q	folkstone grey	+\$0
91	white	+\$0
98	studio white	+\$0
CL	cool grey neutral	+\$0
LU	soft white	+\$0
WL	sandstone	+\$0
WN	warm grey neutral	+\$0

Linen Laminate

For 3/4" low-pressure laminate with thermoplastic edge (o2), 1 1/8" high-pressure laminate with thermoplastic edge (o8), or 1 1/4" high-pressure laminate with thermoplastic edge (o6)

LBM	crisp linen	+\$0
LBN	classic linen	+\$0
LBP	casual linen	+\$0

Mesh Laminate

For 3/4" low-pressure laminate with thermoplastic edge (o2), 1 1/8" high-pressure laminate with thermoplastic edge (o8), or 1 1/4" high-pressure laminate with thermoplastic edge (o6)

LBK	pewter mesh	+\$0
LBL	steel mesh	+\$0

Twill Laminate

For 3/4" low-pressure laminate with thermoplastic edge (o2), 1 1/8" high-pressure laminate with thermoplastic edge (o8), or 1 1/4" high-pressure laminate with thermoplastic edge (o6)

LBF	neutral twill	+\$0
LBG	sarum twill	+\$0
LBH	earthen twill	+\$0
LBJ	graphite twill	+\$0
LBQ	white twill	+\$0

Wood-Grain Laminate

For 3/4" low-pressure laminate with thermoplastic edge (o2), 1/8" high-pressure laminate with thermoplastic edge (o8), or 1/4" high-pressure laminate with thermoplastic edge (o6)

76	light brown walnut	+\$0
HM	natural maple	+\$0
HP	light anigre	+\$0
HX	aged cherry	+\$0
HY	walnut on cherry	+\$0
LBA	clear on ash	+\$0
LBR	phantom ecru	+\$0
LBS	phantom cocoa	+\$0
LBU	medium matte walnut	+\$0
LBV	warm grey teak	+\$0
LBB	oak on ash	+\$0
LBC	walnut on ash	+\$0
LBD	dark brown walnut	+\$0
LBE	medium red walnut	+\$0

For 3/4" veneer (o5), 1/8" veneer (o9), or 1/4" veneer (o7)

2U	light brown walnut <input type="checkbox"/>	+\$85
40	dark brown walnut <input type="checkbox"/>	+\$85
ED	aged cherry <input type="checkbox"/>	+\$85
EK	medium red walnut <input type="checkbox"/>	+\$85
ET	clear on ash <input type="checkbox"/>	+\$85
EU	oak on ash <input type="checkbox"/>	+\$85
EV	walnut on ash <input type="checkbox"/>	+\$85
EW	medium matte walnut <input type="checkbox"/>	+\$85
UL	natural maple <input type="checkbox"/>	+\$85
UX	walnut on cherry <input type="checkbox"/>	+\$85

Step 13. Pull Finish

For arc pull (A)

NH	brushed nickel	+\$0
NK	black nickel	+\$0

Metallic Paint

For bar pull (K) or flush pull (U)

CN	metallic champagne <input type="checkbox"/>	+\$0
MS	metallic silver <input type="checkbox"/>	+\$0

Sand Texture Paint

For bar pull (K) or flush pull (U)

79	green apple <input type="checkbox"/>	+\$15
BK	black <input type="checkbox"/>	+\$0
MY3	yellow oxide <input type="checkbox"/>	+\$15
RO	red <input type="checkbox"/>	+\$15
TRQ	turquoise <input type="checkbox"/>	+\$15

Smooth Paint

For bar pull (K) or flush pull (U)

8Q	folkstone grey <input type="checkbox"/>	+\$0
91	white <input type="checkbox"/>	+\$0
98	studio white <input type="checkbox"/>	+\$0
G1	graphite <input type="checkbox"/>	+\$0
WL	sandstone <input type="checkbox"/>	+\$0

Step 14. Foot Finish

For tube foot (5) or c-foot (9)

Metallic Paint

CN	metallic champagne <input type="checkbox"/>	+\$0
MS	metallic silver <input type="checkbox"/>	+\$0

Sand Texture Paint

BK	black <input type="checkbox"/>	+\$0
-----------	--------------------------------	------

Smooth Paint

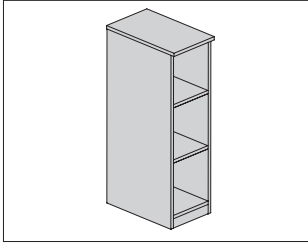
8Q	folkstone grey <input type="checkbox"/>	+\$0
91	white <input type="checkbox"/>	+\$0
98	studio white <input type="checkbox"/>	+\$0
CL	cool grey neutral <input type="checkbox"/>	+\$0
G1	graphite <input type="checkbox"/>	+\$0
WL	sandstone <input type="checkbox"/>	+\$0
WN	warm grey neutral <input type="checkbox"/>	+\$0

Step 15. Lock Option

KA	keyed alike	-\$10
KC	keyed differently, chrome	+\$0
KD	keyed differently, black	+\$0

Bookcase Tower

L2BT.



Product Information

Description

This bookcase tower has a laminate case with laminate top or veneer case with veneer top available in 3 thicknesses, or with no top. It comes in 4 heights, 2 widths, and 2 depths. Base options are 2"-high base, base with front to floor, or 2"-high feet with 1" leveling glides. Interior has adjustable shelves that will vary based on case height. Shelves adjust in 1/4" increments. Available with or without door. Doors come standard with lock.

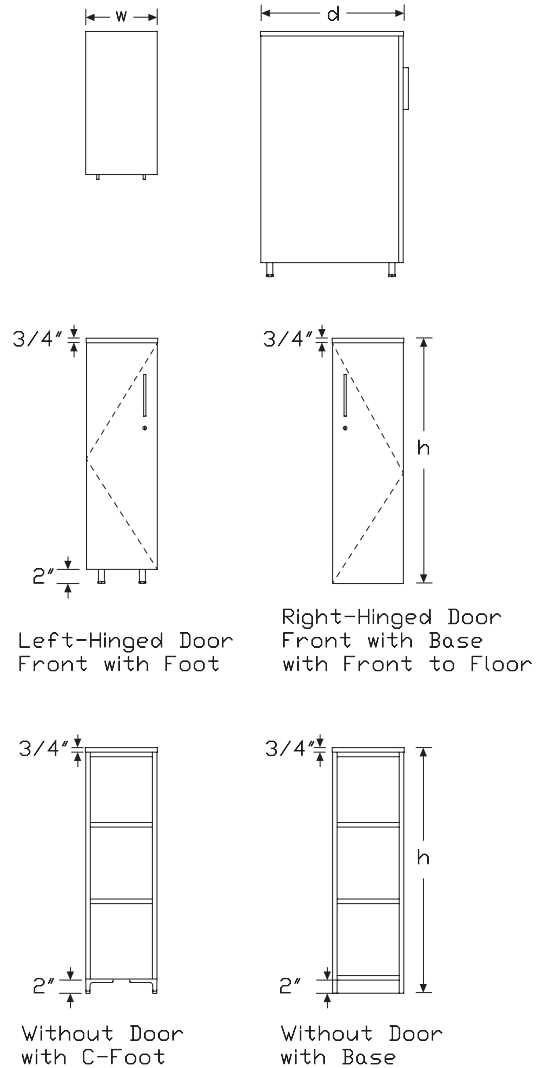
Notes

Actual widths are 11 7/8" (12) and 14 7/8" (15).

For use with Layout Studio® or Canvas Office Landscape®, specify 1 1/8" thick top (08) or 1 1/4" thick top (06).

12" wide towers 57" high require the cases to be ganged or secured for stability.

Dimensions



Specification Information

Step 1.

L2BT. A

Step 2. Height

42	42" high	+\$944
46	46" high	+\$1053
53	53" high A	+\$1124
57	57" high	+\$1163

Step 3. Width

12	12" wide	+\$0
15	15" wide	+\$72

Step 4. Depth

24	24" deep	+\$0
30	30" deep	+\$111

Step 5. Base/Foot Height

1	base A	+\$0
3	base with fronts to floor	+\$11
5	tube foot A	+\$102
9	c-foot	+\$132

Step 6. Case Material

For 42" high (42) or 46" high (46)

L	laminate	+\$0
V	veneer A	+\$1754

For 53" high (53) or 57" high (57)

L	laminate	+\$0
V	veneer A	+\$1863

Step 7. Top Material

For laminate (L)

NT	no top	-\$22
02	3/4" laminate	+\$0
08	1 1/8" laminate	+\$56
06	1 1/4" laminate	+\$56

For veneer (V)

NT	no top A	-\$22
05	3/4" veneer A	+\$166
09	1 1/8" veneer A	+\$253
07	1 1/4" veneer A	+\$253

Step 8. Configuration

For base (1), tube foot (5), or c-foot (9) with laminate (L)

SN	shelves, no door	+\$0
SL	shelves, left-hinged door	+\$193
SR	shelves, right-hinged door	+\$193

For base with fronts to floor (3) with laminate (L)

SL	shelves, left-hinged door	+\$193
SR	shelves, right-hinged door	+\$193

For base (1), tube foot (5), or c-foot (9) with veneer (V)

SN	shelves, no door	+\$0
SL	shelves, left-hinged door	+\$549
SR	shelves, right-hinged door	+\$549

For base with fronts to floor (3) with veneer (V)

SL	shelves, left-hinged door	+\$549
SR	shelves, right-hinged door	+\$549

Step 9. Pull Type

For shelves, left-hinged door (SL) or shelves, right-hinged door (SR)

A	arc pull	+\$0
K	bar pull	+\$0
U	flush pull	+\$0

Step 10. Case/Front Finish

For laminate (L)

LBM	crisp linen A	+\$0
LBN	classic linen A	+\$0
LBP	casual linen A	+\$0

For laminate (L)

LBK	pewter mesh A	+\$0
LBL	steel mesh A	+\$0

For laminate (L)

8Q	folkstone grey A	+\$0
91	white A	+\$0
98	studio white A	+\$0
CL	cool grey neutral A	+\$0
LU	soft white A	+\$0
WL	sandstone A	+\$0
WN	warm grey neutral A	+\$0

For laminate (L)		
LBF	neutral twill A	+\$0
LBG	sarum twill A	+\$0
LBH	earthen twill A	+\$0
LBJ	graphite twill A	+\$0
LBQ	white twill A	+\$0

For laminate (L)		
76	light brown walnut A	+\$0
HM	natural maple A	+\$0
HP	light anigre A	+\$0
HX	aged cherry A	+\$0
HY	walnut on cherry A	+\$0
LBA	clear on ash A	+\$0
LBB	oak on ash A	+\$0
LBC	walnut on ash A	+\$0
LBD	dark brown walnut A	+\$0
LBE	medium red walnut A	+\$0
LBR	phantom ecru A	+\$0
LBS	phantom cocoa A	+\$0
LBU	medium matte walnut A	+\$0
LBV	warm grey teak A	+\$0

For veneer (V)		
2U	light brown walnut A	+\$85
40	dark brown walnut A	+\$85
ED	aged cherry A	+\$85
EK	medium red walnut A	+\$85
ET	clear on ash A	+\$85
EU	oak on ash A	+\$85
EV	walnut on ash A	+\$85
EW	medium matte walnut A	+\$85
UL	natural maple A	+\$85
UX	walnut on cherry A	+\$85

Step 11. Top/Edge Finish

Solid-Color Laminate		
For 3/4" laminate (o2), 1 1/8" laminate (o8), or 1 1/4" laminate (o6)		
8Q	folkstone grey	+\$0
91	white	+\$0
98	studio white	+\$0
CL	cool grey neutral	+\$0
LU	soft white	+\$0
WL	sandstone	+\$0
WN	warm grey neutral	+\$0

Linen Laminate		
For 3/4" laminate (o2), 1 1/8" laminate (o8), or 1 1/4" laminate (o6)		
LBM	crisp linen	+\$0
LBN	classic linen	+\$0
LBP	casual linen	+\$0

Mesh Laminate		
For 3/4" laminate (o2), 1 1/8" laminate (o8), or 1 1/4" laminate (o6)		
LBK	pewter mesh	+\$0
LBL	steel mesh	+\$0

Twill Laminate		
For 3/4" laminate (o2), 1 1/8" laminate (o8), or 1 1/4" laminate (o6)		
LBF	neutral twill	+\$0
LBG	sarum twill	+\$0
LBH	earthen twill	+\$0
LBJ	graphite twill	+\$0
LBQ	white twill	+\$0

Wood-Grain Laminate		
For 3/4" laminate (o2), 1 1/8" laminate (o8), or 1 1/4" laminate (o6)		
76	light brown walnut	+\$0
HM	natural maple	+\$0
HP	light anigre	+\$0
HX	aged cherry	+\$0
HY	walnut on cherry	+\$0
LBA	clear on ash	+\$0
LBR	phantom ecru	+\$0
LBS	phantom cocoa	+\$0
LBU	medium matte walnut	+\$0
LBV	warm grey teak	+\$0
LBB	oak on ash	+\$0
LBC	walnut on ash	+\$0
LBD	dark brown walnut	+\$0
LBE	medium red walnut	+\$0

For 3/4" veneer (o5), 1 1/8" veneer (o9), or 1 1/4" veneer (o7)		
2U	light brown walnut A	+\$85
40	dark brown walnut A	+\$85
ED	aged cherry A	+\$85
EK	medium red walnut A	+\$85
ET	clear on ash A	+\$85
EU	oak on ash A	+\$85
EV	walnut on ash A	+\$85
EW	medium matte walnut A	+\$85
UL	natural maple A	+\$85
UX	walnut on cherry A	+\$85

Bookcase Tower *continued*

Tu® Wood Storage

Step 12. Pull Finish

For arc pull (A)

NH	brushed nickel	+\$0
NK	black nickel	+\$0

Metallic Paint

For bar pull (K) or flush pull (U)

CN	metallic champagne <input type="checkbox"/>	+\$0
MS	metallic silver <input type="checkbox"/>	+\$0

Sand Texture Paint

For bar pull (K) or flush pull (U)

79	green apple <input type="checkbox"/>	+\$15
BK	black <input type="checkbox"/>	+\$0
MY3	yellow oxide <input type="checkbox"/>	+\$15
RO	red <input type="checkbox"/>	+\$15
TRQ	turquoise <input type="checkbox"/>	+\$15

Smooth Paint

For bar pull (K) or flush pull (U)

8Q	folkstone grey <input type="checkbox"/>	+\$0
91	white <input type="checkbox"/>	+\$0
98	studio white <input type="checkbox"/>	+\$0
G1	graphite <input type="checkbox"/>	+\$0
WL	sandstone <input type="checkbox"/>	+\$0

Step 13. Foot Finish

For tube foot (5) or c-foot (9)

Metallic Paint

CN	metallic champagne <input type="checkbox"/>	+\$0
EH	metallic bronze <input type="checkbox"/>	+\$0
MS	metallic silver <input type="checkbox"/>	+\$0

Sand Texture Paint

BK	black <input type="checkbox"/>	+\$0
-----------	--------------------------------	------

Smooth Paint

8Q	folkstone grey <input type="checkbox"/>	+\$0
91	white <input type="checkbox"/>	+\$0
98	studio white <input type="checkbox"/>	+\$0
CL	cool grey neutral <input type="checkbox"/>	+\$0
G1	graphite <input type="checkbox"/>	+\$0
WL	sandstone <input type="checkbox"/>	+\$0
WN	warm grey neutral <input type="checkbox"/>	+\$0

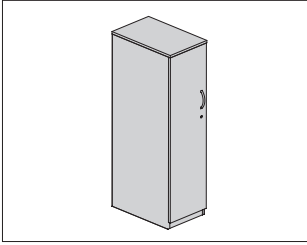
Step 14. Lock

For shelves, left-hinged door (SL) or shelves, right-hinged door (SR)

KA	keyed alike	-\$10
KD	keyed differently, black	+\$0
KC	keyed differently, chrome	+\$0

Wardrobe Tower

L2WT.



Product Information

Description

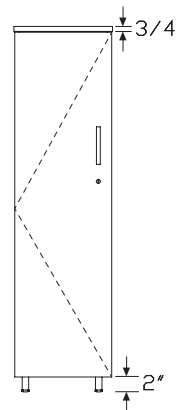
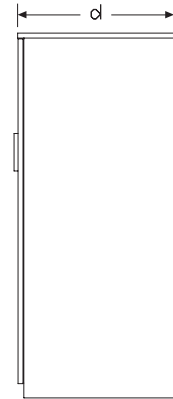

This wardrobe tower has a laminate case and front or veneer case and front with laminate or veneer top available in 3 thicknesses. Wardrobe comes in 8 heights, 3 widths, and 3 depths. Base options are 2"-high base, base with front to floor, 2"-high foot with 1" leveling glides, or c-foot. Interior has a coat rod or hook and 1 shelf. Door is single width and locking.

Notes

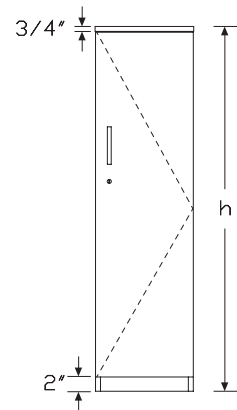
For use with Layout Studio® or Canvas Office Landscape®, specify 1 1/8" thick top (o8) or 1 1/4" thick top (o6).

12" wide towers 57" high require the cases to be ganged or secured for stability.

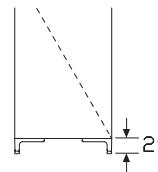
Dimensions



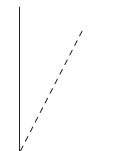
Left-Hinged
Door Front
with Foot



Right-Hinged
Door Front
with Base



Left-Hinged
Door Front
with C-Foot



Right-Hinged
Door Front
With Base
Front to Floor

Specification Information

Step 1.

L2WT. [A]

Step 2. Height

42	42" high	+\$1021
46	46" high	+\$1130
53	53" high [A]	+\$1171
57	57" high	+\$1240
64	64" high [A]	+\$1355
68	68" high [A]	+\$1423
75	75" high [A]	+\$1541
79	79" high [A]	+\$1608

Step 3. Width

12	12" wide	+\$0
15	15" wide	+\$72
18	18" wide [A]	+\$144

Step 4. Depth

20	20" deep	+\$0
24	24" deep	+\$84
30	30" deep	+\$166

Step 5. Base/Foot Height

1	base	+\$0
3	base with fronts to floor [A]	+\$11
5	tube foot [A]	+\$102
9	c-foot	+\$132

Step 6. Case Material

For 42" high (42) or 46" high (46)

L	laminate	+\$0
V	veneer [A]	+\$1808

For 53" high (53) or 57" high (57)

L	laminate	+\$0
V	veneer [A]	+\$1918

For 64" high (64) or 68" high (68)

L	laminate [A]	+\$0
V	veneer [A]	+\$2027

For 75" high (75) or 79" high (79)

L	laminate [A]	+\$0
V	veneer [A]	+\$2137

Step 7. Top Material

For laminate (L)

NT	no top	-\$20
02	3/4" laminate	+\$0
08	1 1/8" laminate	+\$51
06	1 1/4" laminate	+\$51

For veneer (V)

NT	no top [A]	-\$20
05	3/4" veneer [A]	+\$153
09	1 1/8" veneer [A]	+\$234
07	1 1/4" veneer [A]	+\$234

Step 8. Hinge Location

L	left-hinged door	+\$0
R	right-hinged door	+\$0

Step 9. Pull Type

A	arc pull	+\$0
K	bar pull	+\$0
U	flush pull	+\$0

Step 10. Case/Front/Top Finish

Solid-Color Laminate

For laminate (L) with no top (NT), 3/4" laminate (02), or 1 1/8" laminate (08), or 1 1/4" laminate (06)

8Q	folkstone grey	+\$0
91	white	+\$0
98	studio white	+\$0
CL	cool grey neutral	+\$0
LU	soft white	+\$0
WL	sandstone	+\$0
WN	warm grey neutral	+\$0

Linen Laminate

For laminate (L) with no top (NT), 3/4" laminate (02), or 1 1/8" laminate (08), or 1 1/4" laminate (06)

LBM	crisp linen	+\$0
LBN	classic linen	+\$0
LBP	casual linen	+\$0

Mesh Laminate

For laminate (L) with no top (NT), 3/4" laminate (o2), or 1 1/8" laminate (o8), or 1 1/4" laminate (o6)

LBK	pewter mesh	+\$0
LBL	steel mesh	+\$0

Twill Laminate

For laminate (L) with no top (NT), 3/4" laminate (o2), or 1 1/8" laminate (o8), or 1 1/4" laminate (o6)

LBF	neutral twill	+\$0
LBG	sarum twill	+\$0
LBH	earthen twill	+\$0
LBJ	graphite twill	+\$0
LBQ	white twill	+\$0

For laminate (L) with no top (NT), 3/4" laminate (o2), or 1 1/8" laminate (o8), or 1 1/4" laminate (o6)

76	light brown walnut	+\$0
HM	natural maple	+\$0
HP	light anigre	+\$0
HX	aged cherry	+\$0
HY	walnut on cherry	+\$0
LBA	clear on ash	+\$0
LBR	phantom ecru	+\$0
LBS	phantom cocoa	+\$0
LBU	medium matte walnut	+\$0
LBV	warm grey teak	+\$0
LBB	oak on ash	+\$0
LBC	walnut on ash	+\$0
LBD	dark brown walnut	+\$0
LBE	medium red walnut	+\$0

For veneer (V) with no top (NT), 3/4" veneer (o5), or 1 1/8" veneer (o9), or 1 1/4" veneer (o7)

2U	light brown walnut A	+\$85
40	dark brown walnut A	+\$85
ED	aged cherry A	+\$85
EK	medium red walnut A	+\$85
EW	medium matte walnut A	+\$85
ET	clear on ash A	+\$85
EU	oak on ash A	+\$85
EV	walnut on ash A	+\$85
UL	natural maple A	+\$85
UX	walnut on cherry A	+\$85

Step 11. Pull Finish

For arc pull (A)

NH	brushed nickel	+\$0
NK	black nickel	+\$0

Metallic Paint

For bar pull (K) or flush pull (U)

CN	metallic champagne A	+\$0
MS	metallic silver A	+\$0

Sand Texture Paint

For bar pull (K) or flush pull (U)

BK	black A	+\$0
79	green apple A	+\$15
MY3	yellow oxide A	+\$15
RO	red A	+\$15
TRQ	turquoise A	+\$15

Smooth Paint

For bar pull (K) or flush pull (U)

8Q	folkstone grey A	+\$0
91	white A	+\$0
98	studio white A	+\$0
G1	graphite A	+\$0
WL	sandstone A	+\$0

Step 12. Foot Finish

For tube foot (5) or c-foot (9)

Metallic Paint

CN	metallic champagne A	+\$0
EH	metallic bronze A	+\$0
MS	metallic silver A	+\$0

Sand Texture Paint

BK	black A	+\$0
-----------	---	------

Smooth Paint

8Q	folkstone grey A	+\$0
91	white A	+\$0
98	studio white A	+\$0
CL	cool grey neutral A	+\$0
G1	graphite A	+\$0
WL	sandstone A	+\$0
WN	warm grey neutral A	+\$0

Wardrobe Tower *continued*

Tu® Wood Storage

Step 13. Lock Option

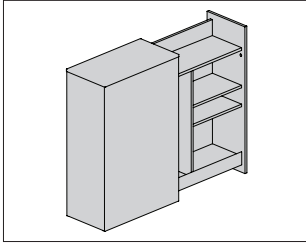
KA	keyed alike	-\$10
KC	keyed differently, chrome	+\$0
KD	keyed differently, black	+\$0

Step 14. Coat Rod/Hook Option

CR	coat rod <input type="checkbox"/> A	+\$15
CH	coat hook <input type="checkbox"/> A	+\$0

Personal Tower - Tall

L2PT.



Product Information

Description

This personal storage tower has a single pull-out door that provides storage for a variety of personal and work related items. Tower has laminate or veneer case and front.

Notes

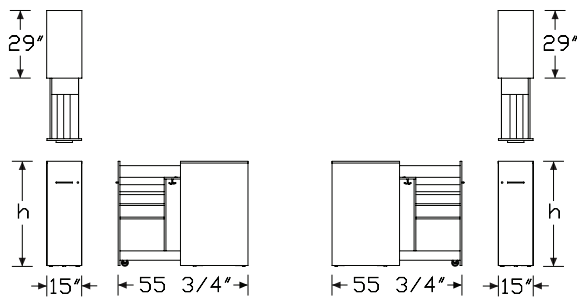
Resident option (RS) has a laminate wardrobe, laminate fixed shelf, and 1 laminate adjustable shelf.

Flex option (FX) has a laminate wardrobe, laminate fixed shelf, and steel cascading dividers with integrated pencil cup and file bin.

USB cutout option (PW1) provides access for a dual port USB 2.0 Type A low-voltage power module that is field installed into factory-cut holes in the inner structure. The cord for USB power is routed via field installed clips through the inside of the case, down the back wall and out through a field drilled hole on the side of the case. Order USB module (LEE) separately.

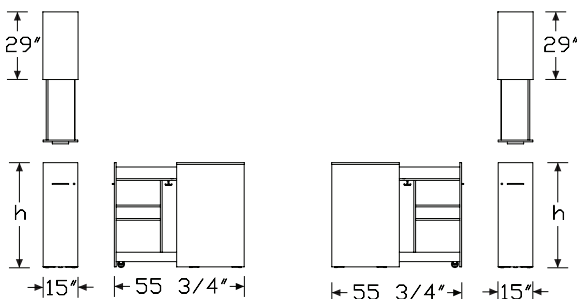
To use personal tower to support 1 end of a work surface, order Canvas attachment bracket (FV692) separately.

Dimensions



Flex Left

Flex Right



Resident Left

Resident Right

Specification Information

Step 1.

L2PT. A

Step 2. Height

42	42" high	+\$2464
46	46" high	+\$2555

Step 3. Depth

30	30" deep	+\$275
----	----------	--------

Step 4. Interior Configuration

RS	resident <input type="checkbox"/> A	+\$0
FX	flex <input type="checkbox"/> A	+\$193

Step 5. Open

L	left <input type="checkbox"/> A	+\$0
R	right <input type="checkbox"/> A	+\$0

Step 6. Case/Front Material

L	laminate	+\$0
V	veneer <input type="checkbox"/> A	+\$1825

Step 7. Pull Type

A	arc pull	+\$0
K	bar pull	+\$0
U	flush pull	+\$0

Step 8. Case/Front Finish

Solid-Color Laminate

For laminate (L)

8Q	folkstone grey	+\$0
91	white	+\$0
98	studio white	+\$0
CL	cool grey neutral	+\$0
LU	soft white	+\$0
WL	sandstone	+\$0
WN	warm grey neutral	+\$0

Linen Laminate

For laminate (L)

LBM	crisp linen	+\$0
LBN	classic linen	+\$0
LBP	casual linen	+\$0

Personal Tower - Tall *continued*

Tu® Wood Storage

Mesh Laminate

For laminate (L)

LBK	pewter mesh	+\$0
LBL	steel mesh	+\$0

Twill Laminate

For laminate (L)

LBF	neutral twill	+\$0
LBG	sarum twill	+\$0
LBH	earthen twill	+\$0
LBJ	graphite twill	+\$0
LBQ	white twill	+\$0

Wood-Grain Laminate

For laminate (L)

76	light brown walnut	+\$0
HM	natural maple	+\$0
HP	light anigre	+\$0
HX	aged cherry	+\$0
HY	walnut on cherry	+\$0
LBA	clear on ash	+\$0
LBR	phantom ecru	+\$0
LBS	phantom cocoa	+\$0
LBU	medium matte walnut	+\$0
LBV	warm grey teak	+\$0
LBB	oak on ash	+\$0
LBC	walnut on ash	+\$0
LBD	dark brown walnut	+\$0
LBE	medium red walnut	+\$0

For veneer (V)

2U	light brown walnut A	+\$85
40	dark brown walnut A	+\$85
ED	aged cherry A	+\$85
EK	medium red walnut A	+\$85
ET	clear on ash A	+\$85
EU	oak on ash A	+\$85
EV	walnut on ash A	+\$85
EW	medium matte walnut A	+\$85
UL	natural maple A	+\$85
UX	walnut on cherry A	+\$85

Step 9. Pull Finish

For arc pull (A)

NH	brushed nickel	+\$0
NK	black nickel	+\$0

Metallic Paint

For bar pull (K) or flush pull (U)

CN	metallic champagne A	+\$0
MS	metallic silver A	+\$0

Sand Texture Paint

For bar pull (K) or flush pull (U)

79	green apple A	+\$15
BK	black A	+\$0
MY3	yellow oxide A	+\$15
RO	red A	+\$15
TRQ	turquoise A	+\$15

Smooth Paint

For bar pull (K) or flush pull (U)

8Q	folkstone grey A	+\$0
91	white A	+\$0
98	studio white A	+\$0
G1	graphite A	+\$0
WL	sandstone A	+\$0

Step 10. Interior Finish

8Q	folkstone grey A	+\$0
91	white A	+\$0
CL	cool grey neutral A	+\$0
LU	soft white A	+\$0
WL	sandstone A	+\$0
WN	warm grey neutral A	+\$0

Step 11. Power

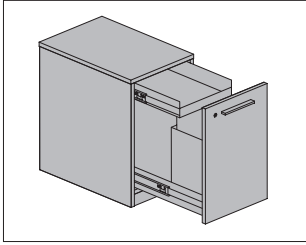
NNN	no cutout A	+\$0
PW1	with USB cutout A	+\$169

Step 12. Lock Option

KA	keyed alike	-\$10
KC	keyed differently, chrome	+\$0
KD	keyed differently, black	+\$0

Personal Tower - Mini Storage/ Bag

L2PN.



Product Information

Description

This personal tower-mini drawer is fully enclosed with single pull-out door and provides storage for a variety of personal and work related items. Standard interior has area for bag storage and for files. Optional personal drawer provides additional storage of smaller items and can be specified with USB power. The tower has an all-laminate or veneer case and front, 2"-high recessed base or 2"-high foot or base with fronts to floor, and 1" leveling glides. Counterweight included.

Actual height is 21⁷/₈" (22).

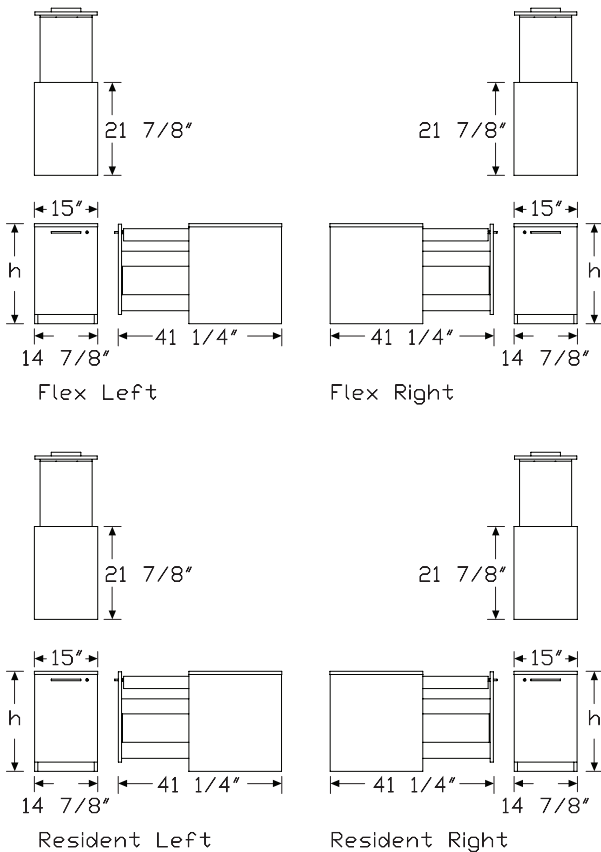
Actual width is 14¹/₂".

Actual depth is 22⁷/₈" (24).

Notes

To provide USB power to the personal drawer, order USB module (LEE.200) separately.

Dimensions



Specification Information

Step 1.

L2PN.

Step 2. Height

22 21⁷/₈" high +\$1161

Step 3. Depth

24 23" deep +\$82

Step 4. Configuration/Open

NL	no personal drawer open left	+\$0
NR	no personal drawer open right	+\$0
PL	personal drawer open left	+\$259
PR	personal drawer open right	+\$259

Step 5. Base/Foot Height

1	base	+\$0
3	base with fronts to floor	+\$11
7	casters	+\$31
9	c-foot	+\$132

Step 6. Case/Top/Front Material

L	laminate	+\$0
V	veneer	+\$913

Step 7. Pull Type

A	arc pull	+\$0
K	bar pull	+\$0
U	flush pull	+\$0

Step 8. Case/Front/Top Finish

Solid-Color Laminate

For laminate (L)

8Q	folkstone grey	+\$0
91	white	+\$0
CL	cool grey neutral	+\$0
LU	soft white	+\$0
WL	sandstone	+\$0
WN	warm grey neutral	+\$0

Personal Tower - Mini Storage/ Bag *continued*

Tu® Wood Storage

Twill Laminate		
<i>For laminate (L)</i>		
LBF	neutral twill	+\$0
LBG	sarum twill	+\$0
LBH	earthen twill	+\$0
LBJ	graphite twill	+\$0
LBQ	white twill	+\$0

Mesh Laminate		
<i>For laminate (L)</i>		
LBK	pewter mesh	+\$0
LBL	steel mesh	+\$0

Linen Laminate		
<i>For laminate (L)</i>		
LBM	crisp linen	+\$0
LBN	classic linen	+\$0
LBP	casual linen	+\$0

Wood-Grain Laminate		
<i>For laminate (L)</i>		
76	light brown walnut	+\$0
HM	natural maple	+\$0
HP	light anigre	+\$0
HX	aged cherry	+\$0
HY	walnut on cherry	+\$0
LBA	clear on ash	+\$0
LBR	phantom ecru	+\$0
LBS	phantom cocoa	+\$0
LBU	medium matte walnut	+\$0
LBV	warm grey teak	+\$0
LBB	oak on ash	+\$0
LBC	walnut on ash	+\$0
LBD	dark brown walnut	+\$0
LBE	medium red walnut	+\$0

<i>For veneer (V)</i>		
2U	light brown walnut	+\$85
40	dark brown walnut	+\$85
ED	aged cherry	+\$85
EK	medium red walnut	+\$85
ET	clear on ash	+\$85
EU	oak on ash	+\$85
EV	walnut on ash	+\$85
EW	medium matte walnut	+\$85
UL	natural maple	+\$85
UX	walnut on cherry	+\$85

Step 9. Pull Finish		
Pull Finish		
<i>For arc pull (A)</i>		
NH	brushed nickel	+\$0
NK	black nickel	+\$0

Metallic Paint		
<i>For bar pull (K) or flush pull (U)</i>		
CN	metallic champagne	+\$0
MS	metallic silver	+\$0

Sand Texture Paint		
<i>For bar pull (K) or flush pull (U)</i>		
79	green apple	+\$15
BK	black	+\$0
MY3	yellow oxide	+\$15
RO	red	+\$15
TRQ	turquoise	+\$15

Smooth Paint		
<i>For bar pull (K) or flush pull (U)</i>		
8Q	folkstone grey	+\$0
91	white	+\$0
98	studio white	+\$0
G1	graphite	+\$0
WL	sandstone	+\$0

Step 10. Foot Finish		
<i>For c-foot (9)</i>		
Metallic Paint		
CN	metallic champagne	+\$0
MS	metallic silver	+\$0

Sand Texture Paint		
8Q	folkstone grey	+\$0
91	white	+\$0
98	studio white	+\$0
BK	black	+\$0
G1	graphite	+\$0
WL	sandstone	+\$0

Personal Tower - Mini Storage/
 Bag *continued*

Step 11. Interior Finish

Metallic Paint

CN	metallic champagne	+\$0
MS	metallic silver	+\$0

Sand Texture Paint

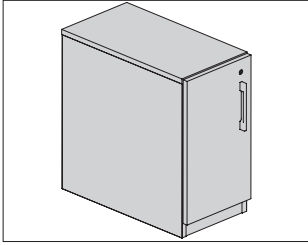
8Q	folkstone grey	+\$0
91	white	+\$0
BK	black	+\$0
CL	cool grey neutral	+\$0
LU	soft white	+\$0
WL	sandstone	+\$0
WN	warm grey neutral	+\$0

Step 12. Lock

KA	keyed alike	-\$10
KC	keyed differently, chrome	+\$0
KD	keyed differently, black	+\$0

Personal Tower-Mini Door

L2PD.



Tu® Wood Storage

Product Information

Description

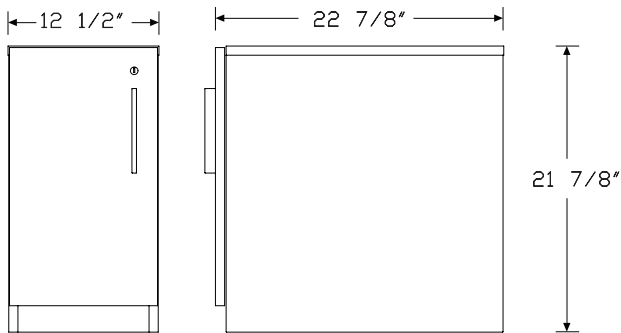
This personal tower-mini door is fully enclosed with single hinged door and provides storage for a variety of personal and work related items. Interior options include 1 removable shelf or no shelf. Door can be hinged left or right and comes with lock. The tower has an all-laminate or veneer case and front, 2"-high recessed base, base with front to floor, or 2"-high foot with 1" leveling glides.

Actual height is 21⁷/₈" (22).

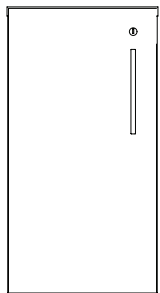
Actual width is 12¹/₂".

Actual depth is 22⁷/₈" (24).

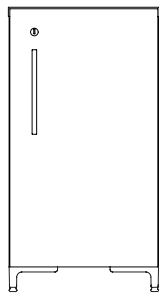
Dimensions



Base



Base with fronts to floor



C-foot

Specification Information

Step 1.

L2PD.

Step 2. Height

22 21⁷/₈" high +\$851

Step 3. Width

13 12¹/₂" wide +\$0

Step 4. Depth

24 22⁷/₈" deep +\$28

Step 5. Base/Foot Height

1 base +\$0

3 base with fronts to floor **A** +\$11

9 c-foot **A** +\$132

Step 6. Hinge Location

For base (1) or c-foot (9)

ND no door +\$0

DL door hinged left +\$55

DR door hinged right +\$55

For base with fronts to floor (3)

DL door hinged left +\$55

DR door hinged right +\$55

Step 7. Case/Top/Front Material

For no door (ND)

L laminate +\$0

V veneer +\$1166

For door hinged left (DL) or door hinged right (DR)

L laminate +\$0

V veneer +\$1318

Step 8. Pull Type

A arc pull +\$0

K bar pull +\$0

U integrated pull +\$0

Step 9. Interior

NS0 no interior -\$10

NS1 one shelf +\$0

Step 10. Case/Front/Top Finish

For laminate (L)

LBM	crisp linen	+\$0
LBN	classic linen	+\$0
LBP	casual linen	+\$0

For laminate (L)

LBK	pewter mesh	+\$0
LBL	steel mesh	+\$0

For laminate (L)

8Q	folkstone grey	+\$0
91	white	+\$0
98	studio white	+\$0
CL	cool grey neutral	+\$0
LU	soft white	+\$0
WL	sandstone	+\$0
WN	warm grey neutral	+\$0

For laminate (L)

LBF	neutral twill	+\$0
LBG	sarum twill	+\$0
LBH	earthen twill	+\$0
LBJ	graphite twill	+\$0
LBQ	white twill	+\$0

For laminate (L)

76	light brown walnut	+\$0
HM	natural maple	+\$0
HP	light anigre	+\$0
HX	aged cherry	+\$0
HY	walnut on cherry	+\$0
LBA	clear on ash	+\$0
LBR	phantom ecru	+\$0
LBS	phantom cocoa	+\$0
LBU	medium matte walnut	+\$0
LBV	warm grey teak	+\$0
LBB	oak on ash	+\$0
LBC	walnut on ash	+\$0
LBD	dark brown walnut	+\$0
LBE	medium red walnut	+\$0

For veneer (V)

2U	light brown walnut	+\$85
40	dark brown walnut	+\$85
ED	aged cherry	+\$85
EK	medium red walnut	+\$85
ET	clear on ash	+\$85
EU	oak on ash	+\$85
EV	walnut on ash	+\$85
EW	medium matte walnut	+\$85
UL	natural maple	+\$85
UX	walnut on cherry	+\$85

Step 11. Pull Finish

For arc pull (A)

NH	brushed nickel	+\$0
NK	black nickel	+\$0

Metallic Paint

For bar pull (K) or integrated pull (U)

CN	metallic champagne	+\$0
MS	metallic silver	+\$0

Sand Texture Paint

For bar pull (K) or integrated pull (U)

79	green apple	+\$15
BK	black	+\$0
MY3	yellow oxide	+\$15
RO	red	+\$15
TRQ	turquoise	+\$15

Smooth Paint

For bar pull (K) or integrated pull (U)

8Q	folkstone grey	+\$0
91	white	+\$0
98	studio white	+\$0
G1	graphite	+\$0
WL	sandstone	+\$0

Step 12. Foot Finish

For c-foot (g)

Metallic Paint

CN	metallic champagne	+\$0
MS	metallic silver	+\$0

Personal Tower-Mini Door *continued*

Tu® Wood Storage

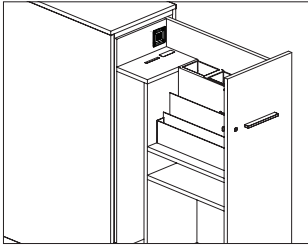
Sand Texture Paint

8Q	folkstone grey	+\$0
91	white	+\$0
98	studio white	+\$0
BK	black	+\$0
G1	graphite	+\$0
WN	warm grey neutral	+\$0

Step 13. Lock

For door hinged left (DL) or door hinged right (DR)

KA	keyed alike	-\$10
KC	keyed differently, chrome	+\$0
KD	keyed differently, black	+\$0



Product Information

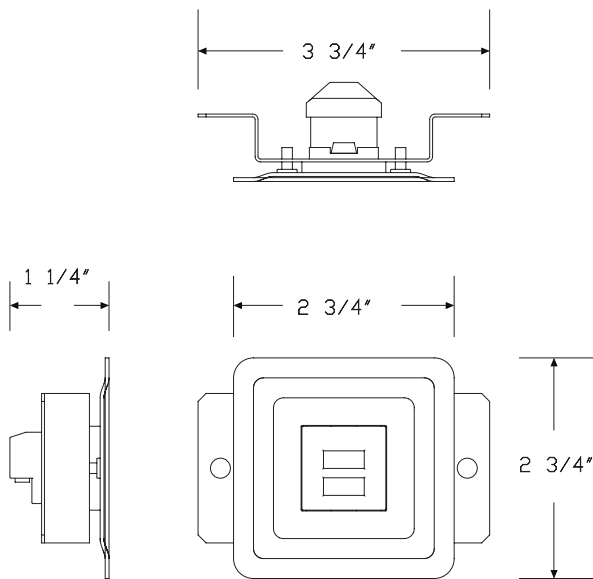
Description

This dual port USB 2.0 Type A low-voltage power module is designed for field installation into the laminate personal tower or mini storage/bag tower. The personal tower requires access and routing holes to be cut in the field. Access and routing holes for the mini storage/bag tower are standard. The cord for USB power is routed via field installed clips through the inside of the case, down the back wall and out through a field drilled hole located on the side of the case for the personal tower and out of the bottom of the mini storage/bag tower.

Notes

Dual USB module-tower (100) is designed for field installation into the laminate personal tower (L2PT), ordered separately.
 Dual USB module-drawer (200) is designed for field installation into the mini drawer within the mini storage/bag tower (L2PN).

Dimensions



Specification Information

Step 1.

LEE.

Step 2. Configuration

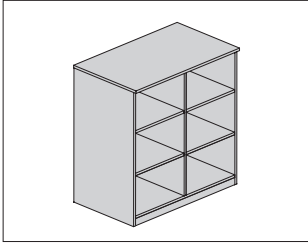
- 200** dual USB module-drawer A
- 100** dual USB module-tower

Prices for Steps 1-2.

LEE.	200	\$305
	100	\$305

Step 3. Color

91	white	+ \$0
G2	graphite satin	+ \$0



Product Information

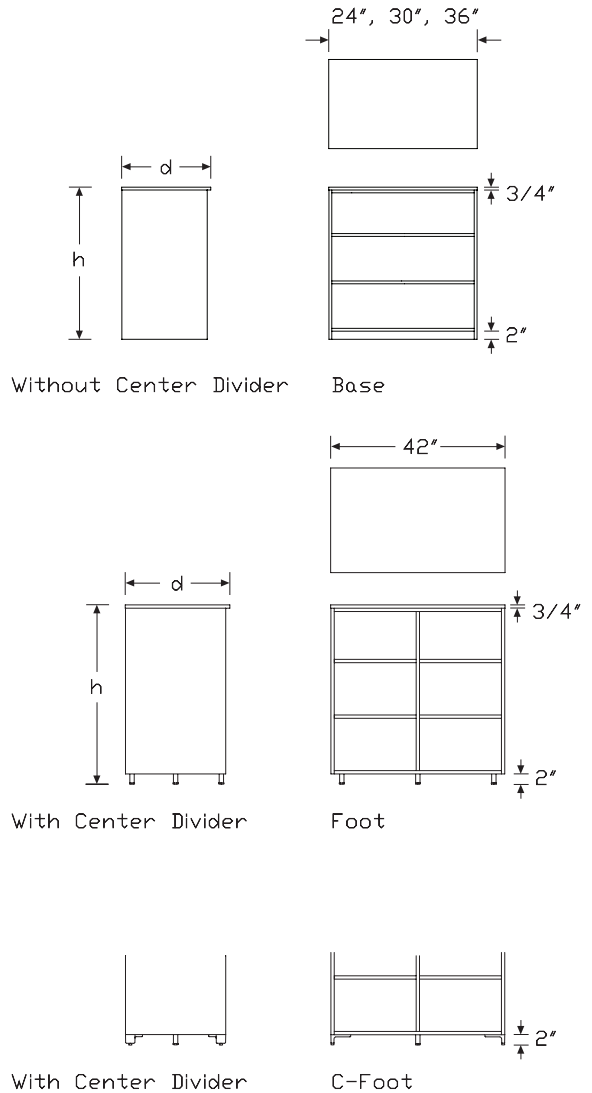
Description

This bookcase provides open storage and display space or can be specified with 2 symmetrical doors. It has a laminate case with laminate top or veneer case with veneer top available in 3 thicknesses, or with no top. It comes in 6 heights, 4 widths, and 3 depths. Base options are 2"-high base or 2"-high feet with 1" leveling glides. Includes 1 or more adjustable shelves, based on bookcase height.

Notes

Actual widths are 23⁷/₈" (24), 29⁷/₈" (30), 35⁷/₈" (36), and 41⁷/₈" (42).
 Top oversails case by 1" to align case with other cases that have doors or drawers. Actual case depths are 15¹/₂" (16), 19" (20), and 23" (24).
 For use with Layout Studio® or Canvas Office Landscape®, specify 1¹/₈" thick top (08) or 1¹/₄" thick top (06).
 Shelves adjust in 1¹/₄" increments. Shelf spacing based on a default 12" binder height from bottom panel up. Minimum space in remainder above top shelf is 5".
 Height—Shelves
 42—2 shelves
 46—2 shelves
 57—3 shelves
 60—3 shelves
 68—4 shelves
 72—4 shelves
 For additional product options, see Vary Easy Program in appendices.

Dimensions



Specification Information

Step 1.

L2BC. A

Step 2. Height

42	42" high	+\$1095
46	46" high	+\$1168
57	57" high	+\$1312
60	60" high	+\$1494
68	68" high	+\$1530
72	72" high	+\$1748

Step 3. Width

24	24" wide	+\$0
30	30" wide	+\$111
36	36" wide	+\$221
42	42" wide	+\$442

Step 4. Depth

For 42" high (42), 46" high (46), or 57" high (57)

16	16½" deep	+\$0
20	20" deep	+\$111
24	24" deep	+\$221

For 60" high (60)

20	20" deep <input type="checkbox"/> A	+\$111
24	24" deep <input type="checkbox"/> A	+\$221

For 68" high (68) or 72" high (72)

20	20" deep	+\$111
-----------	----------	--------

Step 5. Doors

N	no doors <input type="checkbox"/> A	+\$0
D	2 symmetrical doors <input type="checkbox"/> A	+\$83

Step 6. Base/Foot Height

For no doors (N)

1	base	+\$0
5	tube foot <input type="checkbox"/> A	+\$111
9	c-foot <input type="checkbox"/> A	+\$0

For 2 symmetrical doors (D)

1	base <input type="checkbox"/> A	+\$0
3	base with fronts to floor <input type="checkbox"/> A	+\$12
5	tube foot <input type="checkbox"/> A	+\$111
9	c-foot <input type="checkbox"/> A	+\$0

Step 7. Pull Type

A	arc pull <input type="checkbox"/> A	+\$0
K	bar pull <input type="checkbox"/> A	+\$0
U	flush pull <input type="checkbox"/> A	+\$0

Step 8. Case Material

For 42" high (42) or 46" high (46)

L	laminate	+\$0
V	veneer <input type="checkbox"/> A	+\$1768

For 57" high (57) or 60" high (60)

L	laminate <input type="checkbox"/> A	+\$0
V	veneer <input type="checkbox"/> A	+\$1878

For 68" high (68) or 72" high (72)

L	laminate <input type="checkbox"/> A	+\$0
V	veneer <input type="checkbox"/> A	+\$1989

Step 9. Top Material

For laminate (L)

NT	no top	-\$22
02	¾" laminate	+\$0
08	1⅛" laminate	+\$84
06	1¼" laminate	+\$84

For veneer (V)

NT	no top <input type="checkbox"/> A	-\$22
05	¾" veneer <input type="checkbox"/> A	+\$167
09	1⅛" veneer <input type="checkbox"/> A	+\$255
07	1¼" veneer <input type="checkbox"/> A	+\$255

Step 10. Case/Edge Finish

Solid-Color Laminate

For laminate (L)

8Q	folkstone grey	+\$0
91	white	+\$0
98	studio white	+\$0
CL	cool grey neutral	+\$0
LU	soft white	+\$0
WL	sandstone	+\$0
WN	warm grey neutral	+\$0

Linen Laminate

For laminate (L)

LBM	crisp linen	+\$0
LBN	classic linen	+\$0
LBP	casual linen	+\$0

Mesh Laminate

For laminate (L)

LBK	pewter mesh	+\$0
LBL	steel mesh	+\$0

Twill Laminate

For laminate (L)

LBF	neutral twill	+\$0
LBG	sarum twill	+\$0
LBH	earthen twill	+\$0
LBJ	graphite twill	+\$0
LBQ	white twill	+\$0

Wood-Grain Laminate

For laminate (L)

76	light brown walnut	+\$0
HM	natural maple	+\$0
HP	light anigre	+\$0
HX	aged cherry	+\$0
HY	walnut on cherry	+\$0
LBA	clear on ash	+\$0
LBR	phantom ecru	+\$0
LBS	phantom cocoa	+\$0
LBU	medium matte walnut	+\$0
LBV	warm grey teak	+\$0
LBB	oak on ash	+\$0
LBC	walnut on ash	+\$0
LBD	dark brown walnut	+\$0
LBE	medium red walnut	+\$0

For veneer (V)

2U	light brown walnut A	+\$85
40	dark brown walnut A	+\$85
ED	aged cherry A	+\$85
EK	medium red walnut A	+\$85
EW	medium matte walnut A	+\$85
ET	clear on ash A	+\$85
EU	oak on ash A	+\$85
EV	walnut on ash A	+\$85
UL	natural maple A	+\$85
UX	walnut on cherry A	+\$85

Step 11. Top/Edge Finish

Solid-Color Laminate

For 3/4" laminate (o2), 1/8" laminate (o8), or 1/4" laminate (o6)

8Q	folkstone grey	+\$0
91	white	+\$0
98	studio white	+\$0
CL	cool grey neutral	+\$0
LU	soft white	+\$0
WL	sandstone	+\$0
WN	warm grey neutral	+\$0

Linen Laminate

For 3/4" laminate (o2), 1/8" laminate (o8), or 1/4" laminate (o6)

LBM	crisp linen	+\$0
LBN	classic linen	+\$0
LBP	casual linen	+\$0

Mesh Laminate

For 3/4" laminate (o2), 1/8" laminate (o8), or 1/4" laminate (o6)

LBK	pewter mesh	+\$0
LBL	steel mesh	+\$0

Twill Laminate

For 3/4" laminate (o2), 1/8" laminate (o8), or 1/4" laminate (o6)

LBF	neutral twill	+\$0
LBG	sarum twill	+\$0
LBH	earthen twill	+\$0
LBJ	graphite twill	+\$0
LBQ	white twill	+\$0

Wood-Grain Laminate

For 3/4" laminate (o2), 1 1/8" laminate (o8), or 1 1/4" laminate (o6)

76	light brown walnut	+\$0
HM	natural maple	+\$0
HP	light anigre	+\$0
HX	aged cherry	+\$0
HY	walnut on cherry	+\$0
LBA	clear on ash	+\$0
LBR	phantom ecru	+\$0
LBS	phantom cocoa	+\$0
LBU	medium matte walnut	+\$0
LBV	warm grey teak	+\$0
LBB	oak on ash	+\$0
LBC	walnut on ash	+\$0
LBD	dark brown walnut	+\$0
LBE	medium red walnut	+\$0

For 3/4" veneer (o5), 1 1/8" veneer (o9), or 1 1/4" veneer (o7)

2U	light brown walnut <input type="checkbox"/>	+\$85
40	dark brown walnut <input type="checkbox"/>	+\$85
ED	aged cherry <input type="checkbox"/>	+\$85
EK	medium red walnut <input type="checkbox"/>	+\$85
EW	medium matte walnut <input type="checkbox"/>	+\$85
ET	clear on ash <input type="checkbox"/>	+\$85
EU	oak on ash <input type="checkbox"/>	+\$85
EV	walnut on ash <input type="checkbox"/>	+\$85
UL	natural maple <input type="checkbox"/>	+\$85
UX	walnut on cherry <input type="checkbox"/>	+\$85

Step 12. Pull Finish

For arc pull (A)

NH	brushed nickel <input type="checkbox"/>	+\$0
NK	black nickel <input type="checkbox"/>	+\$0

For bar pull (K) or flush pull (U)

91	white <input type="checkbox"/>	+\$0
G1	graphite <input type="checkbox"/>	+\$0
8Q	folkstone grey <input type="checkbox"/>	+\$0
WL	sandstone <input type="checkbox"/>	+\$0
MS	metallic silver <input type="checkbox"/>	+\$0
CN	metallic champagne <input type="checkbox"/>	+\$0
RO	red <input type="checkbox"/>	+\$15
TRQ	turquoise <input type="checkbox"/>	+\$15
79	green apple <input type="checkbox"/>	+\$15
MY3	yellow oxide <input type="checkbox"/>	+\$15

Step 13. Foot Finish

For tube foot (5) or c-foot (9)

Metallic Paint

CN	metallic champagne	+\$0
EH	metallic bronze	+\$0
MS	metallic silver	+\$0

Sand Texture Paint

BK	black <input type="checkbox"/>	+\$0
CL	cool grey neutral <input type="checkbox"/>	+\$0

Smooth Paint

8Q	folkstone grey <input type="checkbox"/>	+\$0
91	white <input type="checkbox"/>	+\$0
98	studio white <input type="checkbox"/>	+\$0
G1	graphite <input type="checkbox"/>	+\$0
WL	sandstone <input type="checkbox"/>	+\$0
WN	warm grey neutral <input type="checkbox"/>	+\$0

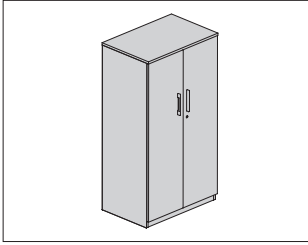
Step 14. Lock Option

For 2 symmetrical doors (D)

KA	keyed alike <input type="checkbox"/>	+\$0
KC	keyed differently, chrome <input type="checkbox"/>	+\$0
KD	keyed differently, black <input type="checkbox"/>	+\$0

Wardrobe

L2WR.



Tu® Wood Storage

Product Information

Description

This freestanding wardrobe cabinet is fully enclosed and has a laminate case, front and 3/4"-thick top or veneer case, front and 3/4"-thick top.

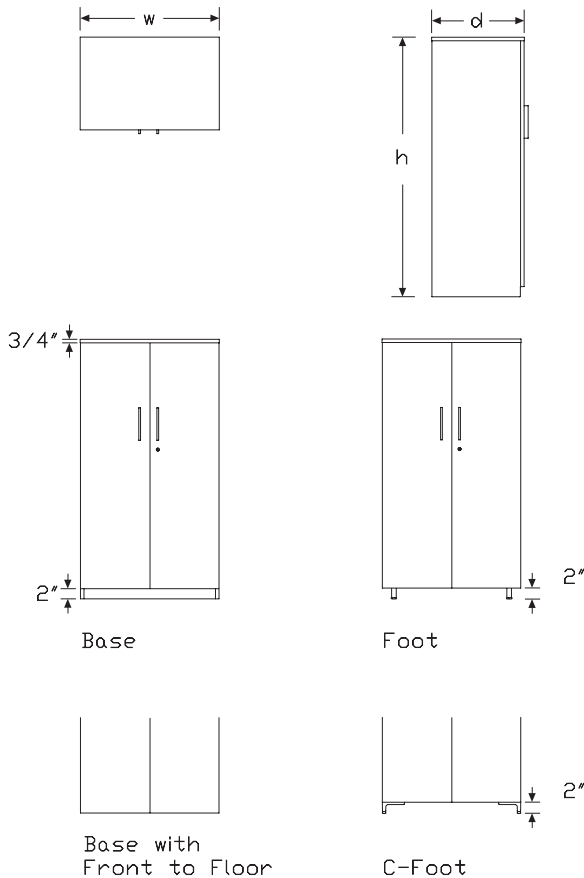
Wardrobe comes in 8 heights, 4 widths, and 2 depths. Base options are 2"-high base, base with front to floor, or 2"-high foot with 1" leveling glides. Interior has a coat rod and 1 shelf. Cabinet comes standard with double doors and lock.

Notes

Actual cabinet widths are 23 7/8" (24), 29 7/8" (30), 35 7/8" (36), or 41 7/8" (42).

For use with Layout Studio® or Canvas Office Landscape®, specify 1 1/8" thick top (o8) or 1 1/4" thick top (o6).

Dimensions



Specification Information

Step 1.

L2WR. [A]

Step 2. Height

42	42" high	+\$1318
46	46" high	+\$1391
53	53" high [A]	+\$1483
57	57" high	+\$1536
60	60" high	+\$1596
68	68" high	+\$1758
72	72" high	+\$1971
84	84" high	+\$2188

Step 3. Width

24	24" wide	+\$0
30	30" wide	+\$111
36	36" wide	+\$221
42	42" wide	+\$442

Step 4. Depth

20	20" deep	+\$111
24	24" deep	+\$221

Step 5. Base

1	base	+\$0
3	base with fronts to floor [A]	+\$12
5	tube foot [A]	+\$111
9	c-foot	+\$144

Step 6. Case Material

For 42" high (42) or 46" high (46)

L	laminate	+\$0
---	----------	------

For 53" high (53), 57" high (57), or 60" high (60)

L	laminate	+\$0
V	veneer [A]	+\$2155

For 68" high (68) or 72" high (72)

L	laminate	+\$0
V	veneer [A]	+\$2265

For 84" high (84)

L	laminate	+\$0
V	veneer [A]	+\$2376

Step 7. Top Material

For laminate (L)

NT	no top	-\$23
02	3/4" laminate	+\$0
08	1 1/8" laminate	+\$84
06	1 1/4" laminate	+\$84

For veneer (V)

NT	no top A	-\$23
05	3/4" veneer A	+\$167
09	1 1/8" veneer A	+\$255
07	1 1/4" veneer A	+\$255

Step 8. Pull Type

A	arc pull	+\$0
K	bar pull	+\$0
U	flush pull	+\$0

Step 9. Case/Front Finish

For laminate (L) with no top (NT), 3/4" laminate (02), or 1 1/8" laminate (08), or 1 1/4" laminate (06)

LBM	crisp linen	+\$0
LBN	classic linen	+\$0
LBP	casual linen	+\$0

For laminate (L) with no top (NT), 3/4" laminate (02), or 1 1/8" laminate (08), or 1 1/4" laminate (06)

LBK	pewter mesh	+\$0
LBL	steel mesh	+\$0

For laminate (L) with no top (NT), 3/4" laminate (02), or 1 1/8" laminate (08), or 1 1/4" laminate (06)

8Q	folkstone grey	+\$0
91	white	+\$0
98	studio white	+\$0
CL	cool grey neutral	+\$0
LU	soft white	+\$0
WL	sandstone	+\$0
WN	warm grey neutral	+\$0

For laminate (L) with no top (NT), 3/4" laminate (02), or 1 1/8" laminate (08), or 1 1/4" laminate (06)

LBF	neutral twill	+\$0
LBG	sarum twill	+\$0
LBH	earthen twill	+\$0
LBJ	graphite twill	+\$0
LBQ	white twill	+\$0

For laminate (L) with no top (NT), 3/4" laminate (02), or 1 1/8" laminate (08), or 1 1/4" laminate (06)

76	light brown walnut	+\$0
HM	natural maple	+\$0
HP	light anigre	+\$0
HX	aged cherry	+\$0
HY	walnut on cherry	+\$0
LBA	clear on ash	+\$0
LBB	oak on ash	+\$0
LBC	walnut on ash	+\$0
LBD	dark brown walnut	+\$0
LBE	medium red walnut	+\$0
LBR	phantom ecru	+\$0
LBS	phantom cocoa	+\$0
LBU	medium matte walnut	+\$0
LBV	warm grey teak	+\$0

For veneer (V) with no top (NT), 3/4" veneer (05), or 1 1/8" veneer (09), or 1 1/4" veneer (07)

2U	light brown walnut A	+\$85
40	dark brown walnut A	+\$85
ED	aged cherry A	+\$85
EK	medium red walnut A	+\$85
ET	clear on ash A	+\$85
EU	oak on ash A	+\$85
EV	walnut on ash A	+\$85
EW	medium matte walnut A	+\$85
UL	natural maple A	+\$85
UX	walnut on cherry A	+\$85

Step 10. Top/Edge Finish

Solid-Color Laminate

For 3/4" laminate (o2), 1 1/8" laminate (o8), or 1 1/4" laminate (o6)

8Q	folkstone grey	+\$0
91	white	+\$0
98	studio white	+\$0
CL	cool grey neutral	+\$0
LU	soft white	+\$0
WL	sandstone	+\$0
WN	warm grey neutral	+\$0

Linen Laminate

For 3/4" laminate (o2), 1 1/8" laminate (o8), or 1 1/4" laminate (o6)

LBM	crisp linen	+\$0
LBN	classic linen	+\$0
LBP	casual linen	+\$0

Mesh Laminate

For 3/4" laminate (o2), 1 1/8" laminate (o8), or 1 1/4" laminate (o6)

LBK	pewter mesh	+\$0
LBL	steel mesh	+\$0

Twill Laminate

For 3/4" laminate (o2), 1 1/8" laminate (o8), or 1 1/4" laminate (o6)

LBF	neutral twill	+\$0
LBG	sarum twill	+\$0
LBH	earthen twill	+\$0
LBJ	graphite twill	+\$0
LBQ	white twill	+\$0

Wood-Grain Laminate

For 3/4" laminate (o2), 1 1/8" laminate (o8), or 1 1/4" laminate (o6)

76	light brown walnut	+\$0
HM	natural maple	+\$0
HP	light anigre	+\$0
HX	aged cherry	+\$0
HY	walnut on cherry	+\$0
LBA	clear on ash	+\$0
LBR	phantom ecru	+\$0
LBS	phantom cocoa	+\$0
LBU	medium matte walnut	+\$0
LBV	warm grey teak	+\$0
LBB	oak on ash	+\$0
LBC	walnut on ash	+\$0
LBD	dark brown walnut	+\$0
LBE	medium red walnut	+\$0

For 3/4" veneer (o5), 1 1/8" veneer (o9), or 1 1/4" veneer (o7)

2U	light brown walnut A	+\$85
40	dark brown walnut A	+\$85
ED	aged cherry A	+\$85
EK	medium red walnut A	+\$85
EW	medium matte walnut A	+\$85
ET	clear on ash A	+\$85
EU	oak on ash A	+\$85
EV	walnut on ash A	+\$85
UL	natural maple A	+\$85
UX	walnut on cherry A	+\$85

Step 11. Pull Finish

For arc pull (A)

NH	brushed nickel	+\$0
NK	black nickel	+\$0

Metallic Paint

For bar pull (K) or flush pull (U)

CN	metallic champagne A	+\$0
MS	metallic silver A	+\$0

Sand Texture Paint

For bar pull (K) or flush pull (U)

BK	black A	+\$0
79	green apple A	+\$15
MY3	yellow oxide A	+\$15
RO	red A	+\$15
TRQ	turquoise A	+\$15

Smooth Paint

For bar pull (K) or flush pull (U)

8Q	folkstone grey A	+\$0
91	white A	+\$0
98	studio white A	+\$0
G1	graphite A	+\$0
WL	sandstone A	+\$0

Step 12. Foot Finish

For tube foot (5) or c-foot (9)

Metallic Paint

CN	metallic champagne A	+\$0
EH	metallic bronze A	+\$0
MS	metallic silver A	+\$0

Wardrobe *continued*

Sand Texture Paint

BK	black <input type="checkbox"/> A	+\$0
-----------	----------------------------------	------

Smooth Paint

8Q	folkstone grey <input type="checkbox"/> A	+\$0
91	white <input type="checkbox"/> A	+\$0
98	studio white <input type="checkbox"/> A	+\$0
CL	cool grey neutral <input type="checkbox"/> A	+\$0
G1	graphite <input type="checkbox"/> A	+\$0
WL	sandstone <input type="checkbox"/> A	+\$0
WN	warm grey neutral <input type="checkbox"/> A	+\$0

Step 13. Interior

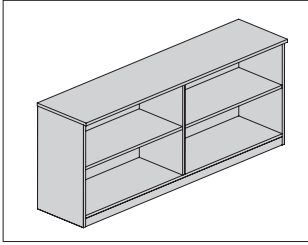
CR	coat rod with fixed shelf	+\$0
-----------	---------------------------	------

Step 14. Lock

KA	keyed alike	-\$10
KD	keyed differently, black	+\$0
KC	keyed differently, chrome	+\$0

Bookcase (EOR)

L2ER.



Tu® Wood Storage

Product Information

Description

This end of run bookcase provides storage and display space. It has an all-laminate or veneer case, 2"-high recessed base or 2"-high foot, and 1" leveling glides. Top thicknesses are available to align with adjacent surfaces. Bookcase includes 1 laminate adjustable shelf that has 3 locations and adjusts in 1 1/4" increments.

Actual case depth is 16 1/2" (16).

Actual case width is 47 3/4" (48), 50 3/4" (51), 59 3/4" (60), or 62 3/4" (63).

Actual case height without top is 27 1/4" (28).

Notes

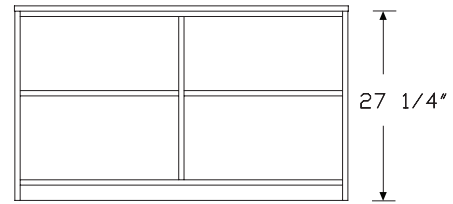
To align top with work surface for Layout Studio®, specify the 1 1/8" (8) top. To align top with work surface for Canvas Office Landscape®, specify the 1 1/4" (6) top. To align top with Renew™, specify the 3/4" (2) top. For applications where top alignment is not required, a 3/4" (2) top is available.

Dimensions

←16 1/2"→




← w →



Base

← w →



C-foot

Bookcase (EOR) *continued*

Specification Information		
Step 1.		
L2ER.B	<input type="checkbox"/> A	
Step 2. Height		
28	27 ¹ / ₄ " high	+\$0
Step 3. Width		
48	48" wide	+\$1488
51	51" wide	+\$1554
60	60" wide	+\$1753
63	63" wide	+\$1820
Step 4. Depth		
16	16 ¹ / ₂ " deep	+\$0
Step 5. Base/Foot Height		
1	base	+\$0
9	c-foot	+\$144
Step 6. Configuration		
0	no doors	+\$0
Step 7. Case Material		
<i>For 48" wide (48) or 51" wide (51)</i>		
L	laminata <input type="checkbox"/> A	+\$0
V	veneer	+\$1622
<i>For 60" wide (60)</i>		
L	laminata <input type="checkbox"/> A	+\$0
V	veneer	+\$1723
<i>For 63" wide (63)</i>		
L	laminata <input type="checkbox"/> A	+\$0
V	veneer	+\$1825
Step 8. Top Material		
<i>For laminate (L)</i>		
2	³ / ₄ " low-pressure laminate with thermoplastic edge <input type="checkbox"/> A	+\$0
8	¹ / ₈ " high-pressure laminate with thermoplastic edge <input type="checkbox"/> A	+\$139
6	¹ / ₄ " high-pressure laminate with thermoplastic edge <input type="checkbox"/> A	+\$139

<i>For veneer (V)</i>		
5	³ / ₄ " veneer	+\$153
7	¹ / ₄ " veneer	+\$234
9	¹ / ₈ " veneer	+\$234
Step 9. Case/Top Finish		
<i>For laminate (L) with ³/₄" low-pressure laminate with thermoplastic edge (2), or ¹/₈" high-pressure laminate with thermoplastic edge (8), or ¹/₄" high-pressure laminate with thermoplastic edge (6)</i>		
LBM	crisp linen	+\$0
LBN	classic linen	+\$0
LBP	casual linen	+\$0
<i>For laminate (L) with ³/₄" low-pressure laminate with thermoplastic edge (2), or ¹/₈" high-pressure laminate with thermoplastic edge (8), or ¹/₄" high-pressure laminate with thermoplastic edge (6)</i>		
LBK	pewter mesh	+\$0
LBL	steel mesh	+\$0
<i>For laminate (L) with ³/₄" low-pressure laminate with thermoplastic edge (2), or ¹/₈" high-pressure laminate with thermoplastic edge (8), or ¹/₄" high-pressure laminate with thermoplastic edge (6)</i>		
8Q	folkstone grey	+\$0
91	white	+\$0
98	studio white	+\$0
CL	cool grey neutral	+\$0
LU	soft white	+\$0
WL	sandstone	+\$0
WN	warm grey neutral	+\$0
<i>For laminate (L) with ³/₄" low-pressure laminate with thermoplastic edge (2), or ¹/₈" high-pressure laminate with thermoplastic edge (8), or ¹/₄" high-pressure laminate with thermoplastic edge (6)</i>		
LBF	neutral twill	+\$0
LBG	sarum twill	+\$0
LBH	earthen twill	+\$0
LBJ	graphite twill	+\$0
LBQ	white twill	+\$0

Bookcase (EOR) *continued*

Tu® Wood Storage

For laminate (L) with 3/4" low-pressure laminate with thermoplastic edge (2), or 1 1/8" high-pressure laminate with thermoplastic edge (8), or 1 1/4" high-pressure laminate with thermoplastic edge (6)

76	light brown walnut	+\$0
HM	natural maple	+\$0
HP	light anigre	+\$0
HX	aged cherry	+\$0
HY	walnut on cherry	+\$0
LBA	clear on ash	+\$0
LBR	phantom ecru	+\$0
LBS	phantom cocoa	+\$0
LBU	medium matte walnut	+\$0
LBV	warm grey teak	+\$0
LBB	oak on ash	+\$0
LBC	walnut on ash	+\$0
LBD	dark brown walnut	+\$0
LBE	medium red walnut	+\$0

For veneer (V) with 3/4" veneer (5), or 1 1/4" veneer (7), or 1 1/8" veneer (9)

2U	light brown walnut	+\$85
40	dark brown walnut	+\$85
ED	aged cherry	+\$85
EK	medium red walnut	+\$85
ET	clear on ash	+\$85
EU	oak on ash	+\$85
EV	walnut on ash	+\$85
EW	medium matte walnut	+\$85
UL	natural maple	+\$85
UX	walnut on cherry	+\$85

Step 10. Foot Finish

For c-foot (g)

Metallic Paint

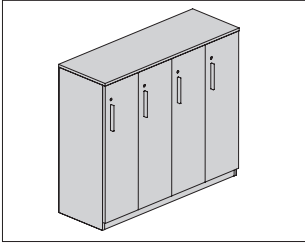
CN	metallic champagne	+\$0
MS	metallic silver	+\$0

Sand Texture Paint

8Q	folkstone grey	+\$0
91	white	+\$0
98	studio white	+\$0
BK	black	+\$0
G1	graphite	+\$0
WL	sandstone	+\$0

Lockers (EOR)

L2ER.



Product Information

Description

This end of run locker unit provides storage for coats, bags and other items. It has an all-laminate or veneer case and front, 2"-high recessed base or 2"-high foot or base with fronts to floor, and 1" leveling glides. Interior options are shelf with coat hook, or Z-interior (for 60" width only). Top thicknesses are available to match adjacent work surfaces.

Actual height is 41¹/₈" (42) or 45¹/₈" (46).

Actual width is 47⁷/₈" (48) or 59⁷/₈" (60).

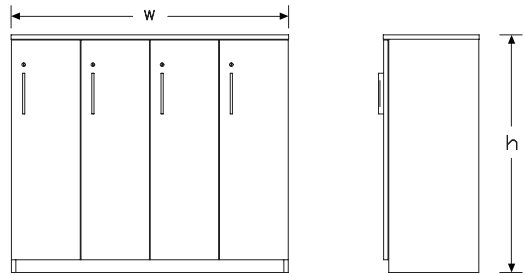

Actual depth is 16¹/₂" (16).

Notes

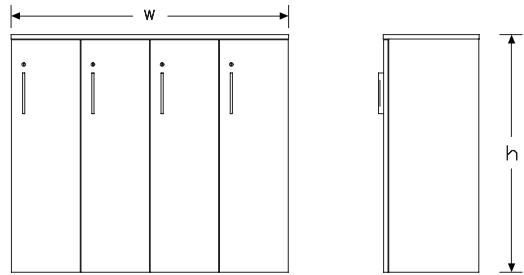
To match top thickness with work surface for Layout Studio®, specify the 1¹/₈" (8) top. To match top thickness with work surface for Canvas Office Landscape®, specify the 1¹/₄" (6) top.

For applications where matching top thickness is not required, a 3³/₄" (2) top is available.

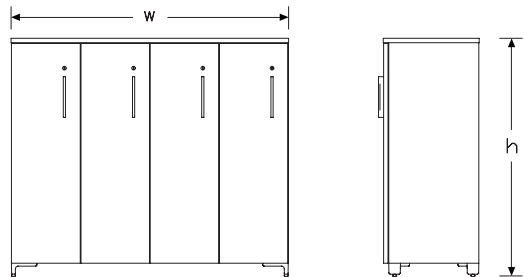
Dimensions



Base



Base with fronts to floor



C-foot

Specification Information		
Step 1.		
L2ER.L	A	
Step 2. Height		
42	42" high	+\$3216
46	46" high	+\$3513
Step 3. Width		
48	48" wide	+\$0
60	60" wide	+\$214
Step 4. Depth		
16	16½" deep A	+\$0
Step 5. Base/Foot Height		
1	base	+\$0
3	base with fronts to floor	+\$12
9	c-foot	+\$144
Step 6. Hinge Location		
L	wardrobe hinge left	+\$0
R	wardrobe hinge right	+\$0
Step 7. Case/Front Material		
<i>For 48" wide (48)</i>		
L	laminate	+\$0
V	veneer	+\$1875
<i>For 60" wide (60)</i>		
L	laminate	+\$0
V	veneer	+\$1977
Step 8. Top Material		
<i>For laminate (L)</i>		
2	¾" low-pressure laminate with thermoplastic edge A	+\$0
6	1¼" high-pressure laminate with thermoplastic edge A	+\$139
8	1⅛" high-pressure laminate with thermoplastic edge A	+\$139
<i>For veneer (V)</i>		
5	¾" veneer	+\$153
7	1¼" veneer	+\$234
9	1⅛" veneer	+\$234

Step 9. Pull Type		
A	arc pull	+\$0
K	bar pull	+\$0
U	flush pull	+\$0
Step 10. Interior		
<i>For 48" wide (48)</i>		
CH	coathook with shelf	+\$0
<i>For 60" wide (60)</i>		
CH	coathook with shelf A	+\$0
CZ	z-interior	+\$100
Step 11. Case/Front Finish		
<i>For laminate (L)</i>		
LBM	crisp linen	+\$0
LBN	classic linen	+\$0
LBP	casual linen	+\$0
<i>For laminate (L)</i>		
LBK	pewter mesh	+\$0
LBL	steel mesh	+\$0
<i>For laminate (L)</i>		
8Q	folkstone grey	+\$0
91	white	+\$0
98	studio white	+\$0
CL	cool grey neutral	+\$0
LU	soft white	+\$0
WL	sandstone	+\$0
WN	warm grey neutral	+\$0
<i>For laminate (L)</i>		
LBF	neutral twill	+\$0
LBG	sarum twill	+\$0
LBH	earthen twill	+\$0
LBJ	graphite twill	+\$0
LBQ	white twill	+\$0

For laminate (L)

76	light brown walnut	+\$0
HM	natural maple	+\$0
HP	light anigre	+\$0
HX	aged cherry	+\$0
HY	walnut on cherry	+\$0
LBA	clear on ash	+\$0
LBR	phantom ecru	+\$0
LBS	phantom cocoa	+\$0
LBU	medium matte walnut	+\$0
LBV	warm grey teak	+\$0
LBB	oak on ash	+\$0
LBC	walnut on ash	+\$0
LBD	dark brown walnut	+\$0
LBE	medium red walnut	+\$0

For veneer (V)

2U	light brown walnut	+\$85
40	dark brown walnut	+\$85
ED	aged cherry	+\$85
EK	medium red walnut	+\$85
ET	clear on ash	+\$85
EU	oak on ash	+\$85
EV	walnut on ash	+\$85
EW	medium matte walnut	+\$85
UL	natural maple	+\$85
UX	walnut on cherry	+\$85

Step 12. Top/Edge Finish

Linen Laminate

For 3/4" low-pressure laminate with thermoplastic edge (2), 1 1/4" high-pressure laminate with thermoplastic edge (6), or 1 1/8" high-pressure laminate with thermoplastic edge (8)

LBM	crisp linen	+\$0
LBN	classic linen	+\$0
LBP	casual linen	+\$0

Mesh Laminate

For 3/4" low-pressure laminate with thermoplastic edge (2), 1 1/4" high-pressure laminate with thermoplastic edge (6), or 1 1/8" high-pressure laminate with thermoplastic edge (8)

LBK	pewter mesh	+\$0
LBL	steel mesh	+\$0

Solid-Color Laminate

For 3/4" low-pressure laminate with thermoplastic edge (2), 1 1/4" high-pressure laminate with thermoplastic edge (6), or 1 1/8" high-pressure laminate with thermoplastic edge (8)

8Q	folkstone grey	+\$0
91	white	+\$0
98	studio white	+\$0
CL	cool grey neutral	+\$0
LU	soft white	+\$0
WL	sandstone	+\$0
WN	warm grey neutral	+\$0

Twill Laminate

For 3/4" low-pressure laminate with thermoplastic edge (2), 1 1/4" high-pressure laminate with thermoplastic edge (6), or 1 1/8" high-pressure laminate with thermoplastic edge (8)

LBF	neutral twill	+\$0
LBG	sarum twill	+\$0
LBH	earthen twill	+\$0
LBJ	graphite twill	+\$0
LBQ	white twill	+\$0

Wood-Grain Laminate

For 3/4" low-pressure laminate with thermoplastic edge (2), 1 1/4" high-pressure laminate with thermoplastic edge (6), or 1 1/8" high-pressure laminate with thermoplastic edge (8)

76	light brown walnut	+\$0
HM	natural maple	+\$0
HP	light anigre	+\$0
HX	aged cherry	+\$0
HY	walnut on cherry	+\$0
LBA	clear on ash	+\$0
LBR	phantom ecru	+\$0
LBS	phantom cocoa	+\$0
LBU	medium matte walnut	+\$0
LBV	warm grey teak	+\$0
LBB	oak on ash	+\$0
LBC	walnut on ash	+\$0
LBD	dark brown walnut	+\$0
LBE	medium red walnut	+\$0

Lockers (EOR) *continued*

Tu® Wood Storage

<i>For 3/4" veneer (5), 1 1/4" veneer (7), or 1 1/8" veneer (9)</i>		
2U	light brown walnut	+\$85
40	dark brown walnut	+\$85
ED	aged cherry	+\$85
EK	medium red walnut	+\$85
ET	clear on ash	+\$85
EU	oak on ash	+\$85
EV	walnut on ash	+\$85
EW	medium matte walnut	+\$85
UL	natural maple	+\$85
UX	walnut on cherry	+\$85

Step 13. Pull Finish

For arc pull (A)

NH	brushed nickel	+\$0
NK	black nickel	+\$0

Metallic Paint

For bar pull (K) or flush pull (U)

CN	metallic champagne	+\$0
MS	metallic silver	+\$0

Sand Texture Paint

For bar pull (K) or flush pull (U)

79	green apple	+\$15
BK	black	+\$0
MY3	yellow oxide	+\$15
RO	red	+\$15
TRQ	turquoise	+\$15

Smooth Paint

For bar pull (K) or flush pull (U)

8Q	folkstone grey	+\$0
91	white	+\$0
98	studio white	+\$0
G1	graphite	+\$0
WL	sandstone	+\$0

Step 14. Foot Finish

For c-foot (g)

Metallic Paint

CN	metallic champagne	+\$0
MS	metallic silver	+\$0

Sand Texture Paint

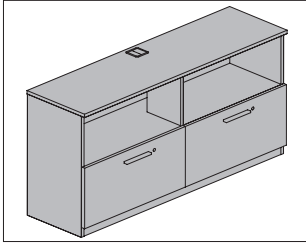
8Q	folkstone grey	+\$0
91	white	+\$0
98	studio white	+\$0
BK	black	+\$0
G1	graphite	+\$0
WL	sandstone	+\$0

Step 15. Lock

KA	keyed alike	-\$10
KC	keyed differently, chrome	+\$0
KD	keyed differently, black	+\$0

Media Case (EOR)

L2ER.



Product Information

Description

This end of run media case provides open storage and drawer storage. It has an all-laminate or veneer case and front, 2"-high recessed base or 2"-high foot or base with fronts to floor, and 1" leveling glides. Grommets are available in the top and inside the open area to allow cord management and access to power. Drawers come with locks. Top thicknesses are available to align with adjacent surfaces.

Actual depth is 22⁷/₈" (24).

Actual width is 47⁷/₈" (48) or 59⁷/₈" (60).

Actual height is 27¹/₄" without top.

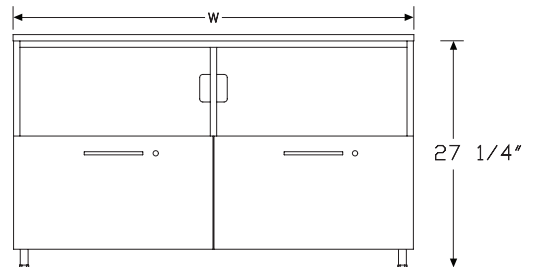
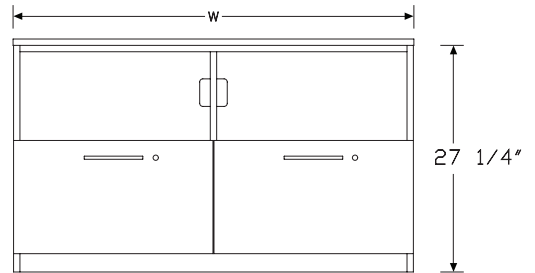
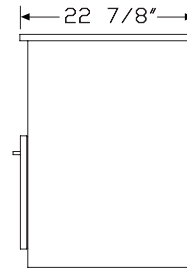
Notes

Widths of 48" (48) and 60" (60) work with Layout Studio, Renew™ Link, and Canvas Office Landscape® Beam.

To align top with work surface for Layout Studio®, specify the 1¹/₈" (8) top. To align top with work surface for Canvas Office Landscape, specify the 1¹/₄" (6) top.

For applications where top alignment is not required, a 3³/₄" (2) top is available.

Dimensions



Specification Information		
Step 1.		
L2ER.M		
Step 2. Height		
28	27 ¹ / ₄ " high	+\$0
Step 3. Width		
48	48" wide	+\$1812
60	60" wide	+\$1961
Step 4. Depth		
24	22.88" deep	+\$221
Step 5. Base/Foot Height		
1	base	+\$0
3	base with fronts to floor	+\$12
9	c-foot	+\$144
Step 6. Configuration		
C	lower drawer, upper open	+\$442
Step 7. Case/Front Material		
<i>For 48" wide (48)</i>		
L	laminate A	+\$0
V	veneer	+\$1875
<i>For 60" wide (60)</i>		
L	laminate A	+\$0
V	veneer	+\$1977
Step 8. Top Material		
<i>For laminate (L)</i>		
2	³ / ₄ " low-pressure laminate with thermoplastic edge	+\$0
6	¹ / ₄ " high-pressure laminate with thermoplastic edge	+\$139
8	¹ / ₈ " high-pressure laminate with thermoplastic edge	+\$139
<i>For veneer (V)</i>		
5	³ / ₄ " veneer	+\$153
7	¹ / ₄ " veneer	+\$234
9	¹ / ₈ " veneer	+\$234

Step 9. Pull Type		
A	arc pull	+\$0
K	bar pull	+\$0
U	flush pull	+\$0
Step 10. Interior Drawer Material		
M	metal	+\$0
Step 11. Case/Front Finish		
<i>For laminate (L)</i>		
LBM	crisp linen	+\$0
LBN	classic linen	+\$0
LBP	casual linen	+\$0
<i>For laminate (L)</i>		
LBK	pewter mesh	+\$0
LBL	steel mesh	+\$0
<i>For laminate (L)</i>		
8Q	folkstone grey	+\$0
91	white	+\$0
98	studio white	+\$0
CL	cool grey neutral	+\$0
LU	soft white	+\$0
WL	sandstone	+\$0
WN	warm grey neutral	+\$0
<i>For laminate (L)</i>		
LBF	neutral twill	+\$0
LBG	sarum twill	+\$0
LBH	earthen twill	+\$0
LBJ	graphite twill	+\$0
LBQ	white twill	+\$0

For laminate (L)

76	light brown walnut	+\$0
HM	natural maple	+\$0
HP	light anigre	+\$0
HX	aged cherry	+\$0
HY	walnut on cherry	+\$0
LBA	clear on ash	+\$0
LBB	oak on ash	+\$0
LBC	walnut on ash	+\$0
LBD	dark brown walnut	+\$0
LBE	medium red walnut	+\$0
LBR	phantom ecru	+\$0
LBS	phantom cocoa	+\$0
LBU	medium matte walnut	+\$0
LBV	warm grey teak	+\$0

For veneer (V)

2U	light brown walnut	+\$85
40	dark brown walnut	+\$85
ED	aged cherry	+\$85
EK	medium red walnut	+\$85
ET	clear on ash	+\$85
EU	oak on ash	+\$85
EV	walnut on ash	+\$85
EW	medium matte walnut	+\$85
UL	natural maple	+\$85
UX	walnut on cherry	+\$85

Step 12. Top/Edge Finish

For 3/4" low-pressure laminate with thermoplastic edge (2), 1 1/4" high-pressure laminate with thermoplastic edge (6), or 1 1/8" high-pressure laminate with thermoplastic edge (8)

LBM	crisp linen	+\$0
LBN	classic linen	+\$0
LBP	casual linen	+\$0

For 3/4" low-pressure laminate with thermoplastic edge (2), 1 1/4" high-pressure laminate with thermoplastic edge (6), or 1 1/8" high-pressure laminate with thermoplastic edge (8)

LBK	pewter mesh	+\$0
LBL	steel mesh	+\$0

For 3/4" low-pressure laminate with thermoplastic edge (2), 1 1/4" high-pressure laminate with thermoplastic edge (6), or 1 1/8" high-pressure laminate with thermoplastic edge (8)

8Q	folkstone grey	+\$0
91	white	+\$0
98	studio white	+\$0
CL	cool grey neutral	+\$0
LU	soft white	+\$0
WL	sandstone	+\$0
WN	warm grey neutral	+\$0

For 3/4" low-pressure laminate with thermoplastic edge (2), 1 1/4" high-pressure laminate with thermoplastic edge (6), or 1 1/8" high-pressure laminate with thermoplastic edge (8)

LBF	neutral twill	+\$0
LBG	sarum twill	+\$0
LBH	earthen twill	+\$0
LBJ	graphite twill	+\$0
LBQ	white twill	+\$0

For 3/4" low-pressure laminate with thermoplastic edge (2), 1 1/4" high-pressure laminate with thermoplastic edge (6), or 1 1/8" high-pressure laminate with thermoplastic edge (8)

76	light brown walnut	+\$0
HM	natural maple	+\$0
HP	light anigre	+\$0
HX	aged cherry	+\$0
HY	walnut on cherry	+\$0
LBA	clear on ash	+\$0
LBB	oak on ash	+\$0
LBC	walnut on ash	+\$0
LBD	dark brown walnut	+\$0
LBE	medium red walnut	+\$0
LBR	phantom ecru	+\$0
LBS	phantom cocoa	+\$0
LBU	medium matte walnut	+\$0
LBV	warm grey teak	+\$0

For 3/4" veneer (5), 1 1/4" veneer (7), or 1 1/8" veneer (9)		
2U	light brown walnut	+\$85
40	dark brown walnut	+\$85
ED	aged cherry	+\$85
EK	medium red walnut	+\$85
ET	clear on ash	+\$85
EU	oak on ash	+\$85
EV	walnut on ash	+\$85
EW	medium matte walnut	+\$85
UL	natural maple	+\$85
UX	walnut on cherry	+\$85

Step 13. Pull Finish

For arc pull (A)

NH	brushed nickel	+\$0
NK	black nickel	+\$0

Metallic Paint

For bar pull (K) or flush pull (U)

CN	metallic champagne	+\$0
MS	metallic silver	+\$0

Sand Texture Paint

For bar pull (K) or flush pull (U)

79	green apple	+\$15
BK	black	+\$0
MY3	yellow oxide	+\$15
RO	red	+\$15
TRQ	turquoise	+\$15

Smooth Paint

For bar pull (K) or flush pull (U)

8Q	folkstone grey	+\$0
91	white	+\$0
98	studio white	+\$0
G1	graphite	+\$0
WL	sandstone	+\$0

Step 14. Grommet Position Selection

N	no top location	+\$0
L	left grommet	+\$30
R	right grommet	+\$30
C	grommet center	+\$30

Step 15. Grommet Finish

For no top location (N), left grommet (L), right grommet (R), or grommet center (C)

91	white	+\$0
G1	graphite	+\$0

Step 16. Foot Finish

For c-foot (g)

Metallic Paint

CN	metallic champagne	+\$0
MS	metallic silver	+\$0

Sand Texture Paint

91	white	+\$0
BK	black	+\$0
CL	cool grey neutral	+\$0
G1	graphite	+\$0
WN	warm grey neutral	+\$0

Step 17. Counterweight

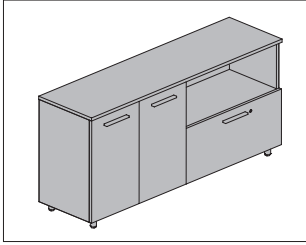
CB	counterweight	+\$70
NO	no counterweight	+\$0

Step 18. Lock

KA	keyed alike	-\$10
KC	keyed differently, chrome	+\$0
KD	keyed differently, black	+\$0

Recycle/Drawer, Recycle/Shelf
(EOR)

L2ER.



Product Information

Description

This end of run storage unit provides several configurations of recycle bins, drawers, and open shelves. It has an all-laminate or veneer case and front, 2"-high recessed base or 2"-high foot or base with fronts to floor, and 1" leveling glides. Top thicknesses are available to align with adjacent surfaces.

Actual depth is 16 1/2" (16). Case depth without top is 15 1/2".

Actual width is 47 3/4" (48), 50 3/4" (51), 59 3/4" (60), or 62 3/4" (63).

Notes

Use widths 48" (48) and 60" (60) with Layout Studio, Renew™ Link, and Canvas Office Landscape® Beam. Use widths 51" (51) and 63" (63) with Canvas Wall and Dock.

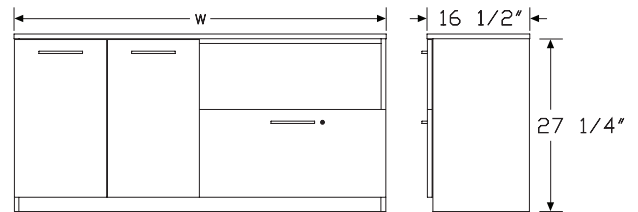
To align top with work surface for Layout Studio®, specify the 1 1/8" (8) top. To align top with work surface for Canvas Office Landscape, specify the 1 1/4" (6) top.

For applications where top alignment is not required, a 3/4" (2) top is available.

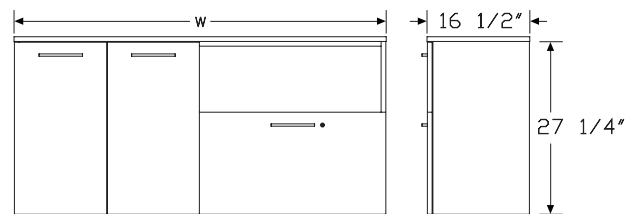
Recycle/shelf (S) configuration has 15"-wide recycle storage on either side of open shelf. Shelf width will vary based on specified unit width.

Recycle interior color is folkstone grey (8Q).

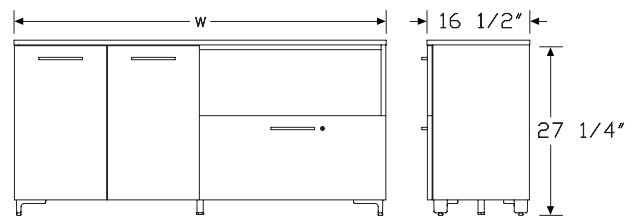
Dimensions



Base



Base with fronts to floor



C-foot

Recycle/Drawer, Recycle/Shelf (EOR) *continued*

Tu® Wood Storage

Specification Information		
Step 1.		
L2ER.R		
Step 2. Height		
28	27 ¹ / ₄ " without top	+\$0
Step 3. Width		
48	48" wide	+\$2685
51	51" wide	+\$2716
60	60" wide	+\$2804
63	63" wide	+\$2830
Step 4. Depth		
16	16.5" deep	+\$0
Step 5. Base/Foot Height		
1	base	+\$0
3	base with fronts to floor	+\$12
9	c-foot	+\$144
Step 6. Configuration		
<i>For 48" wide (48), 51" wide (51), or 63" wide (63)</i>		
S	recycle/shelf	+\$0
<i>For 60" wide (60)</i>		
S	recycle/shelf	+\$0
L	recycle-left/drawer-right	+\$131
R	recycle-right/drawer-left	+\$131
Step 7. Case/Front Material		
<i>For 48" wide (48) or 51" wide (51)</i>		
L	laminate	+\$0
V	veneer	+\$0
V	veneer	+\$1875
<i>For 60" wide (60)</i>		
L	laminate	+\$0
V	veneer	+\$1977
<i>For 63" wide (63)</i>		
L	laminate	+\$0
V	veneer	+\$2078

Step 8. Top Material		
<i>For laminate (L)</i>		
2	3/4" laminate top	+\$0
6	1 ¹ / ₄ " laminate top	+\$139
8	1 ¹ / ₈ " laminate top	+\$139
<i>For veneer (V)</i>		
5	3/4" veneer	+\$153
7	1 ¹ / ₄ " veneer	+\$234
9	1 ¹ / ₈ " veneer	+\$234
Step 9. Pull Type		
A	arc pull	+\$0
K	bar pull	+\$0
U	flush pull	+\$0
Step 10. Interior Drawer Material		
<i>For recycle-left/drawer-right (L) or recycle-right/drawer-left (R)</i>		
M	metal	+\$0
Step 11. Case/Front Finish		
<i>For laminate (L)</i>		
LBM	crisp linen	+\$0
LBN	classic linen	+\$0
LBP	casual linen	+\$0
<i>For laminate (L)</i>		
LBK	pewter mesh	+\$0
LBL	steel mesh	+\$0
<i>For laminate (L)</i>		
8Q	folkstone grey	+\$0
91	white	+\$0
98	studio white	+\$0
CL	cool grey neutral	+\$0
LU	soft white	+\$0
WL	sandstone	+\$0
WN	warm grey neutral	+\$0
<i>For laminate (L)</i>		
LBF	neutral twill	+\$0
LBG	sarum twill	+\$0
LBH	earthen twill	+\$0
LBJ	graphite twill	+\$0
LBQ	white twill	+\$0

Recycle/Drawer, Recycle/Shelf (EOR) *continued*

For laminate (L)

76	light brown walnut	+\$0
HM	natural maple	+\$0
HP	light anigre	+\$0
HX	aged cherry	+\$0
HY	walnut on cherry	+\$0
LBA	clear on ash	+\$0
LBB	oak on ash	+\$0
LBC	walnut on ash	+\$0
LBD	dark brown walnut	+\$0
LBE	medium red walnut	+\$0
LBR	phantom ecru	+\$0
LBS	phantom cocoa	+\$0
LBU	medium matte walnut	+\$0
LBV	warm grey teak	+\$0

For veneer (V)

2U	light brown walnut	+\$85
40	dark brown walnut	+\$85
ED	aged cherry	+\$85
EK	medium red walnut	+\$85
ET	clear on ash	+\$85
EU	oak on ash	+\$85
EV	walnut on ash	+\$85
EW	medium matte walnut	+\$85
UL	natural maple	+\$85
UX	walnut on cherry	+\$85

Step 12. Top/Edge Finish

For 3/4" laminate top (2), 1 1/4" laminate top (6), or 1 1/8" laminate top (8)

LBM	crisp linen	+\$0
LBN	classic linen	+\$0
LBP	casual linen	+\$0

For 3/4" laminate top (2), 1 1/4" laminate top (6), or 1 1/8" laminate top (8)

LBK	pewter mesh	+\$0
LBL	steel mesh	+\$0

For 3/4" laminate top (2), 1 1/4" laminate top (6), or 1 1/8" laminate top (8)

8Q	folkstone grey	+\$0
91	white	+\$0
98	studio white	+\$0
CL	cool grey neutral	+\$0
LU	soft white	+\$0
WL	sandstone	+\$0
WN	warm grey neutral	+\$0

For 3/4" laminate top (2), 1 1/4" laminate top (6), or 1 1/8" laminate top (8)

LBF	neutral twill	+\$0
LBG	sarum twill	+\$0
LBH	earthen twill	+\$0
LBJ	graphite twill	+\$0
LBQ	white twill	+\$0

For 3/4" laminate top (2), 1 1/4" laminate top (6), or 1 1/8" laminate top (8)

76	light brown walnut	+\$0
HM	natural maple	+\$0
HP	light anigre	+\$0
HX	aged cherry	+\$0
HY	walnut on cherry	+\$0
LBA	clear on ash	+\$0
LBB	oak on ash	+\$0
LBC	walnut on ash	+\$0
LBD	dark brown walnut	+\$0
LBE	medium red walnut	+\$0
LBR	phantom ecru	+\$0
LBS	phantom cocoa	+\$0
LBU	medium matte walnut	+\$0
LBV	warm grey teak	+\$0

For 3/4" veneer (5), 1 1/4" veneer (7), or 1 1/8" veneer (9)

2U	light brown walnut	+\$85
40	dark brown walnut	+\$85
ED	aged cherry	+\$85
EK	medium red walnut	+\$85
ET	clear on ash	+\$85
EU	oak on ash	+\$85
EV	walnut on ash	+\$85
EW	medium matte walnut	+\$85
UL	natural maple	+\$85
UX	walnut on cherry	+\$85

Step 13. Pull Finish

For arc pull (A)

NH	brushed nickel	+\$0
NK	black nickel	+\$0

Metallic Paint

For bar pull (K) or flush pull (U)

CN	metallic champagne	+\$0
MS	metallic silver	+\$0

Recycle/Drawer, Recycle/Shelf (EOR) *continued*

Tu® Wood Storage

Sand Texture Paint
For bar pull (K) or flush pull (U)

79	green apple	+\$15
BK	black	+\$0
MY3	yellow oxide	+\$15
RO	red	+\$15
TRQ	turquoise	+\$15

Smooth Paint
For bar pull (K) or flush pull (U)

8Q	folkstone grey	+\$0
91	white	+\$0
98	studio white	+\$0
G1	graphite	+\$0
WL	sandstone	+\$0

Step 14. Foot Finish
For c-foot (g)

Metallic Paint

CN	metallic champagne	+\$0
MS	metallic silver	+\$0

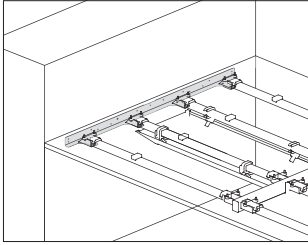
Sand Texture Paint

8Q	folkstone grey	+\$0
91	white	+\$0
98	studio white	+\$0
BK	black	+\$0
G1	graphite	+\$0
WL	sandstone	+\$0

Step 15. Lock
For recycle-left/drawer-right (L) or recycle-right/drawer-left (R)

KA	keyed alike	-\$10
KC	keyed differently, chrome	+\$0
KD	keyed differently, black	+\$0

Storage Attachment Kit, End Leg L2SL.



Product Information

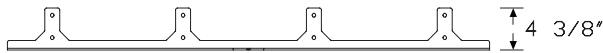
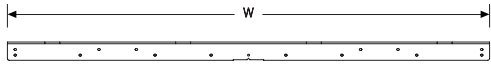
Description

This hardware kit attaches Layout Studio® beams to a Tu® Wood freestanding storage unit to allow the storage unit to replace a Layout Studio double end leg. The kit is available for use with a 48"-wide or a 60"-wide freestanding storage case. Finish is cool grey neutral.

Notes

To replace a Layout Studio double leg with a storage unit, order a Tu Wood end-of-run cabinet (L2ER) separately.
Specify storage base option to match base option on storage unit.

Dimensions



Specification Information

Step 1.

L2SL. [A]

Step 2. Depth

48 48" double end leg [A]

60 60" double end leg [A]

Prices for Steps 1-2.

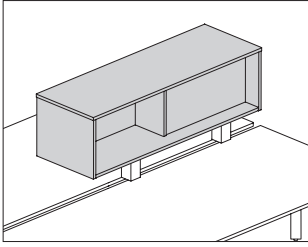
L2SL.	48	\$330
	60	\$356

Step 3. Storage Base Option

1	base [A]	+\$0
3	base with fronts to floor [A]	+\$0
5	foot [A]	+\$0
9	c-foot [A]	+\$0

Shared Cubby

L2EY.



Tu® Wood Storage

Product Information

Description

This cubby has a laminate or veneer shell and septum, and has alternate-facing openings to provide storage to workers on both sides of the unit, either across from each other or side-by-side. Cubby is mounted using stanchions which are specified separately.

Notes

12½"-deep cubby used in a parallel application will attach to Layout Studio® beams. Single cubby requires 1 end stanchion kit (LSS.SE). Multiple cubbies will require the end stanchion kit, along with a shared stanchion (LSS.SM) wherever 2 cubbies meet.

12½"-deep cubby used in a perpendicular application will attach to the back edge of a work surface on one end of the cubby and rest on top of a 22"-high credenza on the other end of the cubby. Specify 1 credenza/work surface mounted stanchion kit (LSS.CD) for each cubby.

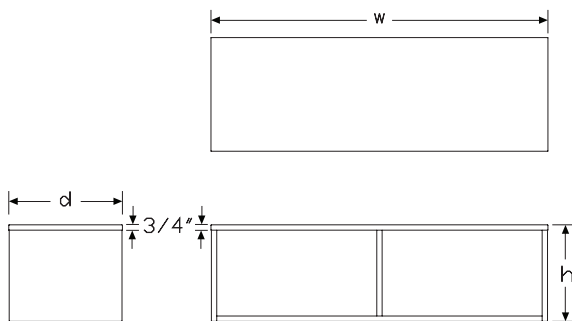
16"-deep cubby is 12" deep on half and 3" deep on the other half.

To attach to Layout Studio performance rail, order stanchion kits (L2SS.) separately.

For 16" deep cubby, 24"-wide and 30"-wide cubbies can only be used in a parallel application. 36"-72" wide cubbies can be used in either a parallel or perpendicular application.

To cover interior septum on 1 side of 16"D x 13½"H cubby (L2EY.x1613xx) with a painted insert, order insert (LLCM.Z13xxP) separately.

Dimensions



Specification Information

Step 1.

L2EY.

Step 2. Attachment

- B** parallel application, Layout Studio beam attachment
- S** perpendicular application, surface attachment
- R** Layout Studio performance rail attachment

Step 3. Depth

For parallel application, Layout Studio beam attachment (B) or perpendicular application, surface attachment (S)

12 12.5" deep

For Layout Studio performance rail attachment (R)

16 16" deep

Step 4. Height

For 12.5" deep (12)

09 9.75" high

13 13.75" high

For 16" deep (16)

13 13.75" high

Step 5. Width

For Layout Studio performance rail attachment (R)

24 24" wide

30 30" wide

36 36" wide

42 42" wide

48 48" wide

For perpendicular application, surface attachment (S)

48 48" wide

60 60" wide

For parallel application, Layout Studio beam attachment (B)

36 36" wide

42 42" wide

48 48" wide

60 60" wide

72 72" wide

Shared Cubby *continued*

Step 6. Position	
L	opening left
R	opening right

Step 7. Surface Material

For 24" wide (24), 36" wide (36), or 30" wide (30)	
L	laminate
V	veneer

For 48" wide (48) or 42" wide (42)	
L	laminate
V	veneer

For 60" wide (60)	
L	laminate
V	veneer

For 72" wide (72)	
L	laminate
V	veneer

Prices for Steps 1-7.

	0936LL	0936LV	0936RL	0936RV	0942LL	0942LV
L2EY. B 12	\$873	1728	873	1728	981	1931

	0942RL	0942RV	0960LL	0960LV	0960RL	0960RV
L2EY. B 12	\$981	1931	1163	2202	1163	2202
S 12	—	—	\$1163	2202	1163	2202

	0948LL	0948LV	0948RL	0948RV	0972LL	0972LV
L2EY. B 12	\$1028	1974	1028	1974	1299	2430
S 12	\$1038	1974	1038	1974	—	—

	0972RL	0972RV	1324LL	1324LV	1324RL	1324RV
L2EY. B 12	\$1299	2430	—	—	—	—
R 16	—	—	\$876	1723	867	1723

	1330LL	1330LV	1330RL	1330RV	1336LL	1336LV
L2EY. B 12	—	—	—	—	\$922	1773
R 16	\$985	1824	976	1824	1094	1925

	1336RL	1336RV	1342LL	1342LV	1342RL	1342RV
L2EY. B 12	\$922	1773	1031	1976	1031	1976
R 16	\$1094	1925	1204	2128	1204	2128

		1360LL	1360LV	1360RL	1360RV	1348LL	1348LV
L2EY. B 12	\$1212	2248	1212	2248	1077	2020	
S 12	\$1212	2248	1223	2248	1086	2020	
R 16	—	—	—	—	\$1313	2229	

		1348RL	1348RV	1372LL	1372LV	1372RL	1372RV
L2EY. B 12	\$1077	2020	1360	2476	1360	2476	
S 12	\$1086	2020	—	—	—	—	
R 16	\$1313	2229	—	—	—	—	

Step 8. Case Finish

For laminate (L)		
LBM	crisp linen	+\$0
LBN	classic linen	+\$0
LBP	casual linen	+\$0

For laminate (L)		
LBK	pewter mesh	+\$0
LBL	steel mesh	+\$0

For laminate (L)		
8Q	folkstone grey	+\$0
91	white	+\$0
98	studio white	+\$0
CL	cool grey neutral	+\$0
LU	soft white	+\$0
WL	sandstone	+\$0
WN	warm grey neutral	+\$0

For laminate (L)		
LBF	neutral twill	+\$0
LBG	sarum twill	+\$0
LBH	earthen twill	+\$0
LBJ	graphite twill	+\$0
LBQ	white twill	+\$0

Shared Cubby *continued*

Tu® Wood Storage

For laminate (L)

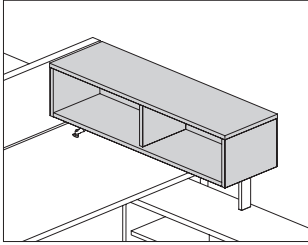
76	light brown walnut	+\$0
HM	natural maple	+\$0
HP	light anigre	+\$0
HX	aged cherry	+\$0
HY	walnut on cherry	+\$0
LBA	clear on ash	+\$0
LBR	phantom ecru	+\$0
LBS	phantom cocoa	+\$0
LBU	medium matte walnut	+\$0
LBV	warm grey teak	+\$0
LBB	oak on ash	+\$0
LBC	walnut on ash	+\$0
LBD	dark brown walnut	+\$0
LBE	medium red walnut	+\$0

For veneer (V)

2U	light brown walnut	+\$85
40	dark brown walnut	+\$85
ED	aged cherry	+\$85
EK	medium red walnut	+\$85
ET	clear on ash	+\$85
EU	oak on ash	+\$85
EV	walnut on ash	+\$85
EW	medium matte walnut	+\$85
UL	natural maple	+\$85
UX	walnut on cherry	+\$85

Individual Cubby

L2EC.



Product Information

Description

This all laminate or veneer cubby attaches to stanchions and provides open storage accessible from 1 side of the cubby. The inbound stanchion either sits on top of a work surface and attaches to the underside of the surface, or attaches to a Layout Studio® performance rail. The outbound stanchion rests on top of a 22"-high Tu® Wood credenza.

Notes

Surface-attached cubby cannot be used on a Layout Studio sliding surface.

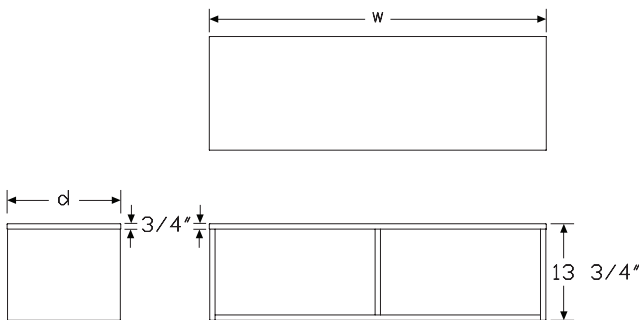
Order stanchion kit for surface attachment (LSS.) or Layout Studio performance rail attachment (L2SS.) separately.

Can be used only in perpendicular application.

Order optional accessories separately:

- Tackboard (LLCT.)
- Whiteboard (LLCW.)
- Magnet board (LLCM.)

Dimensions



Specification Information

Step 1.

L2EC.

Step 2. Attachment

R Layout Studio performance rail attachment
S surface attachment

Step 3. Height

09 9.75" high
13 13.75" high

Step 4. Width

For Layout Studio performance rail attachment (R)

36 36" wide
42 42" wide
48 48" wide

For surface attachment (S)

48 48" wide
60 60" wide

Step 5. Depth

12 12 1/2" deep

Step 6. Surface Material

For 36" wide (36)

L laminate
V veneer

For 48" wide (48) or 42" wide (42)

L laminate
V veneer

For 60" wide (60)

L laminate
V veneer

Prices for Steps 1-6.

			3612L	3612V	4212L	4212V	6012L	6012V
L2EC.	R	09	\$922	1773	976	1925	—	—
		13	\$976	1824	1031	1976	—	—
	S	09	—	—	—	—	\$1139	2179
		13	—	—	—	—	\$1193	2229

Individual Cubby *continued*

Tu® Wood Storage

		4812L	4812V
L2EC.	R 09	\$1031	1976
	13	\$1084	2027
	S 09	\$1031	1976
	13	\$1084	2027

Step 7. Case Finish

For laminate (L)

8Q	folkstone grey	+\$0
91	white	+\$0
98	studio white	+\$0
CL	cool grey neutral	+\$0
LU	soft white	+\$0
WL	sandstone	+\$0
WN	warm grey neutral	+\$0

For laminate (L)

LBM	crisp linen	+\$0
LBN	classic linen	+\$0
LBP	casual linen	+\$0

For laminate (L)

LBK	pewter mesh	+\$0
LBL	steel mesh	+\$0

For laminate (L)

LBF	neutral twill	+\$0
LBG	sarum twill	+\$0
LBH	earthen twill	+\$0
LBJ	graphite twill	+\$0
LBQ	white twill	+\$0

For laminate (L)

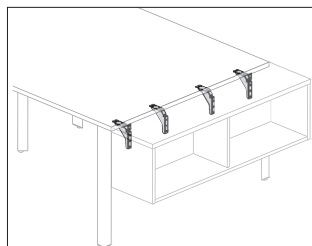
76	light brown walnut	+\$0
HM	natural maple	+\$0
HP	light anigre	+\$0
HX	aged cherry	+\$0
HY	walnut on cherry	+\$0
LBA	clear on ash	+\$0
LBR	phantom ecru	+\$0
LBS	phantom cocoa	+\$0
LBU	medium matte walnut	+\$0
LBV	warm grey teak	+\$0
LBB	oak on ash	+\$0
LBC	walnut on ash	+\$0
LBD	dark brown walnut	+\$0
LBE	medium red walnut	+\$0

For veneer (V)

2U	light brown walnut	+\$85
40	dark brown walnut	+\$85
ED	aged cherry	+\$85
EK	medium red walnut	+\$85
ET	clear on ash	+\$85
EU	oak on ash	+\$85
EV	walnut on ash	+\$85
EW	medium matte walnut	+\$85
UL	natural maple	+\$85
UX	walnut on cherry	+\$85

Suspended End Cubby Hardware Kit

LSH.



Product Information

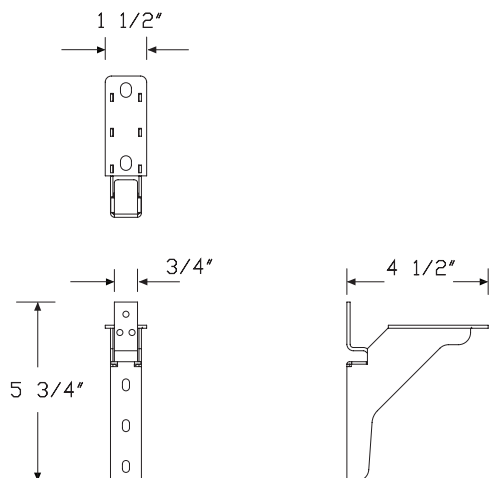
Description

This hardware kit attaches a suspended end cubby to the outside of a Layout Studio® double desk end leg.

Notes

Order suspended end cubby (L2ES.B) separately.

Dimensions



Specification Information

Step 1.

LSH. A

Step 2. Application

B suspended below surface A

Prices for Steps 1-2.

LSH. B \$363

Step 3. Finish

Metallic Paint

MS metallic silver A +\$0

Sand Texture Paint

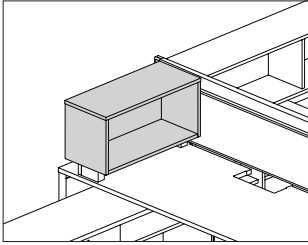
91 white A +\$0

BK black A +\$0

G1 graphite A +\$0

Smooth Paint

98 studio white A +\$0



Product Information

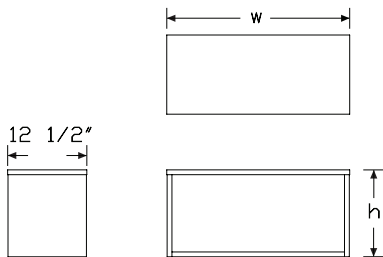
Description

This all laminate or veneer cubby attaches to stanchions, sits atop a work surface and provides open storage. The inbound stanchion attaches to the underside of the surface.

Notes

- Perpendicular application only.
 Order stanchion kit (LSS.WS) separately.
 Order optional accessories separately:
- Tackboard (LLCT.)
 - Whiteboard (LLCW.)
 - Magnet board (LLCM.)

Dimensions



Specification Information

Step 1.

L2WC. [A]

Step 2. Height

- 09** 9.75" high [A]
- 13** 13.75" high [A]

Step 3. Width

- 24** 24" wide [A]
- 30** 30" wide [A]

Step 4. Depth

- 12** 12.5" deep [A]

Step 5. Material

- L** laminate [A]
- V** veneer [A]

Prices for Steps 1-5.

	12L	12V
L2WC. 09 24	\$814	1672
30	\$867	1723
13 24	\$922	1773
30	\$976	1824

Step 6. Case Finish

For laminate (L)

- LBM** crisp linen [A] +\$0
- LBN** classic linen [A] +\$0
- LBP** casual linen [A] +\$0

For laminate (L)

- LBK** pewter mesh [A] +\$0
- LBL** steel mesh [A] +\$0

For laminate (L)

- 8Q** folkstone grey [A] +\$0
- 91** white [A] +\$0
- 98** studio white [A] +\$0
- CL** cool grey neutral [A] +\$0
- LU** soft white [A] +\$0
- WL** sandstone [A] +\$0
- WN** warm grey neutral [A] +\$0

Work Surface Cubby *continued*

For laminate (L)

LBF	neutral twill <input type="checkbox"/> A	+\$0
LBG	sarum twill <input type="checkbox"/> A	+\$0
LBH	earthen twill <input type="checkbox"/> A	+\$0
LBJ	graphite twill <input type="checkbox"/> A	+\$0
LBQ	white twill <input type="checkbox"/> A	+\$0

For laminate (L)

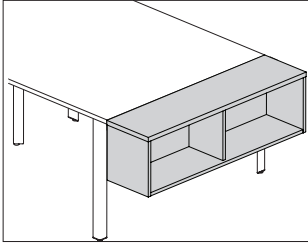
76	light brown walnut <input type="checkbox"/> A	+\$0
HM	natural maple <input type="checkbox"/> A	+\$0
HP	light anigre <input type="checkbox"/> A	+\$0
HX	aged cherry <input type="checkbox"/> A	+\$0
HY	walnut on cherry <input type="checkbox"/> A	+\$0
LBA	clear on ash <input type="checkbox"/> A	+\$0
LBR	phantom ecru <input type="checkbox"/> A	+\$0
LBS	phantom cocoa <input type="checkbox"/> A	+\$0
LBU	medium matte walnut <input type="checkbox"/> A	+\$0
LBV	warm grey teak <input type="checkbox"/> A	+\$0
LBB	oak on ash <input type="checkbox"/> A	+\$0
LBC	walnut on ash <input type="checkbox"/> A	+\$0
LBD	dark brown walnut <input type="checkbox"/> A	+\$0
LBE	medium red walnut <input type="checkbox"/> A	+\$0

For veneer (V)

2U	light brown walnut <input type="checkbox"/> A	+\$85
40	dark brown walnut <input type="checkbox"/> A	+\$85
ED	aged cherry <input type="checkbox"/> A	+\$85
EK	medium red walnut <input type="checkbox"/> A	+\$85
ET	clear on ash <input type="checkbox"/> A	+\$85
EU	oak on ash <input type="checkbox"/> A	+\$85
EV	walnut on ash <input type="checkbox"/> A	+\$85
EW	medium matte walnut <input type="checkbox"/> A	+\$85
UL	natural maple <input type="checkbox"/> A	+\$85
UX	walnut on cherry <input type="checkbox"/> A	+\$85

Suspended End Cubby

L2ES.



Tu® Wood Storage

Product Information

Description

This all laminate or veneer cubby attaches to the outside of a Layout Studio® double desk end leg and provides open storage. The top of the cubby aligns with the adjacent surface(s). Each cubby has a center divider.

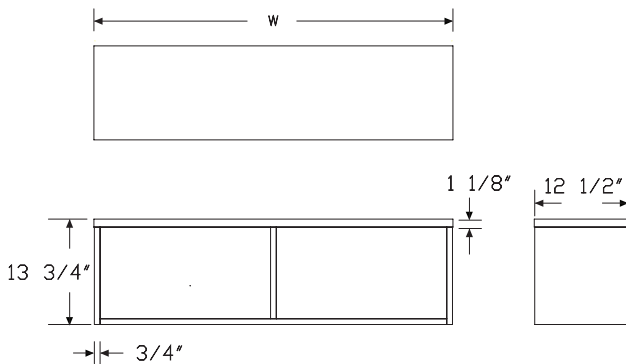
Notes

Specify cubby width to match depth of leg to which it will attach.

Order hardware kit (LSH.B) separately.

Grain direction is vertical on front and sides, and horizontal on top and back. Vertical grain direction on the top is available via Made-to-Measure or the Vary Easy Program.

Dimensions



Specification Information

Step 1.

L2ES.

Step 2. Application

B suspended below surface

Step 3. Height

13 13.75" high

Step 4. Width

48 48" wide

60 60" wide

Step 5. Depth

12 12.5" deep

Step 6. Surface Material

For 48" wide (48)

L laminate

V veneer

For 60" wide (60)

L laminate

V veneer

Prices for Steps 1-6.

		4812L	4812V	6012L	6012V
L2ES.	B 13	\$1094	2027	1204	2229

Step 7. Top Finish

Solid-Color Laminate

For laminate (L)

8Q	folkstone grey	+\$0
91	white	+\$0
98	studio white	+\$0
CL	cool grey neutral	+\$0
LU	soft white	+\$0
MT	medium tone	+\$0
WL	sandstone	+\$0
WN	warm grey neutral	+\$0

Suspended End Cubby *continued*

Linen Laminate

For laminate (L)

LBM	crisp linen	+\$0
LBN	classic linen	+\$0
LBP	casual linen	+\$0

Mesh Laminate

For laminate (L)

LBK	pewter mesh	+\$0
LBL	steel mesh	+\$0

Twill Laminate

For laminate (L)

LBF	neutral twill	+\$0
LBG	sarum twill	+\$0
LBH	earthen twill	+\$0
LBJ	graphite twill	+\$0
LBQ	white twill	+\$0

Wood-Grain Laminate

For laminate (L)

76	light brown walnut	+\$0
HM	natural maple	+\$0
HP	light anigre	+\$0
HX	aged cherry	+\$0
HY	walnut on cherry	+\$0
LBA	clear on ash	+\$0
LBR	phantom ecru	+\$0
LBS	phantom cocoa	+\$0
LBU	medium matte walnut	+\$0
LBV	warm grey teak	+\$0
LBB	oak on ash	+\$0
LBC	walnut on ash	+\$0
LBD	dark brown walnut	+\$0
LBE	medium red walnut	+\$0

For veneer (V)

2U	light brown walnut	+\$85
40	dark brown walnut	+\$85
ED	aged cherry	+\$85
EK	medium red walnut	+\$85
ET	clear on ash	+\$85
EU	oak on ash	+\$85
EV	walnut on ash	+\$85
EW	medium matte walnut	+\$85
UL	natural maple	+\$85
UX	walnut on cherry	+\$85

Step 8. Case Finish

Solid-Color Laminate

For laminate (L)

8Q	folkstone grey	+\$0
91	white	+\$0
98	studio white	+\$0
CL	cool grey neutral	+\$0
LU	soft white	+\$0
MT	medium tone	+\$0
WL	sandstone	+\$0
WN	warm grey neutral	+\$0

Low Sheen Finishes

For laminate (L)

LBM	crisp linen	+\$0
LBN	classic linen	+\$0
LBP	casual linen	+\$0

Mesh Laminate

For laminate (L)

LBK	pewter mesh	+\$0
LBL	steel mesh	+\$0

Twill Laminate

For laminate (L)

LBF	neutral twill	+\$0
LBG	sarum twill	+\$0
LBH	earthen twill	+\$0
LBJ	graphite twill	+\$0
LBQ	white twill	+\$0

Suspended End Cubby *continued*

Tu® Wood Storage

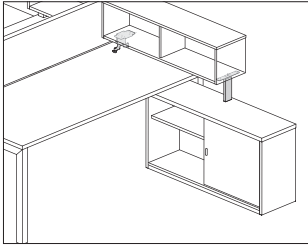
Wood-Grain Laminate

For laminate (L)

76	light brown walnut	+\$0
HM	natural maple	+\$0
HP	light anigre	+\$0
HX	aged cherry	+\$0
HY	walnut on cherry	+\$0
LBA	clear on ash	+\$0
LBR	phantom ecru	+\$0
LBS	phantom cocoa	+\$0
LBU	medium matte walnut	+\$0
LBV	warm grey teak	+\$0
LBB	oak on ash	+\$0
LBC	walnut on ash	+\$0
LBD	dark brown walnut	+\$0
LBE	medium red walnut	+\$0

For veneer (V)

2U	light brown walnut	+\$85
40	dark brown walnut	+\$85
ED	aged cherry	+\$85
EK	medium red walnut	+\$85
ET	clear on ash	+\$85
EU	oak on ash	+\$85
EV	walnut on ash	+\$85
EW	medium matte walnut	+\$85
UL	natural maple	+\$85
UX	walnut on cherry	+\$85



Product Information

Description

These stanchions elevate and support the shared cubby and individual cubby when attaching to a Layout Studio® performance rail. The center application kit has 1 stanchion, and the perpendicular application kit has 2 stanchions. Attachment hardware included.

Notes

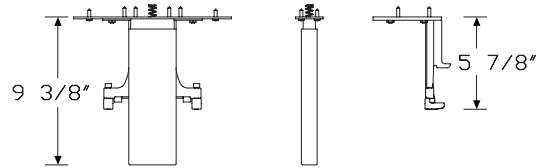
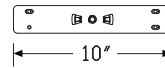
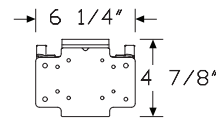
Specify cubby (L2EY., L2EC.) separately.

The center application, rail-attached end stanchion (CE) supports 1 end of a single cubby.

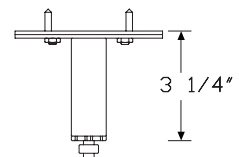
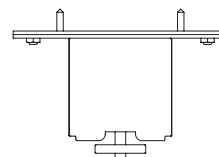
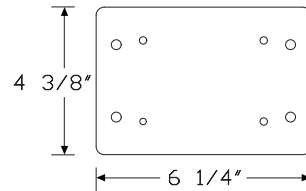
The center application, rail-attached shared stanchion (CS) supports the end of 2 cubbies that are placed side-by-side.

The perpendicular application, rail and credenza supported stanchion kit (PRC) supports both ends of a cubby when placed perpendicular to a bench.

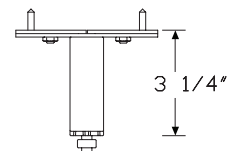
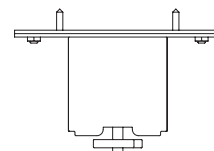
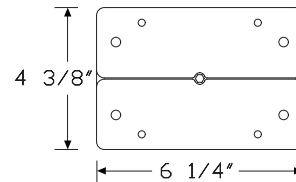
Dimensions



Perpendicular Rail and Credenza Support



End Center Rail



Shared Center Rail

Stanchion Kit, Performance Rail

continued

Tu® Wood Storage

Specification Information

Step 1.

L2SS.

Step 2. Application

- CE** center application, rail-attached, end
- CS** center application, rail-attached, shared
- PRC** perpendicular application, rail and credenza supported

Prices for Steps 1-2.

L2SS. CE	\$213
CS	\$217
PRC	\$558

Step 3. Finish

Metallic Paint

MS metallic silver	+\$0
---------------------------	------

Sand Texture Paint

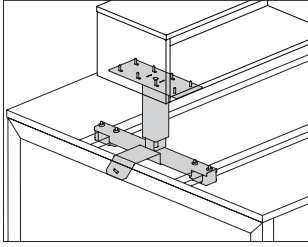
91 white	+\$0
BK black	+\$0
G1 graphite	+\$0

Smooth Paint

98 studio white	+\$0
------------------------	------

Stanchion Kit

LSS.



Product Information

Description

These stanchions elevate and support the laminate work surface cubby, individual cubby, and shared cubby. The shared mount kit has 1 shared stanchion, and the other kits have 2 stanchions. Attachment hardware included.

Notes

Specify cubby separately.

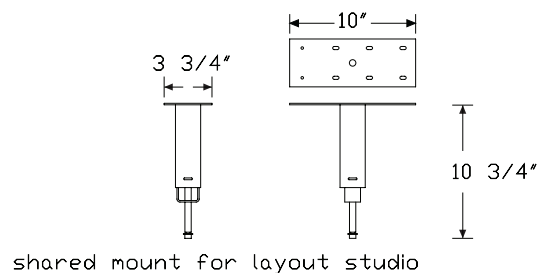
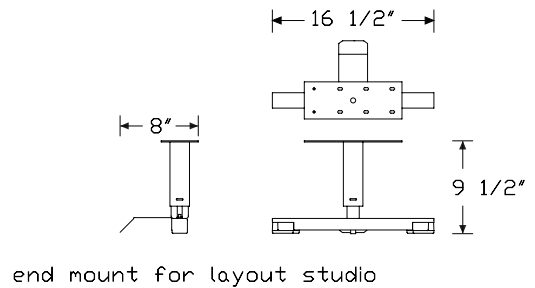
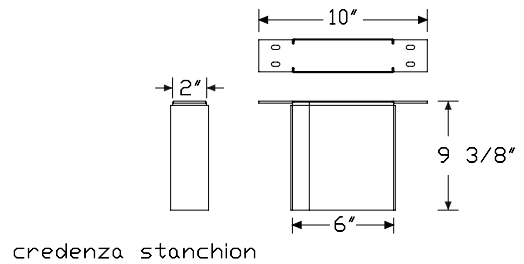
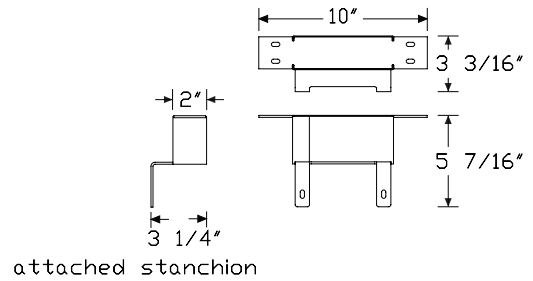
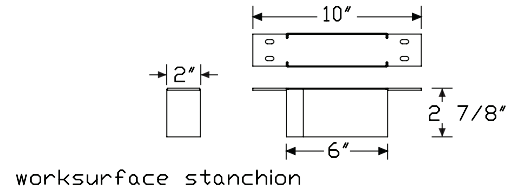
For use with laminate work surface cubby (L2WC.), specify work surface mounted stanchion (LSS.WS).

For use with individual cubby (L2EC.), specify credenza/work surface mounted stanchion (LSS.CD). The tall outbound stanchion has 1" of adjustability.

The inbound stanchion included in each kit attaches to the underside of the work surface.

For use in Layout Studio® applications, specify end mount kit (LSS.SE) and the correct number of shared mount kits (LSS.SM) for the number of cubbies to be used.

Dimensions



Stanchion Kit *continued*

Tu® Wood Storage

Specification Information

Step 1.

LSS.

Step 2. Width

- SM** shared mount for layout studio
- WS** work surface mounted
- CD** credenza/work surface mounted
- SE** end mount for layout studio

Prices for Steps 1-2.

LSS.	SM	\$314
	WS	\$353
	CD	\$423
	SE	\$715

Step 3. Finish

Metallic Paint

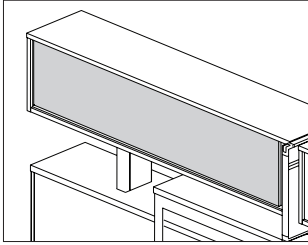
MS	metallic silver	+\$0
-----------	-----------------	------

Sand Texture Paint

91	white	+\$0
BK	black	+\$0
G1	graphite	+\$0

Cubby Tackboard

LLCT.



Product Information

Description

This tackboard attaches to the back side of a work surface cubby, extended cubby or shared cubby to provide a tackable surface. Attachment hardware included.

Notes

Specify tackboard width to match cubby width. Shared cubby tackboard is for 1 half of cubby.

All fabric is railroaded.

Tackboard accepts Customer's Own Material (COM). Yardage is estimated for nondirectional 54"-wide fabrics.

Width—Yardage

For work surface cubby (W):

24—0.90

30—1.10

For extended cubby (E):

48—1.63

60—2.00

For shared cubby (S):

16—0.75

19—0.85

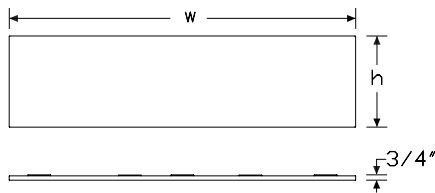
22—0.95

28—1.14

34—1.32

For information on multiple quantities or directional fabrics, contact COM Department. See Order Information in Appendices.

Dimensions



Specification Information

Step 1.

LLCT.

Step 2. Configuration

S shared cubby

W work surface cubby

E extended cubby

Step 3. Height

09 9.75" high

13 13.75" high

Step 4. Width

For work surface cubby (W)

24 24" wide

30 30" wide

For extended cubby (E)

48 48" wide

60 60" wide

For shared cubby (S)

16 36" wide

19 42" wide

22 48" wide

28 60" wide

34 72" wide

Prices for Steps 1-4.

		16	24	48	19	30	60
LLCT.	S 09	\$142	—	—	146	—	—
	13	\$153	—	—	156	—	—
	W 09	—	\$148	—	—	175	—
	13	—	\$159	—	—	186	—
	E 09	—	—	\$186	—	—	351
	13	—	—	\$208	—	—	372
					22	28	34
LLCT.	S 09				\$148	164	180
	13				\$159	175	192

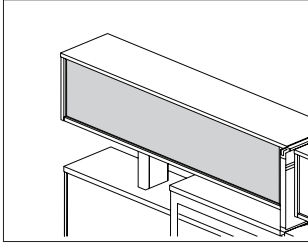
Cubby Tackboard *continued*

Tu® Wood Storage

Step 5. Finish			
	S	W	E
Price Category F	+\$0	0	0
Price Category C	+\$0	0	0
Price Category 1	+\$0	0	0
Price Category 2	+\$11	11	21
Price Category 3	+\$27	27	49
Price Category 4	+\$48	48	86
Price Category 5	+\$80	80	144

Cubby Whiteboard

LLCW.



Product Information

Description

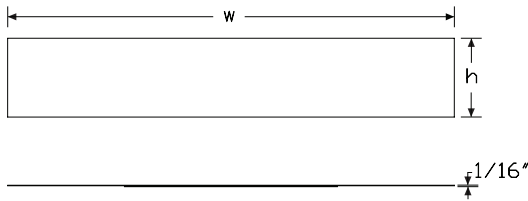
This marker board attaches to the back side of a work surface cubby, extended cubby or shared cubby to provide a writing surface for dry-erase markers. Attachment hardware included.

Notes

Specify marker board width to match width of cubby. Marker board for shared cubby will cover 1 half width of the cubby.

Dry-erase markers not included.

Dimensions



Specification Information

Step 1.

LLCW.

Step 2. Configuration

W work surface cubby
E extended cubby
S shared cubby

Step 3. Height

09 9.75" high
13 13.75" high

Step 4. Width

For work surface cubby (W)

24 24" wide
30 30" wide

For extended cubby (E)

48 48" wide
60 60" wide

For shared cubby (S)

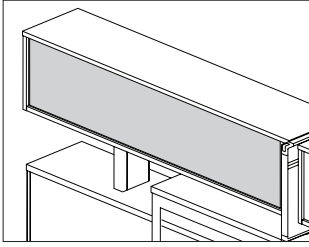
16 36" wide
19 42" wide
22 48" wide
28 60" wide
34 72" wide

Prices for Steps 1-4.

		16	24	48	19	30	60
LLCW. W	09	—	\$126	—	—	142	—
	13	—	\$137	—	—	153	—
E	09	—	—	\$262	—	—	296
	13	—	—	\$274	—	—	306
S	09	\$121	—	—	124	—	—
	13	\$132	—	—	135	—	—
					22	28	34
LLCW. S	09				\$126	132	148
	13				\$137	148	159

Cubby Magnet Board

LLCM.



Tu® Wood Storage

Product Information

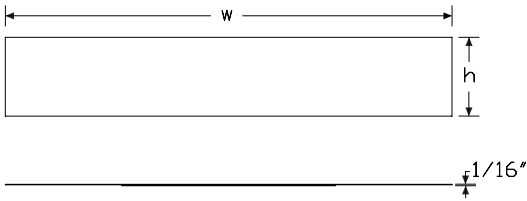
Description

This magnet board attaches to the back side of a work surface cubby, extended cubby or shared cubby to provide a place to hang paper by magnets. Attachment hardware included.

Notes

Specify magnet board width to match width of cubby. Shared cubby magnet board covers 1 half of cubby.
Magnets not included.

Dimensions



Specification Information

Step 1.

LLCM.

Step 2. Configuration

W work surface cubby
E extended cubby
S shared cubby

Step 3. Height

09 9.75" high
13 13.75" high

Step 4. Width

For work surface cubby (W)

24 24" wide
30 30" wide

For extended cubby (E)

48 48" wide
60 60" wide

For shared cubby (S)

16 36" wide
19 42" wide
22 48" wide
28 60" wide
34 72" wide

Prices for Steps 1-4.

		16	24	48	19	30	60
LLCM. W	09	—	\$123	—	—	139	—
	13	—	\$133	—	—	149	—
E	09	—	—	\$255	—	—	288
	13	—	—	\$267	—	—	298
S	09	\$118	—	—	121	—	—
	13	\$128	—	—	131	—	—
					22	28	34
LLCM. S	09				\$123	128	144
	13				\$133	144	154

Cubby Magnet Board *continued*

Step 5. Finish

Sand Texture Paint

91	white	+\$0
BK	black	+\$0
G1	graphite	+\$0
79	green apple	+\$30
MY3	yellow oxide	+\$30
RO	red	+\$30
TRQ	turquoise	+\$30

Smooth Paint

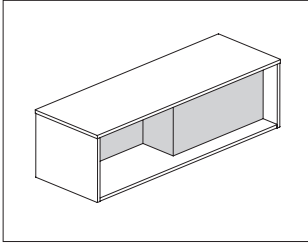
98	studio white	+\$0
-----------	--------------	------

Metallic Paint

MS	metallic silver	+\$0
-----------	-----------------	------

Shared Cubby Insert

LLCM.



Tu® Wood Storage

Product Information

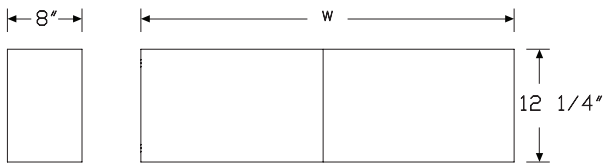
Description

This painted metal insert is placed inside a 16"-deep shared cubby to completely cover the laminate septum on 1 side of the cubby. Attachment hardware included.

Notes

To cover both sides of a shared cubby septum, specify 2 inserts.
Paint finish is smooth.

Dimensions



Specification Information

Step 1.

LLCM. A

Step 2. Type

Z 16" deep shared cubby insert A

Step 3. Height

13 13.75" high A

Step 4. Width

24 24" wide A

30 30" wide A

36 36" wide A

42 42" wide A

48 48" wide A

Step 5. Surface Material

P painted metal A

Prices for Steps 1-5.

		24P	30P	36P	42P	48P
LLCM. Z 13		\$255	272	288	303	319

Step 6. Finish

Metallic Paint

CN metallic champagne A +\$0

MS metallic silver A +\$0

Sand Texture Paint

BK black A +\$0

Smooth Paint

8Q folkstone grey A +\$0

91 white A +\$0

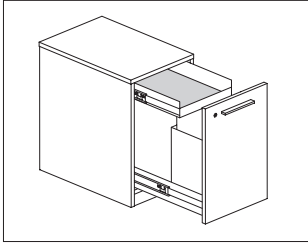
98 studio white A +\$0

G1 graphite A +\$0

WL sandstone A +\$0

Personal Tower - Mini Storage/
Bag Drawer Liner

L2LN.



Product Information

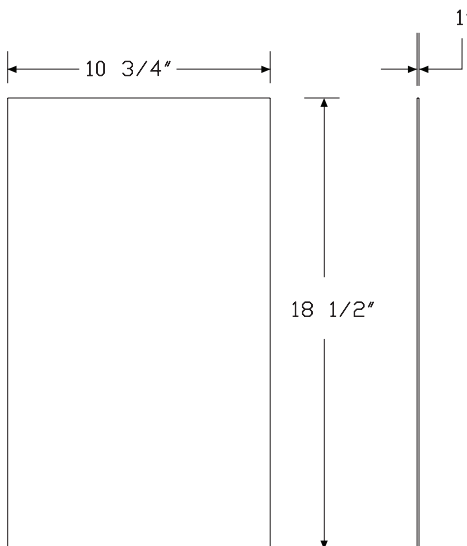
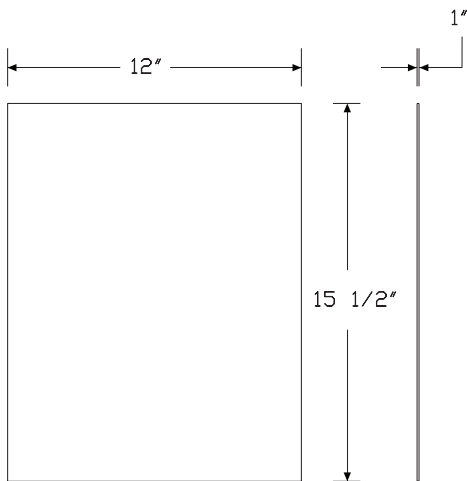
Description

This liner fits in the top or bottom drawer of the laminate personal tower-mini storage/bag. It is user movable without tools. Top material is polyester felt.

Notes

Order personal tower-mini storage/bag (L2PN.) separately.

Dimensions



Specification Information

Step 1.

L2LN.DL A

Step 2. Size

A top drawer A

B bottom drawer A

Prices for Steps 1-2.

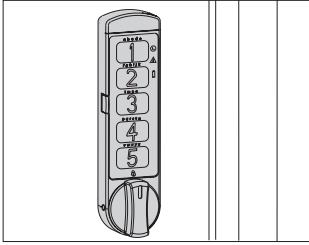
L2LN.DL	A	\$121
	B	\$129

Step 3. Finish

1HS05 hush charcoal A + \$0

Keyless Lock

- MKL-H
- MKL-V
- MKS-H
- MKS-V



Product Information

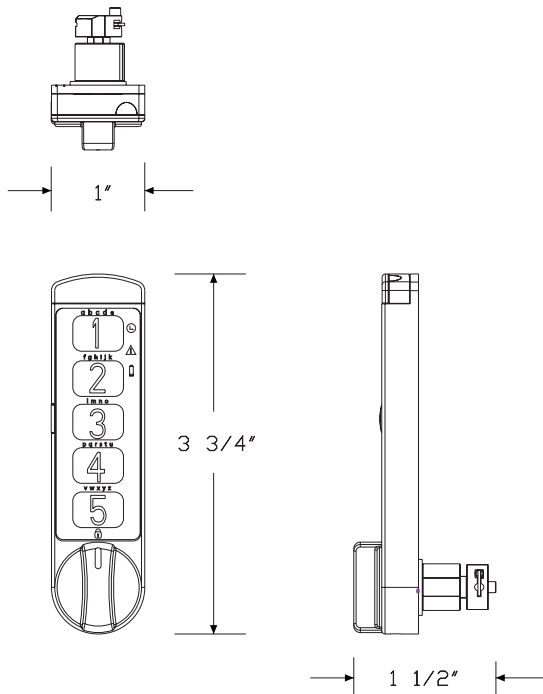
Description

This keyless lock replaces an existing cam lock and is available in 2 mode options. Locker mode allows for a temporary code to be entered for each use, and station mode allows for repeated use with the same code. Multiple orientation options allow the keyless lock to be used with a variety of products.

Notes

Replacement battery is a 3-volt lithium CR2032 battery.
 Actual lock dimensions are 3.86"W x 1.00"H x 0.39"D.
 Meridian® standard pull 2600 series, the Tu® metal pedestal, and some Tu metal lateral files will not accommodate the width of the keyless lock.
 Order the following products separately:
 • Control key fob (MKL-CKF)
 • User key fob (MKL-UKF)
 This keyless lock can be found under the Meridian® product line code of MS.

Dimensions



Specification Information

Step 1.

MK A

Step 2. Mode

- L- locker mode A
- S- station mode A

Step 3. Orientation

- HL horizontal, keypad facing left A
- HR horizontal, keypad facing right A
- VU vertical, keypad facing up A
- VD vertical, keypad facing down A

Prices for Steps 1-3.

MKL-HL	\$212
MKL-HR	\$212
MKL-VU	\$212
MKL-VD	\$212
MKS-HL	\$212
MKS-HR	\$212
MKS-VU	\$212
MKS-VD	\$212

Step 4. Finish

OI silver <input type="checkbox"/> A	+\$0
BK black <input type="checkbox"/> A	+\$0

Keyless Lock, Control Key Fob

MKL-C



Product Information

Description

This key fob opens the keyless lock without using the numeric keypad.

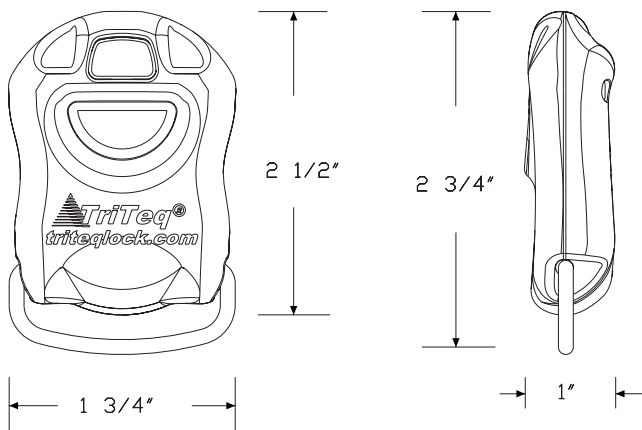
Notes

Order the following products separately:

- Keyless lock (MK)
- User key fob (MKL-UKF)

This keyless lock, control key fob can be found under the Meridian® product line code of MS.

Dimensions



Specification Information

Step 1.

MKL-CKF A

\$182

Keyless Lock, User Key Fob

MKL-U



Product Information

Description
This key fob opens the keyless lock without using the numeric keypad.

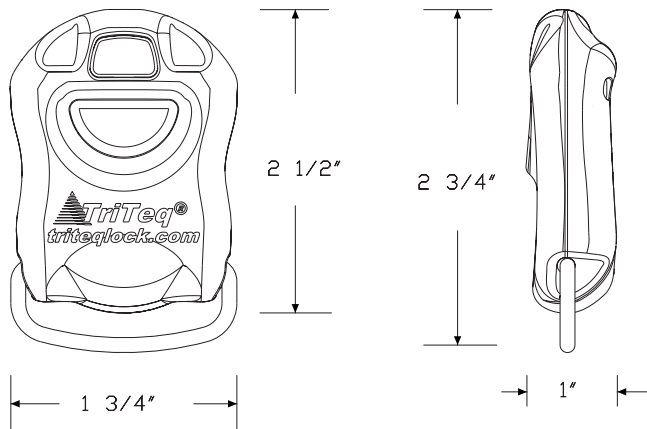
Notes

Order the following products separately:

- Keyless lock (MK)
- Control key fob (MKL-CKF)

This keyless lock, user key fob can be found under the Meridian® product line code of MS.

Dimensions

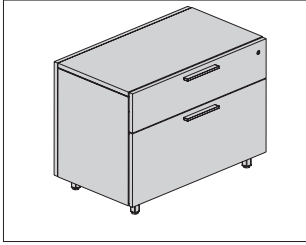


Specification Information

Step 1.
MKL-UKF A \$182

Tu® Keyless Locks

Credenza with 2" Base, Individual L2CF.
Box/File



Product Information

Description

This individual credenza provides drawer storage on 1 side with a box drawer and file drawer. It can be used freestanding or with a structural support bracket to support the chase. Credenza is available with laminate or veneer case and laminate or veneer drawer fronts. It has a recessed 2"-high base, base with fronts to floor, or 2"-high feet with 1" leveling glides. False back panel is optional.

Notes

Counterweight is required and is specified with each individual storage unit.

Box and file drawers have full-extension slides. File drawers accommodate side-to-side letter filing. For front-to-back filing of letter- or legal-size hanging files, order optional file converter (L29P.15) separately. Specify 2 file converters per drawer.

Actual credenza depth is 16 1/2"; actual width is 29 7/8"; actual height is 22".

Order optional accessories separately:

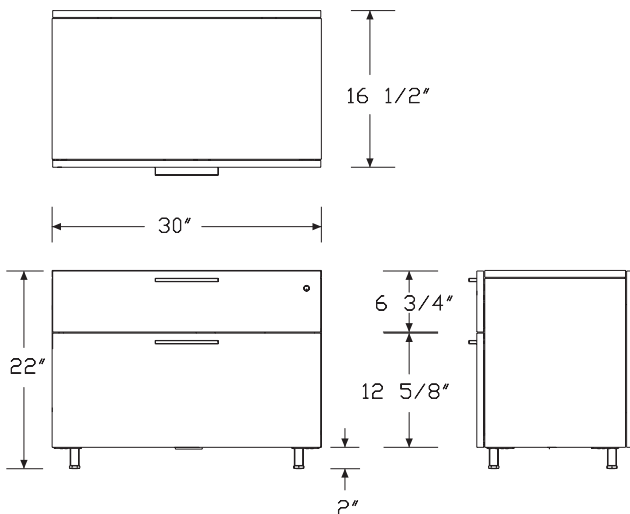
- Structural support, low storage to chase (FG292.1B)

Grain direction is vertical on fronts, sides, and back/false back panel.

For keyed-alike locks, order lock plugs separately. See keyed-alike information in appendices.

See planning guide for additional configuration information and dimensions.

Dimensions



Specification Information

Step 1.

L2CF.21 [A]

Step 2. Width

30 30" wide [A] +\$1718

Step 3. Depth

16 16.5" deep [A] +\$0

Step 4. Base/Foot Height

1 base +\$21
3 base with fronts to floor [A] +\$41
5 tube foot [A] +\$102
9 c-foot +\$132

Step 5. Configuration

BF box/file - 30" wide module [A] +\$0

Step 6. Case Material

L laminate case material [A] +\$0
V veneer case material [A] +\$1622

Step 7. Front Material

L laminate front material [A] +\$0
V veneer front material [A] +\$325

Step 8. Pull Type

A arc pull +\$0
K bar pull +\$0
U flush pull +\$0

Step 9. False Back Panel

N no back panel [A] +\$0
B back panel, matches finish of drawer fronts [A] +\$168

Credenza with 2" Base, Individual Box/File *continued*

Tu® Wood for Vista™

Step 10. Case Finish

For laminate case material (L)

76	light brown walnut <input type="checkbox"/> <input type="checkbox"/>	+\$0
8Q	folkstone grey <input type="checkbox"/>	+\$0
91	white <input type="checkbox"/>	+\$0
98	studio white <input type="checkbox"/>	+\$0
CL	cool grey neutral <input type="checkbox"/>	+\$0
G1	graphite <input type="checkbox"/>	+\$0
HM	natural maple <input type="checkbox"/>	+\$0
HP	light anigre <input type="checkbox"/>	+\$0
HX	aged cherry <input type="checkbox"/>	+\$0
HY	walnut on cherry <input type="checkbox"/>	+\$0
LA	light ash <input type="checkbox"/>	+\$0
LBA	clear on ash <input type="checkbox"/>	+\$0
LBB	oak on ash <input type="checkbox"/>	+\$0
LBC	walnut on ash <input type="checkbox"/>	+\$0
LBD	dark brown walnut <input type="checkbox"/>	+\$0
LBE	medium red walnut <input type="checkbox"/>	+\$0
LBF	neutral twill <input type="checkbox"/>	+\$0
LBG	sarum twill <input type="checkbox"/>	+\$0
LBH	earthen twill <input type="checkbox"/>	+\$0
LBJ	graphite twill <input type="checkbox"/>	+\$0
LBK	pewter mesh <input type="checkbox"/>	+\$0
LBL	steel mesh <input type="checkbox"/>	+\$0
LBM	crisp linen <input type="checkbox"/>	+\$0
LBN	classic linen <input type="checkbox"/>	+\$0
LBP	casual linen <input type="checkbox"/>	+\$0
LBQ	white twill <input type="checkbox"/>	+\$0
LBR	phantom ecru <input type="checkbox"/>	+\$0
LBS	phantom cocoa <input type="checkbox"/>	+\$0
LBU	medium matte walnut <input type="checkbox"/>	+\$0
LBV	warm grey teak <input type="checkbox"/>	+\$0
LU	soft white <input type="checkbox"/>	+\$0
WL	sandstone <input type="checkbox"/>	+\$0
WN	warm grey neutral <input type="checkbox"/>	+\$0

For veneer case material (V)

2U	light brown walnut <input type="checkbox"/>	+\$0
40	dark brown walnut <input type="checkbox"/>	+\$0
ED	aged cherry <input type="checkbox"/>	+\$0
EK	medium red walnut <input type="checkbox"/>	+\$0
EW	medium matte walnut <input type="checkbox"/>	+\$0
ET	clear on ash <input type="checkbox"/>	+\$0
EU	oak on ash <input type="checkbox"/>	+\$0
EV	walnut on ash <input type="checkbox"/>	+\$0
UL	natural maple <input type="checkbox"/>	+\$0
UX	walnut on cherry <input type="checkbox"/>	+\$0

Credenza with 2" Base, Individual
Box/File *continued*

Step 11. Front Finish

For laminate front material (L)

76	light brown walnut <input type="checkbox"/>	+\$0
8Q	folkstone grey <input type="checkbox"/>	+\$0
91	white <input type="checkbox"/>	+\$0
98	studio white <input type="checkbox"/>	+\$0
CL	cool grey neutral <input type="checkbox"/>	+\$0
G1	graphite <input type="checkbox"/>	+\$0
HM	natural maple <input type="checkbox"/>	+\$0
HP	light anigre <input type="checkbox"/>	+\$0
HX	aged cherry <input type="checkbox"/>	+\$0
HY	walnut on cherry <input type="checkbox"/>	+\$0
LA	light ash <input type="checkbox"/>	+\$0
LBA	clear on ash <input type="checkbox"/>	+\$0
LBB	oak on ash <input type="checkbox"/>	+\$0
LBC	walnut on ash <input type="checkbox"/>	+\$0
LBD	dark brown walnut <input type="checkbox"/>	+\$0
LBE	medium red walnut <input type="checkbox"/>	+\$0
LBF	neutral twill <input type="checkbox"/>	+\$0
LBG	sarum twill <input type="checkbox"/>	+\$0
LBH	earthen twill <input type="checkbox"/>	+\$0
LBJ	graphite twill <input type="checkbox"/>	+\$0
LBK	pewter mesh <input type="checkbox"/>	+\$0
LBL	steel mesh <input type="checkbox"/>	+\$0
LBM	crisp linen <input type="checkbox"/>	+\$0
LBN	classic linen <input type="checkbox"/>	+\$0
LBP	casual linen <input type="checkbox"/>	+\$0
LBQ	white twill <input type="checkbox"/>	+\$0
LBR	phantom ecru <input type="checkbox"/>	+\$0
LBS	phantom cocoa <input type="checkbox"/>	+\$0
LBU	medium matte walnut <input type="checkbox"/>	+\$0
LBV	warm grey teak <input type="checkbox"/>	+\$0
LU	soft white <input type="checkbox"/>	+\$0
WL	sandstone <input type="checkbox"/>	+\$0
WN	warm grey neutral <input type="checkbox"/>	+\$0

For veneer front material (V)

2U	light brown walnut <input type="checkbox"/>	+\$0
40	dark brown walnut <input type="checkbox"/>	+\$0
ED	aged cherry <input type="checkbox"/>	+\$0
EK	medium red walnut <input type="checkbox"/>	+\$0
EW	medium matte walnut <input type="checkbox"/>	+\$0
ET	clear on ash <input type="checkbox"/>	+\$0
EU	oak on ash <input type="checkbox"/>	+\$0
EV	walnut on ash <input type="checkbox"/>	+\$0
UL	natural maple <input type="checkbox"/>	+\$0
UX	walnut on cherry <input type="checkbox"/>	+\$0

Step 12. Pull Finish

For arc pull (A)

NH	brushed nickel	+\$0
NK	black nickel	+\$0

Smooth Paint

For bar pull (K) or flush pull (U)

8Q	folkstone grey <input type="checkbox"/>	+\$0
91	white <input type="checkbox"/>	+\$0
98	studio white <input type="checkbox"/>	+\$0
G1	graphite <input type="checkbox"/>	+\$0
WL	sandstone <input type="checkbox"/>	+\$0

Metallic Paint

For bar pull (K) or flush pull (U)

CN	metallic champagne <input type="checkbox"/>	+\$0
MS	metallic silver <input type="checkbox"/>	+\$0

Sand Texture Paint

For bar pull (K) or flush pull (U)

79	green apple <input type="checkbox"/>	+\$15
BK	black <input type="checkbox"/>	+\$15
MY3	yellow oxide <input type="checkbox"/>	+\$15
RO	red <input type="checkbox"/>	+\$15
TRQ	turquoise <input type="checkbox"/>	+\$15

Credenza with 2" Base, Individual Box/File *continued*

Tu® Wood for Vista™

Step 13. Foot Finish
For tube foot (5) or c-foot (9)

Smooth Paint

8Q	folkstone grey <input type="checkbox"/> <input type="checkbox"/>	+\$0
91	white <input type="checkbox"/>	+\$0
98	studio white <input type="checkbox"/>	+\$0
CL	cool grey neutral <input type="checkbox"/>	+\$0
WL	sandstone <input type="checkbox"/>	+\$0
WN	warm grey neutral <input type="checkbox"/>	+\$0

Metallic Paint

CN	metallic champagne <input type="checkbox"/>	+\$0
EH	metallic bronze <input type="checkbox"/>	+\$0
MS	metallic silver <input type="checkbox"/>	+\$0

Sand Texture Paint

BK	black <input type="checkbox"/>	+\$0
G1	graphite <input type="checkbox"/>	+\$0

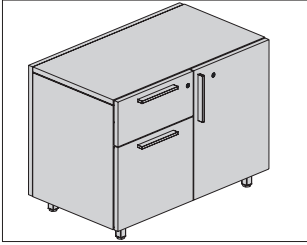
Step 14. Counterweight

CB	counterweight <input type="checkbox"/>	+\$0
-----------	--	------

Step 15. Lock Option

KA	keyed alike	-\$10
KC	keyed differently, chrome	+\$0
KD	keyed differently, black	+\$0

Credenza with 2" Base, Individual L2CF.
Box/File + Door



Product Information

Description

This individual credenza provides 6 configurations of 15", 18"- and 30"-wide box drawer, file drawer, and cabinet modules on 1 side of the unit. It can be used freestanding or with a structural support bracket to support the chase. Credenza is available with laminate or veneer case and laminate or veneer fronts. It has a recessed 2"-high base, base with fronts to floor, or 2"-high feet with 1" leveling glides. False back panel is optional.

Notes

Counterweight is required and is specified with each individual storage unit.

Box and file drawers have full-extension slides. File drawers 15" wide accommodate front-to-back filing. File drawers 30" wide accommodate side-to-side letter filing. For front-to-back filing of letter- or legal-size hanging files, order optional file converter (L29P.15) separately. Specify 2 file converters per drawer.

Actual credenza depth is 16 1/2"; actual height is 22".

Actual credenza widths are:

Nominal—Actual

30" — 29 5/8"

45" — 44 3/4"

48" — 47 3/4"

Order optional accessories separately:

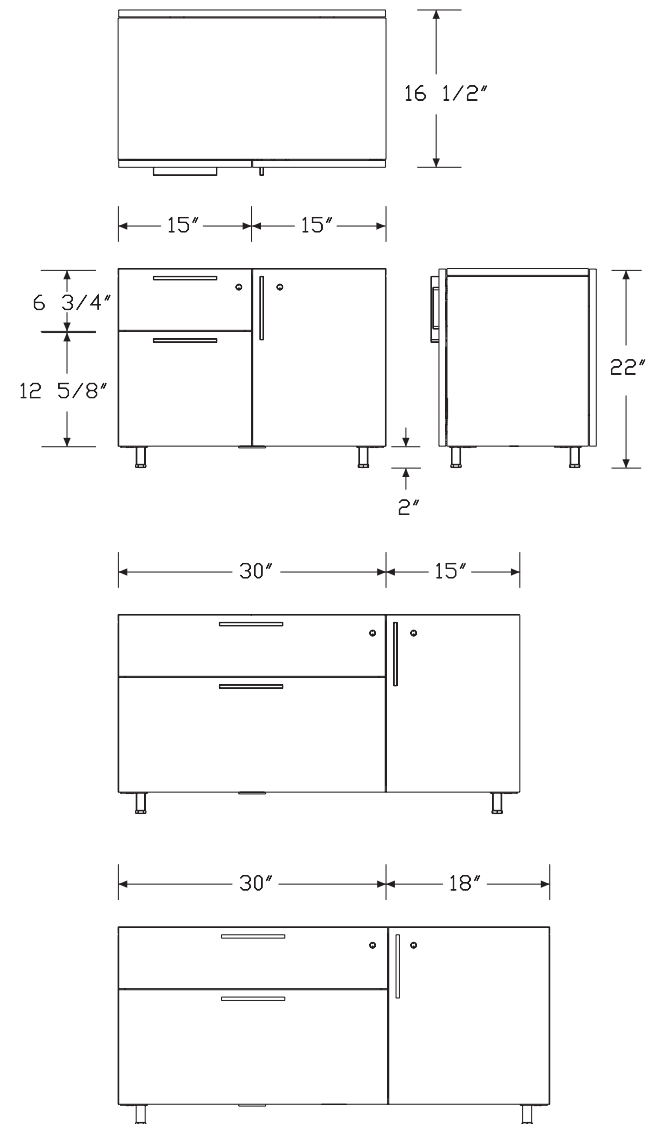
- Structural support, low storage to chase (FG292.1B)

Grain direction is vertical on fronts, sides, and back/false back panel.

For keyed-alike locks, order lock plugs separately. See keyed-alike information in appendices.

See planning guide for additional configuration information and dimensions.

Dimensions



Tu® Wood for Vista™

Credenza with 2" Base, Individual Box/File + Door *continued*

Tu® Wood for Vista™

Specification Information

Step 1.

L2CF.22

Step 2. Width

30	30" wide <input type="checkbox"/>	+\$1825
45	45" wide <input type="checkbox"/>	+\$2149
48	48" wide <input type="checkbox"/>	+\$2174

Step 3. Depth

16 16.5" deep +\$0

Step 4. Base/Foot Height

1	base <input type="checkbox"/>	+\$21
3	base with fronts to floor <input type="checkbox"/>	+\$41
5	tube foot <input type="checkbox"/>	+\$102
9	c-foot <input type="checkbox"/>	+\$132

Step 5. Configuration

For 30" wide (30)

B1	box/file, door - 15" wide modules <input type="checkbox"/>	+\$0
D1	door, box/file - 15" wide modules <input type="checkbox"/>	+\$0

For 45" wide (45)

B2	box/file - 30" wide module, door - 15" wide module <input type="checkbox"/>	+\$0
D2	door - 15" wide module, box/file - 30" wide module <input type="checkbox"/>	+\$0

For 48" wide (48)

B3	box/file - 30" wide module, door - 18" wide module <input type="checkbox"/>	+\$0
D3	door - 18" wide module, box/file - 30" wide module <input type="checkbox"/>	+\$0

Step 6. Case Material

L	laminate case material <input type="checkbox"/>	+\$0
V	vener case material <input type="checkbox"/>	+\$2255

Step 7. Front Material

L	laminate front material <input type="checkbox"/>	+\$0
V	vener front material <input type="checkbox"/>	+\$426

Step 8. Pull Type

A	arc pull	+\$0
K	bar pull	+\$0
U	flush pull	+\$0

Step 9. False Back Panel

N	no back panel <input type="checkbox"/>	+\$0
B	back panel, matches finish of the front panels and drawer fronts <input type="checkbox"/>	+\$168

Step 10. Case Finish

For laminate case material (L)

76	light brown walnut <input type="checkbox"/>	+\$0
8Q	folkstone grey <input type="checkbox"/>	+\$0
91	white <input type="checkbox"/>	+\$0
98	studio white <input type="checkbox"/>	+\$0
CL	cool grey neutral <input type="checkbox"/>	+\$0
G1	graphite <input type="checkbox"/>	+\$0
HM	natural maple <input type="checkbox"/>	+\$0
HP	light anigre <input type="checkbox"/>	+\$0
HX	aged cherry <input type="checkbox"/>	+\$0
HY	walnut on cherry <input type="checkbox"/>	+\$0
LA	light ash <input type="checkbox"/>	+\$0
LBA	clear on ash <input type="checkbox"/>	+\$0
LBB	oak on ash <input type="checkbox"/>	+\$0
LBC	walnut on ash <input type="checkbox"/>	+\$0
LBD	dark brown walnut <input type="checkbox"/>	+\$0
LBE	medium red walnut <input type="checkbox"/>	+\$0
LBF	neutral twill <input type="checkbox"/>	+\$0
LBG	sarum twill <input type="checkbox"/>	+\$0
LBH	earthen twill <input type="checkbox"/>	+\$0
LBJ	graphite twill <input type="checkbox"/>	+\$0
LBK	pewter mesh <input type="checkbox"/>	+\$0
LBL	steel mesh <input type="checkbox"/>	+\$0
LBM	crisp linen <input type="checkbox"/>	+\$0
LBN	classic linen <input type="checkbox"/>	+\$0
LBP	casual linen <input type="checkbox"/>	+\$0
LBQ	white twill <input type="checkbox"/>	+\$0
LBR	phantom ecru <input type="checkbox"/>	+\$0
LBS	phantom cocoa <input type="checkbox"/>	+\$0
LBU	medium matte walnut <input type="checkbox"/>	+\$0
LBV	warm grey teak <input type="checkbox"/>	+\$0
LU	soft white <input type="checkbox"/>	+\$0
WL	sandstone <input type="checkbox"/>	+\$0
WN	warm grey neutral <input type="checkbox"/>	+\$0

Credenza with 2" Base, Individual Box/File + Door *continued*

For veneer case material (V)

2U	light brown walnut <input type="checkbox"/>	+\$0
40	dark brown walnut <input type="checkbox"/>	+\$0
ED	aged cherry <input type="checkbox"/>	+\$0
EK	medium red walnut <input type="checkbox"/>	+\$0
ET	clear on ash <input type="checkbox"/>	+\$0
EU	oak on ash <input type="checkbox"/>	+\$0
EV	walnut on ash <input type="checkbox"/>	+\$0
EW	medium matte walnut <input type="checkbox"/>	+\$0
UL	natural maple <input type="checkbox"/>	+\$0
UX	walnut on cherry <input type="checkbox"/>	+\$0

Step 11. Front Finish

For laminate front material (L)

76	light brown walnut <input type="checkbox"/>	+\$0
8Q	folkstone grey <input type="checkbox"/>	+\$0
91	white <input type="checkbox"/>	+\$0
98	studio white <input type="checkbox"/>	+\$0
CL	cool grey neutral <input type="checkbox"/>	+\$0
G1	graphite <input type="checkbox"/>	+\$0
HM	natural maple <input type="checkbox"/>	+\$0
HP	light anigre <input type="checkbox"/>	+\$0
HX	aged cherry <input type="checkbox"/>	+\$0
HY	walnut on cherry <input type="checkbox"/>	+\$0
LA	light ash <input type="checkbox"/>	+\$0
LBA	clear on ash <input type="checkbox"/>	+\$0
LBB	oak on ash <input type="checkbox"/>	+\$0
LBC	walnut on ash <input type="checkbox"/>	+\$0
LBD	dark brown walnut <input type="checkbox"/>	+\$0
LBE	medium red walnut <input type="checkbox"/>	+\$0
LBF	neutral twill <input type="checkbox"/>	+\$0
LBG	sarum twill <input type="checkbox"/>	+\$0
LBH	earthen twill <input type="checkbox"/>	+\$0
LBJ	graphite twill <input type="checkbox"/>	+\$0
LBK	pewter mesh <input type="checkbox"/>	+\$0
LBL	steel mesh <input type="checkbox"/>	+\$0
LBM	crisp linen <input type="checkbox"/>	+\$0
LBN	classic linen <input type="checkbox"/>	+\$0
LBP	casual linen <input type="checkbox"/>	+\$0
LBQ	white twill <input type="checkbox"/>	+\$0
LBR	phantom ecru <input type="checkbox"/>	+\$0
LBS	phantom cocoa <input type="checkbox"/>	+\$0
LBU	medium matte walnut <input type="checkbox"/>	+\$0
LBV	warm grey teak <input type="checkbox"/>	+\$0
LU	soft white <input type="checkbox"/>	+\$0
WL	sandstone <input type="checkbox"/>	+\$0
WN	warm grey neutral <input type="checkbox"/>	+\$0

Credenza with 2" Base, Individual Box/File + Door *continued*

Tu® Wood for Vista™

For veneer front material (V)

2U	light brown walnut <input type="checkbox"/>	+\$0
40	dark brown walnut <input type="checkbox"/>	+\$0
ED	aged cherry <input type="checkbox"/>	+\$0
EK	medium red walnut <input type="checkbox"/>	+\$0
ET	clear on ash <input type="checkbox"/>	+\$0
EU	oak on ash <input type="checkbox"/>	+\$0
EV	walnut on ash <input type="checkbox"/>	+\$0
EW	medium matte walnut <input type="checkbox"/>	+\$0
UL	natural maple <input type="checkbox"/>	+\$0
UX	walnut on cherry <input type="checkbox"/>	+\$0

Step 12. Pull Finish

For arc pull (A)

NH	brushed nickel	+\$0
NK	black nickel	+\$0

Smooth Paint

For bar pull (K) or flush pull (U)

8Q	folkstone grey <input type="checkbox"/>	+\$0
91	white <input type="checkbox"/>	+\$0
98	studio white <input type="checkbox"/>	+\$0
G1	graphite <input type="checkbox"/>	+\$0
WL	sandstone <input type="checkbox"/>	+\$0

Metallic Paint

For bar pull (K) or flush pull (U)

CN	metallic champagne <input type="checkbox"/>	+\$0
MS	metallic silver <input type="checkbox"/>	+\$0

Sand Texture Paint

For bar pull (K) or flush pull (U)

79	green apple <input type="checkbox"/>	+\$15
BK	black <input type="checkbox"/>	+\$15
MY3	yellow oxide <input type="checkbox"/>	+\$15
RO	red <input type="checkbox"/>	+\$15
TRQ	turquoise <input type="checkbox"/>	+\$15

Step 13. Foot Finish

For tube foot (5) or c-foot (9)

Smooth Paint

8Q	folkstone grey <input type="checkbox"/>	+\$0
91	white <input type="checkbox"/>	+\$0
98	studio white <input type="checkbox"/>	+\$0
CL	cool grey neutral <input type="checkbox"/>	+\$0
WL	sandstone <input type="checkbox"/>	+\$0
WN	warm grey neutral <input type="checkbox"/>	+\$0

Metallic Paint

CN	metallic champagne <input type="checkbox"/>	+\$0
EH	metallic bronze <input type="checkbox"/>	+\$0
MS	metallic silver <input type="checkbox"/>	+\$0

Sand Texture Paint

BK	black <input type="checkbox"/>	+\$0
G1	graphite <input type="checkbox"/>	+\$0

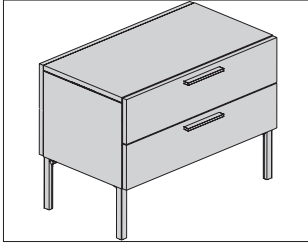
Step 14. Counterweight

CB	counterweight <input type="checkbox"/>	+\$0
-----------	--	------

Step 15. Lock Option

KA	keyed alike	-\$30
KC	keyed differently, chrome	+\$0
KD	keyed differently, black	+\$0

Credenza with 8" Base, Individual L2CF.
1 Module



Product Information

Description

This individual credenza provides drawer storage on 1 side with 2 box drawers and can be used freestanding or with a structural support bracket to support the chase. Options include a lock or no lock and a false back panel. Credenza is available with laminate or veneer case and laminate or veneer drawer fronts and has 8"-high feet with 1 1/2" leveling glides.

Notes

Counterweight is required and is specified with each individual storage unit.

Box drawers have full-extension slides.

Actual credenza depth is 16 1/2"; actual width is 29 7/8"; actual height is 22".

Order optional accessories separately:

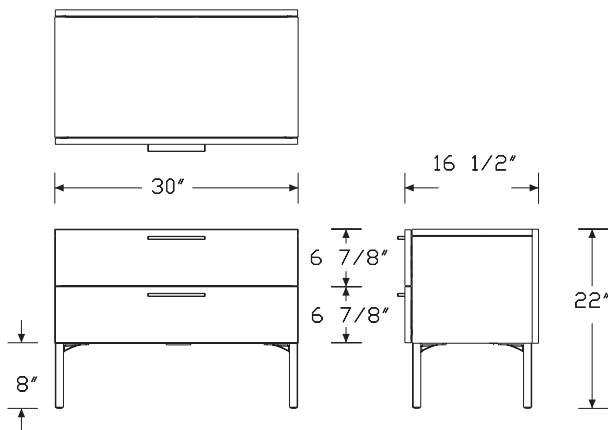
- Structural support, low storage to chase (FG292.1B)

Grain direction is vertical on fronts, sides, and back/false back panel.

For keyed-alike locks, order lock plugs separately. See keyed-alike information in appendices.

See planning guide for additional configuration information and dimensions.

Dimensions



Specification Information

Step 1.

L2CF.81 [A]

Step 2. Width

30 30" wide [A] +\$1860

Step 3. Depth

16 16.5" deep [A] +\$0

Step 4. Base/Foot Height

8 8" foot [A] +\$0

Step 5. Configuration

BB box/box - 30" wide module [A] +\$0

Step 6. Case Material

L laminate case material [A] +\$0
V veneer case material [A] +\$1926

Step 7. Front Material

L laminate front material [A] +\$0
V veneer front material [A] +\$355

Step 8. Pull Type

A arc pull +\$0
K bar pull +\$0
U flush pull +\$0

Step 9. False Back Panel

N no back panel [A] +\$0
B back panel, matches finish of drawer fronts [A] +\$168

Step 10. Lock

L lock [A] +\$0
N no lock [A] -\$25

Credenza with 8" Base, Individual 1 Module *continued*

Tu® Wood for Vista™

Step 11. Case Finish

For laminate case material (L)

76	light brown walnut <input type="checkbox"/>	+\$0
8Q	folkstone grey <input type="checkbox"/>	+\$0
91	white <input type="checkbox"/>	+\$0
98	studio white <input type="checkbox"/>	+\$0
CL	cool grey neutral <input type="checkbox"/>	+\$0
G1	graphite <input type="checkbox"/>	+\$0
HM	natural maple <input type="checkbox"/>	+\$0
HP	light anigre <input type="checkbox"/>	+\$0
HX	aged cherry <input type="checkbox"/>	+\$0
HY	walnut on cherry <input type="checkbox"/>	+\$0
LA	light ash <input type="checkbox"/>	+\$0
LBA	clear on ash <input type="checkbox"/>	+\$0
LBB	oak on ash <input type="checkbox"/>	+\$0
LBC	walnut on ash <input type="checkbox"/>	+\$0
LBD	dark brown walnut <input type="checkbox"/>	+\$0
LBE	medium red walnut <input type="checkbox"/>	+\$0
LBF	neutral twill <input type="checkbox"/>	+\$0
LBG	sarum twill <input type="checkbox"/>	+\$0
LBH	earthen twill <input type="checkbox"/>	+\$0
LBJ	graphite twill <input type="checkbox"/>	+\$0
LBK	pewter mesh <input type="checkbox"/>	+\$0
LBL	steel mesh <input type="checkbox"/>	+\$0
LBM	crisp linen <input type="checkbox"/>	+\$0
LBN	classic linen <input type="checkbox"/>	+\$0
LBP	casual linen <input type="checkbox"/>	+\$0
LBQ	white twill <input type="checkbox"/>	+\$0
LBR	phantom ecru <input type="checkbox"/>	+\$0
LBS	phantom cocoa <input type="checkbox"/>	+\$0
LBU	medium matte walnut <input type="checkbox"/>	+\$0
LBV	warm grey teak <input type="checkbox"/>	+\$0
LU	soft white <input type="checkbox"/>	+\$0
WL	sandstone <input type="checkbox"/>	+\$0
WN	warm grey neutral <input type="checkbox"/>	+\$0

For veneer case material (V)

2U	light brown walnut <input type="checkbox"/>	+\$0
40	dark brown walnut <input type="checkbox"/>	+\$0
ED	aged cherry <input type="checkbox"/>	+\$0
EK	medium red walnut <input type="checkbox"/>	+\$0
ET	clear on ash <input type="checkbox"/>	+\$0
EU	oak on ash <input type="checkbox"/>	+\$0
EV	walnut on ash <input type="checkbox"/>	+\$0
EW	medium matte walnut <input type="checkbox"/>	+\$0
UL	natural maple <input type="checkbox"/>	+\$0
UX	walnut on cherry <input type="checkbox"/>	+\$0

Credenza with 8" Base, Individual 1 Module *continued*

Step 12. Front Finish

For laminate front material (L)

76	light brown walnut <input type="checkbox"/>	+\$0
8Q	folkstone grey <input type="checkbox"/>	+\$0
91	white <input type="checkbox"/>	+\$0
98	studio white <input type="checkbox"/>	+\$0
CL	cool grey neutral <input type="checkbox"/>	+\$0
G1	graphite <input type="checkbox"/>	+\$0
HM	natural maple <input type="checkbox"/>	+\$0
HP	light anigre <input type="checkbox"/>	+\$0
HX	aged cherry <input type="checkbox"/>	+\$0
HY	walnut on cherry <input type="checkbox"/>	+\$0
LA	light ash <input type="checkbox"/>	+\$0
LBA	clear on ash <input type="checkbox"/>	+\$0
LBB	oak on ash <input type="checkbox"/>	+\$0
LBC	walnut on ash <input type="checkbox"/>	+\$0
LBD	dark brown walnut <input type="checkbox"/>	+\$0
LBE	medium red walnut <input type="checkbox"/>	+\$0
LBF	neutral twill <input type="checkbox"/>	+\$0
LBG	sarum twill <input type="checkbox"/>	+\$0
LBH	earthen twill <input type="checkbox"/>	+\$0
LBJ	graphite twill <input type="checkbox"/>	+\$0
LBK	pewter mesh <input type="checkbox"/>	+\$0
LBL	steel mesh <input type="checkbox"/>	+\$0
LBM	crisp linen <input type="checkbox"/>	+\$0
LBN	classic linen <input type="checkbox"/>	+\$0
LBP	casual linen <input type="checkbox"/>	+\$0
LBQ	white twill <input type="checkbox"/>	+\$0
LBR	phantom ecru <input type="checkbox"/>	+\$0
LBS	phantom cocoa <input type="checkbox"/>	+\$0
LBU	medium matte walnut <input type="checkbox"/>	+\$0
LBV	warm grey teak <input type="checkbox"/>	+\$0
LU	soft white <input type="checkbox"/>	+\$0
WL	sandstone <input type="checkbox"/>	+\$0
WN	warm grey neutral <input type="checkbox"/>	+\$0

For veneer front material (V)

2U	light brown walnut <input type="checkbox"/>	+\$0
40	dark brown walnut <input type="checkbox"/>	+\$0
ED	aged cherry <input type="checkbox"/>	+\$0
EK	medium red walnut <input type="checkbox"/>	+\$0
ET	clear on ash <input type="checkbox"/>	+\$0
EU	oak on ash <input type="checkbox"/>	+\$0
EV	walnut on ash <input type="checkbox"/>	+\$0
EW	medium matte walnut <input type="checkbox"/>	+\$0
UL	natural maple <input type="checkbox"/>	+\$0
UX	walnut on cherry <input type="checkbox"/>	+\$0

Step 13. Pull Finish

For arc pull (A)

NH	brushed nickel	+\$0
NK	black nickel	+\$0

Smooth Paint

For bar pull (K) or flush pull (U)

8Q	folkstone grey <input type="checkbox"/>	+\$0
91	white <input type="checkbox"/>	+\$0
98	studio white <input type="checkbox"/>	+\$0
G1	graphite <input type="checkbox"/>	+\$0
WL	sandstone <input type="checkbox"/>	+\$0

Metallic Paint

For bar pull (K) or flush pull (U)

CN	metallic champagne <input type="checkbox"/>	+\$0
MS	metallic silver <input type="checkbox"/>	+\$0

Sand Texture Paint

For bar pull (K) or flush pull (U)

79	green apple <input type="checkbox"/>	+\$15
BK	black <input type="checkbox"/>	+\$15
MY3	yellow oxide <input type="checkbox"/>	+\$15
RO	red <input type="checkbox"/>	+\$15
TRQ	turquoise <input type="checkbox"/>	+\$15

Credenza with 8" Base, Individual 1 Module *continued*

Tu® Wood for Vista™

Step 14. Foot Finish

Smooth Paint

8Q	folkstone grey <input type="checkbox"/> A	+\$0
91	white <input type="checkbox"/> A	+\$0
98	studio white <input type="checkbox"/> A	+\$0
CL	cool grey neutral <input type="checkbox"/> A	+\$0
WL	sandstone <input type="checkbox"/> A	+\$0
WN	warm grey neutral <input type="checkbox"/> A	+\$0

Metallic Paint

CN	metallic champagne <input type="checkbox"/> A	+\$0
EH	metallic bronze <input type="checkbox"/> A	+\$0
MS	metallic silver <input type="checkbox"/> A	+\$0

Sand Texture Paint

BK	black <input type="checkbox"/> A	+\$0
G1	graphite <input type="checkbox"/> A	+\$0

Step 15. Counterweight

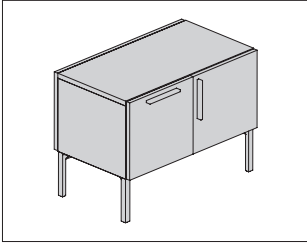
CB	counterweight <input type="checkbox"/> A	+\$0
-----------	--	------

Step 16. Lock Option

For lock (L)

KA	keyed alike	-\$10
KC	keyed differently, chrome	+\$0
KD	keyed differently, black	+\$0

Credenza with 8" Base, Individual L2CF.
2 Module - 30" Wide



Product Information

Description

This individual credenza provides 4 configurations of 15"-wide file drawer and cabinet modules on 1 side of the unit. It can be used freestanding or with a structural support bracket to support the chase. Options include a lock or no lock and a false back panel. Credenza is available with laminate or veneer case and laminate or veneer fronts and has 8"-high feet with 1 1/2" leveling glides.

Notes

Counterweight is required and is specified with each individual storage unit.

File drawers have full-extension slides and accommodate front-to-back filing.

Actual credenza depth is 16 1/2"; actual width is 29 5/8"; actual height is 22".

Order optional accessories separately:

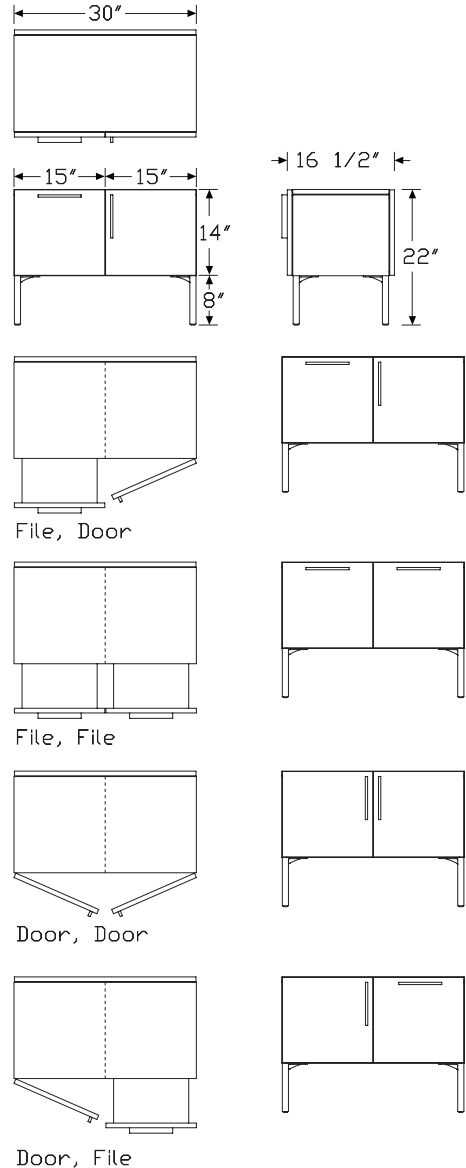
- Structural support, low storage to chase (FG292.1B)

Grain direction is vertical on fronts, sides, and back/false back panel.

For keyed-alike locks, order lock plugs separately. See keyed-alike information in appendices.

See planning guide for additional configuration information and dimensions.

Dimensions



Credenza with 8" Base, Individual 2 Module - 30" Wide *continued*

Tu® Wood for Vista™

Specification Information		
Step 1.		
L2CF.82	<input type="checkbox"/>	
Step 2. Width		
30	30" wide <input type="checkbox"/>	+\$1627
Step 3. Depth		
16	16.5" deep <input type="checkbox"/>	+\$0
Step 4. Base/Foot Height		
8	8" foot <input type="checkbox"/>	+\$0
Step 5. Configuration		
FF	file, file - 15" wide modules <input type="checkbox"/>	+\$223
DD	door, door - 15" wide modules <input type="checkbox"/>	+\$0
FD	file, door - 15" wide modules <input type="checkbox"/>	+\$107
DF	door, file - 15" wide modules <input type="checkbox"/>	+\$107
Step 6. Case Material		
L	laminate case material <input type="checkbox"/>	+\$0
V	veneer case material <input type="checkbox"/>	+\$1926
Step 7. Front Material		
L	laminate front material <input type="checkbox"/>	+\$0
V	veneer front material <input type="checkbox"/>	+\$355
Step 8. Pull Type		
A	arc pull	+\$0
K	bar pull	+\$0
U	flush pull	+\$0
Step 9. False Back Panel		
N	no back panel <input type="checkbox"/>	+\$0
B	back panel, matches finish of the front panels and drawer fronts <input type="checkbox"/>	+\$168
Step 10. Lock		
L	lock <input type="checkbox"/>	+\$0
N	no lock <input type="checkbox"/>	-\$50

Step 11. Case Finish		
<i>For laminate case material (L)</i>		
76	light brown walnut <input type="checkbox"/>	+\$0
8Q	folkstone grey <input type="checkbox"/>	+\$0
91	white <input type="checkbox"/>	+\$0
98	studio white <input type="checkbox"/>	+\$0
CL	cool grey neutral <input type="checkbox"/>	+\$0
G1	graphite <input type="checkbox"/>	+\$0
HM	natural maple <input type="checkbox"/>	+\$0
HP	light anigre <input type="checkbox"/>	+\$0
HX	aged cherry <input type="checkbox"/>	+\$0
HY	walnut on cherry <input type="checkbox"/>	+\$0
LA	light ash <input type="checkbox"/>	+\$0
LBA	clear on ash <input type="checkbox"/>	+\$0
LBB	oak on ash <input type="checkbox"/>	+\$0
LBC	walnut on ash <input type="checkbox"/>	+\$0
LBD	dark brown walnut <input type="checkbox"/>	+\$0
LBE	medium red walnut <input type="checkbox"/>	+\$0
LBF	neutral twill <input type="checkbox"/>	+\$0
LBG	sarum twill <input type="checkbox"/>	+\$0
LBH	earthen twill <input type="checkbox"/>	+\$0
LBJ	graphite twill <input type="checkbox"/>	+\$0
LBK	pewter mesh <input type="checkbox"/>	+\$0
LBL	steel mesh <input type="checkbox"/>	+\$0
LBM	crisp linen <input type="checkbox"/>	+\$0
LBN	classic linen <input type="checkbox"/>	+\$0
LBP	casual linen <input type="checkbox"/>	+\$0
LBQ	white twill <input type="checkbox"/>	+\$0
LBR	phantom ecru <input type="checkbox"/>	+\$0
LBS	phantom cocoa <input type="checkbox"/>	+\$0
LBU	medium matte walnut <input type="checkbox"/>	+\$0
LBV	warm grey teak <input type="checkbox"/>	+\$0
LU	soft white <input type="checkbox"/>	+\$0
WL	sandstone <input type="checkbox"/>	+\$0
WN	warm grey neutral <input type="checkbox"/>	+\$0

Credenza with 8" Base, Individual
2 Module - 30" Wide *continued*

For veneer case material (V)

2U	light brown walnut <input type="checkbox"/>	+\$0
40	dark brown walnut <input type="checkbox"/>	+\$0
ED	aged cherry <input type="checkbox"/>	+\$0
EK	medium red walnut <input type="checkbox"/>	+\$0
ET	clear on ash <input type="checkbox"/>	+\$0
EU	oak on ash <input type="checkbox"/>	+\$0
EV	walnut on ash <input type="checkbox"/>	+\$0
EW	medium matte walnut <input type="checkbox"/>	+\$0
UL	natural maple <input type="checkbox"/>	+\$0
UX	walnut on cherry <input type="checkbox"/>	+\$0

Step 12. Front Finish

For laminate front material (L)

76	light brown walnut <input type="checkbox"/>	+\$0
8Q	folkstone grey <input type="checkbox"/>	+\$0
91	white <input type="checkbox"/>	+\$0
98	studio white <input type="checkbox"/>	+\$0
CL	cool grey neutral <input type="checkbox"/>	+\$0
G1	graphite <input type="checkbox"/>	+\$0
HM	natural maple <input type="checkbox"/>	+\$0
HP	light anigre <input type="checkbox"/>	+\$0
HX	aged cherry <input type="checkbox"/>	+\$0
HY	walnut on cherry <input type="checkbox"/>	+\$0
LA	light ash <input type="checkbox"/>	+\$0
LBA	clear on ash <input type="checkbox"/>	+\$0
LBB	oak on ash <input type="checkbox"/>	+\$0
LBC	walnut on ash <input type="checkbox"/>	+\$0
LBD	dark brown walnut <input type="checkbox"/>	+\$0
LBE	medium red walnut <input type="checkbox"/>	+\$0
LBF	neutral twill <input type="checkbox"/>	+\$0
LBG	sarum twill <input type="checkbox"/>	+\$0
LBH	earthen twill <input type="checkbox"/>	+\$0
LBJ	graphite twill <input type="checkbox"/>	+\$0
LBK	pewter mesh <input type="checkbox"/>	+\$0
LBL	steel mesh <input type="checkbox"/>	+\$0
LBM	crisp linen <input type="checkbox"/>	+\$0
LBN	classic linen <input type="checkbox"/>	+\$0
LBP	casual linen <input type="checkbox"/>	+\$0
LBQ	white twill <input type="checkbox"/>	+\$0
LBR	phantom ecru <input type="checkbox"/>	+\$0
LBS	phantom cocoa <input type="checkbox"/>	+\$0
LBU	medium matte walnut <input type="checkbox"/>	+\$0
LBV	warm grey teak <input type="checkbox"/>	+\$0
LU	soft white <input type="checkbox"/>	+\$0
WL	sandstone <input type="checkbox"/>	+\$0
WN	warm grey neutral <input type="checkbox"/>	+\$0

Tu® Wood for Vista™

Credenza with 8" Base, Individual 2 Module - 30" Wide *continued*

Tu® Wood for Vista™

For veneer front material (V)

2U	light brown walnut <input type="checkbox"/>	+\$0
40	dark brown walnut <input type="checkbox"/>	+\$0
ED	aged cherry <input type="checkbox"/>	+\$0
EK	medium red walnut <input type="checkbox"/>	+\$0
ET	clear on ash <input type="checkbox"/>	+\$0
EU	oak on ash <input type="checkbox"/>	+\$0
EV	walnut on ash <input type="checkbox"/>	+\$0
EW	medium matte walnut <input type="checkbox"/>	+\$0
UL	natural maple <input type="checkbox"/>	+\$0
UX	walnut on cherry <input type="checkbox"/>	+\$0

Step 13. Pull Finish

For arc pull (A)

NH	brushed nickel	+\$0
NK	black nickel	+\$0

Smooth Paint

For bar pull (K) or flush pull (L)

8Q	folkstone grey <input type="checkbox"/>	+\$0
91	white <input type="checkbox"/>	+\$0
98	studio white <input type="checkbox"/>	+\$0
G1	graphite <input type="checkbox"/>	+\$0
WL	sandstone <input type="checkbox"/>	+\$0

Metallic Paint

For bar pull (K) or flush pull (L)

CN	metallic champagne <input type="checkbox"/>	+\$0
MS	metallic silver <input type="checkbox"/>	+\$0

Sand Texture Paint

For bar pull (K) or flush pull (L)

79	green apple <input type="checkbox"/>	+\$15
BK	black <input type="checkbox"/>	+\$15
MY3	yellow oxide <input type="checkbox"/>	+\$15
RO	red <input type="checkbox"/>	+\$15
TRQ	turquoise <input type="checkbox"/>	+\$15

Step 14. Foot Finish

Smooth Paint

8Q	folkstone grey <input type="checkbox"/>	+\$0
91	white <input type="checkbox"/>	+\$0
98	studio white <input type="checkbox"/>	+\$0
CL	cool grey neutral <input type="checkbox"/>	+\$0
WL	sandstone <input type="checkbox"/>	+\$0
WN	warm grey neutral <input type="checkbox"/>	+\$0

Metallic Paint

CN	metallic champagne <input type="checkbox"/>	+\$0
EH	metallic bronze <input type="checkbox"/>	+\$0
MS	metallic silver <input type="checkbox"/>	+\$0

Sand Texture Paint

BK	black <input type="checkbox"/>	+\$0
G1	graphite <input type="checkbox"/>	+\$0

Step 15. Counterweight

For file, file - 15" wide modules (FF), file, door - 15" wide modules (FD), or door, file - 15" wide modules (DF)

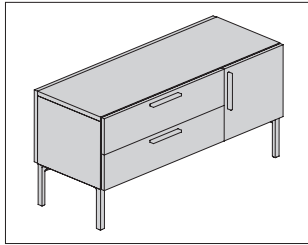
CB	counterweight <input type="checkbox"/>	+\$0
-----------	--	------

Step 16. Lock Option

For lock (L)

KA	keyed alike	-\$20
KC	keyed differently, chrome	+\$0
KD	keyed differently, black	+\$0

Credenza with 8" Base, Individual L2CF.
2 Module - 45" Wide



Product Information

Description

This individual credenza provides 6 configurations of 15"- and 30"-wide box drawer, file drawer, cabinet, and tip-out bin modules on 1 side of the unit. It can be used freestanding or with a structural support bracket to support the chase. Options include a lock or no lock and a false back panel. Credenza is available with laminate or veneer case and laminate or veneer fronts and has 8"-high feet with 1/2" leveling glides.

Notes

Counterweight is required and is specified with each individual storage unit.

Box and file drawers have full-extension slides. File drawers accommodate front-to-back filing.

Actual credenza depth is 16 1/2"; actual width is 44 3/4"; actual height is 22".

Order optional accessories separately:

- Structural support, low storage to chase (FG292.1B)

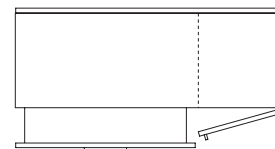
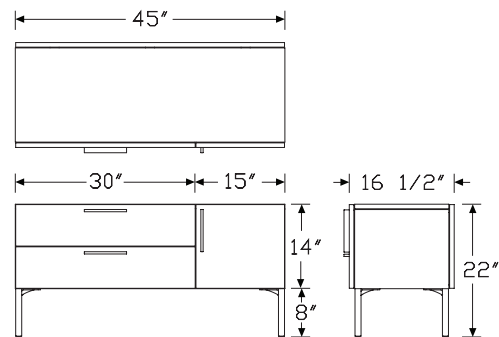
Grain direction is vertical on fronts, sides, and back/false back panel.

For keyed-alike locks, order lock plugs separately. See keyed-alike information in appendices.

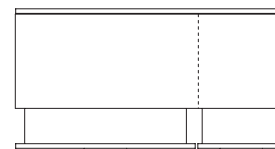
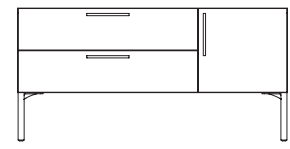
Dimensional illustration does not include all possible configurations.

See planning guide for additional configuration information and dimensions.

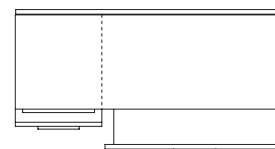
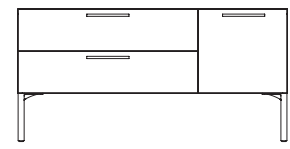
Dimensions



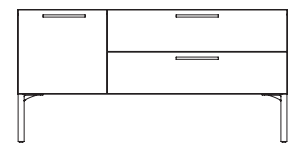
Box/Box, Door



Box/Box, File



Tip-Out Bin, Box/Box



Credenza with 8" Base, Individual 2 Module - 45" Wide *continued*

Tu® Wood for Vista™

Specification Information		
Step 1.		
L2CF.82	<input type="checkbox"/>	
Step 2. Width		
45	45" wide <input type="checkbox"/>	+\$2220
Step 3. Depth		
16	16.5" deep <input type="checkbox"/>	+\$0
Step 4. Base/Foot Height		
8	8" foot <input type="checkbox"/>	+\$0
Step 5. Configuration		
2BB	tip-out bin - 15" wide module, box/box - 30" wide module <input type="checkbox"/>	+\$127
BB2	box/box - 30" wide module, tip-out bin - 15" wide module <input type="checkbox"/>	+\$127
BBD	box/box - 30" wide module, door - 15" wide module <input type="checkbox"/>	+\$0
BBF	box/box - 30" wide module, file - 15" wide module <input type="checkbox"/>	+\$112
DBB	door - 15" wide module, box/box - 30" wide module <input type="checkbox"/>	+\$0
FBB	file - 15" wide module, box/box - 30" wide module <input type="checkbox"/>	+\$112
Step 6. Case Material		
L	laminate case material <input type="checkbox"/>	+\$0
V	veneer case material <input type="checkbox"/>	+\$2534
Step 7. Front Material		
L	laminate front material <input type="checkbox"/>	+\$0
V	veneer front material <input type="checkbox"/>	+\$391
Step 8. Pull Type		
A	arc pull	+\$0
K	bar pull	+\$0
U	flush pull	+\$0
Step 9. False Back Panel		
N	no back panel <input type="checkbox"/>	+\$0
B	back panel, matches finish of the front panels and drawer fronts <input type="checkbox"/>	+\$218
Step 10. Lock		
L	lock <input type="checkbox"/>	+\$0
N	no lock <input type="checkbox"/>	-\$50

Step 11. Case Finish		
<i>For laminate case material (L)</i>		
76	light brown walnut <input type="checkbox"/>	+\$0
8Q	folkstone grey <input type="checkbox"/>	+\$0
91	white <input type="checkbox"/>	+\$0
98	studio white <input type="checkbox"/>	+\$0
CL	cool grey neutral <input type="checkbox"/>	+\$0
G1	graphite <input type="checkbox"/>	+\$0
HM	natural maple <input type="checkbox"/>	+\$0
HP	light anigre <input type="checkbox"/>	+\$0
HX	aged cherry <input type="checkbox"/>	+\$0
HY	walnut on cherry <input type="checkbox"/>	+\$0
LA	light ash <input type="checkbox"/>	+\$0
LBA	clear on ash <input type="checkbox"/>	+\$0
LBB	oak on ash <input type="checkbox"/>	+\$0
LBC	walnut on ash <input type="checkbox"/>	+\$0
LBD	dark brown walnut <input type="checkbox"/>	+\$0
LBE	medium red walnut <input type="checkbox"/>	+\$0
LBF	neutral twill <input type="checkbox"/>	+\$0
LBG	sarum twill <input type="checkbox"/>	+\$0
LBH	earthen twill <input type="checkbox"/>	+\$0
LBJ	graphite twill <input type="checkbox"/>	+\$0
LBK	pewter mesh <input type="checkbox"/>	+\$0
LBL	steel mesh <input type="checkbox"/>	+\$0
LBM	crisp linen <input type="checkbox"/>	+\$0
LBN	classic linen <input type="checkbox"/>	+\$0
LBP	casual linen <input type="checkbox"/>	+\$0
LBQ	white twill <input type="checkbox"/>	+\$0
LBR	phantom ecru <input type="checkbox"/>	+\$0
LBS	phantom cocoa <input type="checkbox"/>	+\$0
LBU	medium matte walnut <input type="checkbox"/>	+\$0
LBV	warm grey teak <input type="checkbox"/>	+\$0
LU	soft white <input type="checkbox"/>	+\$0
WL	sandstone <input type="checkbox"/>	+\$0
WN	warm grey neutral <input type="checkbox"/>	+\$0

Credenza with 8" Base, Individual
2 Module - 45" Wide *continued*

For veneer case material (V)

2U	light brown walnut <input type="checkbox"/>	+\$0
40	dark brown walnut <input type="checkbox"/>	+\$0
ED	aged cherry <input type="checkbox"/>	+\$0
EK	medium red walnut <input type="checkbox"/>	+\$0
ET	clear on ash <input type="checkbox"/>	+\$0
EU	oak on ash <input type="checkbox"/>	+\$0
EV	walnut on ash <input type="checkbox"/>	+\$0
EW	medium matte walnut <input type="checkbox"/>	+\$0
UL	natural maple <input type="checkbox"/>	+\$0
UX	walnut on cherry <input type="checkbox"/>	+\$0

Step 12. Front Finish

For laminate front material (L)

76	light brown walnut <input type="checkbox"/>	+\$0
8Q	folkstone grey <input type="checkbox"/>	+\$0
91	white <input type="checkbox"/>	+\$0
98	studio white <input type="checkbox"/>	+\$0
CL	cool grey neutral <input type="checkbox"/>	+\$0
G1	graphite <input type="checkbox"/>	+\$0
HM	natural maple <input type="checkbox"/>	+\$0
HP	light anigre <input type="checkbox"/>	+\$0
HX	aged cherry <input type="checkbox"/>	+\$0
HY	walnut on cherry <input type="checkbox"/>	+\$0
LA	light ash <input type="checkbox"/>	+\$0
LBA	clear on ash <input type="checkbox"/>	+\$0
LBB	oak on ash <input type="checkbox"/>	+\$0
LBC	walnut on ash <input type="checkbox"/>	+\$0
LBD	dark brown walnut <input type="checkbox"/>	+\$0
LBE	medium red walnut <input type="checkbox"/>	+\$0
LBF	neutral twill <input type="checkbox"/>	+\$0
LBG	sarum twill <input type="checkbox"/>	+\$0
LBH	earthen twill <input type="checkbox"/>	+\$0
LBJ	graphite twill <input type="checkbox"/>	+\$0
LBK	pewter mesh <input type="checkbox"/>	+\$0
LBL	steel mesh <input type="checkbox"/>	+\$0
LBM	crisp linen <input type="checkbox"/>	+\$0
LBN	classic linen <input type="checkbox"/>	+\$0
LBP	casual linen <input type="checkbox"/>	+\$0
LBQ	white twill <input type="checkbox"/>	+\$0
LBR	phantom ecru <input type="checkbox"/>	+\$0
LBS	phantom cocoa <input type="checkbox"/>	+\$0
LBU	medium matte walnut <input type="checkbox"/>	+\$0
LBV	warm grey teak <input type="checkbox"/>	+\$0
LU	soft white <input type="checkbox"/>	+\$0
WL	sandstone <input type="checkbox"/>	+\$0
WN	warm grey neutral <input type="checkbox"/>	+\$0

Credenza with 8" Base, Individual
2 Module - 45" Wide *continued*

Tu® Wood for Vista™

For veneer front material (V)

2U	light brown walnut A	+\$0
40	dark brown walnut A	+\$0
ED	aged cherry A	+\$0
EK	medium red walnut A	+\$0
ET	clear on ash A	+\$0
EU	oak on ash A	+\$0
EV	walnut on ash A	+\$0
EW	medium matte walnut A	+\$0
UL	natural maple A	+\$0
UX	walnut on cherry A	+\$0

Step 13. Pull Finish

For arc pull (A)

NH	brushed nickel	+\$0
NK	black nickel	+\$0

Smooth Paint

For bar pull (K) or flush pull (L)

8Q	folkstone grey A	+\$0
91	white A	+\$0
98	studio white A	+\$0
G1	graphite A	+\$0
WL	sandstone A	+\$0

Metallic Paint

For bar pull (K) or flush pull (L)

CN	metallic champagne A	+\$0
MS	metallic silver A	+\$0

Sand Texture Paint

For bar pull (K) or flush pull (L)

79	green apple A	+\$15
BK	black A	+\$15
MY3	yellow oxide A	+\$15
RO	red A	+\$15
TRQ	turquoise A	+\$15

Step 14. Foot Finish

Smooth Paint

8Q	folkstone grey A	+\$0
91	white A	+\$0
98	studio white A	+\$0
CL	cool grey neutral A	+\$0
WL	sandstone A	+\$0
WN	warm grey neutral A	+\$0

Metallic Paint

CN	metallic champagne A	+\$0
EH	metallic bronze A	+\$0
MS	metallic silver A	+\$0

Sand Texture Paint

BK	black A	+\$0
G1	graphite A	+\$0

Step 15. Counterweight

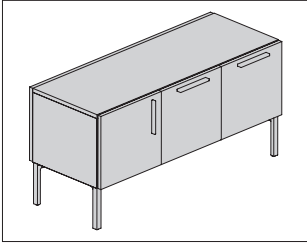
CB	counterweight A	+\$0
-----------	---	------

Step 16. Lock Option

For lock (L)

KA	keyed alike	-\$20
KC	keyed differently, chrome	+\$0
KD	keyed differently, black	+\$0

Credenza with 8" Base, Individual L2CF.
3 Module



Product Information

Description

This individual credenza provides 10 configurations of 15"-wide file drawer, cabinet, and tip-out bin modules on 1 side of the unit. It can be used freestanding or with a structural support bracket to support the chase. Options include a lock or no lock and a false back panel. Credenza is available with laminate or veneer case and laminate or veneer fronts and has 8"-high feet with 1 1/2" leveling glides.

Notes

Counterweight is required and is specified with each individual storage unit.

File drawers have full-extension slides and accommodate front-to-back filing.

Actual credenza depth is 16 1/2"; actual width is 44 1/2"; actual height is 22".

Order optional accessories separately:

- Structural support, low storage to chase (FG292.1B)

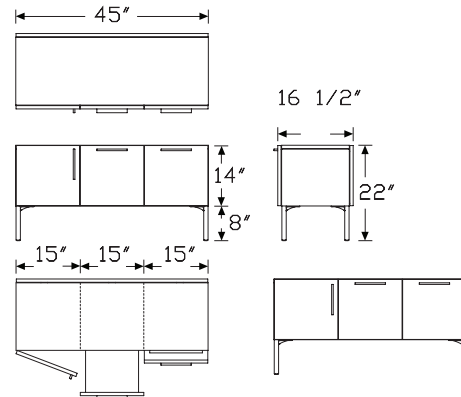
Grain direction is vertical on fronts, sides, and back/false back panel.

For keyed-alike locks, order lock plugs separately. See keyed-alike information in appendices.

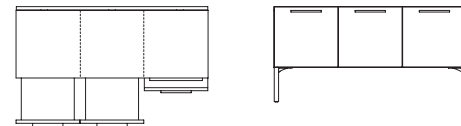
Dimensional illustration does not include all possible configurations.

See planning guide for additional configuration information and dimensions.

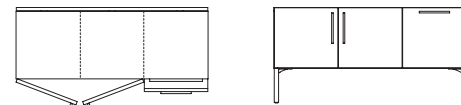
Dimensions



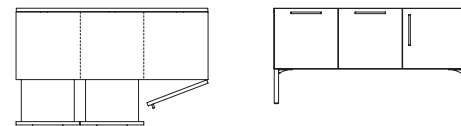
Door, File, Tip-Out Bin



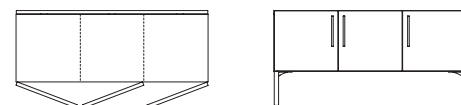
File, File, Tip-Out Bin



Door, Door, Tip-Out Bin



File, File, Door



Door, Door, Door

Credenza with 8" Base, Individual 3 Module *continued*

Tu® Wood for Vista™

Specification Information		
Step 1.		
L2CF.83	<input type="checkbox"/>	
Step 2. Width		
45	45" wide <input type="checkbox"/>	+\$2017
Step 3. Depth		
16	16.5" deep <input type="checkbox"/>	+\$0
Step 4. Base/Foot Height		
8	8" foot <input type="checkbox"/>	+\$0
Step 5. Configuration		
FFD	file, file, door - 15" wide modules <input type="checkbox"/>	+\$234
DFD	door, file, file - 15" wide modules <input type="checkbox"/>	+\$234
FF2	file, file, tip-out bin - 15" wide modules <input type="checkbox"/>	+\$355
2FF	tip-out bin, file, file - 15" wide modules <input type="checkbox"/>	+\$355
FFF	file, file, file - 15" wide modules <input type="checkbox"/>	+\$350
DDD	door, door, door - 15" wide modules <input type="checkbox"/>	+\$0
DD2	door, door, tip-out bin - 15" wide modules <input type="checkbox"/>	+\$127
2DD	tip-out bin, door, door - 15" wide modules <input type="checkbox"/>	+\$127
DF2	door, file, tip-out bin - 15" wide modules <input type="checkbox"/>	+\$229
2FD	tip-out bin, file, door - 15" wide modules <input type="checkbox"/>	+\$229
Step 6. Case Material		
L	laminate case material <input type="checkbox"/>	+\$0
V	veneer case material <input type="checkbox"/>	+\$2534
Step 7. Front Material		
L	laminate front material <input type="checkbox"/>	+\$0
V	veneer front material <input type="checkbox"/>	+\$391
Step 8. Pull Type		
A	arc pull	+\$0
K	bar pull	+\$0
U	flush pull	+\$0
Step 9. False Back Panel		
N	no back panel <input type="checkbox"/>	+\$0
B	back panel, matches finish of the front panels and drawer fronts <input type="checkbox"/>	+\$218
Step 10. Lock		
L	lock <input type="checkbox"/>	+\$0
N	no lock <input type="checkbox"/>	-\$75

Step 11. Case Finish		
<i>For laminate case material (L)</i>		
76	light brown walnut <input type="checkbox"/>	+\$0
8Q	folkstone grey <input type="checkbox"/>	+\$0
91	white <input type="checkbox"/>	+\$0
98	studio white <input type="checkbox"/>	+\$0
CL	cool grey neutral <input type="checkbox"/>	+\$0
G1	graphite <input type="checkbox"/>	+\$0
HM	natural maple <input type="checkbox"/>	+\$0
HP	light anigre <input type="checkbox"/>	+\$0
HX	aged cherry <input type="checkbox"/>	+\$0
HY	walnut on cherry <input type="checkbox"/>	+\$0
LA	light ash <input type="checkbox"/>	+\$0
LBA	clear on ash <input type="checkbox"/>	+\$0
LBB	oak on ash <input type="checkbox"/>	+\$0
LBC	walnut on ash <input type="checkbox"/>	+\$0
LBD	dark brown walnut <input type="checkbox"/>	+\$0
LBE	medium red walnut <input type="checkbox"/>	+\$0
LBF	neutral twill <input type="checkbox"/>	+\$0
LBG	sarum twill <input type="checkbox"/>	+\$0
LBH	earthen twill <input type="checkbox"/>	+\$0
LBJ	graphite twill <input type="checkbox"/>	+\$0
LBK	pewter mesh <input type="checkbox"/>	+\$0
LBL	steel mesh <input type="checkbox"/>	+\$0
LBM	crisp linen <input type="checkbox"/>	+\$0
LBN	classic linen <input type="checkbox"/>	+\$0
LBP	casual linen <input type="checkbox"/>	+\$0
LBQ	white twill <input type="checkbox"/>	+\$0
LBR	phantom ecru <input type="checkbox"/>	+\$0
LBS	phantom cocoa <input type="checkbox"/>	+\$0
LBU	medium matte walnut <input type="checkbox"/>	+\$0
LBV	warm grey teak <input type="checkbox"/>	+\$0
LU	soft white <input type="checkbox"/>	+\$0
WL	sandstone <input type="checkbox"/>	+\$0
WN	warm grey neutral <input type="checkbox"/>	+\$0

Credenza with 8" Base, Individual
3 Module *continued*

For veneer case material (V)

2U	light brown walnut <input type="checkbox"/>	+\$0
40	dark brown walnut <input type="checkbox"/>	+\$0
ED	aged cherry <input type="checkbox"/>	+\$0
EK	medium red walnut <input type="checkbox"/>	+\$0
ET	clear on ash <input type="checkbox"/>	+\$0
EU	oak on ash <input type="checkbox"/>	+\$0
EV	walnut on ash <input type="checkbox"/>	+\$0
EW	medium matte walnut <input type="checkbox"/>	+\$0
UL	natural maple <input type="checkbox"/>	+\$0
UX	walnut on cherry <input type="checkbox"/>	+\$0

Step 12. Front Finish

For laminate front material (L)

76	light brown walnut <input type="checkbox"/>	+\$0
8Q	folkstone grey <input type="checkbox"/>	+\$0
91	white <input type="checkbox"/>	+\$0
98	studio white <input type="checkbox"/>	+\$0
CL	cool grey neutral <input type="checkbox"/>	+\$0
G1	graphite <input type="checkbox"/>	+\$0
HM	natural maple <input type="checkbox"/>	+\$0
HP	light anigre <input type="checkbox"/>	+\$0
HX	aged cherry <input type="checkbox"/>	+\$0
HY	walnut on cherry <input type="checkbox"/>	+\$0
LA	light ash <input type="checkbox"/>	+\$0
LBA	clear on ash <input type="checkbox"/>	+\$0
LBB	oak on ash <input type="checkbox"/>	+\$0
LBC	walnut on ash <input type="checkbox"/>	+\$0
LBD	dark brown walnut <input type="checkbox"/>	+\$0
LBE	medium red walnut <input type="checkbox"/>	+\$0
LBF	neutral twill <input type="checkbox"/>	+\$0
LBG	sarum twill <input type="checkbox"/>	+\$0
LBH	earthen twill <input type="checkbox"/>	+\$0
LBJ	graphite twill <input type="checkbox"/>	+\$0
LBK	pewter mesh <input type="checkbox"/>	+\$0
LBL	steel mesh <input type="checkbox"/>	+\$0
LBM	crisp linen <input type="checkbox"/>	+\$0
LBN	classic linen <input type="checkbox"/>	+\$0
LBP	casual linen <input type="checkbox"/>	+\$0
LBQ	white twill <input type="checkbox"/>	+\$0
LBR	phantom ecru <input type="checkbox"/>	+\$0
LBS	phantom cocoa <input type="checkbox"/>	+\$0
LBU	medium matte walnut <input type="checkbox"/>	+\$0
LBV	warm grey teak <input type="checkbox"/>	+\$0
LU	soft white <input type="checkbox"/>	+\$0
WL	sandstone <input type="checkbox"/>	+\$0
WN	warm grey neutral <input type="checkbox"/>	+\$0

Credenza with 8" Base, Individual 3 Module *continued*

Tu® Wood for Vista™

For veneer front material (V)

2U	light brown walnut <input type="checkbox"/>	+\$0
40	dark brown walnut <input type="checkbox"/>	+\$0
ED	aged cherry <input type="checkbox"/>	+\$0
EK	medium red walnut <input type="checkbox"/>	+\$0
ET	clear on ash <input type="checkbox"/>	+\$0
EU	oak on ash <input type="checkbox"/>	+\$0
EV	walnut on ash <input type="checkbox"/>	+\$0
EW	medium matte walnut <input type="checkbox"/>	+\$0
UL	natural maple <input type="checkbox"/>	+\$0
UX	walnut on cherry <input type="checkbox"/>	+\$0

Step 13. Pull Finish

For arc pull (A)

NH	brushed nickel	+\$0
NK	black nickel	+\$0

Smooth Paint

For bar pull (K) or flush pull (L)

8Q	folkstone grey <input type="checkbox"/>	+\$0
91	white <input type="checkbox"/>	+\$0
98	studio white <input type="checkbox"/>	+\$0
G1	graphite <input type="checkbox"/>	+\$0
WL	sandstone <input type="checkbox"/>	+\$0

Metallic Paint

For bar pull (K) or flush pull (L)

CN	metallic champagne <input type="checkbox"/>	+\$0
MS	metallic silver <input type="checkbox"/>	+\$0

Sand Texture Paint

For bar pull (K) or flush pull (L)

79	green apple <input type="checkbox"/>	+\$15
BK	black <input type="checkbox"/>	+\$15
MY3	yellow oxide <input type="checkbox"/>	+\$15
RO	red <input type="checkbox"/>	+\$15
TRQ	turquoise <input type="checkbox"/>	+\$15

Step 14. Foot Finish

Smooth Paint

8Q	folkstone grey <input type="checkbox"/>	+\$0
91	white <input type="checkbox"/>	+\$0
98	studio white <input type="checkbox"/>	+\$0
CL	cool grey neutral <input type="checkbox"/>	+\$0
WL	sandstone <input type="checkbox"/>	+\$0
WN	warm grey neutral <input type="checkbox"/>	+\$0

Metallic Paint

CN	metallic champagne <input type="checkbox"/>	+\$0
EH	metallic bronze <input type="checkbox"/>	+\$0
MS	metallic silver <input type="checkbox"/>	+\$0

Sand Texture Paint

BK	black <input type="checkbox"/>	+\$0
G1	graphite <input type="checkbox"/>	+\$0

Step 15. Counterweight

For file, file, door - 15" wide modules (FFD), door, file, file - 15" wide modules (DFF), file, file, tip-out bin - 15" wide modules (FF2), tip-out bin, file, file - 15" wide modules (2FF), file, file, file - 15" wide modules (FFF), door, file, tip-out bin - 15" wide modules (DF2), or tip-out bin, file, door - 15" wide modules (2FD)

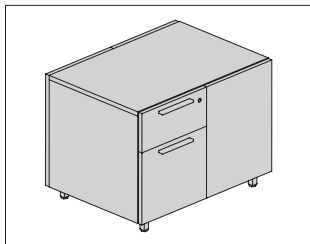
CB	counterweight <input type="checkbox"/>	+\$0
-----------	--	------

Step 16. Lock Option

For lock (L)

KA	keyed alike	-\$30
KC	keyed differently, chrome	+\$0
KD	keyed differently, black	+\$0

Credenza with 2" Base, Shared L2CFS.
Box/File



Product Information

Description

This shared credenza provides a 15"-wide box drawer and file drawer on each side of the unit. It can be used freestanding or with a structural support bracket to support the chase. Credenza is available with laminate or veneer case and laminate or veneer drawer fronts. It has a recessed 2"-high base, base with fronts to floor, or 2"-high feet with 1" leveling glides or casters. False back panel is optional.

Notes

Shared storage works best with Canvas Vista™ residing underneath the chase or any benching application between two users.

Box and file drawers have full-extension slides. File drawers accommodate front-to-back filing.

Actual credenza depth is 21 3/4"; actual width is 29 5/8"; actual height is 22".

Order optional accessories separately:

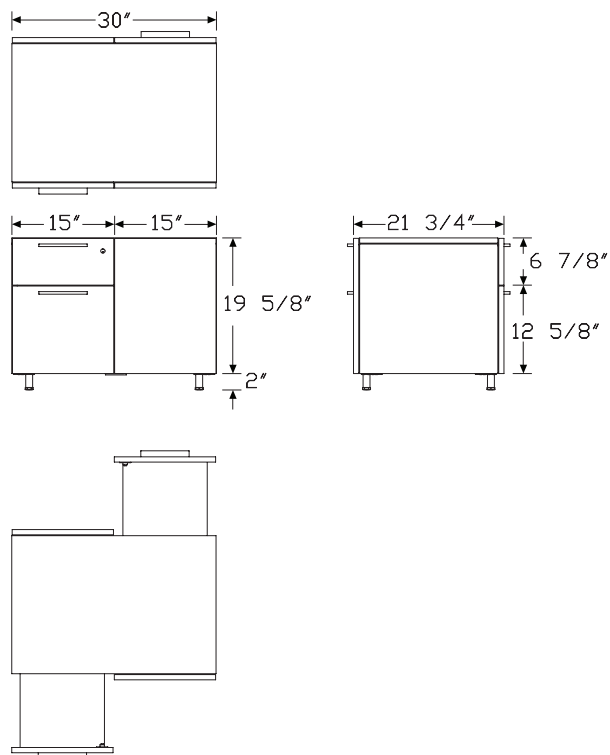
- Structural support, low storage to chase (FG292.1A)
- Add-on cushion top (FF891.)

Grain direction is vertical on front, side, and back panels.

For keyed-alike locks, order lock plugs separately. See keyed-alike information in appendices.

See planning guide for additional configuration information and dimensions.

Dimensions



Tu® Wood for Vista™

Credenza with 2" Base, Shared Box/File *continued*

Tu® Wood for Vista™

Specification Information		
Step 1.		
L2CFS.22	<input type="checkbox"/>	
Step 2. Width		
30	30" wide <input type="checkbox"/>	+\$2534
Step 3. Depth		
22	22" deep <input type="checkbox"/>	+\$0
Step 4. Base/Foot Height		
1	base	+\$21
3	base with fronts to floor <input type="checkbox"/>	+\$41
5	tube foot <input type="checkbox"/>	+\$102
9	c-foot	+\$132
Step 5. Configuration		
BFX	box/file, back panel - 15" wide modules <input type="checkbox"/>	+\$0
Step 6. Case Material		
L	laminate case material <input type="checkbox"/>	+\$0
V	veneer case material <input type="checkbox"/>	+\$1926
Step 7. Front Material		
L	laminate front material <input type="checkbox"/>	+\$0
V	veneer front material <input type="checkbox"/>	+\$710
Step 8. Pull Type		
A	arc pull	+\$0
K	bar pull	+\$0
U	flush pull	+\$0

Step 9. Case Finish		
<i>For laminate case material (L)</i>		
76	light brown walnut <input type="checkbox"/>	+\$0
8Q	folkstone grey <input type="checkbox"/>	+\$0
91	white <input type="checkbox"/>	+\$0
98	studio white <input type="checkbox"/>	+\$0
CL	cool grey neutral <input type="checkbox"/>	+\$0
G1	graphite <input type="checkbox"/>	+\$0
HM	natural maple <input type="checkbox"/>	+\$0
HP	light anigre <input type="checkbox"/>	+\$0
HX	aged cherry <input type="checkbox"/>	+\$0
HY	walnut on cherry <input type="checkbox"/>	+\$0
LA	light ash <input type="checkbox"/>	+\$0
LBA	clear on ash <input type="checkbox"/>	+\$0
LBB	oak on ash <input type="checkbox"/>	+\$0
LBC	walnut on ash <input type="checkbox"/>	+\$0
LBD	dark brown walnut <input type="checkbox"/>	+\$0
LBE	medium red walnut <input type="checkbox"/>	+\$0
LBF	neutral twill <input type="checkbox"/>	+\$0
LBG	sarum twill <input type="checkbox"/>	+\$0
LBH	earthen twill <input type="checkbox"/>	+\$0
LBJ	graphite twill <input type="checkbox"/>	+\$0
LBK	pewter mesh <input type="checkbox"/>	+\$0
LBL	steel mesh <input type="checkbox"/>	+\$0
LBM	crisp linen <input type="checkbox"/>	+\$0
LBN	classic linen <input type="checkbox"/>	+\$0
LBP	casual linen <input type="checkbox"/>	+\$0
LBQ	white twill <input type="checkbox"/>	+\$0
LBR	phantom ecru <input type="checkbox"/>	+\$0
LBS	phantom cocoa <input type="checkbox"/>	+\$0
LBU	medium matte walnut <input type="checkbox"/>	+\$0
LBV	warm grey teak <input type="checkbox"/>	+\$0
LU	soft white <input type="checkbox"/>	+\$0
WL	sandstone <input type="checkbox"/>	+\$0
WN	warm grey neutral <input type="checkbox"/>	+\$0
X1	chalk white <input type="checkbox"/>	+\$0

Credenza with 2" Base, Shared
Box/File *continued*

For veneer case material (V)

2U	light brown walnut <input type="checkbox"/>	+\$0
40	dark brown walnut <input type="checkbox"/>	+\$0
ED	aged cherry <input type="checkbox"/>	+\$0
EK	medium red walnut <input type="checkbox"/>	+\$0
EW	medium matte walnut <input type="checkbox"/>	+\$0
ET	clear on ash <input type="checkbox"/>	+\$0
EU	oak on ash <input type="checkbox"/>	+\$0
EV	walnut on ash <input type="checkbox"/>	+\$0
UL	natural maple <input type="checkbox"/>	+\$0
UX	walnut on cherry <input type="checkbox"/>	+\$0

Step 10. Front Finish

For laminate front material (L)

76	light brown walnut <input type="checkbox"/>	+\$0
8Q	folkstone grey <input type="checkbox"/>	+\$0
91	white <input type="checkbox"/>	+\$0
98	studio white <input type="checkbox"/>	+\$0
CL	cool grey neutral <input type="checkbox"/>	+\$0
G1	graphite <input type="checkbox"/>	+\$0
HM	natural maple <input type="checkbox"/>	+\$0
HP	light anigre <input type="checkbox"/>	+\$0
HX	aged cherry <input type="checkbox"/>	+\$0
HY	walnut on cherry <input type="checkbox"/>	+\$0
LA	light ash <input type="checkbox"/>	+\$0
LBA	clear on ash <input type="checkbox"/>	+\$0
LBB	oak on ash <input type="checkbox"/>	+\$0
LBC	walnut on ash <input type="checkbox"/>	+\$0
LBD	dark brown walnut <input type="checkbox"/>	+\$0
LBE	medium red walnut <input type="checkbox"/>	+\$0
LBF	neutral twill <input type="checkbox"/>	+\$0
LBG	sarum twill <input type="checkbox"/>	+\$0
LBH	earthen twill <input type="checkbox"/>	+\$0
LBJ	graphite twill <input type="checkbox"/>	+\$0
LBK	pewter mesh <input type="checkbox"/>	+\$0
LBL	steel mesh <input type="checkbox"/>	+\$0
LBM	crisp linen <input type="checkbox"/>	+\$0
LBN	classic linen <input type="checkbox"/>	+\$0
LBP	casual linen <input type="checkbox"/>	+\$0
LBQ	white twill <input type="checkbox"/>	+\$0
LBR	phantom ecru <input type="checkbox"/>	+\$0
LBS	phantom cocoa <input type="checkbox"/>	+\$0
LBU	medium matte walnut <input type="checkbox"/>	+\$0
LBV	warm grey teak <input type="checkbox"/>	+\$0
LU	soft white <input type="checkbox"/>	+\$0
WL	sandstone <input type="checkbox"/>	+\$0
WN	warm grey neutral <input type="checkbox"/>	+\$0

Tu® Wood for Vista™

Credenza with 2" Base, Shared Box/File *continued*

Tu® Wood for Vista™

For veneer front material (V)

2U	light brown walnut <input type="checkbox"/>	+\$0
40	dark brown walnut <input type="checkbox"/>	+\$0
ED	aged cherry <input type="checkbox"/>	+\$0
EK	medium red walnut <input type="checkbox"/>	+\$0
EW	medium matte walnut <input type="checkbox"/>	+\$0
ET	clear on ash <input type="checkbox"/>	+\$0
EU	oak on ash <input type="checkbox"/>	+\$0
EV	walnut on ash <input type="checkbox"/>	+\$0
UL	natural maple <input type="checkbox"/>	+\$0
UX	walnut on cherry <input type="checkbox"/>	+\$0

Step 11. Pull Finish

For arc pull (A)

NH	brushed nickel	+\$0
NK	black nickel	+\$0

Smooth Paint

For bar pull (K) or flush pull (U)

8Q	folkstone grey <input type="checkbox"/>	+\$0
91	white <input type="checkbox"/>	+\$0
98	studio white <input type="checkbox"/>	+\$0
G1	graphite <input type="checkbox"/>	+\$0
WL	sandstone <input type="checkbox"/>	+\$0

Metallic Paint

For bar pull (K) or flush pull (U)

CN	metallic champagne <input type="checkbox"/>	+\$0
MS	metallic silver <input type="checkbox"/>	+\$0

Sand Texture Paint

For bar pull (K) or flush pull (U)

79	green apple <input type="checkbox"/>	+\$15
BK	black <input type="checkbox"/>	+\$15
MY3	yellow oxide <input type="checkbox"/>	+\$15
RO	red <input type="checkbox"/>	+\$15
TRQ	turquoise <input type="checkbox"/>	+\$15

Step 12. Foot Finish

For tube foot (5) or c-foot (9)

Smooth Paint

8Q	folkstone grey <input type="checkbox"/>	+\$0
91	white <input type="checkbox"/>	+\$0
98	studio white <input type="checkbox"/>	+\$0
CL	cool grey neutral <input type="checkbox"/>	+\$0
WL	sandstone <input type="checkbox"/>	+\$0
WN	warm grey neutral <input type="checkbox"/>	+\$0

Metallic Paint

CN	metallic champagne <input type="checkbox"/>	+\$0
EH	metallic bronze <input type="checkbox"/>	+\$0
MS	metallic silver <input type="checkbox"/>	+\$0

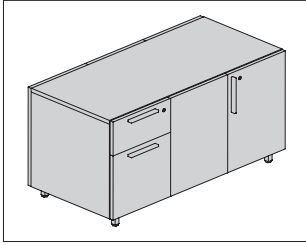
Sand Texture Paint

BK	black <input type="checkbox"/>	+\$0
G1	graphite <input type="checkbox"/>	+\$0

Step 13. Lock Option

KA	keyed alike	-\$20
KC	keyed differently, chrome	+\$0
KD	keyed differently, black	+\$0

Credenza with 2" Base, Shared L2CFS.
Box/File + Half-Depth Door



Product Information

Description

This shared credenza provides 2 configurations of 15"- and 18"-wide box drawer, file drawer, and cabinet modules on each side of the unit. It can be used freestanding or with a structural support bracket to support the chase. Credenza is available with laminate or veneer case and laminate or veneer fronts. It has a recessed 2"-high base, base with fronts to floor, or 2"-high feet with 1" leveling glides or casters. False back panel is optional.

Notes

Shared storage works best with Canvas Vista™ residing underneath the chase or any benching application between two users.

Box and file drawers have full-extension slides. File drawers accommodate front-to-back filing.

Actual credenza depth is 21 3/4"; actual height is 22".

Actual credenza widths are:

Nominal—Actual

45" — 44 1/2"

48" — 47 3/4"

Order optional accessories separately:

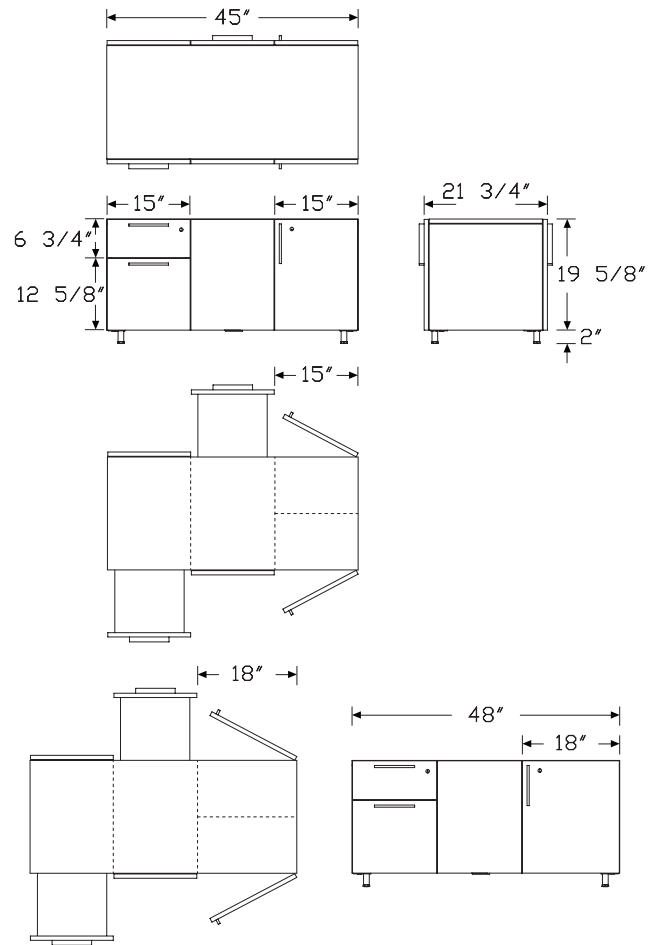
- Structural support, low storage to chase (FG292.1A)
- Add-on cushion top (FF891.)

Grain direction is vertical on front, side, and back panels.

For keyed-alike locks, order lock plugs separately. See keyed-alike information in appendices.

See planning guide for additional configuration information and dimensions.

Dimensions



Tu® Wood for Vista™

Credenza with 2" Base, Shared Box/File + Half-Depth Door *continued*

Tu® Wood for Vista™

Specification Information		
Step 1.		
L2CFS.23	<input type="checkbox"/>	
Step 2. Width		
45	45" wide <input type="checkbox"/>	+\$3269
48	48" wide <input type="checkbox"/>	+\$3294
Step 3. Depth		
22	22" deep <input type="checkbox"/>	+\$0
Step 4. Base/Foot Height		
1	base	+\$21
3	base with fronts to floor <input type="checkbox"/>	+\$41
5	tube foot <input type="checkbox"/>	+\$102
9	c-foot	+\$132
Step 5. Configuration		
<i>For 45" wide (45)</i>		
BX5	box/file, back panel - 15" wide modules, half-depth door - 15" wide module <input type="checkbox"/>	+\$0
<i>For 48" wide (48)</i>		
BX8	box/file, back panel - 15" wide modules, half-depth door - 18" wide module <input type="checkbox"/>	+\$0
Step 6. Case Material		
L	laminate case material <input type="checkbox"/>	+\$0
V	vener case material <input type="checkbox"/>	+\$2787
Step 7. Front Material		
L	laminate front material <input type="checkbox"/>	+\$0
V	vener front material <input type="checkbox"/>	+\$862
Step 8. Pull Type		
A	arc pull	+\$0
K	bar pull	+\$0
U	flush pull	+\$0

Step 9. Case Finish		
<i>For laminate case material (L)</i>		
76	light brown walnut <input type="checkbox"/>	+\$0
8Q	folkstone grey <input type="checkbox"/>	+\$0
91	white <input type="checkbox"/>	+\$0
98	studio white <input type="checkbox"/>	+\$0
CL	cool grey neutral <input type="checkbox"/>	+\$0
G1	graphite <input type="checkbox"/>	+\$0
HM	natural maple <input type="checkbox"/>	+\$0
HP	light anigre <input type="checkbox"/>	+\$0
HX	aged cherry <input type="checkbox"/>	+\$0
HY	walnut on cherry <input type="checkbox"/>	+\$0
LA	light ash <input type="checkbox"/>	+\$0
LBA	clear on ash <input type="checkbox"/>	+\$0
LBB	oak on ash <input type="checkbox"/>	+\$0
LBC	walnut on ash <input type="checkbox"/>	+\$0
LBD	dark brown walnut <input type="checkbox"/>	+\$0
LBE	medium red walnut <input type="checkbox"/>	+\$0
LBF	neutral twill <input type="checkbox"/>	+\$0
LBG	sarum twill <input type="checkbox"/>	+\$0
LBH	earthen twill <input type="checkbox"/>	+\$0
LBJ	graphite twill <input type="checkbox"/>	+\$0
LBK	pewter mesh <input type="checkbox"/>	+\$0
LBL	steel mesh <input type="checkbox"/>	+\$0
LBM	crisp linen <input type="checkbox"/>	+\$0
LBN	classic linen <input type="checkbox"/>	+\$0
LBP	casual linen <input type="checkbox"/>	+\$0
LBQ	white twill <input type="checkbox"/>	+\$0
LBR	phantom ecru <input type="checkbox"/>	+\$0
LBS	phantom cocoa <input type="checkbox"/>	+\$0
LBU	medium matte walnut <input type="checkbox"/>	+\$0
LBV	warm grey teak <input type="checkbox"/>	+\$0
LU	soft white <input type="checkbox"/>	+\$0
WL	sandstone <input type="checkbox"/>	+\$0
WN	warm grey neutral <input type="checkbox"/>	+\$0

Credenza with 2" Base, Shared
Box/File + Half-Depth Door *continued*

For veneer case material (V)

2U	light brown walnut <input type="checkbox"/>	+\$0
40	dark brown walnut <input type="checkbox"/>	+\$0
ED	aged cherry <input type="checkbox"/>	+\$0
EK	medium red walnut <input type="checkbox"/>	+\$0
EW	medium matte walnut <input type="checkbox"/>	+\$0
ET	clear on ash <input type="checkbox"/>	+\$0
EU	oak on ash <input type="checkbox"/>	+\$0
EV	walnut on ash <input type="checkbox"/>	+\$0
UL	natural maple <input type="checkbox"/>	+\$0
UX	walnut on cherry <input type="checkbox"/>	+\$0

Step 10. Front Finish

For laminate front material (L)

76	light brown walnut <input type="checkbox"/>	+\$0
8Q	folkstone grey <input type="checkbox"/>	+\$0
91	white <input type="checkbox"/>	+\$0
98	studio white <input type="checkbox"/>	+\$0
CL	cool grey neutral <input type="checkbox"/>	+\$0
G1	graphite <input type="checkbox"/>	+\$0
HM	natural maple <input type="checkbox"/>	+\$0
HP	light anigre <input type="checkbox"/>	+\$0
HX	aged cherry <input type="checkbox"/>	+\$0
HY	walnut on cherry <input type="checkbox"/>	+\$0
LA	light ash <input type="checkbox"/>	+\$0
LBA	clear on ash <input type="checkbox"/>	+\$0
LBB	oak on ash <input type="checkbox"/>	+\$0
LBC	walnut on ash <input type="checkbox"/>	+\$0
LBD	dark brown walnut <input type="checkbox"/>	+\$0
LBE	medium red walnut <input type="checkbox"/>	+\$0
LBF	neutral twill <input type="checkbox"/>	+\$0
LBG	sarum twill <input type="checkbox"/>	+\$0
LBH	earthen twill <input type="checkbox"/>	+\$0
LBJ	graphite twill <input type="checkbox"/>	+\$0
LBK	pewter mesh <input type="checkbox"/>	+\$0
LBL	steel mesh <input type="checkbox"/>	+\$0
LBM	crisp linen <input type="checkbox"/>	+\$0
LBN	classic linen <input type="checkbox"/>	+\$0
LBP	casual linen <input type="checkbox"/>	+\$0
LBQ	white twill <input type="checkbox"/>	+\$0
LBR	phantom ecru <input type="checkbox"/>	+\$0
LBS	phantom cocoa <input type="checkbox"/>	+\$0
LBU	medium matte walnut <input type="checkbox"/>	+\$0
LBV	warm grey teak <input type="checkbox"/>	+\$0
LU	soft white <input type="checkbox"/>	+\$0
WL	sandstone <input type="checkbox"/>	+\$0
WN	warm grey neutral <input type="checkbox"/>	+\$0
X1	chalk white <input type="checkbox"/>	+\$0

Tu® Wood for Vista™

Credenza with 2" Base, Shared
Box/File + Half-Depth Door *continued*

Tu® Wood for Vista™

<i>For veneer front material (V)</i>		
2U	light brown walnut <input type="checkbox"/>	+\$0
40	dark brown walnut <input type="checkbox"/>	+\$0
ED	aged cherry <input type="checkbox"/>	+\$0
EK	medium red walnut <input type="checkbox"/>	+\$0
EW	medium matte walnut <input type="checkbox"/>	+\$0
ET	clear on ash <input type="checkbox"/>	+\$0
EU	oak on ash <input type="checkbox"/>	+\$0
EV	walnut on ash <input type="checkbox"/>	+\$0
UL	natural maple <input type="checkbox"/>	+\$0
UX	walnut on cherry <input type="checkbox"/>	+\$0

Step 11. Pull Finish

<i>For arc pull (A)</i>		
NH	brushed nickel	+\$0
NK	black nickel	+\$0

Smooth Paint

<i>For bar pull (K) or flush pull (U)</i>		
8Q	folkstone grey <input type="checkbox"/>	+\$0
91	white <input type="checkbox"/>	+\$0
98	studio white <input type="checkbox"/>	+\$0
G1	graphite <input type="checkbox"/>	+\$0
WL	sandstone <input type="checkbox"/>	+\$0

Metallic Paint

<i>For bar pull (K) or flush pull (U)</i>		
CN	metallic champagne <input type="checkbox"/>	+\$0
MS	metallic silver <input type="checkbox"/>	+\$0

Sand Texture Paint

<i>For bar pull (K) or flush pull (U)</i>		
79	green apple <input type="checkbox"/>	+\$15
BK	black <input type="checkbox"/>	+\$15
MY3	yellow oxide <input type="checkbox"/>	+\$15
RO	red <input type="checkbox"/>	+\$15
TRQ	turquoise <input type="checkbox"/>	+\$15

Step 12. Foot Finish
For tube foot (5) or c-foot (9)

Smooth Paint		
8Q	folkstone grey <input type="checkbox"/>	+\$0
91	white <input type="checkbox"/>	+\$0
98	studio white <input type="checkbox"/>	+\$0
CL	cool grey neutral <input type="checkbox"/>	+\$0
WL	sandstone <input type="checkbox"/>	+\$0
WN	warm grey neutral <input type="checkbox"/>	+\$0

Metallic Paint

CN	metallic champagne <input type="checkbox"/>	+\$0
EH	metallic bronze <input type="checkbox"/>	+\$0
MS	metallic silver <input type="checkbox"/>	+\$0

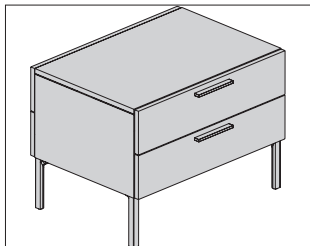
Sand Texture Paint

BK	black <input type="checkbox"/>	+\$0
G1	graphite <input type="checkbox"/>	+\$0

Step 13. Lock Option

KA	keyed alike	-\$40
KC	keyed differently, chrome	+\$0
KD	keyed differently, black	+\$0

Credenza with 8" Base, Shared 1 L2CFS. Module



Product Information

Description

This shared credenza provides a 30"-wide box drawer and tip-out bin module on each side of the unit. It can be used freestanding or with a structural support bracket to support the chase. Credenza is available with laminate or veneer case and laminate or veneer drawer fronts and has 8"-high feet with 1 1/2" leveling glides. Locks are optional.

Notes

Shared storage works best with Canvas Vista™ residing underneath the chase or any benching application between two users.

Box drawers have full-extension slides.

Actual credenza depth is 21 3/4"; actual width is 29 7/8"; actual height is 22".

Order optional accessories separately:

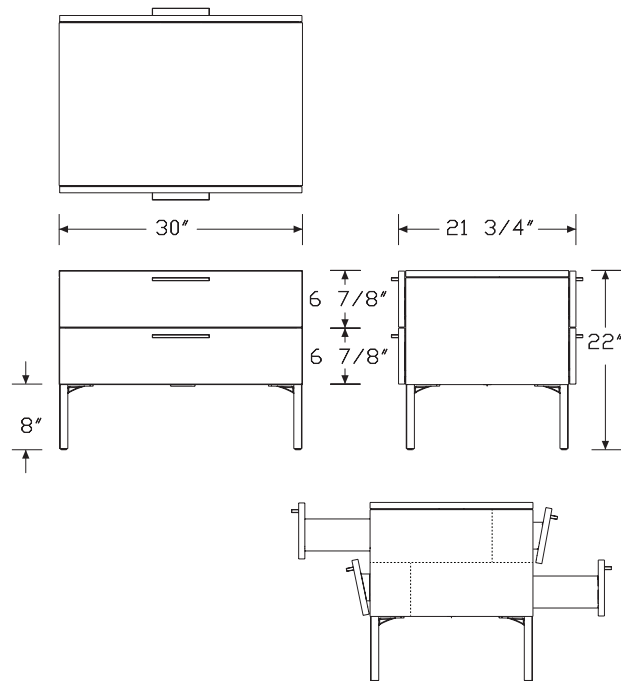
- Structural support, low storage to chase (FG292.1A)
- Add-on cushion top (FF891.)

Grain direction is vertical on front and side panels.

For keyed-alike locks, order lock plugs separately. See keyed-alike information in appendices.

See planning guide for additional configuration information and dimensions.

Dimensions



Tu® Wood for Vista™

Credenza with 8" Base, Shared 1 Module *continued*

Tu® Wood for Vista™

Specification Information		
Step 1.		
L2CFS.81	<input type="checkbox"/>	
Step 2. Width		
30	30" wide <input type="checkbox"/>	+\$2838
Step 3. Depth		
22	22" deep <input type="checkbox"/>	+\$0
Step 4. Base/Foot Height		
8	8" foot <input type="checkbox"/>	+\$0
Step 5. Configuration		
1B	box/tip-out tray with liner - 30" wide module <input type="checkbox"/>	+\$0
Step 6. Case Material		
L	laminate case material <input type="checkbox"/>	+\$0
V	vener case material <input type="checkbox"/>	+\$1926
Step 7. Front Material		
L	laminate front material <input type="checkbox"/>	+\$0
V	vener front material <input type="checkbox"/>	+\$609
Step 8. Pull Type		
A	arc pull	+\$0
K	bar pull	+\$0
U	flush pull	+\$0
Step 9. Lock		
L	lock <input type="checkbox"/>	+\$0
N	no lock <input type="checkbox"/>	-\$100

Step 10. Case Finish		
<i>For laminate case material (L)</i>		
76	light brown walnut <input type="checkbox"/>	+\$0
8Q	folkstone grey <input type="checkbox"/>	+\$0
91	white <input type="checkbox"/>	+\$0
98	studio white <input type="checkbox"/>	+\$0
CL	cool grey neutral <input type="checkbox"/>	+\$0
G1	graphite <input type="checkbox"/>	+\$0
HM	natural maple <input type="checkbox"/>	+\$0
HP	light anigre <input type="checkbox"/>	+\$0
HX	aged cherry <input type="checkbox"/>	+\$0
HY	walnut on cherry <input type="checkbox"/>	+\$0
LA	light ash <input type="checkbox"/>	+\$0
LBA	clear on ash <input type="checkbox"/>	+\$0
LBB	oak on ash <input type="checkbox"/>	+\$0
LBC	walnut on ash <input type="checkbox"/>	+\$0
LBD	dark brown walnut <input type="checkbox"/>	+\$0
LBE	medium red walnut <input type="checkbox"/>	+\$0
LBF	neutral twill <input type="checkbox"/>	+\$0
LBG	sarum twill <input type="checkbox"/>	+\$0
LBH	earthen twill <input type="checkbox"/>	+\$0
LBJ	graphite twill <input type="checkbox"/>	+\$0
LBK	pewter mesh <input type="checkbox"/>	+\$0
LBL	steel mesh <input type="checkbox"/>	+\$0
LBM	crisp linen <input type="checkbox"/>	+\$0
LBN	classic linen <input type="checkbox"/>	+\$0
LBP	casual linen <input type="checkbox"/>	+\$0
LBQ	white twill <input type="checkbox"/>	+\$0
LBR	phantom ecru <input type="checkbox"/>	+\$0
LBS	phantom cocoa <input type="checkbox"/>	+\$0
LBU	medium matte walnut <input type="checkbox"/>	+\$0
LBV	warm grey teak <input type="checkbox"/>	+\$0
LU	soft white <input type="checkbox"/>	+\$0
WL	sandstone <input type="checkbox"/>	+\$0
WN	warm grey neutral <input type="checkbox"/>	+\$0

Credenza with 8" Base, Shared 1
Module *continued*

For veneer case material (V)

2U	light brown walnut <input type="checkbox"/>	+\$0
40	dark brown walnut <input type="checkbox"/>	+\$0
ED	aged cherry <input type="checkbox"/>	+\$0
EK	medium red walnut <input type="checkbox"/>	+\$0
ET	clear on ash <input type="checkbox"/>	+\$0
EU	oak on ash <input type="checkbox"/>	+\$0
EV	walnut on ash <input type="checkbox"/>	+\$0
EW	medium matte walnut <input type="checkbox"/>	+\$0
UL	natural maple <input type="checkbox"/>	+\$0
UX	walnut on cherry <input type="checkbox"/>	+\$0

Step 11. Front Finish

For laminate front material (L)

76	light brown walnut <input type="checkbox"/>	+\$0
8Q	folkstone grey <input type="checkbox"/>	+\$0
91	white <input type="checkbox"/>	+\$0
98	studio white <input type="checkbox"/>	+\$0
CL	cool grey neutral <input type="checkbox"/>	+\$0
G1	graphite <input type="checkbox"/>	+\$0
HM	natural maple <input type="checkbox"/>	+\$0
HP	light anigre <input type="checkbox"/>	+\$0
HX	aged cherry <input type="checkbox"/>	+\$0
HY	walnut on cherry <input type="checkbox"/>	+\$0
LA	light ash <input type="checkbox"/>	+\$0
LBA	clear on ash <input type="checkbox"/>	+\$0
LBB	oak on ash <input type="checkbox"/>	+\$0
LBC	walnut on ash <input type="checkbox"/>	+\$0
LBD	dark brown walnut <input type="checkbox"/>	+\$0
LBE	medium red walnut <input type="checkbox"/>	+\$0
LBF	neutral twill <input type="checkbox"/>	+\$0
LBG	sarum twill <input type="checkbox"/>	+\$0
LBH	earthen twill <input type="checkbox"/>	+\$0
LBJ	graphite twill <input type="checkbox"/>	+\$0
LBK	pewter mesh <input type="checkbox"/>	+\$0
LBL	steel mesh <input type="checkbox"/>	+\$0
LBM	crisp linen <input type="checkbox"/>	+\$0
LBN	classic linen <input type="checkbox"/>	+\$0
LBP	casual linen <input type="checkbox"/>	+\$0
LBQ	white twill <input type="checkbox"/>	+\$0
LBR	phantom ecru <input type="checkbox"/>	+\$0
LBS	phantom cocoa <input type="checkbox"/>	+\$0
LBU	medium matte walnut <input type="checkbox"/>	+\$0
LBV	warm grey teak <input type="checkbox"/>	+\$0
LU	soft white <input type="checkbox"/>	+\$0
WL	sandstone <input type="checkbox"/>	+\$0
WN	warm grey neutral <input type="checkbox"/>	+\$0

Tu® Wood for Vista™

Credenza with 8" Base, Shared 1 Module *continued*

Tu® Wood for Vista™

For veneer front material (V)

2U	light brown walnut <input type="checkbox"/>	+\$0
40	dark brown walnut <input type="checkbox"/>	+\$0
ED	aged cherry <input type="checkbox"/>	+\$0
EK	medium red walnut <input type="checkbox"/>	+\$0
ET	clear on ash <input type="checkbox"/>	+\$0
EU	oak on ash <input type="checkbox"/>	+\$0
EV	walnut on ash <input type="checkbox"/>	+\$0
EW	medium matte walnut <input type="checkbox"/>	+\$0
UL	natural maple <input type="checkbox"/>	+\$0
UX	walnut on cherry <input type="checkbox"/>	+\$0

Step 12. Pull Finish

For arc pull (A)

NH	brushed nickel	+\$0
NK	black nickel	+\$0

Smooth Paint

For bar pull (K) or flush pull (L)

8Q	folkstone grey <input type="checkbox"/>	+\$0
91	white <input type="checkbox"/>	+\$0
98	studio white <input type="checkbox"/>	+\$0
G1	graphite <input type="checkbox"/>	+\$0
WL	sandstone <input type="checkbox"/>	+\$0

Metallic Paint

For bar pull (K) or flush pull (L)

CN	metallic champagne <input type="checkbox"/>	+\$0
MS	metallic silver <input type="checkbox"/>	+\$0

Sand Texture Paint

For bar pull (K) or flush pull (L)

79	green apple <input type="checkbox"/>	+\$15
BK	black <input type="checkbox"/>	+\$15
MY3	yellow oxide <input type="checkbox"/>	+\$15
RO	red <input type="checkbox"/>	+\$15
TRQ	turquoise <input type="checkbox"/>	+\$15

Step 13. Foot Finish

Smooth Paint

8Q	folkstone grey <input type="checkbox"/>	+\$0
91	white <input type="checkbox"/>	+\$0
98	studio white <input type="checkbox"/>	+\$0
CL	cool grey neutral <input type="checkbox"/>	+\$0
WL	sandstone <input type="checkbox"/>	+\$0
WN	warm grey neutral <input type="checkbox"/>	+\$0

Metallic Paint

CN	metallic champagne <input type="checkbox"/>	+\$0
EH	metallic bronze <input type="checkbox"/>	+\$0
MS	metallic silver <input type="checkbox"/>	+\$0

Sand Texture Paint

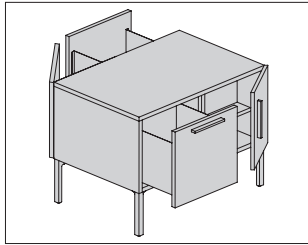
BK	black <input type="checkbox"/>	+\$0
G1	graphite <input type="checkbox"/>	+\$0

Step 14. Lock Option

For lock (L)

KA	keyed alike	-\$40
KC	keyed differently, chrome	+\$0
KD	keyed differently, black	+\$0

Credenza with 8" Base, Shared 2 L2CFS. Module



Product Information

Description

This shared credenza provides 3 configurations of 15"-wide file drawer, cabinet, and medicine cabinet modules on each side of the unit. It can be used freestanding or with a structural support bracket to support the chase. Credenza is available with laminate or veneer case and laminate or veneer fronts and has 8"-high feet with 1/2" leveling glides. Locks are optional.

Notes

Shared storage works best with Canvas Vista™ residing underneath the chase or any benching application between two users.

File drawers have full-extension slides and accommodate front-to-back filing.

Actual credenza depth is 21 3/4"; actual width is 29 5/8"; actual height is 22".

Order optional accessories separately:

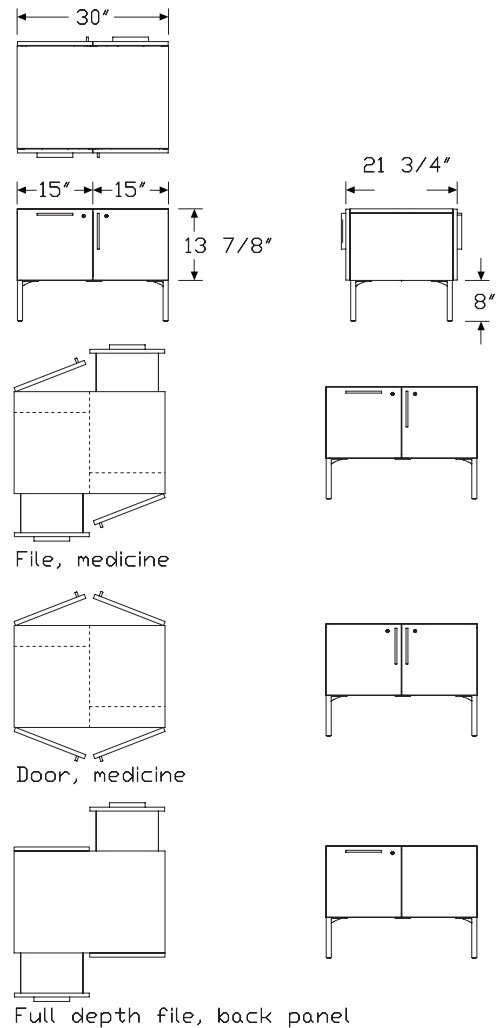
- Structural support, low storage to chase (FG292.1A)
- Add-on cushion top (FF891.)

Grain direction is vertical on front and side panels.

For keyed-alike locks, order lock plugs separately. See keyed-alike information in appendices.

See planning guide for additional configuration information and dimensions.

Dimensions



Credenza with 8" Base, Shared 2 Module *continued*

Tu® Wood for Vista™

Specification Information		
Step 1.		
L2CFS.82	<input type="checkbox"/>	
Step 2. Width		
30	30" wide <input type="checkbox"/>	+\$2200
Step 3. Depth		
22	22" deep <input type="checkbox"/>	+\$0
Step 4. Base/Foot Height		
8	8" foot <input type="checkbox"/>	+\$0
Step 5. Configuration		
FX	full depth file, back panel - 15" wide modules <input type="checkbox"/>	+\$0
FM	file, medicine - 15" wide modules <input type="checkbox"/>	+\$249
DM	door, medicine - 15" wide modules <input type="checkbox"/>	+\$82
Step 6. Case Material		
L	laminate case material <input type="checkbox"/>	+\$0
V	vener case material <input type="checkbox"/>	+\$1926
Step 7. Front Material		
L	laminate front material <input type="checkbox"/>	+\$0
V	vener front material <input type="checkbox"/>	+\$609
Step 8. Pull Type		
A	arc pull	+\$0
K	bar pull	+\$0
U	flush pull	+\$0
Step 9. Lock		
L	lock <input type="checkbox"/>	+\$0
N	no lock <input type="checkbox"/>	-\$100

Step 10. Case Finish		
<i>For laminate case material (L)</i>		
76	light brown walnut <input type="checkbox"/>	+\$0
8Q	folkstone grey <input type="checkbox"/>	+\$0
91	white <input type="checkbox"/>	+\$0
98	studio white <input type="checkbox"/>	+\$0
CL	cool grey neutral <input type="checkbox"/>	+\$0
G1	graphite <input type="checkbox"/>	+\$0
HM	natural maple <input type="checkbox"/>	+\$0
HP	light anigre <input type="checkbox"/>	+\$0
HX	aged cherry <input type="checkbox"/>	+\$0
HY	walnut on cherry <input type="checkbox"/>	+\$0
LA	light ash <input type="checkbox"/>	+\$0
LBA	clear on ash <input type="checkbox"/>	+\$0
LBB	oak on ash <input type="checkbox"/>	+\$0
LBC	walnut on ash <input type="checkbox"/>	+\$0
LBD	dark brown walnut <input type="checkbox"/>	+\$0
LBE	medium red walnut <input type="checkbox"/>	+\$0
LBF	neutral twill <input type="checkbox"/>	+\$0
LBG	sarum twill <input type="checkbox"/>	+\$0
LBH	earthen twill <input type="checkbox"/>	+\$0
LBJ	graphite twill <input type="checkbox"/>	+\$0
LBK	pewter mesh <input type="checkbox"/>	+\$0
LBL	steel mesh <input type="checkbox"/>	+\$0
LBM	crisp linen <input type="checkbox"/>	+\$0
LBN	classic linen <input type="checkbox"/>	+\$0
LBP	casual linen <input type="checkbox"/>	+\$0
LBQ	white twill <input type="checkbox"/>	+\$0
LBR	phantom ecru <input type="checkbox"/>	+\$0
LBS	phantom cocoa <input type="checkbox"/>	+\$0
LBU	medium matte walnut <input type="checkbox"/>	+\$0
LBV	warm grey teak <input type="checkbox"/>	+\$0
LU	soft white <input type="checkbox"/>	+\$0
WL	sandstone <input type="checkbox"/>	+\$0
WN	warm grey neutral <input type="checkbox"/>	+\$0

Credenza with 8" Base, Shared 2 Module *continued*

For veneer case material (V)

2U	light brown walnut <input type="checkbox"/>	+\$0
40	dark brown walnut <input type="checkbox"/>	+\$0
ED	aged cherry <input type="checkbox"/>	+\$0
EK	medium red walnut <input type="checkbox"/>	+\$0
ET	clear on ash <input type="checkbox"/>	+\$0
EU	oak on ash <input type="checkbox"/>	+\$0
EV	walnut on ash <input type="checkbox"/>	+\$0
EW	medium matte walnut <input type="checkbox"/>	+\$0
UL	natural maple <input type="checkbox"/>	+\$0
UX	walnut on cherry <input type="checkbox"/>	+\$0

Step 11. Front Finish

For laminate front material (L)

76	light brown walnut <input type="checkbox"/>	+\$0
8Q	folkstone grey <input type="checkbox"/>	+\$0
91	white <input type="checkbox"/>	+\$0
98	studio white <input type="checkbox"/>	+\$0
CL	cool grey neutral <input type="checkbox"/>	+\$0
G1	graphite <input type="checkbox"/>	+\$0
HM	natural maple <input type="checkbox"/>	+\$0
HP	light anigre <input type="checkbox"/>	+\$0
HX	aged cherry <input type="checkbox"/>	+\$0
HY	walnut on cherry <input type="checkbox"/>	+\$0
LA	light ash <input type="checkbox"/>	+\$0
LBA	clear on ash <input type="checkbox"/>	+\$0
LBB	oak on ash <input type="checkbox"/>	+\$0
LBC	walnut on ash <input type="checkbox"/>	+\$0
LBD	dark brown walnut <input type="checkbox"/>	+\$0
LBE	medium red walnut <input type="checkbox"/>	+\$0
LBF	neutral twill <input type="checkbox"/>	+\$0
LBG	sarum twill <input type="checkbox"/>	+\$0
LBH	earthen twill <input type="checkbox"/>	+\$0
LBJ	graphite twill <input type="checkbox"/>	+\$0
LBK	pewter mesh <input type="checkbox"/>	+\$0
LBL	steel mesh <input type="checkbox"/>	+\$0
LBM	crisp linen <input type="checkbox"/>	+\$0
LBN	classic linen <input type="checkbox"/>	+\$0
LBP	casual linen <input type="checkbox"/>	+\$0
LBQ	white twill <input type="checkbox"/>	+\$0
LBR	phantom ecru <input type="checkbox"/>	+\$0
LBS	phantom cocoa <input type="checkbox"/>	+\$0
LBU	medium matte walnut <input type="checkbox"/>	+\$0
LBV	warm grey teak <input type="checkbox"/>	+\$0
LU	soft white <input type="checkbox"/>	+\$0
WL	sandstone <input type="checkbox"/>	+\$0
WN	warm grey neutral <input type="checkbox"/>	+\$0

Credenza with 8" Base, Shared 2 Module *continued*

Tu® Wood for Vista™

For veneer front material (V)

2U	light brown walnut <input type="checkbox"/>	+\$0
40	dark brown walnut <input type="checkbox"/>	+\$0
ED	aged cherry <input type="checkbox"/>	+\$0
EK	medium red walnut <input type="checkbox"/>	+\$0
ET	clear on ash <input type="checkbox"/>	+\$0
EU	oak on ash <input type="checkbox"/>	+\$0
EV	walnut on ash <input type="checkbox"/>	+\$0
EW	medium matte walnut <input type="checkbox"/>	+\$0
UL	natural maple <input type="checkbox"/>	+\$0
UX	walnut on cherry <input type="checkbox"/>	+\$0

Step 12. Pull Finish

For arc pull (A)

NH	brushed nickel	+\$0
NK	black nickel	+\$0

Smooth Paint

For bar pull (K) or flush pull (L)

8Q	folkstone grey <input type="checkbox"/>	+\$0
91	white <input type="checkbox"/>	+\$0
98	studio white <input type="checkbox"/>	+\$0
G1	graphite <input type="checkbox"/>	+\$0
WL	sandstone <input type="checkbox"/>	+\$0

Metallic Paint

For bar pull (K) or flush pull (L)

CN	metallic champagne <input type="checkbox"/>	+\$0
MS	metallic silver <input type="checkbox"/>	+\$0

Sand Texture Paint

For bar pull (K) or flush pull (L)

79	green apple <input type="checkbox"/>	+\$15
BK	black <input type="checkbox"/>	+\$15
MY3	yellow oxide <input type="checkbox"/>	+\$15
RO	red <input type="checkbox"/>	+\$15
TRQ	turquoise <input type="checkbox"/>	+\$15

Step 13. Foot Finish

Smooth Paint

8Q	folkstone grey <input type="checkbox"/>	+\$0
91	white <input type="checkbox"/>	+\$0
98	studio white <input type="checkbox"/>	+\$0
CL	cool grey neutral <input type="checkbox"/>	+\$0
WL	sandstone <input type="checkbox"/>	+\$0
WN	warm grey neutral <input type="checkbox"/>	+\$0

Metallic Paint

CN	metallic champagne <input type="checkbox"/>	+\$0
EH	metallic bronze <input type="checkbox"/>	+\$0
MS	metallic silver <input type="checkbox"/>	+\$0

Sand Texture Paint

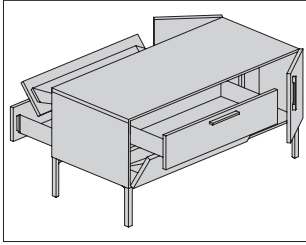
BK	black <input type="checkbox"/>	+\$0
G1	graphite <input type="checkbox"/>	+\$0

Step 14. Lock Option

For lock (L)

KA	keyed alike	-\$40
KC	keyed differently, chrome	+\$0
KD	keyed differently, black	+\$0

Credenza with 8" Base, Shared 2 L2CFS.
Module - 45" Wide



Product Information

Description

This shared credenza provides 2 configurations of 15"- and 30"-wide box drawer, tip-out tray, cabinet, and tip-out bin modules on each side of the unit. It can be used freestanding or with a structural support bracket to support the chase. Credenza is available with laminate or veneer case and laminate or veneer fronts and has 8"-high feet with 1 1/2" leveling glides. Locks are optional.

Notes

Shared storage works best with Canvas Vista™ residing underneath the chase or any benching application between two users.

Box drawers have full-extension slides.

Actual credenza depth is 21 3/4"; actual width is 44 3/4"; actual height is 22".

Order optional accessories separately:

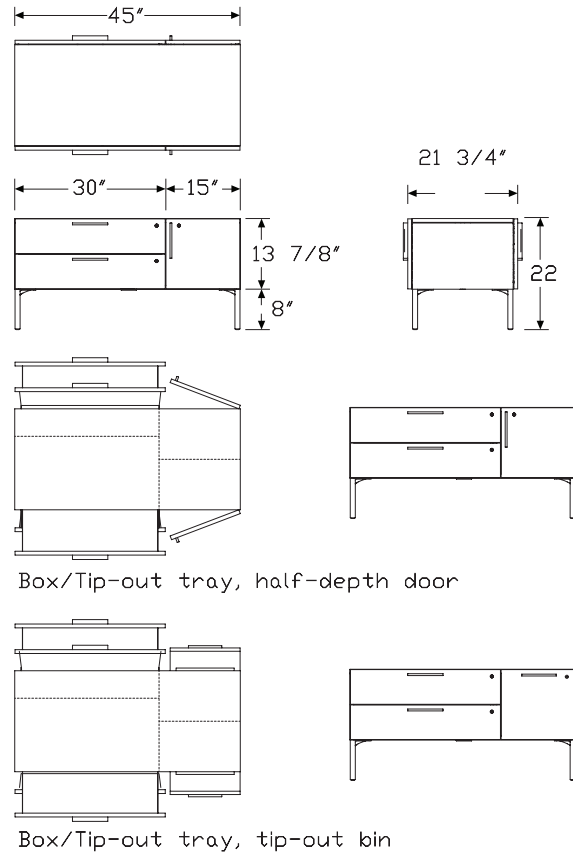
- Structural support, low storage to chase (FG292.1A)
- Add-on cushion top (FF891.)

Grain direction is vertical on front and side panels.

For keyed-alike locks, order lock plugs separately. See keyed-alike information in appendices.

See planning guide for additional configuration information and dimensions.

Dimensions



Tu® Wood for Vista™

Credenza with 8" Base, Shared 2 Module - 45" Wide *continued*

Tu® Wood for Vista™

Specification Information		
Step 1.		
L2CFS.82	<input type="checkbox"/>	
Step 2. Width		
45	45" wide <input type="checkbox"/>	+\$3456
Step 3. Depth		
22	22" deep <input type="checkbox"/>	+\$0
Step 4. Base/Foot Height		
8	8" foot <input type="checkbox"/>	+\$0
Step 5. Configuration		
1B2	box/tip-out tray with liner - 30" wide module, tip-out bin - 15" wide module <input type="checkbox"/>	+\$234
1BD	box/tip-out tray with liner - 30" wide module, half-depth door- 15" wide module <input type="checkbox"/>	+\$0
Step 6. Case Material		
L	laminate case material <input type="checkbox"/>	+\$0
V	veneer case material <input type="checkbox"/>	+\$2179
Step 7. Front Material		
L	laminate front material <input type="checkbox"/>	+\$0
V	veneer front material <input type="checkbox"/>	+\$761
Step 8. Pull Type		
A	arc pull	+\$0
K	bar pull	+\$0
U	flush pull	+\$0
Step 9. Lock		
L	lock <input type="checkbox"/>	+\$0
N	no lock <input type="checkbox"/>	-\$150

Step 10. Case Finish		
<i>For laminate case material (L)</i>		
76	light brown walnut <input type="checkbox"/>	+\$0
8Q	folkstone grey <input type="checkbox"/>	+\$0
91	white <input type="checkbox"/>	+\$0
98	studio white <input type="checkbox"/>	+\$0
CL	cool grey neutral <input type="checkbox"/>	+\$0
G1	graphite <input type="checkbox"/>	+\$0
HM	natural maple <input type="checkbox"/>	+\$0
HP	light anigre <input type="checkbox"/>	+\$0
HX	aged cherry <input type="checkbox"/>	+\$0
HY	walnut on cherry <input type="checkbox"/>	+\$0
LA	light ash <input type="checkbox"/>	+\$0
LBA	clear on ash <input type="checkbox"/>	+\$0
LBB	oak on ash <input type="checkbox"/>	+\$0
LBC	walnut on ash <input type="checkbox"/>	+\$0
LBD	dark brown walnut <input type="checkbox"/>	+\$0
LBE	medium red walnut <input type="checkbox"/>	+\$0
LBF	neutral twill <input type="checkbox"/>	+\$0
LBG	sarum twill <input type="checkbox"/>	+\$0
LBH	earthen twill <input type="checkbox"/>	+\$0
LBJ	graphite twill <input type="checkbox"/>	+\$0
LBK	pewter mesh <input type="checkbox"/>	+\$0
LBL	steel mesh <input type="checkbox"/>	+\$0
LBM	crisp linen <input type="checkbox"/>	+\$0
LBN	classic linen <input type="checkbox"/>	+\$0
LBP	casual linen <input type="checkbox"/>	+\$0
LBQ	white twill <input type="checkbox"/>	+\$0
LBR	phantom ecru <input type="checkbox"/>	+\$0
LBS	phantom cocoa <input type="checkbox"/>	+\$0
LBU	medium matte walnut <input type="checkbox"/>	+\$0
LBV	warm grey teak <input type="checkbox"/>	+\$0
LU	soft white <input type="checkbox"/>	+\$0
WL	sandstone <input type="checkbox"/>	+\$0
WN	warm grey neutral <input type="checkbox"/>	+\$0

Credenza with 8" Base, Shared 2
Module - 45" Wide *continued*

For veneer case material (V)

2U	light brown walnut <input type="checkbox"/>	+\$0
40	dark brown walnut <input type="checkbox"/>	+\$0
ED	aged cherry <input type="checkbox"/>	+\$0
EK	medium red walnut <input type="checkbox"/>	+\$0
ET	clear on ash <input type="checkbox"/>	+\$0
EU	oak on ash <input type="checkbox"/>	+\$0
EV	walnut on ash <input type="checkbox"/>	+\$0
EW	medium matte walnut <input type="checkbox"/>	+\$0
UL	natural maple <input type="checkbox"/>	+\$0
UX	walnut on cherry <input type="checkbox"/>	+\$0

Step 11. Front Finish

For laminate front material (L)

76	light brown walnut <input type="checkbox"/>	+\$0
8Q	folkstone grey <input type="checkbox"/>	+\$0
91	white <input type="checkbox"/>	+\$0
98	studio white <input type="checkbox"/>	+\$0
CL	cool grey neutral <input type="checkbox"/>	+\$0
G1	graphite <input type="checkbox"/>	+\$0
HM	natural maple <input type="checkbox"/>	+\$0
HP	light anigre <input type="checkbox"/>	+\$0
HX	aged cherry <input type="checkbox"/>	+\$0
HY	walnut on cherry <input type="checkbox"/>	+\$0
LA	light ash <input type="checkbox"/>	+\$0
LBA	clear on ash <input type="checkbox"/>	+\$0
LBB	oak on ash <input type="checkbox"/>	+\$0
LBC	walnut on ash <input type="checkbox"/>	+\$0
LBD	dark brown walnut <input type="checkbox"/>	+\$0
LBE	medium red walnut <input type="checkbox"/>	+\$0
LBF	neutral twill <input type="checkbox"/>	+\$0
LBG	sarum twill <input type="checkbox"/>	+\$0
LBH	earthen twill <input type="checkbox"/>	+\$0
LBJ	graphite twill <input type="checkbox"/>	+\$0
LBK	pewter mesh <input type="checkbox"/>	+\$0
LBL	steel mesh <input type="checkbox"/>	+\$0
LBM	crisp linen <input type="checkbox"/>	+\$0
LBN	classic linen <input type="checkbox"/>	+\$0
LBP	casual linen <input type="checkbox"/>	+\$0
LBQ	white twill <input type="checkbox"/>	+\$0
LBR	phantom ecru <input type="checkbox"/>	+\$0
LBS	phantom cocoa <input type="checkbox"/>	+\$0
LBU	medium matte walnut <input type="checkbox"/>	+\$0
LBV	warm grey teak <input type="checkbox"/>	+\$0
LU	soft white <input type="checkbox"/>	+\$0
WL	sandstone <input type="checkbox"/>	+\$0
WN	warm grey neutral <input type="checkbox"/>	+\$0

Credenza with 8" Base, Shared 2
Module - 45" Wide *continued*

Tu® Wood for Vista™

For veneer front material (V)

2U	light brown walnut <input type="checkbox"/>	+\$0
40	dark brown walnut <input type="checkbox"/>	+\$0
ED	aged cherry <input type="checkbox"/>	+\$0
EK	medium red walnut <input type="checkbox"/>	+\$0
ET	clear on ash <input type="checkbox"/>	+\$0
EU	oak on ash <input type="checkbox"/>	+\$0
EV	walnut on ash <input type="checkbox"/>	+\$0
EW	medium matte walnut <input type="checkbox"/>	+\$0
UL	natural maple <input type="checkbox"/>	+\$0
UX	walnut on cherry <input type="checkbox"/>	+\$0

Step 12. Pull Finish

For arc pull (A)

NH	brushed nickel	+\$0
NK	black nickel	+\$0

Smooth Paint

For bar pull (K) or flush pull (U)

8Q	folkstone grey <input type="checkbox"/>	+\$0
91	white <input type="checkbox"/>	+\$0
98	studio white <input type="checkbox"/>	+\$0
G1	graphite <input type="checkbox"/>	+\$0
WL	sandstone <input type="checkbox"/>	+\$0

Metallic Paint

For bar pull (K) or flush pull (U)

CN	metallic champagne <input type="checkbox"/>	+\$0
MS	metallic silver <input type="checkbox"/>	+\$0

Sand Texture Paint

For bar pull (K) or flush pull (U)

79	green apple <input type="checkbox"/>	+\$15
BK	black <input type="checkbox"/>	+\$15
MY3	yellow oxide <input type="checkbox"/>	+\$15
RO	red <input type="checkbox"/>	+\$15
TRQ	turquoise <input type="checkbox"/>	+\$15

Step 13. Foot Finish

Smooth Paint

8Q	folkstone grey <input type="checkbox"/>	+\$0
91	white <input type="checkbox"/>	+\$0
98	studio white <input type="checkbox"/>	+\$0
CL	cool grey neutral <input type="checkbox"/>	+\$0
WL	sandstone <input type="checkbox"/>	+\$0
WN	warm grey neutral <input type="checkbox"/>	+\$0

Metallic Paint

CN	metallic champagne <input type="checkbox"/>	+\$0
EH	metallic bronze <input type="checkbox"/>	+\$0
MS	metallic silver <input type="checkbox"/>	+\$0

Sand Texture Paint

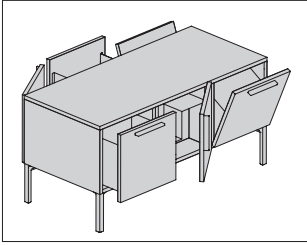
BK	black <input type="checkbox"/>	+\$0
G1	graphite <input type="checkbox"/>	+\$0

Step 14. Lock Option

For lock (L)

KA	keyed alike	-\$60
KC	keyed differently, chrome	+\$0
KD	keyed differently, black	+\$0

Credenza with 8" Base, Shared 3 L2CFS. Module



Product Information

Description

This shared credenza provides 6 configurations of 15"-wide file drawer, cabinet, tip-out bin, and medicine cabinet modules on each side of the unit. It can be used freestanding or with a structural support bracket to support the chase. Credenza is available with laminate or veneer case and laminate or veneer fronts and has 8"-high feet with 1 1/2" leveling glides. Locks are optional.

Notes

Shared storage works best with Canvas Vista™ residing underneath the chase or any benching application between two users.

File drawers have full-extension slides and accommodate front-to-back filing.

Actual credenza depth is 21 3/4"; actual width is 44 1/2"; actual height is 22".

Order optional accessories separately:

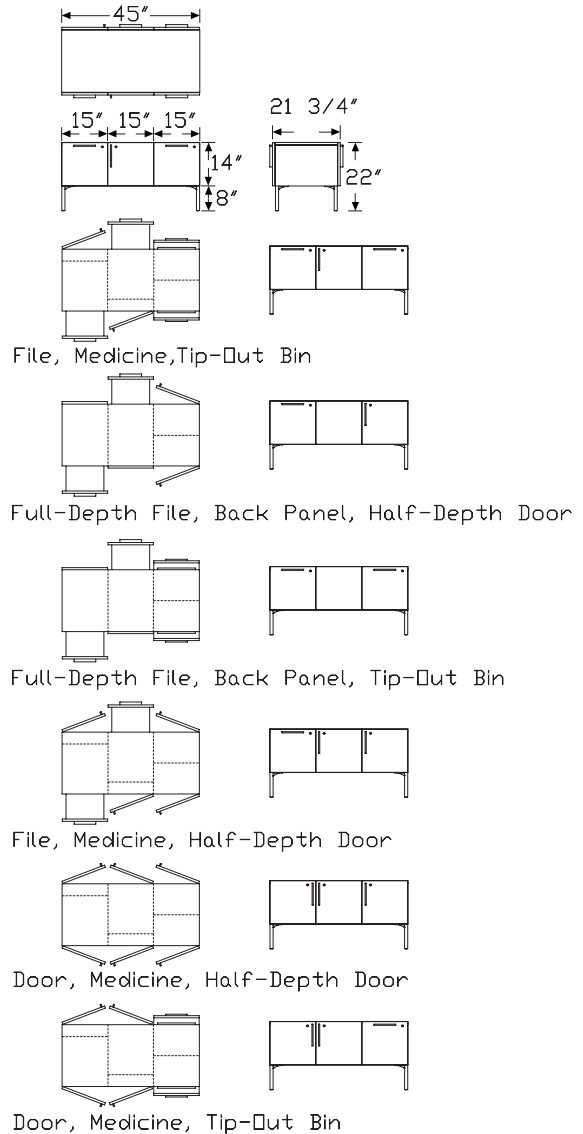
- Structural support, low storage to chase (FG292.1A)
- Add-on cushion top (FF891.)

Grain direction is vertical on front and side panels.

For keyed-alike locks, order lock plugs separately. See keyed-alike information in appendices.

See planning guide for additional configuration information and dimensions.

Dimensions



Credenza with 8" Base, Shared 3 Module *continued*

Tu® Wood for Vista™

Specification Information		
Step 1.		
L2CFS.83	<input type="checkbox"/>	
Step 2. Width		
45	45" wide <input type="checkbox"/>	+\$2818
Step 3. Depth		
22	22" deep <input type="checkbox"/>	+\$0
Step 4. Base/Foot Height		
8	8" foot <input type="checkbox"/>	+\$0
Step 5. Configuration		
FXD	full-depth file, back panel, half-depth door - 15" wide modules <input type="checkbox"/>	+\$0
FX2	full-depth file, back panel, tip-out bin - 15" wide modules <input type="checkbox"/>	+\$234
FMD	file, medicine, half-depth door - 15" wide modules <input type="checkbox"/>	+\$249
FM2	file, medicine, tip-out bin - 15" wide modules <input type="checkbox"/>	+\$482
DMD	door, medicine, half-depth door - 15" wide modules <input type="checkbox"/>	+\$82
DM2	door, medicine, tip-out bin - 15" wide modules <input type="checkbox"/>	+\$315
Step 6. Case Material		
L	laminate case material <input type="checkbox"/>	+\$0
V	veneer case material <input type="checkbox"/>	+\$2179
Step 7. Front Material		
L	laminate front material <input type="checkbox"/>	+\$0
V	veneer front material <input type="checkbox"/>	+\$761
Step 8. Pull Type		
A	arc pull	+\$0
K	bar pull	+\$0
U	flush pull	+\$0
Step 9. Lock		
L	lock <input type="checkbox"/>	+\$0
N	no lock <input type="checkbox"/>	-\$150

Step 10. Case Finish		
<i>For laminate case material (L)</i>		
76	light brown walnut <input type="checkbox"/>	+\$0
8Q	folkstone grey <input type="checkbox"/>	+\$0
91	white <input type="checkbox"/>	+\$0
98	studio white <input type="checkbox"/>	+\$0
CL	cool grey neutral <input type="checkbox"/>	+\$0
G1	graphite <input type="checkbox"/>	+\$0
HM	natural maple <input type="checkbox"/>	+\$0
HP	light anigre <input type="checkbox"/>	+\$0
HX	aged cherry <input type="checkbox"/>	+\$0
HY	walnut on cherry <input type="checkbox"/>	+\$0
LA	light ash <input type="checkbox"/>	+\$0
LBA	clear on ash <input type="checkbox"/>	+\$0
LBB	oak on ash <input type="checkbox"/>	+\$0
LBC	walnut on ash <input type="checkbox"/>	+\$0
LBD	dark brown walnut <input type="checkbox"/>	+\$0
LBE	medium red walnut <input type="checkbox"/>	+\$0
LBF	neutral twill <input type="checkbox"/>	+\$0
LBG	sarum twill <input type="checkbox"/>	+\$0
LBH	earthen twill <input type="checkbox"/>	+\$0
LBJ	graphite twill <input type="checkbox"/>	+\$0
LBK	pewter mesh <input type="checkbox"/>	+\$0
LBL	steel mesh <input type="checkbox"/>	+\$0
LBM	crisp linen <input type="checkbox"/>	+\$0
LBN	classic linen <input type="checkbox"/>	+\$0
LBP	casual linen <input type="checkbox"/>	+\$0
LBQ	white twill <input type="checkbox"/>	+\$0
LBR	phantom ecru <input type="checkbox"/>	+\$0
LBS	phantom cocoa <input type="checkbox"/>	+\$0
LBU	medium matte walnut <input type="checkbox"/>	+\$0
LBV	warm grey teak <input type="checkbox"/>	+\$0
LU	soft white <input type="checkbox"/>	+\$0
WL	sandstone <input type="checkbox"/>	+\$0
WN	warm grey neutral <input type="checkbox"/>	+\$0

Credenza with 8" Base, Shared 3 Module *continued*

For veneer case material (V)

2U	light brown walnut <input type="checkbox"/>	+\$0
40	dark brown walnut <input type="checkbox"/>	+\$0
ED	aged cherry <input type="checkbox"/>	+\$0
EK	medium red walnut <input type="checkbox"/>	+\$0
ET	clear on ash <input type="checkbox"/>	+\$0
EU	oak on ash <input type="checkbox"/>	+\$0
EV	walnut on ash <input type="checkbox"/>	+\$0
EW	medium matte walnut <input type="checkbox"/>	+\$0
UL	natural maple <input type="checkbox"/>	+\$0
UX	walnut on cherry <input type="checkbox"/>	+\$0

Step 11. Front Finish

For laminate front material (L)

76	light brown walnut <input type="checkbox"/>	+\$0
8Q	folkstone grey <input type="checkbox"/>	+\$0
91	white <input type="checkbox"/>	+\$0
98	studio white <input type="checkbox"/>	+\$0
CL	cool grey neutral <input type="checkbox"/>	+\$0
G1	graphite <input type="checkbox"/>	+\$0
HM	natural maple <input type="checkbox"/>	+\$0
HP	light anigre <input type="checkbox"/>	+\$0
HX	aged cherry <input type="checkbox"/>	+\$0
HY	walnut on cherry <input type="checkbox"/>	+\$0
LA	light ash <input type="checkbox"/>	+\$0
LBA	clear on ash <input type="checkbox"/>	+\$0
LBB	oak on ash <input type="checkbox"/>	+\$0
LBC	walnut on ash <input type="checkbox"/>	+\$0
LBD	dark brown walnut <input type="checkbox"/>	+\$0
LBE	medium red walnut <input type="checkbox"/>	+\$0
LBF	neutral twill <input type="checkbox"/>	+\$0
LBG	sarum twill <input type="checkbox"/>	+\$0
LBH	earthen twill <input type="checkbox"/>	+\$0
LBJ	graphite twill <input type="checkbox"/>	+\$0
LBK	pewter mesh <input type="checkbox"/>	+\$0
LBL	steel mesh <input type="checkbox"/>	+\$0
LBM	crisp linen <input type="checkbox"/>	+\$0
LBN	classic linen <input type="checkbox"/>	+\$0
LBP	casual linen <input type="checkbox"/>	+\$0
LBQ	white twill <input type="checkbox"/>	+\$0
LBR	phantom ecru <input type="checkbox"/>	+\$0
LBS	phantom cocoa <input type="checkbox"/>	+\$0
LBU	medium matte walnut <input type="checkbox"/>	+\$0
LBV	warm grey teak <input type="checkbox"/>	+\$0
LU	soft white <input type="checkbox"/>	+\$0
WL	sandstone <input type="checkbox"/>	+\$0
WN	warm grey neutral <input type="checkbox"/>	+\$0

Credenza with 8" Base, Shared 3 Module *continued*

Tu® Wood for Vista™

For veneer front material (V)

2U	light brown walnut <input type="checkbox"/>	+\$0
40	dark brown walnut <input type="checkbox"/>	+\$0
ED	aged cherry <input type="checkbox"/>	+\$0
EK	medium red walnut <input type="checkbox"/>	+\$0
ET	clear on ash <input type="checkbox"/>	+\$0
EU	oak on ash <input type="checkbox"/>	+\$0
EV	walnut on ash <input type="checkbox"/>	+\$0
EW	medium matte walnut <input type="checkbox"/>	+\$0
UL	natural maple <input type="checkbox"/>	+\$0
UX	walnut on cherry <input type="checkbox"/>	+\$0

Step 12. Pull Finish

For arc pull (A)

NH	brushed nickel	+\$0
NK	black nickel	+\$0

Smooth Paint

For bar pull (K) or flush pull (L)

8Q	folkstone grey <input type="checkbox"/>	+\$0
91	white <input type="checkbox"/>	+\$0
98	studio white <input type="checkbox"/>	+\$0
G1	graphite <input type="checkbox"/>	+\$0
WL	sandstone <input type="checkbox"/>	+\$0

Metallic Paint

For bar pull (K) or flush pull (L)

CN	metallic champagne <input type="checkbox"/>	+\$0
MS	metallic silver <input type="checkbox"/>	+\$0

Sand Texture Paint

For bar pull (K) or flush pull (L)

79	green apple <input type="checkbox"/>	+\$15
BK	black <input type="checkbox"/>	+\$15
MY3	yellow oxide <input type="checkbox"/>	+\$15
RO	red <input type="checkbox"/>	+\$15
TRQ	turquoise <input type="checkbox"/>	+\$15

Step 13. Foot Finish

Smooth Paint

8Q	folkstone grey <input type="checkbox"/>	+\$0
91	white <input type="checkbox"/>	+\$0
98	studio white <input type="checkbox"/>	+\$0
CL	cool grey neutral <input type="checkbox"/>	+\$0
WL	sandstone <input type="checkbox"/>	+\$0
WN	warm grey neutral <input type="checkbox"/>	+\$0

Metallic Paint

CN	metallic champagne <input type="checkbox"/>	+\$0
EH	metallic bronze <input type="checkbox"/>	+\$0
MS	metallic silver <input type="checkbox"/>	+\$0

Sand Texture Paint

BK	black <input type="checkbox"/>	+\$0
G1	graphite <input type="checkbox"/>	+\$0

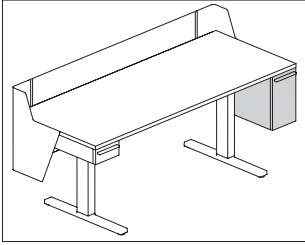
Step 14. Lock Option

For lock (L)

KA	keyed alike	-\$60
KC	keyed differently, chrome	+\$0
KD	keyed differently, black	+\$0

Suspended Cubby

L2SCF.



Product Information

Description

This suspended cubby mounts to the underside of a tethered, fixed-height or height-adjustable work surface. It has laminate or veneer case and laminate or veneer fronts. Lock is optional. Felt liner included.

Notes

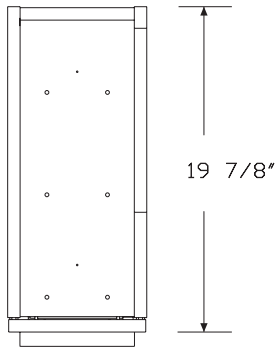
To use the suspended cubby, surface support positions must be inbound.

Suspended cubby is handed, determined from user viewpoint while facing the surface.

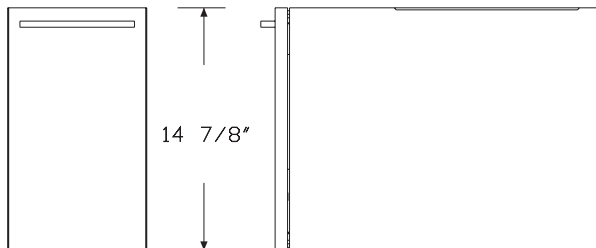
When mounting suspended cubby below a height-adjustable table surface, the minimum height of table must be set at a height higher than the components below it.

See planning guide for more information.

Dimensions



← 8 1/2" →



Specification Information

Step 1.

L2SCF. [A]

Step 2. Type

L	left hand [A]	+\$1039
R	right hand [A]	+\$1039

Step 3. Case Material

L	laminate case material [A]	+\$0
V	veneer case material [A]	+\$1115

Step 4. Front Material

L	laminate front material [A]	+\$0
V	veneer front material [A]	+\$279

Step 5. Pull Type

A	arc pull	+\$0
K	bar pull	+\$0

Step 6. Lock

L	lock [A]	+\$0
N	no lock [A]	-\$25

Tu® Wood for Vista™

Suspended Cubby *continued*

Tu® Wood for Vista™

Step 7. Case Finish

For laminate case material (L)

76	light brown walnut <input type="checkbox"/>	+\$0
8Q	folkstone grey <input type="checkbox"/>	+\$0
91	white <input type="checkbox"/>	+\$0
98	studio white <input type="checkbox"/>	+\$0
CL	cool grey neutral <input type="checkbox"/>	+\$0
G1	graphite <input type="checkbox"/>	+\$0
HM	natural maple <input type="checkbox"/>	+\$0
HP	light anigre <input type="checkbox"/>	+\$0
HX	aged cherry <input type="checkbox"/>	+\$0
HY	walnut on cherry <input type="checkbox"/>	+\$0
LA	light ash <input type="checkbox"/>	+\$0
LBA	clear on ash <input type="checkbox"/>	+\$0
LBB	oak on ash <input type="checkbox"/>	+\$0
LBC	walnut on ash <input type="checkbox"/>	+\$0
LBD	dark brown walnut <input type="checkbox"/>	+\$0
LBE	medium red walnut <input type="checkbox"/>	+\$0
LBF	neutral twill <input type="checkbox"/>	+\$0
LBG	sarum twill <input type="checkbox"/>	+\$0
LBH	earthen twill <input type="checkbox"/>	+\$0
LBJ	graphite twill <input type="checkbox"/>	+\$0
LBK	pewter mesh <input type="checkbox"/>	+\$0
LBL	steel mesh <input type="checkbox"/>	+\$0
LBM	crisp linen <input type="checkbox"/>	+\$0
LBN	classic linen <input type="checkbox"/>	+\$0
LBP	casual linen <input type="checkbox"/>	+\$0
LBQ	white twill <input type="checkbox"/>	+\$0
LBR	phantom ecru <input type="checkbox"/>	+\$0
LBS	phantom cocoa <input type="checkbox"/>	+\$0
LBU	medium matte walnut <input type="checkbox"/>	+\$0
LBV	warm grey teak <input type="checkbox"/>	+\$0
LU	soft white <input type="checkbox"/>	+\$0
WL	sandstone <input type="checkbox"/>	+\$0
WN	warm grey neutral <input type="checkbox"/>	+\$0

For veneer case material (V)

2U	light brown walnut <input type="checkbox"/>	+\$0
40	dark brown walnut <input type="checkbox"/>	+\$0
ED	aged cherry <input type="checkbox"/>	+\$0
EK	medium red walnut <input type="checkbox"/>	+\$0
ET	clear on ash <input type="checkbox"/>	+\$0
EU	oak on ash <input type="checkbox"/>	+\$0
EV	walnut on ash <input type="checkbox"/>	+\$0
EW	medium matte walnut <input type="checkbox"/>	+\$0
UL	natural maple <input type="checkbox"/>	+\$0
UX	walnut on cherry <input type="checkbox"/>	+\$0

Suspended Cubby *continued*

Step 8. Front Finish

For laminate front material (L)

76	light brown walnut <input type="checkbox"/>	+\$0
8Q	folkstone grey <input type="checkbox"/>	+\$0
91	white <input type="checkbox"/>	+\$0
98	studio white <input type="checkbox"/>	+\$0
CL	cool grey neutral <input type="checkbox"/>	+\$0
G1	graphite <input type="checkbox"/>	+\$0
HM	natural maple <input type="checkbox"/>	+\$0
HP	light anigre <input type="checkbox"/>	+\$0
HX	aged cherry <input type="checkbox"/>	+\$0
HY	walnut on cherry <input type="checkbox"/>	+\$0
LA	light ash <input type="checkbox"/>	+\$0
LBA	clear on ash <input type="checkbox"/>	+\$0
LBB	oak on ash <input type="checkbox"/>	+\$0
LBC	walnut on ash <input type="checkbox"/>	+\$0
LBD	dark brown walnut <input type="checkbox"/>	+\$0
LBE	medium red walnut <input type="checkbox"/>	+\$0
LBF	neutral twill <input type="checkbox"/>	+\$0
LBG	sarum twill <input type="checkbox"/>	+\$0
LBH	earthen twill <input type="checkbox"/>	+\$0
LBJ	graphite twill <input type="checkbox"/>	+\$0
LBK	pewter mesh <input type="checkbox"/>	+\$0
LBL	steel mesh <input type="checkbox"/>	+\$0
LBM	crisp linen <input type="checkbox"/>	+\$0
LBN	classic linen <input type="checkbox"/>	+\$0
LBP	casual linen <input type="checkbox"/>	+\$0
LBQ	white twill <input type="checkbox"/>	+\$0
LBR	phantom ecru <input type="checkbox"/>	+\$0
LBS	phantom cocoa <input type="checkbox"/>	+\$0
LBU	medium matte walnut <input type="checkbox"/>	+\$0
LBV	warm grey teak <input type="checkbox"/>	+\$0
LU	soft white <input type="checkbox"/>	+\$0
WL	sandstone <input type="checkbox"/>	+\$0
WN	warm grey neutral <input type="checkbox"/>	+\$0

For veneer front material (V)

2U	light brown walnut <input type="checkbox"/>	+\$0
40	dark brown walnut <input type="checkbox"/>	+\$0
ED	aged cherry <input type="checkbox"/>	+\$0
EK	medium red walnut <input type="checkbox"/>	+\$0
ET	clear on ash <input type="checkbox"/>	+\$0
EU	oak on ash <input type="checkbox"/>	+\$0
EV	walnut on ash <input type="checkbox"/>	+\$0
EW	medium matte walnut <input type="checkbox"/>	+\$0
UL	natural maple <input type="checkbox"/>	+\$0
UX	walnut on cherry <input type="checkbox"/>	+\$0

Step 9. Pull Finish

For arc pull (A)

NH	brushed nickel	+\$0
NK	black nickel	+\$0

Smooth Paint

For bar pull (K)

8Q	folkstone grey <input type="checkbox"/>	+\$0
91	white <input type="checkbox"/>	+\$0
98	studio white <input type="checkbox"/>	+\$0
G1	graphite <input type="checkbox"/>	+\$0
WL	sandstone <input type="checkbox"/>	+\$0

Metallic Paint

For bar pull (K)

CN	metallic champagne <input type="checkbox"/>	+\$0
MS	metallic silver <input type="checkbox"/>	+\$0

Sand Texture Paint

For bar pull (K)

79	green apple <input type="checkbox"/>	+\$15
BK	black <input type="checkbox"/>	+\$15
MY3	yellow oxide <input type="checkbox"/>	+\$15
RO	red <input type="checkbox"/>	+\$15
TRQ	turquoise <input type="checkbox"/>	+\$15

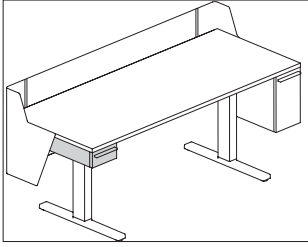
Step 10. Lock Option

For lock (L)

KA	keyed alike	-\$10
KC	keyed differently, chrome	+\$0
KD	keyed differently, black	+\$0

Suspended Drawer

L2SDF.



Product Information

Description

This suspended drawer mounts to the underside of a tethered, fixed-height or height-adjustable work surface. It has laminate or veneer case and laminate or veneer fronts. Lock is optional. Felt liner included.

Notes

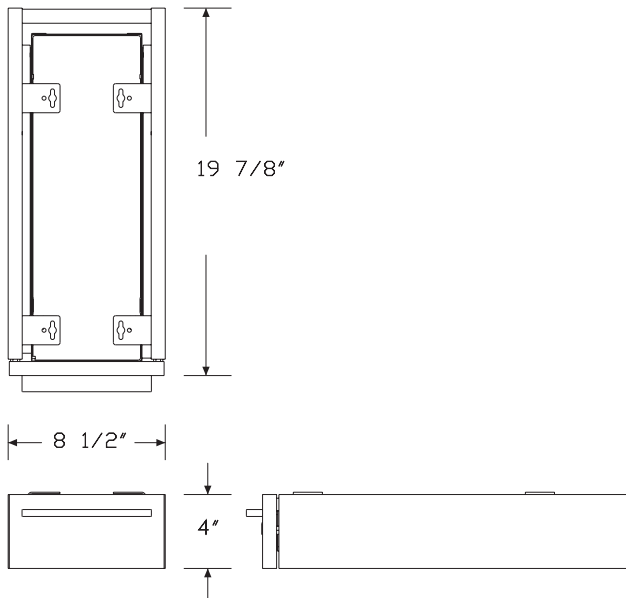
To use the suspended drawer, surface support positions must be inbound.

Suspended drawer is handed, determined from user viewpoint while facing the surface.

When mounting suspended drawer below a height-adjustable table surface, the minimum height of table must be set at a height higher than the components below it.

See planning guide for more information.

Dimensions



Specification Information

Step 1.

L2SDF. A

Step 2. Type

L	left hand <input type="checkbox"/> A	+\$801
R	right hand <input type="checkbox"/> A	+\$801

Step 3. Case Material

L	laminate case material <input type="checkbox"/> A	+\$0
V	veneer case material <input type="checkbox"/> A	+\$862

Step 4. Front Material

L	laminate front material <input type="checkbox"/> A	+\$0
V	veneer front material <input type="checkbox"/> A	+\$203

Step 5. Pull Type

A	arc pull	+\$0
K	bar pull	+\$0

Step 6. Lock

L	lock <input type="checkbox"/> A	+\$0
N	no lock <input type="checkbox"/> A	-\$25

Suspended Drawer *continued*

Step 7. Case Finish

For laminate case material (L)

76	light brown walnut <input type="checkbox"/>	+\$0
8Q	folkstone grey <input type="checkbox"/>	+\$0
91	white <input type="checkbox"/>	+\$0
98	studio white <input type="checkbox"/>	+\$0
CL	cool grey neutral <input type="checkbox"/>	+\$0
G1	graphite <input type="checkbox"/>	+\$0
HM	natural maple <input type="checkbox"/>	+\$0
HP	light anigre <input type="checkbox"/>	+\$0
HX	aged cherry <input type="checkbox"/>	+\$0
HY	walnut on cherry <input type="checkbox"/>	+\$0
LA	light ash <input type="checkbox"/>	+\$0
LBA	clear on ash <input type="checkbox"/>	+\$0
LBB	oak on ash <input type="checkbox"/>	+\$0
LBC	walnut on ash <input type="checkbox"/>	+\$0
LBD	dark brown walnut <input type="checkbox"/>	+\$0
LBE	medium red walnut <input type="checkbox"/>	+\$0
LBF	neutral twill <input type="checkbox"/>	+\$0
LBG	sarum twill <input type="checkbox"/>	+\$0
LBH	earthen twill <input type="checkbox"/>	+\$0
LBJ	graphite twill <input type="checkbox"/>	+\$0
LBK	pewter mesh <input type="checkbox"/>	+\$0
LBL	steel mesh <input type="checkbox"/>	+\$0
LBM	crisp linen <input type="checkbox"/>	+\$0
LBN	classic linen <input type="checkbox"/>	+\$0
LBP	casual linen <input type="checkbox"/>	+\$0
LBQ	white twill <input type="checkbox"/>	+\$0
LBR	phantom ecru <input type="checkbox"/>	+\$0
LBS	phantom cocoa <input type="checkbox"/>	+\$0
LBU	medium matte walnut <input type="checkbox"/>	+\$0
LBV	warm grey teak <input type="checkbox"/>	+\$0
LU	soft white <input type="checkbox"/>	+\$0
WL	sandstone <input type="checkbox"/>	+\$0
WN	warm grey neutral <input type="checkbox"/>	+\$0

For veneer case material (V)

2U	light brown walnut <input type="checkbox"/>	+\$0
40	dark brown walnut <input type="checkbox"/>	+\$0
ED	aged cherry <input type="checkbox"/>	+\$0
EK	medium red walnut <input type="checkbox"/>	+\$0
ET	clear on ash <input type="checkbox"/>	+\$0
EU	oak on ash <input type="checkbox"/>	+\$0
EV	walnut on ash <input type="checkbox"/>	+\$0
EW	medium matte walnut <input type="checkbox"/>	+\$0
UL	natural maple <input type="checkbox"/>	+\$0
UX	walnut on cherry <input type="checkbox"/>	+\$0

Tu® Wood for Vista™

Step 8. Front Finish

For laminate front material (L)

76	light brown walnut <input type="checkbox"/>	+\$0
8Q	folkstone grey <input type="checkbox"/>	+\$0
91	white <input type="checkbox"/>	+\$0
98	studio white <input type="checkbox"/>	+\$0
CL	cool grey neutral <input type="checkbox"/>	+\$0
G1	graphite <input type="checkbox"/>	+\$0
HM	natural maple <input type="checkbox"/>	+\$0
HP	light anigre <input type="checkbox"/>	+\$0
HX	aged cherry <input type="checkbox"/>	+\$0
HY	walnut on cherry <input type="checkbox"/>	+\$0
LA	light ash <input type="checkbox"/>	+\$0
LBA	clear on ash <input type="checkbox"/>	+\$0
LBB	oak on ash <input type="checkbox"/>	+\$0
LBC	walnut on ash <input type="checkbox"/>	+\$0
LBD	dark brown walnut <input type="checkbox"/>	+\$0
LBE	medium red walnut <input type="checkbox"/>	+\$0
LBF	neutral twill <input type="checkbox"/>	+\$0
LBG	sarum twill <input type="checkbox"/>	+\$0
LBH	earthen twill <input type="checkbox"/>	+\$0
LBJ	graphite twill <input type="checkbox"/>	+\$0
LBK	pewter mesh <input type="checkbox"/>	+\$0
LBL	steel mesh <input type="checkbox"/>	+\$0
LBM	crisp linen <input type="checkbox"/>	+\$0
LBN	classic linen <input type="checkbox"/>	+\$0
LBP	casual linen <input type="checkbox"/>	+\$0
LBQ	white twill <input type="checkbox"/>	+\$0
LBR	phantom ecru <input type="checkbox"/>	+\$0
LBS	phantom cocoa <input type="checkbox"/>	+\$0
LBU	medium matte walnut <input type="checkbox"/>	+\$0
LBV	warm grey teak <input type="checkbox"/>	+\$0
LU	soft white <input type="checkbox"/>	+\$0
WL	sandstone <input type="checkbox"/>	+\$0
WN	warm grey neutral <input type="checkbox"/>	+\$0

For veneer front material (V)

2U	light brown walnut <input type="checkbox"/>	+\$0
40	dark brown walnut <input type="checkbox"/>	+\$0
ED	aged cherry <input type="checkbox"/>	+\$0
EK	medium red walnut <input type="checkbox"/>	+\$0
ET	clear on ash <input type="checkbox"/>	+\$0
EU	oak on ash <input type="checkbox"/>	+\$0
EV	walnut on ash <input type="checkbox"/>	+\$0
EW	medium matte walnut <input type="checkbox"/>	+\$0
UL	natural maple <input type="checkbox"/>	+\$0
UX	walnut on cherry <input type="checkbox"/>	+\$0

Step 9. Pull Finish

For arc pull (A)

NH	brushed nickel	+\$0
NK	black nickel	+\$0

Smooth Paint

For bar pull (K)

8Q	folkstone grey <input type="checkbox"/>	+\$0
91	white <input type="checkbox"/>	+\$0
98	studio white <input type="checkbox"/>	+\$0
G1	graphite <input type="checkbox"/>	+\$0
WL	sandstone <input type="checkbox"/>	+\$0

Metallic Paint

For bar pull (K)

CN	metallic champagne <input type="checkbox"/>	+\$0
MS	metallic silver <input type="checkbox"/>	+\$0

Sand Texture Paint

For bar pull (K)

79	green apple <input type="checkbox"/>	+\$15
BK	black <input type="checkbox"/>	+\$15
MY3	yellow oxide <input type="checkbox"/>	+\$15
RO	red <input type="checkbox"/>	+\$15
TRQ	turquoise <input type="checkbox"/>	+\$15

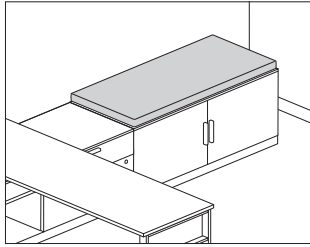
Step 10. Lock Option

For lock (L)

KA	keyed alike	-\$10
KC	keyed differently, chrome	+\$0
KD	keyed differently, black	+\$0

Credenza Cushion Top

FF891.



Product Information

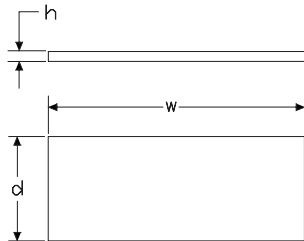
Description

This cushion attaches to the top of a metal or wood credenza to provide temporary guest seating. Attachment hardware included.

Notes

Cushion accepts Customer's Own Material (COM). Yardage is estimated for nondirectional, 54"-wide fabrics. Order 1 yard of fabric per cushion. For odd number of cushions, round up to next full yard. For information on multiple quantities or directional fabrics, contact COM Department. See Order Information in Appendices.

Dimensions



Specification Information

Step 1.

FF891. A

Step 2. Height

01 1" high A

02 2" high A

Step 3. Depth

20 20" deep A

Step 4. Width

24 24" wide A

30 30" wide A

36 36" wide A

42 42" wide A

48 48" wide A

Prices for Steps 1-4.

	24	30	36	42	48
FF891. 01 20	\$250	269	288	299	314
02 20	\$300	326	354	375	394

Step 5. Fabric

See application chart and textiles list for fabric usage and numbers.

First 2 digits of number indicate fabric line; remaining digit(s) indicate fabric color.

Price Category 1	+\$0
Price Category 2	+\$102
Price Category 3	+\$123
Price Category 4	+\$151
Price Category 5	+\$169
Price Category 7	+\$206
Price Category 8	+\$146
Price Category 9	+\$1425
Price Category (Geiger) 10	+\$1050
Price Category B	+\$71
Price Category C	+\$98
Price Category D	+\$82
Price Category E	+\$150
Price Category F	+\$193
Price Category G	+\$251
Price Category H	+\$305
Price Category I	+\$359
Price Category J	+\$413
Price Category K	+\$310

Index by Product Name

Tu® Wood Storage	
	page(s)
Bookcase	68
Bookcase (EOR)	76
Bookcase Tower	51
Combination Pedestal	11
Credenza - Catch Flex	37
Credenza - Catch Resident	39
Credenza Cushion Top	171
Credenza - Open	30
Credenza - Open with Box/ File	25
Credenza - Open with File/Shelf	33
Credenza with 2" Base, Individual Box/File	117
Credenza with 2" Base, Individual Box/File + Door	121
Credenza with 2" Base, Shared Box/File	141
Credenza with 2" Base, Shared Box/File + Half-Depth Door	145
Credenza with 8" Base, Individual 1 Module	125
Credenza with 8" Base, Individual 2 Module - 30" Wide	129
Credenza with 8" Base, Individual 2 Module - 45" Wide	133
Credenza with 8" Base, Individual 3 Module	137
Credenza with 8" Base, Shared 1 Module	149
Credenza with 8" Base, Shared 2 Module	153
Credenza with 8" Base, Shared 2 Module - 45" Wide	157
Credenza with 8" Base, Shared 3 Module	161
Cubby Magnet Board	110
Cubby Tackboard	107
Cubby Whiteboard	109
Cushion Top for Credenzas	42
Cushion Top for Pedestals	21
Extended Width Surface-Attached Pedestal	17
File Rail	44, 23
Individual Cubby	95
Keyless Lock	114
Keyless Lock, Control Key Fob	115
Keyless Lock, User Key Fob	116
Lockers (EOR)	79
Media Case (EOR)	83
Mobile Pedestal	8
Personal Tower-Mini Door	64
Personal Tower - Mini Storage/Bag	61
Personal Tower - Mini Storage/Bag Drawer Liner	113
Personal Tower - Tall	59
Recycle/Drawer, Recycle/Shelf (EOR)	87
Shared Cubby	92
Shared Cubby Insert	112
Side-To-Side Filing Rail, Credenza Drawer	45, 24
Stanchion Kit	105
Stanchion Kit, Performance Rail	103

Storage Attachment Kit, End Leg	91
Storage Tops	15
Storage Tower	47
Surface-Attached Pedestal	5
Suspended Cubby	165
Suspended Drawer	168
Suspended End Cubby	100
Suspended End Cubby Hardware Kit	97
USB Module for Personal Tower	67
Utility Tray Pedestal	46, 22
Wardrobe	72
Wardrobe Tower	55
Work Surface Cubby	98

Index by Product Number

FF891. Credenza Cushion Top	page(s) 171	L29P. File Rail	44, 23
L2BC. Bookcase	68	L2902. Side-To-Side Filing Rail, Credenza Drawer	45, 24
L2BT. Bookcase Tower	51	LEE. USB Module for Personal Tower	67
L2CD. Credenza - Catch Flex	37	LLCM. Cubby Magnet Board	110
L2CD. Credenza - Catch Resident	39	LLCM. Shared Cubby Insert	112
L2CD. Credenza - Open	30	LLCT. Cubby Tackboard	107
L2CD. Credenza - Open with Box/ File	25	LLCW. Cubby Whiteboard	109
L2CD. Credenza - Open with File/Shelf	33	LSC. Cushion Top for Credenzas	42
L2CF. Credenza with 2" Base, Individual Box/File	117	LSH. Suspended End Cubby Hardware Kit	97
L2CF. Credenza with 2" Base, Individual Box/File + Door	121	LSS. Stanchion Kit	105
L2CF. Credenza with 8" Base, Individual 1 Module	125	MKL-C Keyless Lock, Control Key Fob	115
L2CF. Credenza with 8" Base, Individual 2 Module - 30" Wide	129	MKL-H Keyless Lock	114
L2CF. Credenza with 8" Base, Individual 2 Module - 45" Wide	133	MKL-U Keyless Lock, User Key Fob	116
L2CF. Credenza with 8" Base, Individual 3 Module	137	MKL-V Keyless Lock	114
L2CFS. Credenza with 2" Base, Shared Box/File	141	MKS-H	
L2CFS. Credenza with 2" Base, Shared Box/File + Half-Depth Door	145	MKS-V	
L2CFS. Credenza with 8" Base, Shared 1 Module	149		
L2CFS. Credenza with 8" Base, Shared 2 Module	153		
L2CFS. Credenza with 8" Base, Shared 2 Module - 45" Wide	157		
L2CFS. Credenza with 8" Base, Shared 3 Module	161		
L2CP. Combination Pedestal	11		
L2EC. Individual Cubby	95		
L2ER. Bookcase (EOR)	76		
L2ER. Lockers (EOR)	79		
L2ER. Media Case (EOR)	83		
L2ER. Recycle/Drawer, Recycle/Shelf (EOR)	87		
L2ES. Suspended End Cubby	100		
L2EW. Extended Width Surface-Attached Pedestal	17		
L2EY. Shared Cubby	92		
L2LN. Personal Tower - Mini Storage/Bag Drawer Liner	113		
L2PD. Personal Tower-Mini Door	64		
L2PM. Mobile Pedestal	8		
L2PN. Personal Tower - Mini Storage/Bag	61		
L2PS. Surface-Attached Pedestal	5		
L2PT. Personal Tower - Tall	59		
L2SC. Cushion Top for Pedestals	21		
L2SCF. Suspended Cubby	165		
L2SDF. Suspended Drawer	168		
L2SL. Storage Attachment Kit, End Leg	91		
L2SS. Stanchion Kit, Performance Rail	103		
L2ST. Storage Tops	15		
L2T. Storage Tower	47		
L2UT. Utility Tray Pedestal	46, 22		
L2WC. Work Surface Cubby	98		
L2WR. Wardrobe	72		
L2WT. Wardrobe Tower	55		



20-Day or Less/Assigned Lead-Time Order Information

20-Day or Less and Assigned Lead-Time Programs

20-day or less and assigned lead-time products are designed for established Herman Miller dealers with pre-approved credit.

Products are distributed from multiple manufacturing facilities across the United States. All products and options not designated by an Assigned Lead-Time icon **A** will ship in 20 business days or less after being acknowledged by Herman Miller. Products and options designated by an **A** are on the assigned lead-time program and will ship in 20 days, less than 20 days, or more than 20 days from order acknowledgement.

Ordering Procedure

Please place orders through Order Manager. If this is not available to you, place orders through mail or fax. Verbal purchase orders will not be accepted.

Order Entry fax number for Passage®, 5000 Series, and Meridian® Filing and Storage: (616) 846 9236.

Order Entry fax number for all other products:
(616) 654 3085.

For more information, contact your Customer Care representative at:
(866) 854 3048 EXT 3400.

Shipments and Delivery

Per Herman Miller Terms and Conditions.

Changes and Cancellation

Per Herman Miller Terms and Conditions.



Keyed-Alike Information

Keyed-Alike Locks

All components with locks may be specified keyed alike. Products with keyed-alike locks will be shipped with lock chassis installed. Installation of lock cylinders will be on-site according to instructions provided. Herman Miller, Inc., will not be responsible for lock cylinder installation.

When specifying product keyed-alike, include separate lines on your order for the lock cylinders.

For Action Office®, Ethospace®, Passage®, Quadrant®, Resolve®, and Supplemental products, list cylinder part number and key number (232092-XXX); select a key number (or numbers) between 226 and 427, excluding numbers 408 and 412.

The following products require a different lock cylinder part number. Specify UKY001-XXX for these products only; select a key number (or numbers) between 226 and 427, excluding numbers 408 and 412.

- A3013.
- A3053.
- G5180.
- G5181.
- G5280.

The keys provided in 232092-XXX and UKY001-XXX kits work with either cylinder type, provided the key numbers match.

For Tu® Storage, Canvas Office Landscape®, 5000 Series, and Meridian® Storage, see the following charts.

Keyed-alike locks are field installed.

To order keyed-alike locks for Action Office® Series 1 and 2 door panels, please contact Customer Care.

A master key can be used to open any lock on an attached or freestanding component. In addition, a removal key or lock change tool is required to remove lock plugs. Customers interested in ordering master keys, removal keys, or lock change tools should contact Customer Care.

For Canvas overhead and lower storage units, specify as follows:

Specification Code	Part Number	Color	Lock Series
KA	1B2JK7-XXX ¹	chrome	UM series 226-427

For Canvas Metal Storage, Meridian Storage, Tu Storage, and 5000 Series desk components with pedestals, specify as follows:

Specification Code	Key Number	Color	Lock Series
KA	232092-XXX ¹	black	UM series 226-427
KA	1B2JK7-XXX ¹	chrome	UM series 226-427

For 5000 Series flipper door unit with bezel or credenza storage cabinet with bezel, specify as follows:

Specification Code	Key Number	Color	Lock Series
KA	232092-XXX ¹	black	UM series 226-427

For Canvas Metal Desk overhead units, specify as follows:

Specification Code	Key Number	Color	Lock Series
KA	232092-XXX ¹	black	UM series 226-427
KC	1B2JK7-XXX ¹	chrome	UM series 226-427

Key Number:

XXX¹ = a key number between 226 and 427 (excluding 408 and 412)

Stain-to-Match Program

Stain-to-Match Program

Program Overview

The Stain-to-Match program gives you the option of using veneer finishes that are not listed in the standard offering. The program allows Herman Miller to match a customer's existing recut or natural veneer, or create a new finish that is unique to an installation.

Specific information on approval, ordering, pricing, and warranty for the Stain-to-Match program is listed below. Questions and requests for assistance may be directed to Herman Miller Options at:

(800) 654 3910

Stain-to-Match Process

1. Fill out the Options Stain-to-Match Request Form and send along with a color sample (2" x 3" minimum) to the Herman Miller Options Applications Team at the address provided on the form. The form can be found on Omni.
2. Within 7-10 working days, Herman Miller Options will send a sample of the color-matched stain on Herman Miller veneer to the requester for the customer's signed approval.
3. If the sample meets the customer's approval, sign the reverse side of the sample, scan and email the approval to:
options@hermanmiller.com.
4. After the stain has been approved, a formal quotation with special number and pricing can be provided, or the product can be specified through the Vary Easy program, if available. Work with the Options team on final product needs and how to specify.
5. A purchase order can then be placed.

Stain-to-Match Warranty

Herman Miller warrants its products to be free from defects in craftsmanship from the date of delivery for the applicable warranty period. Herman Miller is responsible for the physical properties of the veneers available through the Stain-to-Match program, which include:

- STA: Stain-to-Match on Recut Ash
- STB: Stain-to-Match on Beech
- STC: Stain-to-Match on Cherry
- STD: Stain-to-Match on Oak
- STK: Stain-to-Match on Reltech Anigre (Geiger)
- STM: Stain-to-Match on Recut Mahogany
- STP: Stain-to-Match on Maple
- STU: Stain-to-Match on Walnut (Geiger)

See your specification tool for product specific finish offering limitations.

Customer's Own Material/ Customer's Own Leather Order Information — Cushion Tops

Customer's Own Material/Customer's Own Leather

Program Overview

The Customer's Own Material (COM) and Customer's Own Leather (COL) program gives you the option of using textiles other than those listed. Herman Miller will test textiles for application to Herman Miller products and will process orders for those with approved COM/COL textiles only. COM/COL are assigned lead time textiles.

Omni lists an overview of fabrics and leathers that have been tested and indicates whether or not they were approved for application to Herman Miller products.

Specific information on the terms and conditions, testing, approval, and ordering process for COM/COL is listed below. Questions about the COM/COL program and requests for assistance may be directed to your COM representative at:

(616) 654 3400

(866) 854 3048 EXT 6543400

Customer's Own Material/Customer's Own Leather Warranty

Herman Miller does not warrant COM/COL textiles. COM/COL textiles are tested for application only; they are not tested for performance. The Herman Miller warranty does apply to the underlying products.

Suppliers of COM/COL textiles are responsible for color consistency within commercial tolerances, UV stability, and resistance to soiling and perspiration.

Customer's Own Material/Customer's Own Leather Pricing

COM is a Category 1 fabric. There are no application charges for COM fabrics. COL is a Category 7 textile; refer to prices on specific products to determine the application charge.

Ordering and payment for COM/COL textile yardage are the responsibility of the customer and the textile supplier.

If desired, Herman Miller will purchase COM textiles directly from True Textiles, C.F. Stinson, Luna Textiles, Maharam, and Momentum Textiles to simplify ordering and shipment. For this service, refer to the Supplier Connection program.

Application Note

Herman Miller does not guarantee that Customer's Own Material (COM) fabric patterns will align across panels/tiles or from one screen to the next. We also do not guarantee that COM fabric designs will be positioned consistently in the same location across several panels, tiles, or screens.

Textile Approval

1. Select a COM/COL textile.
2. If your textile is not listed on Omni, obtain a test number from a COM representative at (616) 654 3400. You can also submit your request within Omni. Please have the following information ready before calling: textile name, number, pattern, and the product you will apply it to.
3. Herman Miller will notify you of approval or disapproval within 4 days from receipt of the test yardage.

Customer's Own Material/ Customer's Own Leather Order Information — Cushion Tops

continued

Ordering Products with COM/COL

1. Refer to the specific products to determine the yardage required for COM/COL textiles.
2. If your textile is not listed on Omni, call a COM representative at (616) 654 3400 or (866) 854 3048 EXT 6543400. The representative will assign an identification number for your textile (ID#) and will verify yardage requirements for your order. Yardage requirements are based on directional, 54"-wide textiles. Additional yardage may be needed due to the unique characteristics of a textile.
3. Enter your order on Order Manager in Omni.
4. Upon receipt of your purchase order, Herman Miller will send you a PO acknowledgment.
5. Arrangements must be made for the textiles to be shipped from the supplier to Herman Miller for application to the seating products. See Omni for shipping procedures and current shipping addresses or contact a COM representative at (616) 654 3400 or (866) 854 3048 EXT 6543400.

Products will be scheduled for production when COM/COL textiles are received at Herman Miller. Standard lead times in effect at that time will apply.

Note: If textiles are to be purchased directly by Herman Miller through the Supplier Connection program, Herman Miller will handle the ordering and shipping process and will schedule your order for production upon receipt of your purchase order (dependent on textile availability). Refer to the Supplier Connection program for more information.

Supplier Connection

Program Overview

The Supplier Connection program is a service offered by Herman Miller to purchase approved COM textiles directly from True Textiles, C.F. Stinson, Luna Textiles, Maharam, and Momentum Textiles. When you select a textile through this program, Herman Miller will facilitate the ordering, scheduling, and shipment of the textile directly with the supplier.

Suppliers included in the Supplier Connection program keep an active inventory of textiles that are pre-approved for application to Herman Miller products. Pre-approval applies only to the suitability of a textile for manufacturing and application to a Herman Miller product. Omni provides an overview of fabrics that have been tested and indicates whether or not they were approved for application to Herman Miller products.

Specific information on the terms and conditions, testing, approval, and ordering process for the Supplier Connection program is listed below. Questions and requests for assistance may be directed to your COM representative at:

(616) 654 3400
(866) 854 3048 EXT 6543400

Supplier Connection Warranty

Textiles purchased by Herman Miller through the Supplier Connection program are COM and are not warranted by Herman Miller. COM textiles are tested for application only; they are not tested for performance. The Herman Miller warranty does apply to the underlying products.

Suppliers of COM textiles are responsible for color consistency within commercial tolerances, UV stability, and resistance to soiling and perspiration.

Customer's Own Material/ Customer's Own Leather Order Information — Cushion Tops

continued

Supplier Connection Pricing

Textiles purchased by Herman Miller through the Supplier Connection program are COM. COM is a Category 1 fabric. There are no application charges for COM fabrics.

Payment for textiles purchased by Herman Miller through the Supplier Connection program is the responsibility of the customer or dealer. Herman Miller will invoice the order at the supplier's prices published at the time of the order.

Textile Approval

1. Refer to Omni to identify the approval status of the textile. If your textile is not listed, contact the COM Department to request testing for application to Herman Miller products.
2. Herman Miller will notify you of approval or disapproval in approximately 4 days from receipt of the test yardage. If the textile is approved, it will be assigned a COM identification number.

Ordering Products with Supplier Connection COM

1. Identify and include the following information on your purchase order:
 - Product number and option
 - Herman Miller's COM identification number
2. Enter your order on Order Manager in Omni.
3. Upon receipt of the purchase order, Herman Miller will process your order and send you a PO acknowledgment. Herman Miller will determine the yardage required to produce your product and will order and schedule for delivery the required textile. Standard lead times in effect at the time the textile is allocated at the supplier will apply to products ordered through this program.



Customer's Own Material Order Information — Workspaces

Customer's Own Material

Program Overview

The Customer's Own Material (COM) program gives you the option of using textiles other than those listed. Herman Miller will test textiles for application to Herman Miller products and will process orders for those with approved COM textiles only. COM textiles are on assigned lead times.

Omni lists an overview of fabrics that have been tested and indicates whether or not they were approved for application to Herman Miller products.

Specific information on the terms and conditions, testing, approval, and ordering process for COM is listed below. Questions about the COM program and requests for assistance may be directed to your COM representative at:

(616) 654 3400

(866) 854 3048 EXT 6543400

Customer's Own Material Warranty

Herman Miller does not warrant COM textiles. COM textiles are tested for application only; they are not tested for performance. The Herman Miller warranty does apply to the underlying products.

Suppliers of COM textiles are responsible for color consistency within commercial tolerances, UV stability, and resistance to soiling and perspiration.

Customer's Own Material Pricing

COM is a Category 1 fabric. There are no application charges for COM fabrics.

Ordering and payment for COM textile yardage are the responsibility of the customer and the textile supplier.

If desired, Herman Miller will purchase COM textiles directly from True Textiles, C.F. Stinson, Luna Textiles, Maharam, and Momentum Textiles to simplify ordering and shipment. For this service, refer to the Supplier Connection program.

Application Note

Herman Miller does not guarantee that Customer's Own Material (COM) fabric patterns will align across panels/tiles or from one screen to the next. We also do not guarantee that COM fabric designs will be positioned consistently in the same location across several panels, tiles, or screens.

Textile Approval

1. Select a COM textile and a Herman Miller product.
2. If your textile is not listed in Omni, obtain a test number from a COM representative at (616) 654 3400. You can also submit your request within Omni. Please have the following information ready before calling: textile name, number, pattern, and the product you will apply it to.
3. Herman Miller will notify you of approval or disapproval within 4 days from receipt of the test yardage.

Ordering Products with COM

1. Refer to the specific products to determine the yardage required for COM textiles.
2. If your textile is not listed in Omni, call a COM representative at (616) 654 3400 or (866) 854 3048 EXT 6543400. The representative will assign an identification number for your textile (ID#) and will verify yardage requirements for your order.

Note: Yardage requirements are based on nondirectional, 54"-wide textiles. 66"-wide textiles are needed for application on 60"-wide products. Additional yardage may be needed due to the unique characteristics of a textile.

3. Enter your order on Order Manager in Omni.
4. Upon receipt of your purchase order, Herman Miller will send you a PO acknowledgment.
5. Arrangements must be made for the textiles to be shipped from the supplier to Herman Miller for application to the Herman Miller products. Textiles must be tagged with the assigned identification number and the roll yardage quantity. See Omni for shipping procedures and current shipping addresses or contact a COM representative at (616) 654 3400 or (866) 854 3048 EXT 6543400.

Products will be scheduled for production when COM textiles are received at Herman Miller. Standard lead times in effect at that time will apply.

Note: If textiles are to be purchased directly by Herman Miller through the Supplier Connection program, Herman Miller will handle the ordering and shipping process and will schedule your order for production upon receipt of your purchase order (dependent on textile availability). Refer to the Supplier Connection program for more information.

Customer's Own Material Order Information — Workspaces

continued

Supplier Connection

Program Overview

The Supplier Connection program is a service offered by Herman Miller to purchase approved COM textiles directly from True Textiles, C.F. Stinson, Luna Textiles, Maharam, and Momentum Textiles. When you select a textile through this program, Herman Miller will facilitate the ordering, scheduling, and shipment of the textile directly with the supplier.

Suppliers included in the Supplier Connection program keep an active inventory of textiles that are pre-approved for application to Herman Miller products. Pre-approval applies only to the suitability of a textile for manufacturing and application to a Herman Miller product. Omni provides an overview of fabrics that have been tested and indicates whether or not they were approved for application to Herman Miller products.

Specific information on the terms and conditions, testing, approval, and ordering process for the Supplier Connection program is listed below. Questions and requests for assistance may be directed to your COM representative at:

(616) 654 3400

(866) 854 3048 EXT 6543400

Supplier Connection Warranty

Textiles purchased by Herman Miller through the Supplier Connection program are COM and are not warranted by Herman Miller. COM textiles are tested for application only; they are not tested for performance. The Herman Miller warranty does apply to the underlying products.

Suppliers of COM textiles are responsible for color consistency within commercial tolerances, UV stability, and resistance to soiling and perspiration.

Supplier Connection Pricing

Textiles purchased by Herman Miller through the Supplier Connection program are COM. COM is a Category 1 fabric. There are no application charges for COM fabrics.

Payment for textiles purchased by Herman Miller through the Supplier Connection program is the responsibility of the customer or dealer. Herman Miller will invoice the order at the supplier's prices published at the time of the order.

Textile Approval

1. Refer to Omni to identify the approval status of the textile. If your textile is not listed, contact the COM Department to request testing for application to Herman Miller products.
2. Herman Miller will notify you of approval or disapproval in approximately 4 days from receipt of the test yardage. If the textile is approved, it will be assigned a COM identification number.

Ordering Products with Supplier Connection COM

1. Identify and include the following information on your purchase order:
 - Product number and option
 - Herman Miller's COM identification number
2. Enter your order on Order Manager in Omni.
3. Upon receipt of the purchase order, Herman Miller will process your order and send you a PO acknowledgment. Herman Miller will determine the yardage required to produce your product and will order and schedule for delivery the required textile. Standard lead times in effect at the time the textile is allocated at the supplier will apply to products ordered through this program.

Proprietary Textiles Application Chart — Seating

• Available

[A] Assigned lead-time textile.

[N] Non-woven textile.

See following page for exception notes.

	Aeron® Chairs	Cosm™ Chairs	Mirra® 2 Chairs/Stools	Celle® Chairs/Stools	Embody® Chairs	Sayl® Work Chairs/Stools	Sayl Side Chairs	Setu® Chairs/Stools	Setu Lounge Chair/Ottoman	Verus™ Work Chairs/Stools Back	Verus Work Chairs/Stools Seat	Verus Side Chairs Back	Verus Side Chairs Seat	Verus Plus Chairs	Aside® Chairs	Caper® Chairs/Stools	Keyn Chair Group Back	Keyn Chair Group Seat	Lino™ Chairs Back	Lino Chairs Seat	Locale® Bench Cushion	Public Office Landscape® Back	Public Office Landscape Seat	Plex® Lounge Furniture	Swoop™ Lounge Seating - Fully Upholstered	Swoop Lounge Seating - Plywood	Eames® Tandem Sling Seating	Cushion Tops	Workspaces	
Price Category 1																														
COM Customer's Own Material [A]			14			1	1			1	1	1	1	1	1			1		1	1				1	1	1	1	1	1
231__ 8Z Pellicle®	•																													
1A7__ AireWeave™ 2			•																											
8T__ Crossing			•					•	•						•						•				•	•		•	•	
3DE__ Dex			14			•	•	•		•	•	•	•	•	•			•			•		•	19	•		•	•		
4RM__ Duo																			•										•	
6V__ Flexnet™																•														
95__ Gem			14					•	•						•						•			•	•		•	•		
845__ Intercept		•																												
365__ Interweave 2										•		•																		
4W__ Lyris 2™								•	•																					
1MN__ Monologue			14			24	22	•	•	•	•	•	•				•	•		•	•		•	•	•	•	•	•	•	
3DK__ Stretch Knit [A]						21																								
235__ Tailored [A]			•			•	•	•		•	•	•	•		•		•	•		•			•	23				7	•	
1WS__ Whisper			14			24	•	•	•	•	•	•	•	•	•		•	•		•	•		•	•	•	•	•	•	•	
Price Category 2																														
3AR__ Aristo			14			•	•	•	•	•	•	•	•	•	•			•		•	•		•	•	•	•	•	•	•	•
92__ Crepe			•			•	•	•	•	•	•	•	•	•	•		•	•		•	•		•	•	•	•	•	•	•	•
3EP__ Epic			14			•	•	•		•	•	•	•	•	•		•	•		•	•		•	•	•	•	•	•	7	•
22Q__ Fish Net			•			•	•	•		•	•	•	•	•	•		•	•		•	•		•	•	•	•	•	•	7	•
1LM__ Loom			14			•	•			•	•	•	•	•			•	•		•	•		•	•	•	•	•	•	•	•
1MV__ Marvel [N]						21	22										•												•	
1HA__ Medley			15	•		•	•	22		•	•	•	•	•	•		•	•		•	•		•	•	•	•	•	•	•	•
3A__ Moiré			14			•	•	•	•	•	•	•	•	•	•		•	•		•	•		•	•	•	•	•	•	•	•
30__ Rhythm			•	23		•	•	•	•	•	•	•	•	•	•		•	•		•	•		•	•	•	•	•	•	•	•
1RV__ Rivet			14			21	22			•	•	•	•	•	•		•	•		•	•		•	•	•	•	•	•	•	•
3SL__ Sequel [N] [A]			15			•	•	•	•	•	•	•	•	•	8		•	•		•	•		•	•	•	•	•	•	•	•
8R__ Twist			•			•	•	•	•	•	•	•	•	•	•		•	•		•	•		•	•	•	•	•	•	•	•
22T__ Well Suited														8										•	23				•	
Price Category 3																														
3AC__ Ace [N]						21	•			•	•	•	•	•	8		•	•		•	•		•	19				•		
70__ Bento						•	•	•	•		•	•	•	•	8		•			•									•	
4LN__ Landing																												•		
8M__ Latitude™					23	•	•													•					•	•				
22R__ Pins and Needles				14		•	•	•		•	•	•	•	•	•					•			•		•			•	•	•
22V__ String Plaid				14		•	•			•	•	•	•	•	•		•			•			•					•	•	•
Price Category 4																														
7Y__ Bingo [N] [A]						•	•	•	•	•	•	•	•	•	8		•	•		•	•								•	
1DL__ Dialogue																						•								
213__ Mercer				14		21	22			•	•	•	•	•			•	•		•			•		•	•	•	•	•	•
1A9__ Network																						•								
6J__ Plateau																•														•
6S__ Quilty				14		•	•			•	•	•	•	•	•		•	•		•	•				•			•	•	•
8Y__ Spools				14		21	•	•	•	•	•	•	•	•	•		•	•		•	•				•			•	•	•
22P__ Strata						•	•	•		•	•	•	•	•	•		•	•		•	•		•	•	•	•	•	•	•	•
3SY__ Sync				•	•	•	•	•	•	•	•	•	•	•	•		•	•		•	•		•	•	•	•	•	•	•	•

continued on next page

Proprietary Textiles Application Chart — Seating continued

• Available

[A] Assigned lead-time textile.

[N] Non-woven textile.

See below for exception notes.

	Aeron® Chairs	Cosm™ Chairs	Mirra® 2 Chairs/Stools	Celle® Chairs/Stools	Embody® Chairs	Sayl® Work Chairs/Stools	Sayl Side Chairs	Setu® Chairs/Stools	Setu Lounge Chair/Ottoman	Verus™ Work Chairs/Stools Back	Verus Work Chairs/Stools Seat	Verus Side Chairs Back	Verus Side Chairs Seat	Verus Plus Chairs	Aside® Chairs	Caper® Chairs/Stools	Keyn Chair Group Back	Keyn Chair Group Seat	Lino™ Chairs Back	Lino Chairs Seat	Locale® Bench Cushion	Public Office Landscape® Back	Public Office Landscape Seat	Plex® Lounge Furniture	Swoop™ Lounge Seating - Fully Upholstered	Swoop Lounge Seating - Plywood	Eames® Tandem Sling Seating	Cushion Tops	Workspaces			
Price Category 5																																
14A__ Hopsak			14		•	•	•	•	•	•	•	•	•	•	•		•	•		•	•		•	•	•	•	•	•	•	•	•	•
22N__ Noble (22H__) [A]			14		•	25	•			•	•	•	•	•	8		•	•		•	•		•	•	•	•	•	•	•	•	•	
3SU__ Summit [N]			15		•	•				•	•	•	•	•						•	•		•	•	•	•	•	•	•	•	•	
Price Category 6																																
35__ Balance					•																											
Price Category 7																																
COL Customer's Own Leather [A]	1		14												8																	1
Price Category 8																																
No fabrics available at this time																																
Price Category 9																																
21__ Leather [N]	23		14												8					•						•		•		•		

Application Note: Herman Miller cannot guarantee material/pattern alignment in adjacent products. For example, a fabric's pattern may not align from one pedestal cushion top to the next, or from one chair to another.

- 1 Refer to price book appendices and Omni for COM/COL information.
- 7 Available on 1" Cushion Tops only.
- 8 Only available on nonupholstered outer back option (PB).
- 14 Available on Celle UC (upholstered seat) and Celle UF (upholstered seat) Chairs.
- 15 Available only on Celle HC (upholstered seat with protective edge) and Celle HF (upholstered seat) Chairs.
- 19 Available on Plex seat only.

- 21 Not available on Sayl upholstered back work chairs.
- 22 Not available on Sayl side chairs with upholstered backs.
- 23 Available in select colors. Refer to "Proprietary Textile Colors-Seating" for color offering.
- 24 Not available on Sayl upholstered High-Back Work Chairs.
- 25 Not available on Sayl side chairs with upholstered backs. Available in select colors. Refer to "Proprietary Textile Colors-Seating" for color offering.

Proprietary Textile Colors — Seating

Price Category 1

Customer's Own Material
See Order Information in
Appendices.
Assigned lead-time textile. A

8Z Pellicle®
For New Aeron® Chairs
56% elastomeric
44% polyester
23101 Mineral
23102 Carbon
23103 Graphite

AireWeave™ 2
For Mirra® 2 Chairs
67% elastomeric
33% antimony-free polyester
1A701 Alpine
1A702 Slate Grey
1A703 Graphite
1A704 Lime Green
1A705 Cappuccino
1A706 Urban Orange
1A707 Dark Turquoise
1A708 Twilight

Crossing
54" wide
86% antimony-free polyester
14% polyester
8T03 Wicker
8T04 Porcelain
8T05 Warm Grey
8T06 Sepia
8T07 Pumpkin
8T08 Copper
8T09 Cranberry
8T10 Tomato
8T11 Mulberry
8T12 Plum
8T13 Green Apple
8T14 Loden
8T15 Spruce
8T16 Periwinkle
8T17 Cerulean
8T18 Indigo
8T19 Shale
8T20 Brownstone
8T21 Bark
8T22 Tin
8T23 Graphite
8T24 Black

Dex
54" wide
50% recycled polyester
50% polyester
3DE01 Frost
3DE02 Silver Pine
3DE03 Stone
3DE04 Shale
3DE05 Charcoal

Duo
For Lino™ Chairs
52% polyester
48% elastomeric
4RM01 Mineral
4RM02 Poppy
4RM03 Green Leaf
4RM04 Jade
4RM05 Shadow
4RM06 Graphite

Flexnet™
For Caper® Chairs
69% elastomeric
31% polyester
6V01 Black
6V02 Silver Grey

Gem
54" wide
100% antimony-free polyester
9502 Tangerine
9503 Red
9507 Twilight
9508 Bayou
9510 Berry Blue
9511 Aqua Green
9512 Green Apple
9514 Black
9515 Slate Grey
9516 Fog

Intercept
For Cosm™ Chairs
60% elastomeric
40% polyester
84501 Graphite
84502 Carbon
84503 Mineral
84504 Nightfall
84505 Glacier
84506 Canyon

Interweave 2
For Verus™ Chairs
65% elastomeric
35% polyester
36501 Iceberg
36502 Poppy
36503 Beachglass
36504 Blue Grotto
36505 Slate
36506 Shale

Lyris 2™
For Setu® Chairs
74% elastomeric
26% polyester
4W21 Alpine
4W22 Mango
4W23 Chartreuse
4W25 Berry Blue
4W26 Slate Grey
4W28 Chino
4W29 Rattan
4W30 Java
4W31 Graphite

Monologue
54" wide
56% recycled polyester
44% polyester
1MN01 Linen
1MN02 Alabaster
1MN03 Truffle
1MN04 Folkstone
1MN05 Silver Pine
1MN06 Slate
1MN07 Seed
1MN08 Yellow Oxide
1MN09 Persimmon
1MN10 Tundra
1MN11 Meadow
1MN12 Blue Sky
1MN13 Blue Spruce
1MN14 Deep Sea

Stretch Knit
Assigned lead-time textile. A
Available only on Sayl®
Suspension Back Work Chairs
97% polyester, 3% spandex
3DK01 Fog
3DK02 Slate Grey
3DK03 Java
3DK04 Black
3DK05 Red
3DK06 Green Apple
3DK07 Berry Blue

*Price category 1 continued on
next page*

Proprietary Textile Colors — Seating

continued

Price Category 1

continued

Tailored

Assigned lead-time textile. A

54" wide
56% polyester
44% recycled polyester

23501	Studio White *
23502	Sugar *
23503	Tomato
23504	Orchid
23505	Boysenberry
23506	Chive
23507	Bluegrass
23508	Cobalt
23509	Cadet
23510	Fog
23511	Graphite
23512	Black
23513	Coffee

* Colors not available on Plex™ Lounge Furniture.

Whisper

54" wide
73% recycled polyester
27% polyester

1WS01	Sand Dollar
1WS02	Pebble
1WS03	Silver Birch
1WS04	Iceberg
1WS05	Silver Pine
1WS06	Carbon
1WS07	Cumin
1WS08	Adobe
1WS09	Strawberry
1WS10	Blush
1WS11	Eggplant
1WS12	Willow
1WS13	Sea Grass
1WS14	Pool
1WS15	Blueberry

Price Category 2

Aristo

54" wide
88% recycled polyester
12% polyester
Acrylic backing

3AR01	Forest Moss
3AR02	Light Brindle
3AR03	Mink
3AR04	Copper
3AR05	Adobe
3AR06	Cherry
3AR07	Lilac
3AR08	Green Apple
3AR09	Surf
3AR10	Waterfall
3AR11	Cadet
3AR12	Tin
3AR13	Pewter
3AR14	Grey Brindle
3AR15	Grey Black

Crepe

54" wide
100% recycled polyester

9201	Licorice
9203	Smoke
9207	Cherry
9209	Claret
9212	Raisin
9218	Aquamarine
9223	Cadet
9241	Beachglass
9243	Midnight
9244	Artichoke
9248	Warm White
9249	Stone
9250	Earth
9251	Fog
9252	Slate Grey
9253	Yellow Dark
9254	Coral
9255	Blush Grey
9256	Wild Berry
9257	Clover
9258	Caribbean
9259	Cerulean

Crepe continued

9260	Brownstone
9261	Shale
9262	Graphite
9263	Tomato
9264	Green Apple

Epic

54" wide
56% recycled polyester
44% polyester
Acrylic backing

3EP01	Alabaster
3EP02	Smoke
3EP03	Falcon
3EP04	Citrus Spring
3EP05	Copper
3EP06	Urban Orange
3EP07	Poppy
3EP08	Wild Plum
3EP09	Sugar Plum
3EP10	Clover
3EP11	Loden
3EP12	Everglade
3EP13	Mist
3EP14	Peacock
3EP15	Cadet
3EP16	Indigo
3EP17	Spring Wood
3EP18	Grey Brindle
3EP19	Seed
3EP20	Carbon Dark

Fish Net

55" wide
100% recycled polyester

22Q01	Oyster
22Q02	Stone
22Q03	Citrus
22Q04	Curry
22Q05	Chipotle
22Q06	Cherry
22Q07	Fuschia
22Q08	Claret
22Q09	Purple
22Q10	Clover
22Q11	Pesto
22Q12	Peacock
22Q13	Lagoon
22Q14	Twilight
22Q15	Bluestone
22Q16	Storm
22Q17	Black
22Q18	Cocoa

Loom

54" wide
100% polyester

1LM01	Linen
1LM02	Brown Sugar and Spice
1LM03	Brick and Mortar
1LM04	Salt and Pepper
1LM05	Black
1LM06	Lemongrass
1LM07	Poppy
1LM08	Wild Berry
1LM09	Loden
1LM10	Jade
1LM11	Deep Sea

Price category 2 continued on next page

Proprietary Textile Colors — Seating

continued

Price Category 2

continued

Marvel

54" wide	
100% pvc-free polyurethane	
1MV01	Summer White
1MV02	Sand Dollar
1MV03	Espresso
1MV04	Folkstone Grey
1MV05	Graphite
1MV06	Onyx
1MV07	Polar Blue
1MV08	Blush Grey
1MV09	Woodrose
1MV10	Citrus
1MV11	Adobe
1MV12	Red
1MV13	Kiwi Green
1MV14	Pine
1MV15	Teal Green
1MV16	Twilight

Medley

54" wide	
100% polyester	
1HA01	Stone
1HA02	Trail
1HA03	Charcoal
1HA04	Cinder
1HA05	Citrus
1HA06	Papaya
1HA07	Chutney
1HA08	Tundra
1HA09	Feather Grey
1HA10	Chartreuse
1HA11	Loden
1HA12	Peacock
1HA13	Bayou
1HA14	Blue Grotto
1HA15	Blueberry
1HA22	Khaki
1HA23	Pewter
1HA24	Yellow Oxide
1HA25	Vintage Rose
1HA26	Raspberry
1HA27	Acai Berry

Moiré

54" wide	
100% recycled polyester	
3A01	Concrete
3A02	Biscotti
3A03	Rattan
3A04	Chambray
3A05	Fern
3A08	Violet
3A09	Zin
3A10	Curry
3A11	Spice
3A12	Cork

Rhythm

54" wide	
100% polyester	
3001	Kiwi Green *
3002	Green Apple
3003	Peacock
3004	Bayou *
3005	Berry Blue
3006	Iris
3007	Twilight
3008	Pumpkin *
3009	Poppy *
3010	Molasses
3011	Mulberry
3012	Khaki *
3013	Mink
3014	Black
3015	Charcoal

* Colors not available on Embody® Chair.

Rivet

54" wide	
100% recycled polyester	
1RV01	Twig
1RV02	Deep Clay
1RV03	Woodrose
1RV04	Otter
1RV05	Hemlock
1RV06	Olive
1RV07	Lagoon
1RV08	Deep Sea
1RV09	Charcoal
1RV10	Grey Brindle

Sequel

54" wide	
100% vinyl	
100% polyester knit backing	
Resilience® finish	
3SL01	White
3SL02	Pebble
3SL03	Mushroom
3SL04	Stone
3SL05	Chestnut
3SL06	Rattan
3SL07	Black Cherry
3SL08	Tundra
3SL09	Seal
3SL10	Blue Fog
3SL11	Folkstone
3SL12	Shale
3SL13	Slate Grey
3SL14	Charcoal
3SL15	Carbon Dark
3SL28	Navy

Twist

54" wide	
80% antimony-free polyester	
13% recycled polyester	
7% polyester	
8R05	Wicker
8R10	Poppy
8R14	Tin
8R15	Shale
8R16	Graphite
8R17	Birch
8R18	Sepia
8R22	Blueberry
8R23	Green Apple
8R26	Gunmetal
8R27	Cinder
8R28	Citrus
8R29	Pekoe
8R30	Tangerine
8R31	Red Plum
8R32	Wisteria
8R33	Forest
8R34	Jade Dark
8R35	Waterfall
8R36	Midnight Blue
8R37	Carbon Dark

Price category 2 continued on next page

Proprietary Textile Colors — Seating

continued

Price Category 2

continued

Well Suited

55" wide
79% polyester
21% recycled polyester

22T01	Oyster *
22T02	Raffia *
22T03	Peppermint *
22T08	Cool Grey *
22T16	Jade
22T17	Peacock
22T18	Blueberry

* Colors not available on Swoop™ Plywood Lounge Seating.

Price Category 3

Ace

54" wide
100% polyurethane
Polyester knit backing
Stain resistant finish

3AC01	Summer White
3AC02	White Ash
3AC03	Rye
3AC04	Metal
3AC05	Clay
3AC06	Chestnut
3AC07	Citrus
3AC08	Camelback
3AC09	Chipotle
3AC10	Claret
3AC11	Slate Purple
3AC12	Artichoke
3AC13	Sepia Dark
3AC14	Aloe
3AC15	Flint
3AC16	Blue Sky
3AC17	Oceanside
3AC18	Midnight
3AC19	Spring Wood
3AC20	Frost
3AC21	Lead
3AC22	Black

Bento

54" wide
100% antimony-free polyester

7001	Frost
7002	Linen
7003	Khaki
7004	Truffle
7005	Grey Black
7006	Pumpkin
7007	Cranberry
7008	Everglade
7009	Cobalt

Landing

For Eames® Tandem Sling Seating
54" wide
100% TPE
Polyester knit backing

4LN01	Black
-------	-------

Latitude™

61" wide
100% polyester

8M01	Graphite
8M02	Shadow
8M10	Alpine
8M17	Black
8M21	Slate Grey
8M22	Lime Green
8M23	French Press
8M24	Urban Orange
8M25	Dark Turquoise
8M26	Twilight

Latitude

Colors for Mirra 2 Chairs
100% polyester

8M10	Alpine
8M17	Black
8M21	Slate Grey
8M22	Lime Green
8M23	French Press
8M24	Urban Orange
8M25	Dark Turquoise
8M26	Twilight

Pins and Needles

58" wide
76% recycled polyester
24% polyester

22R01	Day and Night
22R02	Night and Day

String Plaid

54" wide
100% recycled polyester

22V01	Warm White on Khaki
22V02	Mint on Yellow Green
22V03	Mist on Blue Grey
22V04	Sky Blue on Red
22V05	Lime on Magenta
22V06	Bright Green on Green
22V07	Aqua Blue on Cerulean
22V08	Ivory on Black

Proprietary Textile Colors — Seating

continued

Price Category 4

Bingo

54" wide
100% PVC-free polyurethane
Resilience® finish

7Y01	Oyster
7Y02	Natural
7Y03	Cashew
7Y05	Rattan
7Y06	Root
7Y07	Woodland
7Y10	Allspice
7Y11	Canyon
7Y17	Seed
7Y18	Mushroom
7Y19	Blue Grey
7Y21	Black
7Y22	Mint
7Y23	Seaport
7Y24	Evening Blue
7Y26	Kiwi Green
7Y27	Celadon
7Y29	Pesto

Dialogue

For Public Office Landscape®
Sectional Back/Social Chair Back
knit to size
100% polyester

1DL01	Light Brindle
1DL02	Dark Brindle

Mercer

54" wide
50% solution dyed recycled nylon
50% solution dyed nylon
BLOCKaide

21301	Stone
21303	Cayenne
21305	Pesto
21306	Teal Blue
21307	Ultramarine
21310	Charcoal

Network

For Public Office Landscape®
Sectional Back/Social Chair Back
knit to size
100% polyester

1A901	Warm White
1A902	Fog
1A903	Red
1A904	Wildberry
1A905	Green Apple
1A906	Twilight
1A907	Graphite

Plateau

Perspectives® Collection

knit to size
100% polyester

6J01	Feather Grey
6J02	Trail
6J06	Twig
6J08	Sagebrush
6J09	Winter Berry
6J10	Thunder
6J11	Blueberry
6J12	Rosemary
6J14	Black

Quilty

56" wide
100% antimony-free polyester
GreenShield

6S03	Khaki
6S04	Straw
6S07	Brick
6S10	Mink
6S11	Green Apple
6S13	Indigo
6S14	Zinc
6S15	Slate
6S16	Beachwood
6S17	Paprika
6S18	Plum
6S19	Juniper
6S20	Grey Black

Spools

54" wide
51% recycled polyester
49% polyester
Crypton® Green

8Y03	Trail
8Y05	Copper
8Y08	Bluegrass
8Y09	Lagoon
8Y12	Marsh
8Y13	Bud

Strata

54" wide
50% solution dyed recycled nylon
50% solution dyed nylon
BLOCKaide

22P04	Pesto
22P05	Peacock
22P06	Blue Jay
22P07	Blueberry
22P09	Mango
22P10	Paprika
22P12	Wheat
22P13	Brownstone
22P14	Bayou

Sync

55" wide
100% polyester

3SY01	Pine Cone
3SY02	Citron
3SY03	Canyon
3SY04	Truffle
3SY05	Wild Berry
3SY06	Everglade
3SY07	Glacier
3SY08	Nightfall
3SY09	Dark Mineral
3SY10	Slate Grey
3SY11	Dark Carbon
3SY12	Black

Price Category 5

Hopsak

56" wide
100% recycled polyester

14A20	Black
14A22	Raw Umber Dark
14A26	Grey Blue Dark
14A30	Sepia Dark
14A38	Emerald Dark
14A39	Yellow Dark
14A40	Orange
14A41	Sienna
14A42	Olive Green Dark
14A43	Crimson
14A44	Crimson Dark Dark
14A45	Violet Dark
14A46	Pink Dark Dark
14A47	Ultramarine Dark
14A48	Cobalt Blue
14A49	Terra Cotta
14A50	Ochre Dark

Noble

Assigned lead-time textile. ^A

54" wide	
100% wool	
22N07	Cadet *
22N12	Blue Grey Mix *
22H15	Heathered Black **
22H16	Heathered Grey **
22H17	Heathered Twilight **
22H18	Heathered Rye Grass **
22N23	Lagoon Mix *

* Colors not available on Sayl® Side Chairs.

** Colors not available on Sayl Side Chairs Back.

Price category 5 continued on next page

Proprietary Textile Colors — Seating

continued

Price Category 5

continued

Summit	
54" wide	
100% silicone	
Polyester knit backing	
3SU01	Bright White
3SU02	Oyster
3SU03	Metal
3SU04	Khaki
3SU05	Taupe
3SU06	Java
3SU07	Black
3SU08	Cherry
3SU09	Beachglass
3SU10	Midnight

Price Category 6

Balance	
For Embody® chairs	
100% polyester	
3512	Carbon
3513	Black

Price Category 7

Customer's Own Leather	
See Order Information in	
Appendices. Assigned lead-time	
textile. A	

Price Category 8

No fabrics available at this time.

Proprietary Textile Colors — Seating

continued

Price Category 9

Leather	
approx. 50 sq. ft. per hide	
100% leather	
2101	Ivory
2109	Black *
2110	Smoke
2111	Graphite
2112	Khaki
2113	Rattan
2114	Truffle
2115	Alpine
2116	Haze
2117	Sable Grey
2118	Dark Mineral **
2119	Dark Carbon ***
2120	Cranberry
2121	Deep Sea

* Armpad color available on Aeron® Chair, Graphite.

** Armpad color available on Aeron Chair, Mineral.

*** Armpad color available on Aeron Chair, Carbon.



Maharam® Application Chart — Seating

- Available

[A] Maharam textiles are on assigned lead times.

[N] Non-woven textile.

See following page for exception notes.

	Mirra® Chairs/Stools	Celle® Chairs	Sayl® Work Chairs/Stools	Sayl Side Chairs	Setu® Chairs/Stools	Setu Lounge Chair/Ottoman	Verus™ Work Chairs/Stools Back	Verus Work Chairs/Stools Seat	Verus Side Chairs Back	Verus Side Chairs Seat	Verus Plus Chairs	Aside® Chairs	Caper® Chairs/Stools	Keyn Chair Group Back	Keyn Chair Group Seat	Lino™ Chairs Seat	Locale® Bench Cushions	Public Office Landscape® Seat	Plex® Lounge Furniture	Swoop™ Lounge Seating - Fully Upholstered	Swoop Lounge Seating - Plywood	Cushion Tops	Workspaces
Price Category 1-2																							
No fabrics available at this time.																							
Price Category 3																							
ZM2__ Meld - Maharam *	14	•	•	•	•	•	•	•	•	•	8		•	•	•	•	•	•	•	•	•	•	
Price Category 4-9																							
No fabrics available at this time.																							
Price Category A																							
No fabrics available at this time.																							
Price Category B																							
VM__ Medium - Maharam	14	•	•			•	•	•	•	•	•		•	•	•						•	•	
TI__ Messenger - Maharam *	14	•	•	•	•	•	•	•	•	•	•		•	•	•				•	•	•	•	
Price Category C																							
ZLR__ Lariat - Maharam [N]	15	•	•			•	•	•	•	•			•	•				•	20			•	
Z27__ Manner - Maharam	14	•	•			•	•	•	•	•			•	•					•	•	•	•	
887__ Merit - Maharam	14	•	•										•	•				•	•	•	•		
Z3__ Metric - Maharam	14	•	•			•	•	•	•	•			•	•				•	•	•	•		
ZML__ Milestone - Maharam	14	•	•			•	•	•	•	•			•	•				•	•	•	•		
8EY__ Murmur - Maharam	14	•	16			•	•	•	•	•			•	•				•	•	•	•	7	
Price Category D																							
ZAT__ Article - Maharam [N]	14	16	16			•	•	•	•	•			•	•	•			•				7	
ZMD__ Mode - Maharam	14	18	•			•	•	•	•	•			•	•				•	•	•	•	•	
Price Category E																							
896__ Dwell - Maharam	14	16	16			•	•	•	•	•			•	•				•				7	
ZFS__ Focus - Maharam	14	16	16							•			•	•								•	
VgG__ Ledger - Maharam [N]	15	18	16			•	•	•	•				•	•	•							•	
ZBQ__ Oblique - Maharam			16			•	•	•	•	•			•	•						•	•	•	
ZP2__ Pick - Maharam		18	•			•	•	•	•	•			•	•						•	•	•	
Z32__ Skein - Maharam	14	16	16	•						•			•	•								•	
ZT3__ Technic - Maharam	14	18	•							•			•	•								7	
Price Category F																							
82T__ Apt [N] - Maharam		18	•			•	•	•	•	•			•	•				•	21	•		7	
871__ Brindle - Maharam	14	16	16			•	•	•	•	•			•	•				•				•	
ZCH__ Chock - Maharam			•							•												7	
ZC8__ Coin - Maharam	14	•	16							•			•	•								•	
ZCJ__ Coincide - Maharam		16	•										•	•								7	
87Z__ Conduit - Maharam	14	16	16			•	•	•	•	•			•	•				•				7	
VS__ Crush - Maharam				•	•															•		7	
ZD1__ Disc - Maharam	14	18	16							•			•	•								•	
ZD3__ Divide - Maharam	14	18	•							•			•	•								•	
ZEE__ Exchange - Maharam	14	18	16			•	•	•	•	•			•	•				20				•	
74M__ Instill [N] - Maharam	15	18	16			•	•	•	•	•			•	•	•			•	•	•	•	7	
Z29__ Plait - Maharam	14	16	•			•	•	•	•	•			•	•						•		•	
ZRV__ Rove - Maharam	14	16	•			•	•	•	•	•			•	•								7	
ZRA__ Runner Standard - Maharam	14	18	•										•	•								7	
Z31__ Sequence - Maharam	14	•	•			•				•			•	•						•		•	
Z33__ Strum - Maharam [N]			16										•	•						•		7	

continued on next page

* Available in select colors on 20-day lead-time.

Refer to "Maharam Colors - Seating" for 20-day colors.

Maharam® Application Chart — Seating *continued*

• Available

[A] Maharam textiles are on assigned lead times.

[N] Non-woven textile.

See below for exception notes.

Appendix: Maharam Application Chart — Seating

	Mirra® Chairs/Stools	Celle® Chairs	Sayl® Work Chairs/Stools	Sayl Side Chairs	Setu® Chairs/Stools	Setu Lounge Chair/Ottoman	Verus™ Work Chairs/Stools Back	Verus Work Chairs/Stools Seat	Verus Side Chairs Back	Verus Side Chairs Seat	Verus Plus Chairs	Aside® Chairs	Caper® Chairs/Stools	Keyn Chair Group Back	Keyn Chair Group Seat	Lino™ Chairs Seat	Locale® Bench Cushions	Public Office Landscape® Seat	Plex® Lounge Furniture	Swoop™ Lounge Seating - Fully Upholstered	Swoop Lounge Seating - Plywood	Cushion Tops	Workspaces
Price Category G																							
ZC9__ Coin Crypton - Maharam			•	16				•							•							7	
ZCF__ Coincide High Performance - Maharam	14	16	16					•		•					•								7
ZCQ__ Colline - Maharam																							7
ZC2__ Compound - Maharam [N]			16	16				•		•		8			•	•				•		•	7
T1__ Dart - Maharam				16				•		•					•	•					•		7
ZD4__ Divide Crypton - Maharam	14	16	•										•		•								7
TG__ Divina Melange - Maharam	14	•	•	•	•	•	•	•	•	•	•	8		•	•	•				•	•	•	•
ZEM__ Emboss - Maharam [N]	15		16												•								7
ZF1__ Fold - Maharam [N]	15	16	16												•								7
ZH1__ Hero by Kvadrat - Maharam	14	•	16				•	•	•	•	•			•	•	•							7
ZPR__ Pare - Maharam	14	18	16					•		•		8			•	•			•	•	•		7
ZP1__ Pick Crypton - Maharam	14	16	•										•		•	•							7
ZP3__ Pocket - Maharam	14		•					•		•					•	•					•		•
V26__ Remix - Maharam			16	16										•	•					•		•	•
ZRF__ Runner - Maharam	14	16	16												•								•
ZSN__ Sheen - Maharam	14	18	•				•	•		•					•								7
ZSE__ Steelcut - Maharam			•	•				•	•	•					•	•				•			7
V25__ Steelcut Trio - Maharam	14	16	•							•					•					•			•
ZS1__ Stride - Maharam	14	•	•										•		•	•							7
ZVT__ Vestige - Maharam	14	18	•										•		•	•							7
Price Category H																							
ZT__ Circles - Maharam	14	16	16												•								•
ZS__ Crosspatch - Maharam	14		•												•								•
Z2D__ Ditto - Maharam	14	•	16												•						•		•
Z23__ Divina MD - Maharam	14	•	16	•			•	•	•	•	•			•	•	•				•	•	•	•
TF__ Divina - Maharam	14	•	•	•	•	•	•	•	•	•	•	8		•	•	•				•	•	•	•
ZK__ Dot Pattern - Maharam	14	•	•	•	•	•	•	•	•	•	•			•	•	•							•
Z24__ Hallingdal - Maharam	14	•	•	•			•	•	•	•	•			•	•	•				•	•	•	•
ZQF__ Offset - Maharam	14	16	•										•		•								•
ZL__ Small Dot Pattern - Maharam	14	•	•	•			•	•		•				•	•								•
ZTN__ Tonus - Maharam			16	16												•				•			7
Price Category I																							
7CW__ Cursive - Maharam	14	16	16				•	•	•	•	8			•	•	•	•			•		•	•
ZT2__ Teatro - Maharam			•	•				•		•													7
Price Category J																							
No fabrics available at this time.																							
Price Category K																							
ZC7__ Coda by Kvadrat - Maharam	14	16	16										•										•
Price Category L																							
ZMK__ Minicheck - Maharam	14	•	•										•		•	•							7
Price Category M																							
ZF2__ Fruit - Maharam	14		16										•										7
Price Category N-Z																							
No fabrics available at this time.																							

7 Available on 1" Cushion Tops only.

8 Only available on nonupholstered outer back option (PB).

14 Available on Celle UC (upholstered seat) and Celle UF (upholstered seat) chairs.

15 Available only on Celle HC (upholstered seat with protective edge) and Celle HF (upholstered seat) chairs.

16 Available on Sayl Chair seat.

18 Available on Sayl Chair seat and upholstered mid-back.

20 Not available on Plex Club Chair with Headrest.

21 Available on Plex seat and on Ottoman.

Maharam® Colors — Seating

Price Category 1-2

No fabrics available at this time.

Price Category 3

Meld – Maharam

54" wide
68% post-consumer recycled polyester
32% polyester
PFOA-Free stain resistant

ZM201/466387-201	Vast
ZM202/466387-202	Panda *
ZM203/466387-203	Skyline *
ZM204/466387-204	Knight *
ZM205/466387-205	Quill **
ZM206/466387-206	Pipe
ZM207/466387-207	Grate *
ZM208/466387-208	Gloss
ZM209/466387-209	Bulb
ZM210/466387-210	Bride
ZM211/466387-211	Stark
ZM212/466387-212	Seashell
ZM213/466387-213	Antler
ZM214/466387-214	Crater *
ZM215/466387-215	Perennial
ZM216/466387-216	Mulberry
ZM217/466387-217	Fuchsia *
ZM218/466387-218	Amethyst *
ZM219/466387-219	Merlot
ZM220/466387-220	Magma *
ZM221/466387-221	Rooster
ZM222/466387-222	Heat *
ZM223/466387-223	Clementine
ZM224/466387-224	Fox
ZM225/466387-225	Kiss *
ZM226/466387-226	Bare
ZM227/466387-227	Blonde
ZM228/466387-228	Mimosa
ZM229/466387-229	Comet *
ZM230/466387-230	Honeydew
ZM231/466387-231	Wild *
ZM232/466387-232	Vine
ZM233/466387-233	Seed
ZM234/466387-234	Kale *

* Colors available on
20-day lead time.

** Colors available on
10-day lead time.

Meld continued

ZM235/466387-235	Waterfall *
ZM236/466387-236	Nordic *
ZM237/466387-237	Reef *
ZM238/466387-238	Wave
ZM239/466387-239	Isle **
ZM240/466387-240	Creek
ZM241/466387-241	Mariner *
ZM242/466387-242	Globe
ZM243/466387-243	Spa

Price Category 4-9

No fabrics available at this time.

- Maharam textiles are on assigned lead times A unless otherwise noted.
- Fabric numbers are listed as Herman Miller fabric number/Maharam fabric number.

Maharam® Colors — Seating

continued

Appendix: Maharam Colors — Seating

Price Category A

No fabrics available at this time.

Price Category B

Medium – Maharam

54" wide

100% polyester

VM01/463490-001	Raven
VM02/463490-002	Smoke
VM03/463490-003	Alloy
VM04/463490-004	Flax
VM06/463490-006	Bark
VM07/463490-007	Espresso
VM08/463490-008	Pecan
VM12/463490-012	Pumpkin
VM13/463490-013	Persimmon
VM14/463490-014	Laser
VM16/463490-016	Port
VM22/463490-022	Marina
VM29/463490-029	Pistachio
VM32/463490-032	Prospect
VM36/463490-036	Delight
VM39/463490-039	Nautical
VM40/463490-040	Pool
VM44/463490-044	Washed
VM45/463490-045	Sculpture
VM46/463490-046	Thatched
VM47/463490-047	Hike
VM48/463490-048	Tangle
VM49/463490-049	Pacific
VM50/463490-050	Cosmic
VM51/463490-051	Cascade
VM52/463490-052	Blackberry
VM53/463490-053	Nasturtium
VM54/463490-054	Wooded

Messenger – Maharam

54" wide

78% recycled polyester

15% polyester, 7% nylon

T107/458640-007	Shadow
T108/458640-008	Bayou *
T124/458640-024	Poppy
T125/458640-025	Mao
T129/458640-029	Onyx *
T131/458640-031	Cloud *
T138/458640-038	Depth *
T140/458640-040	Nile *
T141/458640-041	Azure *
T145/458640-045	Cactus *
T146/458640-046	Ice *
T148/458640-048	Neon
T150/458640-050	Hydrangea
T153/458640-053	Tangelo
T154/458640-054	Lumine *
T158/458640-058	Snow
T160/458640-060	Peridot
T161/458640-061	Capri *
T162/458640-062	Ultramarine
T163/458640-063	Squall
T166/458640-066	Cassis
T167/458640-067	Aster
T169/458640-069	Cherry
T170/458640-070	Vibrant
T171/458640-071	Satsuma *
T172/458640-072	Maize

* Colors available on 20-day lead time.

Messenger continued

T176/458640-076	Fossil
T177/458640-077	Ash
T178/458640-078	Tusk
T179/458640-079	Oyster
T181/458640-081	Husk
T184/458640-084	Robust
T185/458640-085	Beyond
T186/458640-086	Voyage *
T187/458640-087	Everglade
T189/458640-089	Blanch
T190/458640-090	Longspur
T191/458640-091	Vireo
T192/458640-092	Dipper
T193/458640-093	Gale
T194/458640-094	Hunter
T195/458640-095	Lime
T196/458640-096	Apple
T197/458640-097	Krill
T198/458640-098	Catalyst

- Maharam textiles are on assigned lead times **A** unless otherwise noted.
- Fabric numbers are listed as Herman Miller fabric number/Maharam fabric number.

Maharam® Colors — Seating

continued

Price Category C

Lariat – Maharam

54" wide	
100% vinyl	
ZLR01/440401-001	001
ZLR02/440401-002	002
ZLR03/440401-003	003
ZLR04/440401-004	004
ZLR06/440401-006	006
ZLR07/440401-007	007
ZLR08/440401-008	008
ZLR10/440401-010	010
ZLR11/440401-011	011
ZLR12/440401-012	012
ZLR13/440401-013	013
ZLR14/440401-014	014
ZLR15/440401-015	015
ZLR16/440401-016	016
ZLR18/440401-018	018
ZLR20/440401-020	020
ZLR21/440401-021	021
ZLR23/440401-023	023
ZLR24/440401-024	024
ZLR25/440401-025	025
ZLR26/440401-026	026
ZLR27/440401-027	027
ZLR28/440401-028	028
ZLR29/440401-029	029
ZLR30/440401-030	030
ZLR31/440401-031	031
ZLR32/440401-032	032
ZLR33/440401-033	033
ZLR34/440401-034	034
ZLR35/440401-035	035
ZLR36/440401-036	036
ZLR37/440401-037	037
ZLR38/440401-038	038

Manner - Maharam

54" wide	
100% recycled polyester	
Z2701/466177-001	Magic
Z2702/466177-002	Carob
Z2703/466177-003	Porpoise
Z2704/466177-004	Flint
Z2705/466177-005	Hush
Z2706/466177-006	Nuance
Z2711/466177-011	Ember
Z2712/466177-012	Wagon
Z2713/466177-013	Ablaze
Z2714/466177-014	Peel
Z2716/466177-016	Butterscotch
Z2717/466177-017	Harvest
Z2720/466177-020	Parakeet
Z2722/466177-022	Aquatic
Z2723/466177-023	Cottage
Z2724/466177-024	Dahlia
Z2725/466177-025	Vivid
Z2726/466177-026	Basin
Z2727/466177-027	Schooner
Z2728/466177-028	Slope
Z2729/466177-029	Silverpoint
Z2730/466177-030	Lattice
Z2731/466177-031	Smoky
Z2732/466177-032	Magnetic
Z2733/466177-033	Woad
Z2734/466177-034	Resolute
Z2735/466177-035	Cruise
Z2736/466177-036	Atmospheric
Z2737/466177-037	Cloudburst
Z2738/466177-038	Tidewater
Z2739/466177-039	Firth
Z2740/466177-040	Oceanside
Z2741/466177-041	Grandeur
Z2742/466177-042	Comfort
Z2743/466177-043	Dill
Z2744/466177-044	Poplar
Z2745/466177-045	Citronella
Z2746/466177-046	Passerine

Manner continued

Z2747/466177-047	Southwest
Z2748/466177-048	Roseate
Z2749/466177-049	Charisma
Z2750/466177-050	Siltstone
Z2751/466177-051	Kimono
Z2752/466177-052	Valiant
Z2753/466177-053	Baroness

Merit - Maharam

54" wide	
76% post-industrial recycled polyester	
24% polyester	
PFOA-Free stain resistant	
88Z01/466444-001	Trickle
88Z02/466444-002	Beluga
88Z03/466444-003	Gunmetal
88Z04/466444-004	Blackout
88Z05/466444-005	Superior
88Z06/466444-006	Ocean
88Z07/466444-007	Highborn
88Z08/466444-008	Immersed
88Z09/466444-009	Rainfall
88Z10/466444-010	Blizzard
88Z11/466444-011	Poolside
88Z12/466444-012	Steel
88Z13/466444-013	Zircon
88Z14/466444-014	Ripple
88Z15/466444-015	Aegean
88Z16/466444-016	Armada
88Z17/466444-017	Hedera
88Z18/466444-018	Rainforest
88Z19/466444-019	Gator
88Z20/466444-020	Vineyard
88Z21/466444-021	Pine
88Z22/466444-022	Kiwi
88Z23/466444-023	Kookaburra
88Z24/466444-024	Bellini
88Z25/466444-025	Sunflower
88Z26/466444-026	Sandstorm

Merit continued

88Z27/466444-027	Mudder
88Z28/466444-028	Lynx
88Z29/466444-029	Farro
88Z30/466444-030	Manila
88Z31/466444-031	Starfish
88Z32/466444-032	Brass
88Z33/466444-033	Arrow
88Z34/466444-034	Gelato
88Z35/466444-035	Nectarine
88Z36/466444-036	Macaron
88Z37/466444-037	Alert
88Z38/466444-038	Goji
88Z39/466444-039	Cabernet
88Z40/466444-040	Eggplant
88Z41/466444-041	Hawk
88Z42/466444-042	Stag
88Z43/466444-043	Overcast

Metric – Maharam

54" wide	
51% recycled polyester	
49% polyester	
Z302/466014-002	Fog
Z303/466014-003	Fleece
Z312/466014-012	Cardinal
Z313/466014-013	Lava
Z318/466014-018	Pollen
Z320/466014-020	Alligator
Z323/466014-023	Tar
Z324/466014-024	Anchor
Z326/466014-026	Admiral
Z327/466014-027	Seaport
Z328/466014-028	Scuba
Z329/466014-029	Skate
Z330/466014-030	Hopscotch
Z331/466014-031	Film
Z332/466014-032	Whale
Z333/466014-033	Downpour
Z334/466014-034	Midday
Z335/466014-035	Talisman

Price category C continued on next page

- Maharam textiles are on assigned lead times ^A unless otherwise noted.
- Fabric numbers are listed as Herman Miller fabric number/Maharam fabric number.

Maharam® Colors – Seating

continued

Price Category C

continued

Metric continued

Z336/466014-036	Hedgerow
Z337/466014-037	Snorkel
Z338/466014-038	Highway
Z339/466014-039	Canary
Z340/466014-040	Sunny
Z341/466014-041	Aztec
Z342/466014-042	Fruit
Z343/466014-043	Galah
Z344/466014-044	Kiln
Z345/466014-045	Moth

Milestone – Maharam

54" wide	
78% post-industrial recycled polyester	
15% polyester	
7% nylon	
ZML22/403901-022	Pewter
ZML25/403901-025	Charcoal
ZML26/403901-026	Ebony
ZML29/403901-029	Medium Grey
ZML31/403901-031	Ground
ZML46/403901-046	Tortoise
ZML47/403901-047	Rush
ZML54/403901-054	Linger
ZML55/403901-055	Embrace
ZML57/403901-057	Coffee
ZML58/403901-058	Bison
ZML61/403901-061	Tiger Lily
ZML62/403901-062	Aurora
ZML69/403901-069	Lychee
ZML71/403901-071	Daffodil
ZML72/403901-072	Ecru
ZML77/403901-077	Basil
ZML78/403901-078	Spruce
ZML79/403901-079	Fountain
ZML80/403901-080	Mykonos

Murmur - Maharam

55" wide	
100% polyester	
PFOA-Free stain resistant	
8EY01/466446-001	Gust
8EY02/466446-002	Harmonica
8EY03/466446-003	Canopy
8EY04/466446-004	Dim
8EY05/466446-005	Peppercorn
8EY06/466446-006	Cauldron
8EY07/466446-007	Conquer
8EY08/466446-008	Rapids
8EY09/466446-009	Seawater
8EY10/466446-010	Baby
8EY11/466446-011	Elderberry
8EY12/466446-012	Iceberg
8EY13/466446-013	Tallgrass
8EY14/466446-014	Underground
8EY15/466446-015	Biome
8EY16/466446-016	Cask
8EY17/466446-017	Argan
8EY18/466446-018	Sundown
8EY19/466446-019	Ignite
8EY20/466446-020	Sultry
8EY21/466446-021	Sangria

Price Category D

Article – Maharam

54" wide	
100% vinyl	
ZAT08/458600-008	Marina
ZAT13/458600-013	Flume
ZAT14/458600-014	Storm
ZAT15/458600-015	Toast
ZAT19/458600-019	Fleece
ZAT22/458600-022	Stone
ZAT26/458600-026	Mercury
ZAT29/458600-029	Bluegrass
ZAT31/458600-031	Truffle
ZAT32/458600-032	Gravel
ZAT33/458600-033	Value
ZAT34/458600-034	Tint
ZAT35/458600-035	Snowflake
ZAT36/458600-036	Chalice
ZAT37/458600-037	Trail
ZAT38/458600-038	Pyramid
ZAT39/458600-039	Desert
ZAT40/458600-040	Lei
ZAT41/458600-041	Rouge
ZAT42/458600-042	Karma
ZAT43/458600-043	Opal
ZAT44/458600-044	Periwinkle
ZAT45/458600-045	Vampire
ZAT46/458600-046	Surf
ZAT47/458600-047	Plumage

Mode – Maharam

54" wide	
80% post-consumer recycled polyester	
20% polyester	
PFOA-Free stain resistant finish	
ZMD01/466337-001	Stroll
ZMD02/466337-002	Intaglio
ZMD03/466337-003	Ominous
ZMD04/466337-004	Machine
ZMD05/466337-005	Talus

Mode continued

ZMD06/466337-006	Marsh
ZMD07/466337-007	Hollow
ZMD08/466337-008	Sycamore
ZMD09/466337-009	Clavicle
ZMD10/466337-010	Billygoat
ZMD11/466337-011	Spindle
ZMD12/466337-012	Lemon
ZMD13/466337-013	Oxeye
ZMD14/466337-014	Henge
ZMD15/466337-015	Goldenrod
ZMD16/466337-016	Cottontail
ZMD17/466337-017	Lioness
ZMD18/466337-018	Oriole
ZMD19/466337-019	Rust
ZMD20/466337-020	Carotene
ZMD21/466337-021	Blush
ZMD22/466337-022	Vermilion
ZMD23/466337-023	Alder
ZMD24/466337-024	Kermes
ZMD25/466337-025	Barberry
ZMD26/466337-026	Petal
ZMD27/466337-027	Valley
ZMD28/466337-028	Odyssey
ZMD29/466337-029	Ballpoint
ZMD30/466337-030	Toile
ZMD31/466337-031	Paradise
ZMD32/466337-032	Angelfish
ZMD33/466337-033	Denim
ZMD34/466337-034	Crush
ZMD35/466337-035	Jetty
ZMD36/466337-036	Saltwater
ZMD37/466337-037	Mallard
ZMD38/466337-038	Celtic
ZMD39/466337-039	Eucalyptus
ZMD40/466337-040	Bonsai
ZMD41/466337-041	Sassafras
ZMD42/466337-042	Yucca
ZMD43/466337-043	Lichen

- Maharam textiles are on assigned lead times **A** unless otherwise noted.
- Fabric numbers are listed as Herman Miller fabric number/Maharam fabric number.

Maharam® Colors — Seating

continued

Price Category E

Dwell - Maharam

54" wide
68% post-industrial recycled polyester
32% post-consumer recycled polyester
PFOA-Free stain resistant
Latex backing
89601/466419-001 Sesame
89602/466419-002 Summit
89603/466419-003 Freeze
89604/466419-004 Poolside
89605/466419-005 Teal
89606/466419-006 Mojito
89607/466419-007 Lizard
89608/466419-008 Thunder
89609/466419-009 Foil
89610/466419-010 Wine
89611/466419-011 Firecracker

Focus - Maharam

57" wide
54% post-industrial recycled polyester
33% polyester
13% post-consumer recycled polyester
ZFS02/465910-002 Allow
ZFS07/465910-007 Merlot
ZFS09/465910-009 Carbon
ZFS10/465910-010 Regatta

Ledger - Maharam

54" wide
100% polyurethane
V9G1/463770-001 001
V9G2/463770-002 002
V9G3/463770-003 003
V9G4/463770-004 004
V9GG/463770-017 017
V9GM/463770-022 022

Ledger continued

V9GQ/463770-025 025
V9GS/463770-026 026
V9GU/463770-028 028
V9GV/463770-029 029
V9GW/463770-030 030
V9GX/463770-031 031
V9GY/463770-032 032
V9GZ/463770-033 033
V9G11/463770-035 035
V9G12/463770-036 036
V9G13/463770-037 037
V9G15/463770-039 039
V9G16/463770-040 040
V9G17/463770-041 041
V9G18/463770-042 042
V9G19/463770-043 043
V9G20/463770-044 044
V9G21/463770-045 045
V9G22/463770-046 046

Oblique - Maharam

58" wide
100% polyester
with stain resistant finish
ZBQ01/466222-001 001
ZBQ02/466222-002 002
ZBQ03/466222-003 003
ZBQ04/466222-004 004
ZBQ05/466222-005 005
ZBQ06/466222-006 006
ZBQ07/466222-007 007

Pick - Maharam

58" wide
100% polyester
with stain resistant finish
ZP201/466224-001 001
ZP202/466224-002 002
ZP203/466224-003 003
ZP204/466224-004 004
ZP205/466224-005 005
ZP206/466224-006 006
ZP207/466224-007 007
ZP208/466224-008 008
ZP209/466224-009 009
ZP210/466224-010 010

Skein - Maharam

54" wide
56% recycled polyester
44% polyester
Z3201/466170-001 Burrow
Z3204/466170-004 Sumac
Z3205/466170-005 Pomegranate
Z3206/466170-006 Cavern
Z3207/466170-007 Bitter
Z3208/466170-008 Cinder
Z3209/466170-009 Dock
Z3210/466170-010 Cadet
Z3211/466170-011 Marsh

Technic - Maharam

56" wide
60% post-industrial recycled polyester
40% post-consumer recycled polyester
PFOA-Free stain resistant finish
Acrylic backing
ZT301/466226-001 Cumin
ZT302/466226-002 Evergreen
ZT303/466226-003 Cobalt
ZT304/466226-004 Bear
ZT305/466226-005 Squirrel

Price Category F

Apt - Maharam

54" wide
100% polyurethane/silicone
Ink-resistant protective top coat
Polyester backing
82T01/466392-001 Coconut
82T02/466392-002 Vibe
82T03/466392-003 Stampede
82T04/466392-004 Lumber
82T05/466392-005 Gingerbread
82T06/466392-006 Hickory
82T07/466392-007 Constellation
82T08/466392-008 Labyrinth
82T09/466392-009 Sketch
82T10/466392-010 Glacier
82T11/466392-011 Cobblestone
82T12/466392-012 Iris
82T13/466392-013 Nocturnal
82T14/466392-014 Fluid
82T15/466392-015 Eden
82T16/466392-016 Galactic
82T17/466392-017 Shoreline
82T18/466392-018 Jade
82T19/466392-019 Garden
82T20/466392-020 Botanic
82T21/466392-021 Chartreuse
82T22/466392-022 Crepe
82T23/466392-023 Lyric
82T24/466392-024 Turmeric
82T25/466392-025 Bengal
82T26/466392-026 Core
82T27/466392-027 Mantle
82T28/466392-028 Sorbet
82T29/466392-029 Bloom
82T30/466392-030 Lotus
82T31/466392-031 Fortress
82T32/466392-032 Oak
82T33/466392-033 Castle
82T34/466392-034 Follow
82T35/466392-035 Elixir
82T36/466392-036 Charm
82T37/466392-037 Descend

Price category F continued on next page

- Maharam textiles are on assigned lead times ^A unless otherwise noted.
- Fabric numbers are listed as Herman Miller fabric number/Maharam fabric number.

Maharam® Colors — Seating

continued

Price Category F

continued

Brindle - Maharam	
58" wide	
100% polyester	
PFOA-free stain resistant	
Acrylic backing	
87101/466418-001	Calico
87102/466418-002	Mauve
87103/466418-003	Torch
87104/466418-004	Burnt
87105/466418-005	Barn
87106/466418-006	Pharaoh
87107/466418-007	Sandbur
87108/466418-008	Jungle
87109/466418-009	Inland
87110/466418-009	Seagrass
87111/466418-009	Watercolor
87112/466418-009	Aquarium
87113/466418-009	Drill

Chock - Maharam	
59" wide	
36% rayon	
35% cotton	
29% solution-dyed post-industrial recycled nylon	
PFOA-Free stain resistant finish	
Acrylic backing	
ZCH01/466219-001	Beige
ZCH02/466219-002	Stone
ZCH04/466219-004	Red
ZCH07/466219-007	Smoke
ZCH08/466219-008	Ebony

Coin - Maharam	
57" wide	
43% polyester	
37% post-industrial recycled polyester	
20% post-consumer recycled polyester	
PFOA-Free stain resistant finish	
Acrylic backing	
ZC801/466233-001	Nickel
ZC803/466233-003	Copper
ZC804/466233-004	Maroon
ZC805/466233-005	Penny
ZC806/466233-006	Exchange
ZC807/466233-007	Lead

Coincide - Maharam	
54" wide	
100% polyester	
ZCJ01/465808-001	Mist
ZCJ02/465808-002	Drizzle
ZCJ03/465808-003	Cicada
ZCJ04/465808-004	Bungalow
ZCJ05/465808-005	Aurora
ZCJ06/465808-006	Currant
ZCJ07/465808-007	Raisin
ZCJ08/465808-008	Tranquil
ZCJ09/465808-009	Caribbean
ZCJ10/465808-010	Woodland
ZCJ11/465808-011	Acre

Conduit - Maharam	
58" wide	
100% polyester	
PFOA-free stain resistant	
Acrylic backing	
87Z01/466428-001	Space
87Z02/466428-002	Syrup
87Z03/466428-003	Nimbus
87Z04/466428-004	Greystone
87Z05/466428-005	Fawn
87Z06/466428-006	Ghost
87Z07/466428-007	Caribbean
87Z08/466428-008	Canal
87Z09/466428-009	Bonfire

Crush - Maharam	
54" wide	
85% solution-dyed nylon	
13% polyester	
2% polyolefin	
VS01/464780-001	001
VS02/464780-002	002
VS05/464780-005	005
VS08/464780-008	008
VS13/464780-013	013
VS16/464780-016	016
VS17/464780-017	017
VS18/464780-018	018
VS19/464780-019	019
VS20/464780-020	020
VS22/464780-022	022
VS23/464780-023	023
VS26/464780-026	026
VS27/464780-027	027

Disc - Maharam	
57" wide	
100% polyester	
PFOA-Free stain resistant finish	
Acrylic backing	
ZD101/466221-001	Nude
ZD102/466221-002	Khaki
ZD103/466221-003	Festive
ZD104/466221-004	Vibrant
ZD105/466221-005	Somber
ZD106/466221-006	Warm
ZD107/466221-007	Steel

Divide - Maharam	
57" wide	
45% polyester	
36% post-industrial recycled polyester	
19% post-consumer recycled polyester	
PFOA-Free stain resistant finish	
Acrylic backing	
ZD301/466220-001	Ecru
ZD302/466220-002	Café
ZD303/466220-003	Concrete
ZD304/466220-004	Forest
ZD305/466220-005	Tropic
ZD306/466220-006	Lagoon
ZD307/466220-007	Mocha
ZD308/466220-008	Singe
ZD309/466220-009	Cayenne

Exchange - Maharam	
58" wide	
58% post-industrial recycled polyester	
42% post-consumer recycled polyester	
ZEE01/466027-001	Cinder
ZEE02/466027-002	Sable
ZEE04/466027-004	Gull
ZEE06/466027-006	Coastline
ZEE07/466027-007	Clay
ZEE08/466027-008	Buck
ZEE10/466027-010	Rhubarb
ZEE11/466027-011	Punch

Price category F continued on next page

- Maharam textiles are on assigned lead times **A** unless otherwise noted.
- Fabric numbers are listed as Herman Miller fabric number/Maharam fabric number.

Maharam® Colors — Seating

continued

Price Category F

continued

Instill – Maharam

54" wide
100% polyurethane
Ink-resistant protective top coat
Polyester backing
74M01/466351-001 Page
74M02/466351-002 Limestone
74M03/466351-003 Bobwhite
74M04/466351-004 Loafer
74M05/466351-005 Moor
74M06/466351-006 Barley
74M07/466351-007 Shaker
74M08/466351-008 Doe
74M09/466351-009 Ride
74M10/466351-010 Squire
74M11/466351-011 Tannin
74M12/466351-012 Vitis
74M13/466351-013 Sonar
74M14/466351-014 Quail
74M15/466351-015 Brittanica
74M16/466351-016 Narwhal
74M17/466351-017 Synth
74M18/466351-018 Stowaway
74M19/466351-019 Koala
74M20/466351-020 Dorsal
74M21/466351-021 Stealth

Plait - Maharam

58" wide
68% recycled polyester
32% polyester
Z2901/466052-001 Cobblestone
Z2902/466052-002 Sachet
Z2904/466052-004 Tavern
Z2905/466052-005 Sequoia
Z2906/466052-006 Rhubarb
Z2907/466052-007 Sangria
Z2908/466052-008 Reef
Z2909/466052-009 Stormy
Z2910/466052-010 Dapper

Rove - Maharam

54" wide
100% solution-dyed polyolefin with silver-based antimicrobial
ZRV01/466096-001 Rice
ZRV02/466096-002 Soba
ZRV03/466096-003 Owl
ZRV04/466096-004 Till
ZRV05/466096-005 Dijon
ZRV06/466096-006 Mum
ZRV07/466096-007 Nasturtium
ZRV08/466096-008 Vixen
ZRV09/466096-009 Roast
ZRV11/466096-011 Rind
ZRV12/466096-012 Grackle
ZRV13/466096-013 Indigo
ZRV14/466096-014 Drip
ZRV16/466096-016 Pomelo

Runner Standard - Maharam

58" wide
57% post-industrial recycled polyester
43% post-consumer recycled polyester
ZRA07/466167-007 Bluff
ZRA08/466167-008 Arid
ZRA09/466167-009 Grove
ZRA10/466167-010 Starboard
ZRA11/466167-011 Plot
ZRA12/466167-012 Carousel

Sequence - Maharam

54" wide
100% solution-dyed polyolefin with silver-based antimicrobial
Z3101/466179-001 Driftwood
Z3102/466179-002 Boardwalk
Z3103/466179-003 Rattan
Z3104/466179-004 Alfresco
Z3105/466179-005 Plunge
Z3106/466179-006 Starboard
Z3107/466179-007 Veranda
Z3108/466179-008 Lodge
Z3109/466179-009 Flare

Strum - Maharam

54" wide
100% polyurethane with silver-based antimicrobial
Z3301/466122-001 Overcast
Z3302/466122-002 Ridge
Z3304/466122-004 Pigeon
Z3305/466122-005 Char
Z3306/466122-006 Cabin
Z3307/466122-007 Bur
Z3308/466122-008 Abalone
Z3309/466122-009 Prawn
Z3310/466122-010 Gourd
Z3311/466122-011 Wheat
Z3312/466122-012 Lemongrass

Price Category G

Coin Crypton - Maharam

54" wide
43% polyester
37% post-industrial recycled polyester
20% post-consumer recycled polyester
Crypton Green finish and backing
ZC901/466236-001 Nickel
ZC905/466236-005 Penny
ZC906/466236-006 Exchange
ZC907/466236-007 Lead

Coincide High Performance- Maharam

54" wide
100% polyester
ZCF02/466132-002 Drizzle
ZCF03/466132-003 Cicada
ZCF04/466132-004 Bungalow
ZCF11/466132-011 Acre

Colline - Maharam

55" wide
75% wool
17% acrylic
8% nylon
ZCQ01/466155-108 108
ZCQ02/466155-118 118
ZCQ03/466155-148 148
ZCQ04/466155-188 188
ZCQ05/466155-228 228
ZCQ06/466155-348 348
ZCQ07/466155-448 448
ZCQ08/466155-548 548
ZCQ09/466155-568 568
ZCQ10/466155-668 668
ZCQ11/466155-688 688
ZCQ12/466155-788 788

Price category G continued on next page

Appendix: Maharam Colors — Seating

- Maharam textiles are on assigned lead times ^A unless otherwise noted.
- Fabric numbers are listed as Herman Miller fabric number/Maharam fabric number.

Maharam® Colors — Seating

continued

Price Category G

continued

Compound - Maharam

54" wide	
100% polyurethane silane-based antimicrobial	
ZC201/466196-001	001
ZC202/466196-002	002
ZC203/466196-003	003
ZC204/466196-004	004
ZC205/466196-005	005
ZC206/466196-006	006
ZC207/466196-007	007
ZC208/466196-008	008
ZC209/466196-009	009
ZC210/466196-010	010
ZC211/466196-011	011
ZC212/466196-012	012
ZC213/466196-013	013
ZC214/466196-014	014
ZC215/466196-015	015
ZC216/466196-016	016
ZC217/466196-017	017
ZC218/466196-018	018
ZC219/466196-019	019

Dart - Maharam

54" wide	
63% polyester 37% cotton	
T104/464040-004	Bartlett
T106/464040-006	Beeswax
T114/464040-014	Cajole
T116/464040-016	Nightshade
T117/464040-017	Scribe
T118/464040-018	Shale
T120/464040-020	Ardor
T122/464040-022	Maize
T123/464040-023	Wade
T124/464040-024	Flood

Divide Crypton - Maharam

57" wide	
45% polyester 36% post-industrial recycled polyester 19% post-consumer recycled polyester Crypton Green finish and backing	
ZD401/466238-001	Ecru
ZD402/466238-002	Café
ZD403/466238-003	Concrete
ZD404/466238-004	Forest
ZD405/466238-005	Tropic
ZD406/466238-006	Lagoon
ZD407/466238-007	Mocha
ZD408/466238-008	Singe

Divina Melange — Maharam

59" wide	
100% wool	
TG01/460830-120	120
TG02/460830-170	170
TG03/460830-180	180
TG05/460830-260	260
TG06/460830-280	280
TG07/460830-871	871
TG08/460830-821	821
TG11/460830-731	731
TG12/460830-681	681
TG13/460830-631	631
TG16/460830-581	581
TG17/460830-531	531
TG18/460830-521	521
TG19/460830-571	571
TG21/460830-471	471
TG24/460830-971	971
TG25/460830-920	920
TG26/460830-620	620
TG27/460830-147	147
TG28/460830-227	227
TG29/460830-237	237
TG30/460830-277	277
TG31/460830-367	367
TG32/460830-427	427
TG33/460830-457	457
TG34/460830-467	467
TG35/460830-517	517

Divina Melange continued

TG36/460830-527	527
TG37/460830-547	547
TG38/460830-557	557
TG39/460830-567	567
TG40/460830-597	597
TG41/460830-617	617
TG42/460830-647	647
TG43/460830-677	677
TG44/460830-687	687
TG45/460830-747	747
TG46/460830-757	757
TG47/460830-777	777
TG48/460830-787	787
TG49/460830-917	917
TG50/460830-937	937
TG51/460830-967	967
TG52/460830-977	977

Emboss - Maharam

54" wide	
100% polyurethane Polyester backing	
ZEM01/466281-001	Bronze
ZEM02/466281-002	Brass
ZEM03/466281-003	Gold
ZEM04/466281-004	Platinum
ZEM05/466281-005	Silver
ZEM06/466281-006	Aqua
ZEM07/466281-007	Aegean
ZEM08/466281-008	Cobalt
ZEM09/466281-009	Ultraviolet
ZEM10/466281-010	Copper
ZEM11/466281-011	Molten

Fold - Maharam

54" wide	
100% polyurethane Polyester backing	
ZF101/466292-001	Jet
ZF102/466292-002	Chalk
ZF103/466292-003	Smoke
ZF104/466292-004	Putty
ZF105/466292-005	Fatigue
ZF106/466292-006	Splash

Fold continued

ZF107/466292-007	Apple
ZF108/466292-008	Moss
ZF109/466292-009	Graphite
ZF110/466292-010	Midnight

Hero by Kvadrat - Maharam

55" wide	
96% wool 4% nylon	
ZH101/466318-101	101
ZH102/466318-141	141
ZH103/466318-151	151
ZH104/466318-181	181
ZH105/466318-191	191
ZH106/466318-201	201
ZH107/466318-211	211
ZH108/466318-231	231
ZH109/466318-311	311
ZH110/466318-381	381
ZH111/466318-411	411
ZH112/466318-441	441
ZH113/466318-451	451
ZH114/466318-481	481
ZH115/466318-511	511
ZH116/466318-541	541
ZH117/466318-551	551
ZH118/466318-601	601
ZH119/466318-681	681
ZH120/466318-701	701
ZH121/466318-711	711
ZH122/466318-751	751
ZH123/466318-791	791
ZH124/466318-901	901
ZH125/466318-931	931
ZH126/466318-941	941
ZH127/466318-981	981
ZH128/466318-991	991

Price category G continued on next page

- Maharam textiles are on assigned lead times **A** unless otherwise noted.
- Fabric numbers are listed as Herman Miller fabric number/Maharam fabric number.

Maharam® Colors – Seating

continued

Price Category G

continued

Pare – Maharam	
54" wide	
52% wool	
26% polyester	
22% nylon	
PFOA-free stain resistant finish	
ZPR01/466359-001	Polaris
ZPR02/466359-002	Mountain
ZPR03/466359-003	Mineral
ZPR04/466359-004	Fresco
ZPR05/466359-005	Blossom
ZPR06/466359-006	Wink
ZPR07/466359-007	Concord
ZPR08/466359-008	Strawberry
ZPR09/466359-009	Solar
ZPR10/466359-010	Amulet
ZPR11/466359-011	Zest
ZPR12/466359-012	Elmwood
ZPR13/466359-013	Thyme
ZPR14/466359-014	Frost
ZPR15/466359-015	Oasis
ZPR16/466359-016	Denim
ZPR17/466359-017	Blueberry

Pick Crypton - Maharam	
54" wide	
100% polyester	
Crypton finish and backing	
ZP103/466235-003	Slate
ZP105/466235-005	Pepper
ZP107/466235-007	Fresh
ZP108/466235-008	Cool
ZP109/466235-009	Ink

Pocket - Maharam	
54" wide	
76% recycled polyester	
24% nylon	
ZP301/466243-001	001
ZP302/466243-002	002
ZP303/466243-003	003
ZP304/466243-004	004
ZP305/466243-005	005
ZP306/466243-006	006
ZP307/466243-007	007

Remix - Maharam	
54" wide	
90% wool	
10% nylon	
V2601/465956-113	113
V2602/465956-123	123
V2603/465956-133	133
V2604/465956-143	143
V2605/465956-152	152
V2606/465956-163	163
V2607/465956-173	173
V2608/465956-183	183
V2609/465956-223	223
V2610/465956-233	233
V2611/465956-242	242
V2612/465956-252	252
V2613/465956-362	362
V2614/465956-373	373
V2615/465956-383	383
V2616/465956-393	393
V2617/465956-412	412
V2618/465956-422	422
V2619/465956-433	433
V2620/465956-443	443
V2621/465956-452	452
V2622/465956-543	543
V2623/465956-612	612
V2624/465956-632	632
V2625/465956-643	643
V2626/465956-653	653
V2627/465956-662	662
V2628/465956-672	672
V2629/465956-682	682
V2630/465956-692	692
V2631/465956-722	722
V2632/465956-733	733
V2633/465956-743	743
V2634/465956-753	753
V2635/465956-762	762
V2636/465956-773	773
V2637/465956-783	783
V2638/465956-823	823
V2639/465956-842	842
V2640/465956-852	852
V2641/465956-873	873

Remix continued	
V2642/465956-912	912
V2643/465956-923	923
V2644/465956-933	933
V2645/465956-942	942
V2646/465956-962	962
V2647/465956-973	973
V2648/465956-982	982
V2649/465956-954	954

Runner - Maharam	
54" wide	
57% post-industrial recycled polyester	
43% post-consumer recycled polyester	
ZRF01/466108-001	Bluff
ZRF02/466108-002	Arid
ZRF03/466108-003	Grove
ZRF04/466108-004	Starboard
ZRF05/466108-005	Plot
ZRF06/466108-006	Carousel

Sheen - Maharam	
54" wide	
100% polyurethane with silane-based antimicrobial	
ZSN02/466246-002	Silver
ZSN03/466246-003	Pewter
ZSN04/466246-004	Hearth
ZSN05/466246-005	Fern
ZSN07/466246-007	Cricket
ZSN09/466246-009	Mystic
ZSN10/466246-010	Vat
ZSN11/466246-011	Huckleberry
ZSN16/466246-016	Kumquat
ZSN17/466246-017	Cinnamon
ZSN18/466246-018	Alder

Steelcut - Maharam	
55" wide	
90% wool	
10% nylon	
ZSE01/464470-110	110
ZSE02/464470-120	120
ZSE03/464470-135	135
ZSE04/464470-140	140
ZSE05/464470-155	155
ZSE06/464470-160	160
ZSE07/464470-180	180
ZSE08/464470-190	190
ZSE09/464470-220	220
ZSE10/464470-240	240
ZSE11/464470-255	255
ZSE12/464470-265	265
ZSE13/464470-365	365
ZSE14/464470-370	370
ZSE15/464470-380	380
ZSE16/464470-435	435
ZSE17/464470-445	445
ZSE18/464470-535	535
ZSE19/464470-545	545
ZSE20/464470-550	550
ZSE21/464470-605	605
ZSE22/464470-615	615
ZSE23/464470-625	625
ZSE24/464470-635	635
ZSE25/464470-655	655
ZSE26/464470-660	660
ZSE27/464470-685	685
ZSE28/464470-695	695
ZSE29/464470-760	760
ZSE30/464470-775	775
ZSE31/464470-780	780
ZSE32/464470-820	820
ZSE33/464470-835	835
ZSE34/464470-935	935
ZSE35/464470-950	950
ZSE36/464470-975	975
ZSE37/464470-985	985

Price category G continued on next page

- Maharam textiles are on assigned lead times ^A unless otherwise noted.
- Fabric numbers are listed as Herman Miller fabric number/Maharam fabric number.

Maharam® Colors — Seating

continued

Price Category G

continued

Steelcut Trio - Maharam	
55" wide	
90% wool	
10% nylon	
V2501/465906-105	105
V2502/465906-113	113
V2503/465906-124	124
V2504/465906-133	133
V2506/465906-153	153
V2507/465906-195	195
V2508/465906-205	205
V2509/465906-213	213
V2513/465906-253	253
V2514/465906-283	283
V2518/465906-383	383
V2523/465906-453	453
V2525/465906-515	515
V2526/465906-533	533
V2527/465906-553	553
V2529/465906-645	645
V2534/465906-713	713
V2542/465906-865	865
V2543/465906-883	883
V2544/465906-915	915
V2545/465906-933	933
V2546/465906-945	945
V2547/465906-953	953
V2548/465906-965	965
V2549/465906-983	983
V2550/465906-176	176
V2551/465906-226	226
V2552/465906-236	236
V2553/465906-246	246
V2554/465906-266	266
V2555/465906-276	276
V2556/465906-336	336
V2557/465906-376	376
V2558/465906-416	416
V2559/465906-426	426
V2560/465906-436	436
V2561/465906-446	446
V2562/465906-466	466
V2563/465906-476	476
V2564/465906-506	506
V2565/465906-526	526

Steelcut Trio continued	
V2566/465906-576	576
V2567/465906-616	616
V2568/465906-636	636
V2569/465906-666	666
V2570/465906-686	686
V2571/465906-716	716
V2572/465906-746	746
V2573/465906-756	756
V2574/465906-776	776
V2575/465906-796	796
V2576/465906-806	806
V2577/465906-906	906
V2578/465906-916	916
V2579/465906-946	946
V2580/465906-966	966
V2581/465906-976	976
V2582/465906-996	996

Stride - Maharam	
58" wide	
40% post-industrial recycled polyester	
39% polyester	
21% post-consumer recycled polyester	
PFOA-Free stain resistant finish	
Acrylic backing	
ZS103/466252-003	Midnight
ZS104/466252-004	Moss
ZS106/466252-006	Ember

Vestige - Maharam	
54" wide	
71% polyester	
29% rayon	
ZVT01/466259-001	001
ZVT02/466259-002	002
ZVT03/466259-003	003
ZVT04/466259-004	004
ZVT05/466259-005	005
ZVT06/466259-006	006
ZVT07/466259-007	007
ZVT08/466259-008	008
ZVT09/466259-009	009
ZVT10/466259-010	010

Price Category H

Circles — Maharam	
55" wide	
70% cotton	
30% polyester	
ZT01/458310-001	Khaki
ZT02/458310-002	Fatigue
ZT03/458310-003	Document
ZT04/458310-004	Engine
ZT05/458310-005	Charcoal

Crosspatch — Maharam	
54" wide	
75% rayon	
25% polyester	
ZS01/458920-001	Song
ZS04/458920-004	Document

Ditto — Maharam	
54" wide	
77% recycled polyester	
23% solution dyed nylon	
Z2D1/465993-001	Nacre
Z2D2/465993-002	Shadow
Z2D3/465993-003	Saddle
Z2D9/465993-009	Fern
Z2DA/465993-010	Fountain
Z2DB/465993-011	Cobalt
Z2DC/465993-012	Iron

Divina MD - Maharam	
59" wide	
100% wool	
Z2301/466150-193	193
Z2302/466150-203	203
Z2303/466150-213	213
Z2304/466150-293	293
Z2305/466150-343	343
Z2306/466150-353	353
Z2307/466150-363	363
Z2308/466150-413	413
Z2309/466150-433	433
Z2310/466150-453	453
Z2311/466150-613	613

Divina MD continued	
Z2312/466150-633	633
Z2313/466150-653	653
Z2314/466150-673	673
Z2315/466150-683	683
Z2316/466150-713	713
Z2317/466150-733	733
Z2318/466150-743	743
Z2319/466150-753	753
Z2320/466150-773	773
Z2321/466150-783	783
Z2322/466150-813	813
Z2323/466150-843	843
Z2324/466150-873	873
Z2325/466150-913	913
Z2326/466150-943	943
Z2327/466150-973	973

Divina - Maharam	
59" wide	
100% wool	
TF01/460730-154	154
TF03/460730-171	171
TF04/460730-173	173
TF05/460730-181	181
TF06/460730-191	191
TF08/460730-224	224
TF10/460730-334	334
TF13/460730-384	384
TF14/460730-393	393
TF16/460730-444	444
TF17/460730-462	462
TF18/460730-542	542
TF19/460730-552	552
TF20/460730-562	562
TF22/460730-584	584
TF23/460730-623	623
TF25/460730-652	652
TF26/460730-662	662
TF27/460730-671	671
TF29/460730-684	684
TF30/460730-691	691
TF31/460730-692	692

Price category H continued on next page

- Maharam textiles are on assigned lead times **A** unless otherwise noted.
- Fabric numbers are listed as Herman Miller fabric number/Maharam fabric number.

Maharam® Colors — Seating

continued

Price Category H

continued

Divina continued

TF33/460730-712	712
TF37/460730-742	742
TF41/460730-782	782
TF42/460730-791	791
TF43/460730-793	793
TF47/460730-893	893
TF49/460730-922	922
TF51/460730-944	944
TF53/460730-984	984
TF55/460730-106	106
TF56/460730-236	236
TF57/460730-246	246
TF58/460730-346	346
TF59/460730-356	356
TF60/460730-376	376
TF61/460730-426	426
TF62/460730-526	526
TF63/460730-536	536
TF64/460730-626	626
TF65/460730-636	636
TF66/460730-666	666
TF67/460730-676	676
TF68/460730-686	686
TF69/460730-696	696
TF70/460730-756	756
TF71/460730-826	826
TF72/460730-836	836
TF73/460730-846	846
TF74/460730-856	856
TF75/460730-876	876
TF76/460730-886	886
TF77/460730-936	936
TF78/460730-956	956
TF79/460730-966	966

Dot Pattern — Maharam

55" wide	
71% cotton	
29% polyester	
ZK01/458300-001	Document
ZK02/458300-002	Taupe
ZK04/458300-004	Red
ZK05/458300-005	Navy

Hallingdal - Maharam

51" wide	
70% wool	
30% rayon	
Z2401/460760-100	100
Z2402/460760-103	103
Z2403/460760-110	110
Z2404/460760-113	113
Z2405/460760-116	116
Z2406/460760-123	123
Z2407/460760-126	126
Z2408/460760-130	130
Z2409/460760-143	143
Z2410/460760-153	153
Z2411/460760-166	166
Z2412/460760-173	173
Z2413/460760-180	180
Z2414/460760-190	190
Z2415/460760-200	200
Z2416/460760-220	220
Z2417/460760-224	224
Z2418/460760-227	227
Z2419/460760-270	270
Z2420/460760-350	350
Z2421/460760-368	368
Z2422/460760-370	370
Z2423/460760-376	376
Z2424/460760-390	390
Z2425/460760-407	407
Z2426/460760-420	420
Z2427/460760-457	457
Z2428/460760-526	526
Z2429/460760-547	547
Z2430/460760-563	563
Z2431/460760-573	573
Z2432/460760-590	590
Z2433/460760-596	596
Z2434/460760-600	600

Hallingdal continued

Z2435/460760-657	657
Z2436/460760-660	660
Z2437/460760-674	674
Z2438/460760-680	680
Z2439/460760-687	687
Z2440/460760-694	694
Z2441/460760-702	702
Z2442/460760-723	723
Z2443/460760-733	733
Z2444/460760-750	750
Z2445/460760-753	753
Z2446/460760-754	754
Z2447/460760-763	763
Z2448/460760-764	764
Z2449/460760-773	773
Z2450/460760-810	810
Z2451/460760-840	840
Z2452/460760-850	850
Z2453/460760-890	890
Z2454/460760-907	907
Z2455/460760-944	944
Z2456/460760-960	960
Z2457/460760-968	968
Z2458/460760-980	980

Offset — Maharam

54" wide	
40% cotton	
36% nylon	
24% wool	
ZQF01/465951-001	Passage
ZQF02/465951-002	Fieldstone
ZQF03/465951-003	Coast
ZQF04/465951-004	Esplanade
ZQF05/465951-005	Oasis
ZQF06/465951-006	Spice
ZQF07/465951-007	Bloom

Small Dot Pattern — Maharam

55" wide	
71% cotton	
29% polyester	
ZL01/458320-001	Document
ZL02/458320-002	Sand
ZL03/458320-003	Khaki
ZL04/458320-004	Taupe
ZL05/458320-005	Charcoal
ZL06/458320-006	Document
Reverse	
ZL07/458320-007	Red
ZL08/458320-008	Yellow
ZL09/458320-009	Green

Tonus - Maharam

51" wide	
90% wool	
10% helanka	
ZTN01/460800-100	100
ZTN03/460800-109	109
ZTN05/460800-118	118
ZTN10/460800-125	125
ZTN13/460800-128	128
ZTN14/460800-129	129
ZTN15/460800-130	130
ZTN16/460800-131	131
ZTN17/460800-132	132
ZTN19/460800-135	135
ZTN21/460800-207	207
ZTN23/460800-210	210
ZTN26/460800-216	216
ZTN27/460800-240	240
ZTN29/460800-440	440
ZTN32/460800-508	508
ZTN34/460800-605	605
ZTN35/460800-608	608
ZTN36/460800-609	609

Price category H continued on next page

- Maharam textiles are on assigned lead times ^A unless otherwise noted.
- Fabric numbers are listed as Herman Miller fabric number/Maharam fabric number.

Maharam® Colors — Seating

continued

Price Category H

continued

Tonus continued	
ZTN37/460800-610	610
ZTN38/460800-613	613
ZTN40/460800-615	615
ZTN41/460800-619	619
ZTN51/460800-631	631
ZTN54/460800-634	634
ZTN56/460800-636	636
ZTN59/460800-690	690
ZTN62/460800-840	840
ZTN63/460800-940	940
ZTN65/460800-224	224
ZTN66/460800-244	244
ZTN67/460800-364	364
ZTN68/460800-374	374
ZTN69/460800-394	394
ZTN70/460800-424	424
ZTN71/460800-454	454
ZTN72/460800-464	464
ZTN73/460800-474	474
ZTN74/460800-554	554
ZTN75/460800-654	654
ZTN76/460800-664	664
ZTN77/460800-684	684
ZTN78/460800-754	754
ZTN79/460800-764	764
ZTN80/460800-854	854
ZTN81/460800-914	914
ZTN82/460800-934	934
ZTN83/460800-954	954
ZTN84/460800-964	964
ZTN85/460800-974	974

Price Category I

Cursive – Maharam	
54" wide	
67% solution-dyed acrylic	
33% solution-dyed polyester	
PFOA-Free stain resistant	
7CW01/466335-001	Fast
7CW02/466335-002	Hunt
7CW03/466335-003	Beachcomb
7CW04/466335-004	Twist
7CW05/466335-005	Swift
7CW06/466335-006	Jetstream
7CW07/466335-007	Inkwell
7CW08/466335-008	Rubber

Teatro - Maharam	
55" wide	
100% polyester	
Polyester/Cotton backing	
ZT201/466309-001	Crumb
ZT203/466309-003	Herd
ZT206/466309-006	Heat
ZT207/466309-007	Caspian
ZT209/466309-009	Boulder
ZT210/466309-010	Elixir
ZT211/466309-011	Guard
ZT212/466309-012	Throne

Price Category J

No fabrics available at this time.

Price Category K

Coda by Kvadrat - Maharam	
55" wide	
90% wool	
10% nylon	
ZC701/464480-100	100
ZC702/464480-103	103
ZC703/464480-116	116
ZC704/464480-182	182
ZC705/464480-222	222
ZC706/464480-232	232
ZC707/464480-242	242
ZC708/464480-362	362
ZC709/464480-382	382
ZC710/464480-410	410
ZC711/464480-422	422
ZC712/464480-442	442
ZC713/464480-610	610
ZC714/464480-632	632
ZC715/464480-642	642
ZC716/464480-722	722
ZC717/464480-762	762
ZC718/464480-962	962

- Maharam textiles are on assigned lead times ^A unless otherwise noted.
- Fabric numbers are listed as Herman Miller fabric number/Maharam fabric number.

Maharam® Colors — Seating

continued

Price Category L

Minicheck - Maharam

55" wide
78% cotton
22% polyester
PFOA-Free stain resistant finish
ZMK01/466268-001 Black/White

Price Category M

Fruit - Maharam

54" wide
55% cotton
32% nylon
13% post-consumer recycled polyester
PFOA-Free stain resistant finish
Acrylic backing
ZF201/466262-001 Opal
ZF202/466262-002 Lime
ZF203/466262-003 Olive
ZF204/466262-004 Sky
ZF205/466262-005 Kernal
ZF206/466262-006 Droplet
ZF207/466262-007 Russet

Price Category N-Z

No fabrics available at this time.

- Maharam textiles are on assigned lead times **A** unless otherwise noted.
- Fabric numbers are listed as Herman Miller fabric number/Maharam fabric number.

For more information about our products and services or to see a list of dealers, please visit us at HermanMiller.com or call (800) 851 1196.

© 2019 Herman Miller, Inc., Zeeland, Michigan

Distribution Rights

Working together since 1956, Herman Miller and Vitra are the authentic sources of designs by Charles and Ray Eames, Alexander Girard, and George Nelson. All the designs shown in this book are protected by law. Herman Miller has obtained all rights to make and sell these designs. Also, Herman Miller holds exclusive worldwide manufacturing and distribution rights for these products with the following exceptions:

Charles and Ray Eames, George Nelson, and Alexander Girard—Worldwide distribution rights for furniture in all areas except Europe and the Middle East. For those areas, please contact Vitra.

Isamu Noguchi—Worldwide distribution rights for the Noguchi Rudder Table. Distribution rights for the Noguchi Table in North America and Central America only. For all other areas, please contact Vitra.

Magis—Exclusive distribution rights in the US and Canada. For all other areas, please contact Magis.

Mattiazzi—Exclusive distribution rights in the US and Canada. For all other areas, please contact Mattiazzi.

® **HermanMiller**, ●, 3D Intelligent, AO, Action Office, Aeron, ArcSpan, Aside, Avall, Avive, Bubble Lamps, Canvas Office Landscape, Caper, Celle, Co/Struc, Daisiyone, Distil, Eames, Eco-Dematerialized, Embody, Envelop, Equa 2, Ergon 3, Ethospace, Exclave, Fine-Tune, FlexFront, Flo, Formcoat, Formwork, Ground Cloth, Herman Miller for the Home, Herman Miller for Healthcare, Intersect, Kinemat, Lapjack, Layout Studio, Lifework, Limerick, Live Unframed, Living Office, Locale, Maharam, Meridian, Mirra, Motia, Passage, Pellicle, Perspectives, Plex, PostureFit, Public Office Landscape, Resolve, Rodney, Sayl, Setu, Thrive, Tu, Wishbone, and Y-Tower are among the registered trademarks of Herman Miller, Inc., and its owned subsidiaries.

™ 8Z Pellicle, About Face, AireWeave, Albert, Backfit, Bubbletack, Burdick Group, Butterfly Back, Celeste, Cellular Suspension, Clam, Compass, Connect, Cosm, Cubert, DOT, Duracare, Durawrap, Eames Soft Pad, EnhancedAccess, Everywhere, Flex-Edge, Flute, Harmonic, Herman Miller Select, Hopsak 2, Intent, Iota, Jaw, Keyless Entry, Keyn Chair Group by Herman Miller, Latitude, Lino, Locale, Logic Mini, Logic Power Access Solutions, Live Platform, Loop, Lyris, Lyris 2, Made-to-Measure Storage, Metaform Portfolio, Mora, Multiscrim, Nelson, Nevi, Overlay, Pari, Pixelated Support, PostureFit SL, Prospect, Q, Renew, Sense, Soft Pad, Stackable, Stackable Storage, Striad, Swoop, Tone, TriFlex, Twist, Ubi, Verus, Vista and Wireframe are among the trademarks of Herman Miller, Inc., and its owned subsidiaries.

SM Herman Miller Options is among the service marks of Herman Miller, Inc.

AAP™ is a trademark of Extron Electronics.

Alexander Girard® is a registered trademark of The Alexander Girard Estate.

Chemsur® is a registered trademark of Wilsonart International.

Corian® is a registered trademark of E. I. du Pont de Nemours and Company Corporation.

Crypton® is a registered trademark of Crypton, Inc.

DACRON® is a registered trademark of INVISTA S.a r.l.

Danzer® is a registered trademark of Danzer Holding AG.

Decora® is a registered trademark of Leviton Manufacturing Co., Inc.

Edelman® Leather is a registered trademark of Edelman Leather, Inc.

Extron® is a registered trademark of RGB Systems, Inc.

FENIX NTM® is a registered trademark of Arpa Industriale S.p.A.

FLEXNET™ is a trademark of Milliken & Company.

Floor Saver Glide® is a registered trademark of Carpin Manufacturing, Inc.

Geiger® is a registered trademark, and Bumper™, Saiba™, and Ward Bennett™ are trademarks, of Geiger International.

Goetz™ is a trademark of Mark W. Goetz.

Hang-It-All® is a registered trademark of Lucia Eames Demetrios, d.b.a. Eames Office.

Holophane® is a registered trademark of Holophane.

Ingeo™ is a trademark of Cargill Dow LLC.

iPad® is a registered trademark of Apple, Inc.

Leviton® is a registered trademark of Leviton Manufacturing Co., Inc.

LifeSize® is a registered trademark of LifeSize Communications, Inc.

Magis®, Bombo®, and Me Too® are registered trademarks of Magis S.p.A.

Microsoft® and Natural® Keyboard are registered trademarks of Microsoft Corporation.

Noguchi® and the Noguchi table configuration (trade dress) are registered trademarks, and Rudder Table™ is a trademark, of The Isamu Noguchi Foundation and Garden Museum.

Place Textiles® is a registered trademark of Place Textiles.

SuperSeat™ is a trademark of Dahti Seating, a division of ITW.