

# Revive Guest Center



## More Information

Building a Model Number ▶ 237

Illustrated Glossary ▶ 238

Model Number Index ▶ 245

MicrobeCare ▶ 248

Fabrics ▶ 265

Flammability (CTB 133) ▶ 268

Multiple Fabric Illustrations ▶ 269

Finishes ▶ 277

Warranties ▶ 281

Ordering ▶ 284

## Standard Features

- Wipe-out design
- Powder-coated legs
- Sliding sleep deck with no mechanism (except RVS36/80X2)
- Removable upholstery on sleep deck
- Upholstery applied railroaded
- Sleep surface dimensions (single) 72" x 26" (without rear storage trough or 72" x 32" (with rear storage trough))
- Sleep surface dimensions (double) 72" x 49.75"
- Two storage drawers with laminate or veneer fronts
- Rear storage trough (RVS15/72)
- GREENGUARD Gold Certified
- Limited Lifetime Warranty

## Specification Decisions

The codes in the left column are selected and added in sequence to build the product number.

Example product number:

**RVS10 72 C L FR MF STP STP 3K D MBX MCY**  
 BASE OPTIONS

**Options are priced separately. Not all options apply to all models.**

### Model

**-[X]** See price table for size and model

### Lower Infill Panel /Caster Lift

- N** no lower infill panel and no caster lift option
- F** lower infill panel and no caster lift option
- C** caster lift option included and no lower infill panel

### Unit Material

### Tablet Arm Cap

### Fire Retardancy

- NR** not fire retardant (non CTB 133)
- FR** fire retardant (CTB 133)

### Fabric Configuration

- 1F** one fabric
- MF** multiple fabrics

### Laminate Unit Finish

### Wood Unit Finish

*For veneer (W)*

**[X]** See finishes

### Wood Finish

*For laminate (L)*

**[X]** See finishes

### Powdercoat Finish

**[X]** See finishes

### Deck Tray

- N** no deck tray
- D** deck tray included

### Moisture Barrier Option

- MBN** no moisture barrier
- MBB** moisture barrier back only
- MBS** moisture barrier seat only
- MBX** moisture barrier seat and back

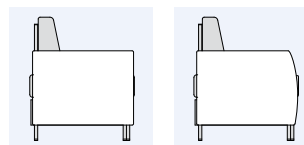
### MicrobeCare Selection

- MCN** no MicrobeCare protection
- MCY** MicrobeCare protection

Upholstery applied railroaded as standard.  
 Caster lift cannot be combined with infill panel.  
 Facia panel replaces drawers.

Multiple Fabric Illustration: 31, 32 or 33

### Arm style options:



Standard arm

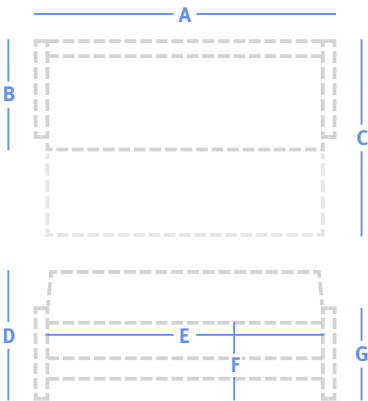
Arched arm

## Flammability Type

- Type 7

Revive Guest Center



Key Dimensions



A	Overall Width	See price table
B	Overall Depth	28" – 34" (fully extended) 34" – 46" (fully extended)
C	Overall Height	33" 34.25"
D	Seat Width	See price table
E	Seat Height	17.5" 18.75"
F	Arm Height	24"

	<b>72" W, Single guest center without arms</b>	Seat Width: 64"   200 lbs   6 yds							
	Model	Series 2	Series 3	Series 4	Series 5	Series 6	Series 7	Series 8	COM
	<b>RVS10-72</b>	\$4,048	\$4,141	\$4,548	\$4,766	\$4,884	\$5,041	\$5,140	\$4,141
	<b>72" W, Twin guest center without arms, with rear storage trough</b>	Seat Width: 64"   250 lbs   6 yds							
	Model	Series 2	Series 3	Series 4	Series 5	Series 6	Series 7	Series 8	COM
	<b>RVS15-72</b>	\$4,580	\$4,668	\$5,054	\$5,261	\$5,373	\$5,522	\$5,616	\$4,668
	<b>80" W, Guest center with straight arm and single sleep surface</b>	Seat Width: 72"   225 lbs   7 yds							
	Model	Series 2	Series 3	Series 4	Series 5	Series 6	Series 7	Series 8	COM
	<b>RVS30-80</b>	\$4,700	\$4,836	\$5,427	\$5,744	\$5,916	\$6,143	\$6,288	\$4,836
	<b>80" W, Guest center with arced arms, twin sleep surface and rear storage trough</b>	Seat Width: 72"   250 lbs   7 yds							
	Model	Series 2	Series 3	Series 4	Series 5	Series 6	Series 7	Series 8	COM
	<b>RVS35-80</b>	\$5,192	\$5,332	\$5,941	\$6,268	\$6,446	\$6,680	\$6,830	\$5,332
	<b>80" W, Guest center with arced arm, and single sleep surface</b>	Seat Width: 72"   225 lbs   7 yds							
	Model	Series 2	Series 3	Series 4	Series 5	Series 6	Series 7	Series 8	COM
	<b>RVS31-80</b>	\$4,684	\$4,816	\$5,389	\$5,696	\$5,864	\$6,084	\$6,223	\$4,816
	<b>80" W, Guest center with arced arm, twin sleep surface and rear storage trough</b>	Seat Width: 72"   250 lbs   8 yds							
	Model	Series 2	Series 3	Series 4	Series 5	Series 6	Series 7	Series 8	COM
	<b>RVS36-80</b>	\$5,192	\$5,332	\$5,941	\$6,268	\$6,446	\$6,680	\$6,830	\$5,332

# Revive Guest Center

 	80" W, Guest center with double sleep surface and fold-down back						Seat Width: 72"   235 lbs   9.5 yds		
	Model	Series 2	Series 3	Series 4	Series 5	Series 6	Series 7	Series 8	COM
	<b>RVS36-80X2</b>	\$5,140	\$5,302	\$6,004	\$6,381	\$6,585	\$6,854	\$7,026	\$5,302

Patient Chair

Recliners

Rockers & Gliders

Overbed Tables

**Sleepover Seating**

Casegoods

Accessories