



Prices effective September 3, 2019

Published September 2019

Thrive® Portfolio

10-Day or Less

Introduction	page 2
Thrive® Portfolio 10-Day or Less	3
Technology Support	5
Power and Data Support	14
Personal Lighting	28
Work Tools	29
Indices	35
By Name	35
By Number	37
Appendices	
10-Day or Less Order Information	
For the latest materials information, refer to the Materials pages on HermanMiller.com.	

Introduction

A Note on the Organization of This Book

There are a few signals that will help you understand the organization of this book. Once you know them, you should be able to find your way around easily.

Like a newspaper, this book is formatted with columns of text and illustrations that run vertically.

Information wraps from one column to the next and continues for as many pages as it needs to.

Black bars are clues.

A black bar at the top of a page signals the start of information about a product.

Specification Information, which always begins at the top of a column, includes a series of steps. Each step represents a decision you need to make in order to complete your product number. Steps must be followed sequentially. The number of pages needed to complete information on a product varies; some will be complete in one page; others may fill three or four pages. Just continue going through the steps until you run into the next product, signaled by the black bar at the top of the page.

Black tabs running along the outside edge of the page help you locate what section you are in or what section you want to go to. You can thumb forwards or backwards to find a section; tabs and text appear on both sides of the page.

The additional pages in the back of the book include the appendices and indices. They are signaled by a long black bar running along the outside edge of the page.

The index is presented two ways.

The first index is in alphabetical order by product name. It can be helpful if you are new to the products and numbering scheme or if you are looking for a type of product, such as work chair or round table.

The second index is by product number. It lists, in alphanumeric order, the base product number, typically a five-digit number.

General Information

This book is effective September 3, 2019, subject to change without notice. Products may be purchased from authorized Herman Miller dealers who will quote prices upon request. For more information about our products and services or to see a list of dealers, visit www.HermanMiller.com.

All prices are list prices. Additional services, such as planning services, design, storage, and installation, are not included and must be added to these prices when the additional services are requested.

Illustrations, specifications, and prices are based on the latest information at the time of publication. The right is reserved to make changes at any time without notice in prices, fabrics, finishes, materials, specifications, and models, and also to discontinue models and finishes.

For additional product information such as dimensional drawings and product descriptions, refer to the standard price books.

Service problems are normally handled by a Herman Miller authorized dealer. Where this cannot be accomplished on a local level, service problems should be referred to the Customer Care Representative for your region, Herman Miller, Inc., Zeeland, Michigan 49464.

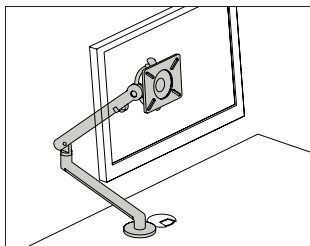
Technology Support

Power and Data Support

Personal Lighting

Work Tools

Flo® Single-Screen Monitor Arm Support Y91171



Specification Information

Step 1.

Y91171.

Step 2. Attachment Bracket

CM surface clamp

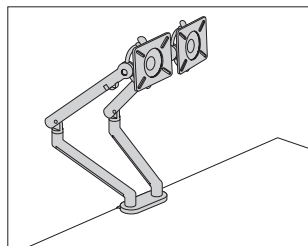
Prices for Steps 1-2.

Y91171. CM \$391

Step 3. Finish

OI silver +\$0

Flo® Dual-Screen Monitor Arm - Clamp Mount Y91175



Specification Information

Step 1.

Y91175.

Step 2. Attachment Bracket

CM surface clamp mount

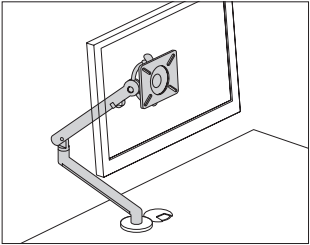
Prices for Steps 1-2.

Y91175. CM \$792

Step 3. Finish

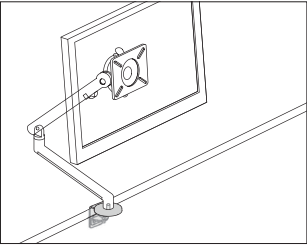
OI silver +\$0

Flo® Single Screen Monitor Arm - Y92090
Arm Only



Specification Information		
Step 1.		
Y92090.		\$318
Step 2. Finish		
01	silver	+\$0

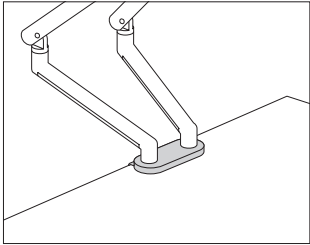
Flo® Two-Piece Clamp Mount Y92092



Specification Information		
Step 1.		
Y92092.		\$73
Step 2. Finish		
01	silver	+\$0

Dual Flo® Surface Clamp Mount

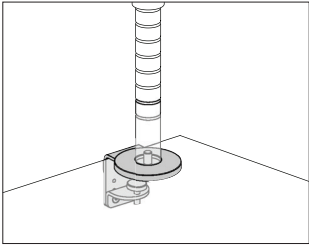
Y92100



Specification Information		
Step 1.		
Y92100.		\$156
Step 2. Finish		
01	silver	+\$0

Wishbone® Post Top-Mounting Surface Clamp

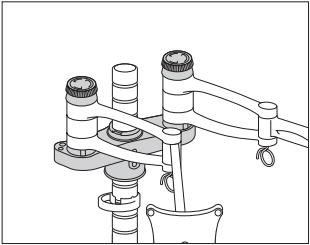
Y92052



Specification Information		
Step 1.		
Y92052.		\$71
Step 2. Finish		
01	silver	+\$0

Enhanced Back-To-Back Post Bracket

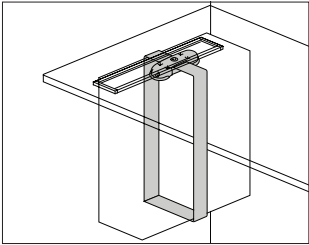
Y92009



Specification Information		
Step 1.		
Y92009.		\$106
Step 2. Finish		
01	silver	+\$0

LOOP™ Adjustable CPU Holder Assembly

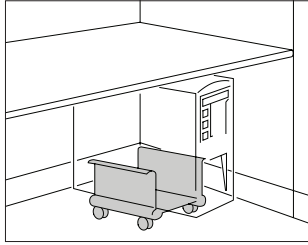
Y91104



Specification Information		
Step 1.		
Y91104.		
Step 2. Length		
13	13 ³ / ₄ " long	
Prices for Steps 1-2.		
Y91104. 13		\$218
Step 3. Finish		
0H	black	+\$0

CPU Holder, Mobile

Y7812.



Specification Information

Step 1.

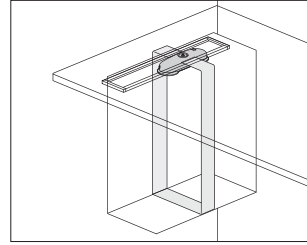
Y7812. \$199

Step 2. Finish

BU	black umber	+\$0
CN	metallic champagne	+\$0
LU	soft white	+\$0
MS	metallic silver	+\$0

LOOP™ Adjustable CPU Holder

Y92041



Specification Information

Step 1.

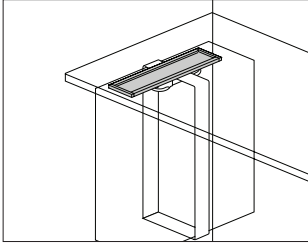
Y92041. \$168

Step 2. Finish

OH	black	+\$0
-----------	-------	------

Universal CPU Holder Slide & Rotate Kit

Y92038



Specification Information

Step 1.

Y92038.

Step 2. Length

13 13³/₄" long

Prices for Steps 1-2.

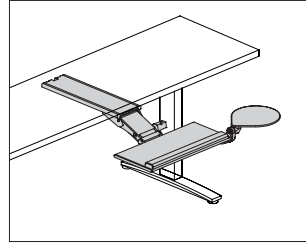
Y92038. 13 \$50

Step 3. Finish

0H black +\$0

LS Series Keyboard Solutions

Y7737.



Specification Information

Step 1.

Y7737.

Step 2. Track Length

- 1** 17"-long track
- 2** 19"-long track
- 3** 21³/₄"-long track

Step 3. Keyboard Platform

- A** 20" HDPE tray with adjustable mouse tray
- B** 20" aluminum tray with adjustable mouse tray
- C** 22" plastic tray with adjustable mouse tray
- D** 22" plastic tray with swivel mouse tray
- G** 20" HDPE tray with swivel mouse tray
- J** 20" aluminum tray with swivel mouse tray
- K** 27" HDPE tray

Prices for Steps 1-3.

	A	B	C	D	G	J
Y7737. 1	\$418	471	405	384	395	452
2	\$437	488	424	400	412	471
3	\$452	507	442	418	431	488

K

Y7737. 1	\$405
2	\$424
3	\$442

Step 4. Keyboard Mechanism Color

For 20" HDPE tray with adjustable mouse tray (A), 22" plastic tray with adjustable mouse tray (C), 22" plastic tray with swivel mouse tray (D), 20" HDPE tray with swivel mouse tray (G), or 27" HDPE tray (K)

0H black +\$0

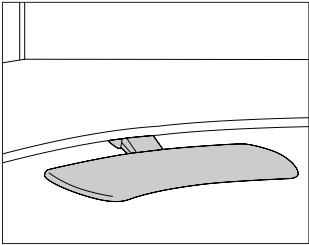
For 20" aluminum tray with adjustable mouse tray (B) or 20" aluminum tray with swivel mouse tray (J)

0H black +\$0

0J white +\$0

LX Series Keyboard Solutions

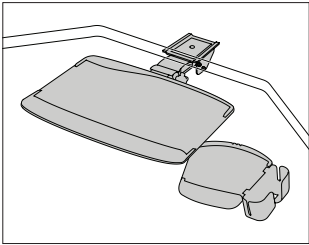
Y7724.



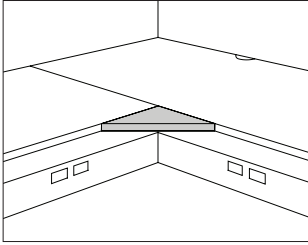
Specification Information	
Step 1.	
Y7724.	
Step 2. Type	
E	22" plastic tray with adjustable mouse tray
F	22" plastic tray with swivel mouse tray
Step 3. Surface Material	
For no selection (*), skip this step.	
no selection	
Prices for Steps 1-3.	
★	
Y7724. E	\$535
F	\$512

LE Series Keyboard Solutions

Y7710.



Specification Information	
Step 1.	
Y7710.	
Step 2. Track Length	
1	17"-long track
Step 3. Type	
A	HDPE tray with mouse tray
Prices for Steps 1-3.	
A	
Y7710. 1	\$388



Specification Information

Step 1.

Y2091.

Step 2. Surface Material

L	laminate top/thermoplastic edge
U	laminate top/universal edge

Prices for Steps 1-2.

Y2091. L	\$120
U	\$116

Step 3. Top Finish

76	light brown walnut	+\$0
8Q	folkstone grey	+\$0
91	white	+\$0
98	studio white	+\$0
CL	cool grey neutral	+\$0
HF	inner tone light	+\$0
HM	natural maple	+\$0
HP	light anigre	+\$0
HT	inner tone	+\$0
HX	aged cherry	+\$0
HY	walnut on cherry	+\$0
LA	light ash	+\$0
LBA	clear on ash	+\$0
LBR	phantom ecru	+\$0
LBS	phantom cocoa	+\$0
LBU	medium matte walnut	+\$0
LBV	warm grey teak	+\$0
LBB	oak on ash	+\$0
LBC	walnut on ash	+\$0
LBD	dark brown walnut	+\$0
LBE	medium red walnut	+\$0
LBF	neutral twill	+\$0
LBG	sarum twill	+\$0
LBH	earthen twill	+\$0
LBJ	graphite twill	+\$0
LBM	crisp linen	+\$0
LBN	classic linen	+\$0
LBP	casual linen	+\$0
LBQ	white twill	+\$0
LT	light tone	+\$0
LU	soft white	+\$0
MT	medium tone	+\$0
OG	honey maple	+\$0
WL	sandstone	+\$0

WN	warm grey neutral	+\$0
-----------	-------------------	------

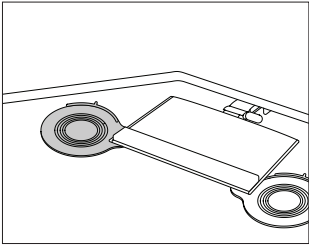
Step 4. Edge Finish

For laminate top/thermoplastic edge (L)

76	light brown walnut	+\$0
8Q	folkstone grey	+\$0
8Z	neutral grey	+\$0
91	white	+\$0
98	studio white	+\$0
BU	black umber	+\$0
CL	cool grey neutral	+\$0
HF	inner tone light	+\$0
HM	natural maple	+\$0
HP	light anigre	+\$0
HT	inner tone	+\$0
HX	aged cherry	+\$0
HY	walnut on cherry	+\$0
JB	millwork cherry	+\$0
LA	light ash	+\$0
LBA	clear on ash	+\$0
LBR	phantom ecru	+\$0
LBS	phantom cocoa	+\$0
LBU	medium matte walnut	+\$0
LBV	warm grey teak	+\$0
LBB	oak on ash	+\$0
LBC	walnut on ash	+\$0
LBD	dark brown walnut	+\$0
LBE	medium red walnut	+\$0
LBF	neutral twill	+\$0
LBG	sarum twill	+\$0
LBH	earthen twill	+\$0
LBJ	graphite twill	+\$0
LBK	pewter mesh	+\$0
LBL	steel mesh	+\$0
LBM	crisp linen	+\$0
LBN	classic linen	+\$0
LBP	casual linen	+\$0
LBQ	white twill	+\$0
LU	soft white	+\$0
MT	medium tone	+\$0
OG	honey maple	+\$0
WL	sandstone	+\$0
WN	warm grey neutral	+\$0

Add-On Tray

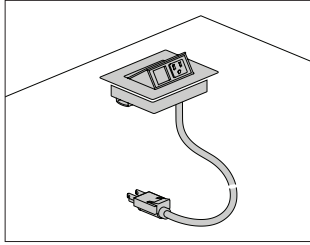
Y7728.



Specification Information		
Step 1.		
Y7728.		
Step 2. Usage		
A	for HDPE keyboard tray	
C	for aluminum keyboard tray	
Prices for Steps 1-2.		
Y7728. A		\$72
C		\$72

Connect™-S200

Y1322.



Specification Information

Step 1.

Y1322.

Step 2. Configuration

- 1** 1 simplex receptacle, 1 data opening
2 2 simplex receptacles

Step 3. Power Type

- A** power cord with plug end
B conduit with open end, for hard-wiring

Step 4. Cord/Conduit Length

- 03** 3' cord/conduit
06 6' cord/conduit
10 10' cord/conduit
20 20' cord/conduit

Prices for Steps 1-4.

		03	06	10	20
Y1322. 1	A	\$257	257	267	318
	B	\$313	313	322	372
2	A	\$273	273	283	334
	B	\$327	327	339	391

Step 5. Wiring Type

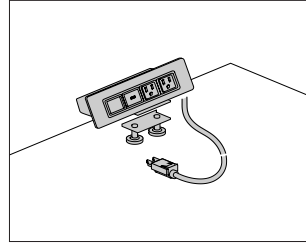
- 4Z** standard +\$0

Step 6. Finish

- 0H** black +\$0
0I silver +\$0
0J white +\$0

Connect™-S300

Y1323.



Specification Information

Step 1.

Y1323.

Step 2. Configuration

- 3** 2 simplex receptacles, 2 data openings
4 3 simplex receptacles, 3 data openings
5 2 simplex receptacles, 1 data opening, 1 charging USB port
6 3 simplex receptacles, 2 data opening, 1 charging USB port

Step 3. Power Type

- A** power cord with plug end
B conduit with open end, for hard-wiring

Step 4. Cord/Conduit Length

- 03** 3' cord/conduit
06 6' cord/conduit
10 10' cord/conduit
20 20' cord/conduit

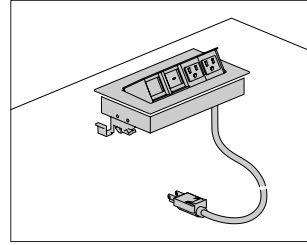
Step 5. Attachment

- G** grommet mount
S surface clamp

Prices for Steps 1-5.

		03G	03S	06G	06S	10G	10S
Y1323. 3	A	\$294	294	294	294	304	304
	B	\$350	350	350	350	360	360
4	A	\$366	366	366	366	375	375
	B	\$424	424	424	424	434	434
5	A	\$411	411	411	411	422	422
	B	\$468	468	468	468	477	477
6	A	\$483	483	483	483	495	495
	B	\$541	541	541	541	551	551

		20G	20S
Y1323. 3	A	\$355	355
	B	\$409	409
4	A	\$429	429
	B	\$483	483
5	A	\$473	473
	B	\$549	549
6	A	\$545	545
	B	\$624	624



Step 6. Finish		
0H	black	+\$0
0I	silver	+\$0
0J	white	+\$0

Specification Information

Step 1.

Y1324.

Step 2. Configuration

3	2 simplex receptacles, 2 data openings
5	3 simplex receptacles, 4 data openings
6	2 simplex receptacles, 1 data opening, 1 charging USB port
7	3 simplex receptacles, 3 data opening, 1 charging USB port
8	3 simplex receptacles, 2 data opening, 2 charging USB ports

Step 3. Power Type

A	power cord with plug end
B	conduit with open end, for hard-wiring

Step 4. Cord/Conduit Length

03	3' cord/conduit
06	6' cord/conduit
10	10' cord/conduit
20	20' cord/conduit

Prices for Steps 1-4.

		03	06	10	20
Y1324. 3	A	\$409	409	420	471
	B	\$466	466	477	528
	5 A	\$527	527	537	587
	B	\$583	583	589	639
	6 A	\$528	528	537	587
	B	\$584	584	595	647
	7 A	\$644	644	655	706
	B	\$701	701	708	758
	8 A	\$762	762	771	824
	B	\$819	819	826	876

Step 5. Wiring Type

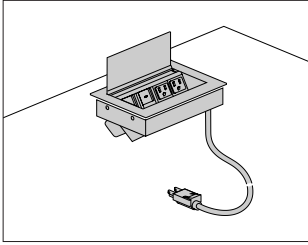
4Z	standard	+\$0
-----------	----------	------

Step 6. Finish

OK	silver anodized	+\$0
-----------	-----------------	------

Connect™-S500

Y1325.



Specification Information

Step 1.

Y1325.

Step 2. Configuration

3	2 simplex receptacles, 2 data openings
7	3 simplex receptacles, 3 data openings
5	2 simplex receptacles, 1 data opening, 1 charging USB port
6	3 simplex receptacles, 2 data opening, 1 charging USB port

Step 3. Power Type

A	power cord with plug end
B	conduit with open end, for hard-wiring

Step 4. Cord/Conduit Length

03	3' cord/conduit
06	6' cord/conduit
10	10' cord/conduit
20	20' cord/conduit

Prices for Steps 1-4.

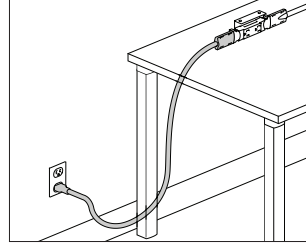
		03	06	10	20
Y1325. 3	A	\$482	482	494	544
	B	\$539	539	549	600
7	A	\$554	554	568	617
	B	\$611	611	623	674
5	A	\$602	602	611	662
	B	\$658	658	667	717
6	A	\$674	674	684	736
	B	\$729	729	743	791

Step 5. Finish

OK	silver anodized				+\$0
-----------	-----------------	--	--	--	------

Connect™-Power Entry with Plug End, 20 Amp

Y1342.



Specification Information

Step 1.

Y1342.

Step 2. Length

06	6' long
10	10' long

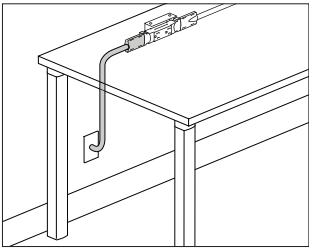
Step 3. Plug Type

A	straight plug
B	90° plug

Prices for Steps 1-3.

		A	B
Y1342. 06		\$220	220
10		\$256	256

Connect™-Power Entry, 2-Circuit Y1341.



Specification Information

Step 1.

Y1341.

Step 2. Length

06	6' long
12	12' long
18	18' long
24	24' long

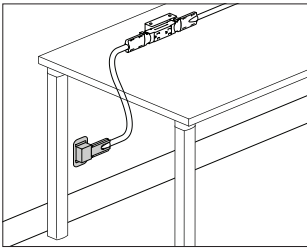
Step 3. Conduit Type

L	liquid tight conduit
C	$\frac{3}{8}$ " flex metallic conduit

Prices for Steps 1-3.

	L	C
Y1341. 06	\$147	147
12	\$194	194
18	\$241	241
24	\$299	299

Connect™ - Modular Power Entry, 2 Circuit, Architectural Wall Receptacle Box Y1349.



Specification Information

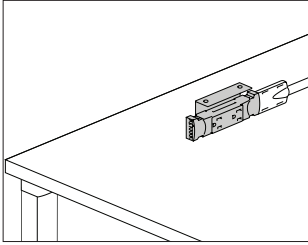
Step 1.

Y1349.

\$109

Connect™-Duplex Receptacle, 2-Circuit, 15 Amp

Y1345.



Specification Information

Step 1.

Y1345.

Step 2. Circuit

- 1 circuit I
- 2 circuit II

Step 3. Attachment Hardware

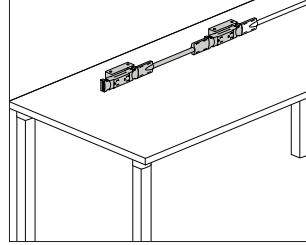
- A** flat attachment to underside of surface
- B** short 90° attachment to underside of surface
- C** long 90° attachment to underside of surface

Prices for Steps 1-3.

	A	B	C
Y1345. 1	\$74	80	80
2	\$74	80	80

Connect™-Dual Receptacle Power Kit, 2-Circuit

Y1340.



Specification Information

Step 1.

Y1340.

Step 2. Width

- 36** 36" wide
- 42** 42" wide
- 48** 48" wide
- 54** 54" wide
- 60** 60" wide
- 66** 66" wide
- 72** 72" wide
- 78** 78" wide
- 84** 84" wide
- 90** 90" wide
- 96** 96" wide

Step 3. Conduit Type

- L** liquid tight conduit
- C** 3/8" flex metallic conduit

Step 4. Circuit

- 1 circuit I
- 2 circuit II

Step 5. Attachment Hardware

- A** flat attachment to underside of surface
- B** short 90° attachment to underside of surface
- C** long 90° attachment to underside of surface

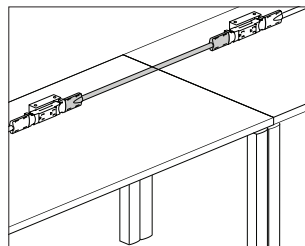
Prices for Steps 1-5.

	1A	1B	1C	2A	2B	2C
Y1340. 36 L	\$160	166	166	160	166	166
C	\$160	166	166	160	166	166
42 L	\$178	183	183	178	183	183
C	\$178	183	183	178	183	183
48 L	\$182	187	187	182	187	187
C	\$182	187	187	182	187	187
54 L	\$187	195	195	187	195	195
C	\$187	195	195	187	195	195
60 L	\$194	202	202	194	202	202
C	\$194	202	202	194	202	202
66 L	\$199	206	206	199	206	206
C	\$199	206	206	199	206	206
72 L	\$205	210	210	205	210	210
C	\$205	210	210	205	210	210

Connect™-Dual Receptacle Power Kit, 2-Circuit *continued*

Connect™-Jumper, 2-Circuit

Y1343.



78 L	\$209	214	214	209	214	214
C	\$209	214	214	209	214	214
84 L	\$213	218	218	213	218	218
C	\$213	218	218	213	218	218
90 L	\$218	223	223	218	223	223
C	\$218	223	223	218	223	223
96 L	\$222	228	228	222	228	228
C	\$222	228	228	222	228	228

Specification Information

Step 1.

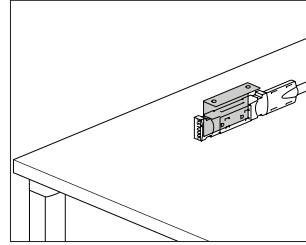
Y1343.

Step 2. Width

06	6" wide
09	9" wide
12	12" wide
18	18" wide
24	24" wide
30	30" wide
36	36" wide
42	42" wide
48	48" wide
54	54" wide
60	60" wide
66	66" wide
72	72" wide
78	78" wide
84	84" wide
90	90" wide
96	96" wide
108	108" wide
120	120" wide
132	132" wide
144	144" wide

Step 3. Conduit Type

L	liquid tight conduit
C	$\frac{3}{8}$ " flex metallic conduit



Prices for Steps 1-3.

	L	C
Y1343. 06	\$58	58
09	\$60	60
12	\$62	62
18	\$68	68
24	\$72	72
30	\$76	76
36	\$81	81
42	\$85	85
48	\$89	89
54	\$95	95
60	\$100	100
66	\$104	104
72	\$108	108
78	\$114	114
84	\$120	120
90	\$124	124
96	\$131	131
108	\$139	139
120	\$149	149
132	\$159	159
144	\$168	168

Specification Information

Step 1.

Y1347.

Step 2. Attachment Hardware

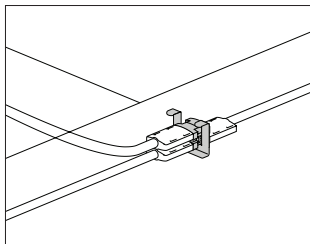
- A** flat attachment to underside of surface
- B** short 90° attachment to underside of surface
- C** long 90° attachment to underside of surface

Prices for Steps 1-2.

Y1347. A	\$61
B	\$97
C	\$97

Connect™-Block Connector, 2-Circuit

Y1344.



Specification Information

Step 1.

Y1344.

Step 2. Connector Type

H H-block connector

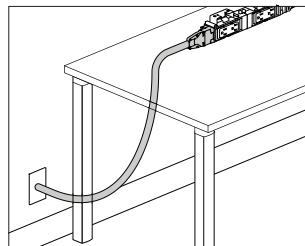
R receptacle-to-receptacle block connector

Prices for Steps 1-2.

Y1344. H	\$36
R	\$26

Connect™-Power Entry, 4-Circuit

Y1351.



Specification Information

Step 1.

Y1351.

Step 2. Length

06 6' long

12 12' long

18 18' long

24 24' long

Step 3. Conduit Type

L liquid tight conduit

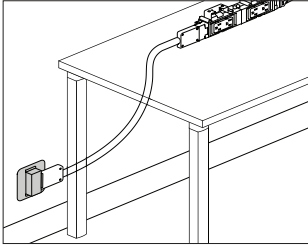
C 3/8" flex metallic conduit

Prices for Steps 1-3.

	L	C
Y1351. 06	\$160	160
12	\$229	229
18	\$300	300
24	\$385	385

Connect™-Modular Power Entry, 4 Circuit, Architectural Wall Junction Box

Y1359.



Specification Information

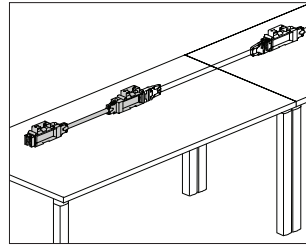
Step 1.

Y1359.

\$123

Connect™-Dual Junction Block Power Kit, 4-Circuit

Y1350.



Specification Information

Step 1.

Y1350.

Step 2. Width

42	42" wide
48	48" wide
54	54" wide
60	60" wide
66	66" wide
72	72" wide
78	78" wide
84	84" wide
90	90" wide
96	96" wide

Step 3. Junction Block Type

S	single-sided junction block
D	double-sided junction block

Step 4. Attachment Hardware

For single-sided junction block (S)

A	flat attachment to underside of surface
B	short 90° attachment to underside of surface
C	long 90° attachment to underside of surface

For double-sided junction block (D)

B	short 90° attachment to underside of surface
C	long 90° attachment to underside of surface

Prices for Steps 1-4.

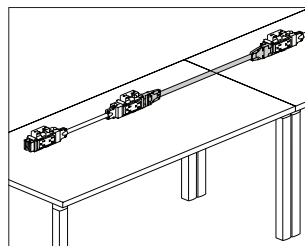
	A	B	C
Y1350. 42 S	\$206	211	211
D	—	\$152	152
48 S	\$211	216	216
D	—	\$159	159
54 S	\$216	221	221
D	—	\$165	165
60 S	\$221	227	227
D	—	\$170	170
66 S	\$227	233	233
D	—	\$176	176
72 S	\$233	240	240
D	—	\$181	181
78 S	\$240	247	247
D	—	\$186	186

Connect™-Dual Junction Block
Power Kit, 4-Circuit *continued*

84 S	\$246	258	258
D	—	\$194	194
90 S	\$252	257	257
D	—	\$202	202
96 S	\$257	262	262
D	—	\$207	207

Connect™-Junction Block to
Junction Block Jumper, 4-Circuit

Y1353.



Specification Information

Step 1.

Y1353.

Step 2. Width

12	12" wide
18	18" wide
24	24" wide
30	30" wide
36	36" wide
42	42" wide
48	48" wide
54	54" wide
60	60" wide
66	66" wide
72	72" wide
78	78" wide
84	84" wide
90	90" wide
108	108" wide
120	120" wide
132	132" wide
144	144" wide

Step 3. Type

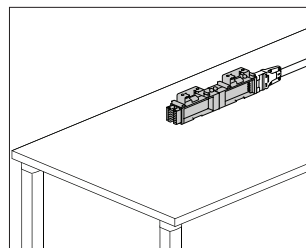
A	adjustable jumper
N	nonadjustable jumper

Connect™-Junction Block to Junction Block Jumper, 4-Circuit

continued

Prices for Steps 1-3.		
	A	N
Y1353. 12	\$81	81
18	\$86	86
24	\$93	93
30	\$99	99
36	\$104	104
42	\$109	109
48	\$117	117
54	\$123	123
60	\$129	129
66	\$134	134
72	\$139	139
78	\$146	146
84	\$151	151
90	\$158	158
108	\$175	175
120	\$185	185
132	\$199	199
144	\$211	211

Connect™-Junction Block, 4-Circuit Y1358.

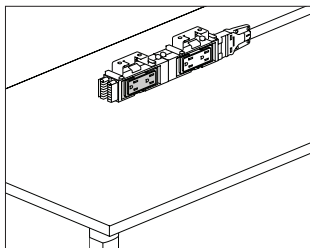


Specification Information	
Step 1.	
Y1358.	
Step 2. Junction Block Type	
SH	single junction block
SB	single back-to-back junction block
DH	double junction block
DB	double back-to-back junction block
Step 3. Attachment Hardware	
<i>For single junction block (SH) or double junction block (DH)</i>	
A	flat attachment to underside of surface
B	short 90° attachment to underside of surface
C	long 90° attachment to underside of surface
<i>For single back-to-back junction block (SB) or double back-to-back junction block (DB)</i>	
B	short 90° attachment to underside of surface
C	long 90° attachment to underside of surface

Prices for Steps 1-3.			
	A	B	C
Y1358. SH	\$91	98	98
SB	—	\$98	98
DH	\$74	80	80
DB	—	\$80	80

Connect™-Duplex Receptacle, 4-Circuit

Y1355.



Specification Information

Step 1.

Y1355.

Step 2. Amps

15 15 amp

20 20 amp

Step 3. Circuit

1 circuit I

2 circuit II

3 circuit III

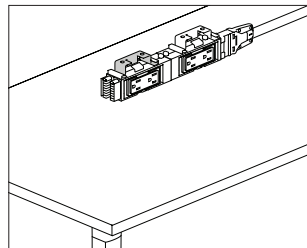
4 circuit IV

Prices for Steps 1-3.

	1	2	3	4
Y1355. 15	\$25	25	25	25
20	\$29	29	29	29

Connect™-Junction Block Brackets, 4-Circuit

Y1357.



Specification Information

Step 1.

Y1357.

Step 2. Attachment Hardware

A flat attachment to underside of surface

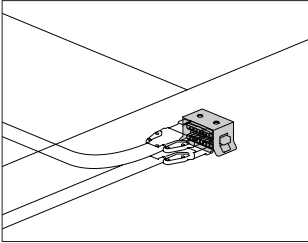
B short 90° attachment to underside of surface

C long 90° attachment to underside of surface

Prices for Steps 1-2.

Y1357. A	\$61
B	\$97
C	\$97

Connect™-Block Connector, 4-Circuit Y1354.



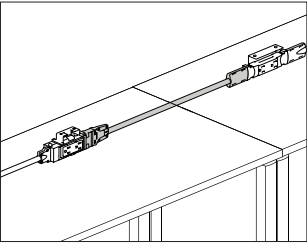
Specification Information

Step 1.
Y1354.

Step 2. Connector Type	
H	H-block connector
R	receptacle-to-receptacle block connector

Prices for Steps 1-2.	
Y1354. H	\$45
R	\$57

Connect™-Transition Jumper, 2- to 4-Circuit Y1356.



Specification Information

Step 1.
Y1356.

Step 2. Width	
06	6" wide
24	24" wide
36	36" wide
48	48" wide
72	72" wide
96	96" wide

Step 3. Conduit Type	
L	liquid tight conduit

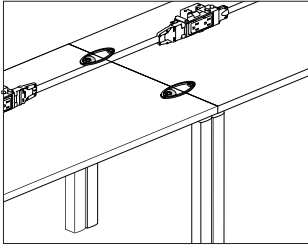
Prices for Steps 1-3.	
	L
Y1356. 06	\$75
24	\$93
36	\$104
48	\$117
72	\$139
96	\$164

Connect™-Ganging Bracket Kit

Y1338.

Connect™-Conduit Clamp

Y1339.

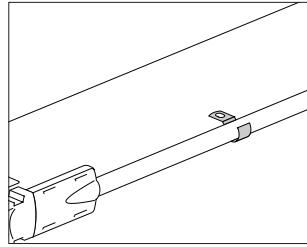


Specification Information

Step 1.

Y1338.

\$81



Specification Information

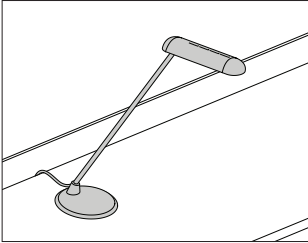
Step 1.

Y1339.

\$10

Flute™ Personal Light

Y6470.



Specification Information

Step 1.

Y6470.

Step 2. Attachment Bracket

CM surface clamp

FR freestanding

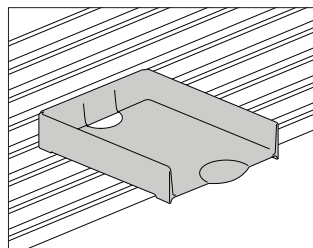
Prices for Steps 1-2.		
Y6470.	CM	\$347
	FR	\$347

Step 3. Finish		
91	white	+\$0
G2	graphite satin	+\$0
MS	metallic silver	+\$0

Thrive® Portfolio — Personal Lighting

Paper Tray

Y7216.



Specification Information

Step 1.

Y7216.

Step 2. Width

10 10" wide

16 16" wide

Prices for Steps 1-2.

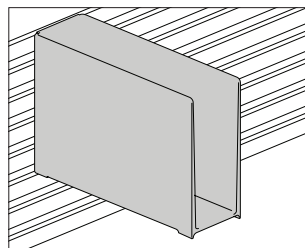
Y7216. 10	\$35
16	\$46

Step 3. Surface Finish

91	white	+\$0
BU	black umber	+\$0
CL	cool grey neutral	+\$0
G1	graphite	+\$0
HF	inner tone light	+\$0
LT	light tone	+\$0
LU	soft white	+\$0
MT	medium tone	+\$0
WN	warm grey neutral	+\$0
XF	frosted	+\$5

Vertical Tray

Y7217.



Specification Information

Step 1.

Y7217.4

\$41

Step 2. Surface Finish

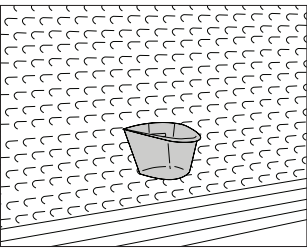
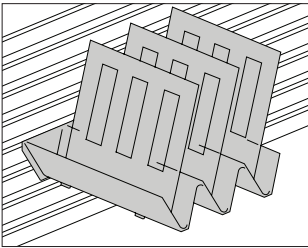
91	white	+\$0
BU	black umber	+\$0
CL	cool grey neutral	+\$0
G1	graphite	+\$0
HF	inner tone light	+\$0
LT	light tone	+\$0
LU	soft white	+\$0
MT	medium tone	+\$0
WN	warm grey neutral	+\$0
XF	frosted	+\$5

Diagonal Tray

Y7218.

Pencil Holder

Y7233.



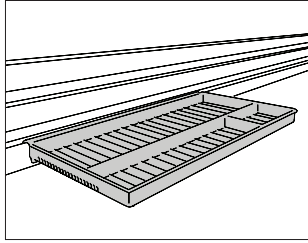
Specification Information		
Step 1.		
Y7218.		\$58

Step 2. Surface Finish		
91	white	+\$0
BU	black umber	+\$0
CL	cool grey neutral	+\$0
G1	graphite	+\$0
HF	inner tone light	+\$0
LT	light tone	+\$0
LU	soft white	+\$0
MT	medium tone	+\$0
WN	warm grey neutral	+\$0
XF	frosted	+\$5

Specification Information		
Step 1.		
Y7233.		\$28

Organizer Tray

Y7210.



Specification Information

Step 1.

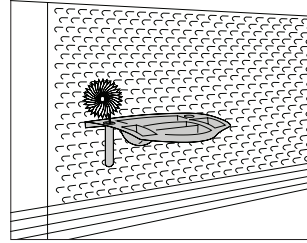
Y7210. \$35

Step 2. Surface Finish

BU	black umber	+\$0
HF	inner tone light	+\$0
LT	light tone	+\$0
LU	soft white	+\$0
MT	medium tone	+\$0
SG	slate grey	+\$0
XF	frosted	+\$5

Storage Tray

Y7212.



Specification Information

Step 1.

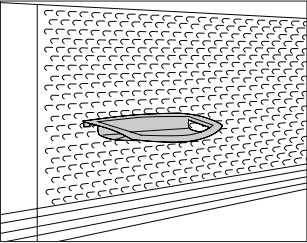
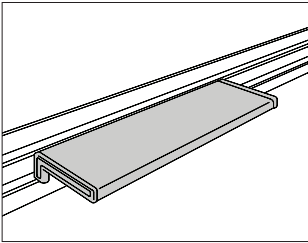
Y7212. \$46

Mini-Shelf

Y7310.

Display Tray

Y7315.



Specification Information

Step 1.

Y7310.

Step 2. Width

- 15 15" wide
- 24 24" wide
- 30 30" wide

Prices for Steps 1-2.

Y7310. 15	\$59
24	\$61
30	\$72

Step 3. Surface Finish

BU	black umber	+\$0
CN	metallic champagne	+\$0
HF	inner tone light	+\$0
LU	soft white	+\$0
MS	metallic silver	+\$0
MT	medium tone	+\$0

Specification Information

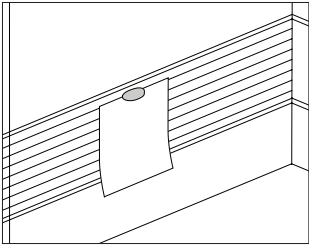
Step 1.

Y7315.

\$46

Bundle Clip

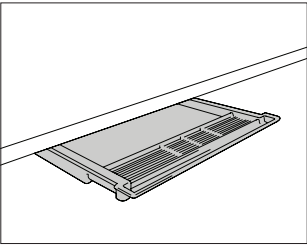
Y7420.



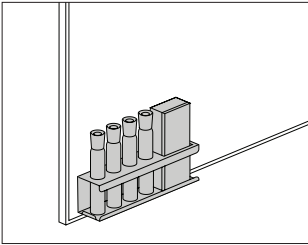
Specification Information		
Step 1.		
Y7420.		\$21

Pencil Drawer

Y5010.



Specification Information		
Step 1.		
Y5010.		\$52
Step 2. Surface Finish		
8Q	folkstone grey	+\$0
BU	black umber	+\$0
HF	inner tone light	+\$0
LT	light tone	+\$0
LU	soft white	+\$0
MT	medium tone	+\$0
SG	slate grey	+\$0
WL	sandstone	+\$0
WN	warm grey neutral	+\$0



Specification Information		
Step 1.		
Y7231.		\$138
Step 2. Finish		
91	white	+\$0
BK	black	+\$0
MS	metallic silver	+\$0

Index by Product Name

Thrive® Portfolio 10-Day or Less	
Add-On Tray	page(s) 13
Bundle Clip	33
Connect™-Block Connector, 2-Circuit	21
Connect™-Block Connector, 4-Circuit	26
Connect™-Conduit Clamp	27
Connect™-Dual Junction Block Power Kit, 4-Circuit	22
Connect™-Dual Receptacle Power Kit, 2-Circuit	18
Connect™-Duplex Receptacle, 2-Circuit, 15 Amp	18
Connect™-Duplex Receptacle, 4-Circuit	25
Connect™-Ganging Bracket Kit	27
Connect™-Jumper, 2-Circuit	19
Connect™-Junction Block, 4-Circuit	24
Connect™-Junction Block Brackets, 4-Circuit	25
Connect™-Junction Block to Junction Block Jumper, 4-Circuit	23
Connect™ - Modular Power Entry, 2 Circuit, Architectural Wall Receptacle Box	17
Connect™-Modular Power Entry, 4 Circuit, Architectural Wall Junction Box	22
Connect™-Power Entry, 2-Circuit	17
Connect™-Power Entry, 4-Circuit	21
Connect™-Power Entry with Plug End, 20 Amp	16
Connect™-Receptacle Brackets, 2-Circuit	20
Connect™-S200	14
Connect™-S300	14
Connect™-S400	15
Connect™-S500	16
Connect™-Transition Jumper, 2- to 4-Circuit	26
CPU Holder, Mobile	9
Diagonal Tray	30
Display Tray	32
Dual Flo® Surface Clamp Mount	7
Enhanced Back-To-Back Post Bracket	8
Flo® Dual-Screen Monitor Arm - Clamp Mount	5
Flo® Single Screen Monitor Arm - Arm Only	6
Flo® Single-Screen Monitor Arm Support	5
Flo® Two-Piece Clamp Mount	6
Flute™ Personal Light	28
LE Series Keyboard Solutions	11
LOOP™ Adjustable CPU Holder	9
LOOP™ Adjustable CPU Holder Assembly	8
LS Series Keyboard Solutions	10
LX Series Keyboard Solutions	11
Marker/Eraser Holder	34
Mini-Shelf	32
Organizer Tray	31
Paper Tray	29

Pencil Drawer	33
Pencil Holder	30
Squared-Edge Corner Wedge	12
Storage Tray	31
Universal CPU Holder Slide & Rotate Kit	10
Vertical Tray	29
Wishbone® Post Top-Mounting Surface Clamp	7



Index by Product Number

Y1322. Connect™-S200	page(s) 14
Y1323. Connect™-S300	14
Y1324. Connect™-S400	15
Y1325. Connect™-S500	16
Y1338. Connect™-Ganging Bracket Kit	27
Y1339. Connect™-Conduit Clamp	27
Y1340. Connect™-Dual Receptacle Power Kit, 2-Circuit	18
Y1341. Connect™-Power Entry, 2-Circuit	17
Y1342. Connect™-Power Entry with Plug End, 20 Amp	16
Y1343. Connect™-Jumper, 2-Circuit	19
Y1344. Connect™-Block Connector, 2-Circuit	21
Y1345. Connect™-Duplex Receptacle, 2-Circuit, 15 Amp	18
Y1347. Connect™-Receptacle Brackets, 2-Circuit	20
Y1349. Connect™ - Modular Power Entry, 2 Circuit, Architectural Wall Receptacle Box	17
Y1350. Connect™-Dual Junction Block Power Kit, 4-Circuit	22
Y1351. Connect™-Power Entry, 4-Circuit	21
Y1353. Connect™-Junction Block to Junction Block Jumper, 4-Circuit	23
Y1354. Connect™-Block Connector, 4-Circuit	26
Y1355. Connect™-Duplex Receptacle, 4-Circuit	25
Y1356. Connect™-Transition Jumper, 2- to 4-Circuit	26
Y1357. Connect™-Junction Block Brackets, 4-Circuit	25
Y1358. Connect™-Junction Block, 4-Circuit	24
Y1359. Connect™-Modular Power Entry, 4 Circuit, Architectural Wall Junction Box	22
Y2091. Squared-Edge Corner Wedge	12
Y5010. Pencil Drawer	33
Y6470. Flute™ Personal Light	28
Y7210. Organizer Tray	31
Y7212. Storage Tray	31
Y7216. Paper Tray	29
Y7217. Vertical Tray	29
Y7218. Diagonal Tray	30
Y7231. Marker/Eraser Holder	34
Y7233. Pencil Holder	30
Y7310. Mini-Shelf	32
Y7315. Display Tray	32
Y7420. Bundle Clip	33
Y7710. LE Series Keyboard Solutions	11
Y7724. LX Series Keyboard Solutions	11
Y7728. Add-On Tray	13
Y7737. LS Series Keyboard Solutions	10
Y7812. CPU Holder, Mobile	9
Y91104 LOOP™ Adjustable CPU Holder Assembly	8
Y91171 Flo® Single-Screen Monitor Arm Support	5
Y91175 Flo® Dual-Screen Monitor Arm - Clamp Mount	5
Y92009 Enhanced Back-To-Back Post Bracket	8

Y92038 Universal CPU Holder Slide & Rotate Kit	10
Y92041 LOOP™ Adjustable CPU Holder	9
Y92052 Wishbone® Post Top-Mounting Surface Clamp	7
Y92090 Flo® Single Screen Monitor Arm - Arm Only	6
Y92092 Flo® Two-Piece Clamp Mount	6
Y92100 Dual Flo® Surface Clamp Mount	7



10-Day or Less Order Information

10-Day or Less Program

10-day or less products are designed for established Herman Miller dealers with pre-approved credit.

Products are distributed from multiple West Michigan manufacturing facilities. These include Holland, Spring Lake, and Zeeland. Orders will be shipped within 10 business days or less from the date of Herman Miller acknowledgement.

Ordering Procedures

1. Please place orders through Order Manager. If this is not available to you, place orders through mail or fax. Verbal purchase orders will not be accepted.
Order Entry fax number for Passage®, 5000 Series, and Meridian® Filing and Storage: (616) 846 9236.
Order Entry fax number for all other products: (616) 654 3085.
2. Orders must be clearly marked “10-day or less program” and include only 10-day or less products. Orders not marked this way will be processed under standard lead times. Orders for standard lead times must be placed on a separate purchase order.
3. Only fabrics and finishes listed with each product are available through the 10-day or less program.
4. For any 10-day or less project over \$250,000 list price, please contact your Customer Care representative within 48 hours of order entry to reserve lead time.
5. For more information, contact your Customer Care representative at: (866) 854 3048 EXT 3400.

Shipments and Delivery

Per Herman Miller Terms and Conditions.

Changes and Cancellation

Per Herman Miller Terms and Conditions.

For more information about our products and services or to see a list of dealers, please visit us at HermanMiller.com or call (800) 851 1196.

© 2019 Herman Miller, Inc., Zeeland, Michigan

Distribution Rights

Working together since 1956, Herman Miller and Vitra are the authentic sources of designs by Charles and Ray Eames, Alexander Girard, and George Nelson. All the designs shown in this book are protected by law. Herman Miller has obtained all rights to make and sell these designs. Also, Herman Miller holds exclusive worldwide manufacturing and distribution rights for these products with the following exceptions:

Charles and Ray Eames, George Nelson, and Alexander Girard—Worldwide distribution rights for furniture in all areas except Europe and the Middle East. For those areas, please contact Vitra.

Isamu Noguchi—Worldwide distribution rights for the Noguchi Rudder Table. Distribution rights for the Noguchi Table in North America and Central America only. For all other areas, please contact Vitra.

Magis—Exclusive distribution rights in the US and Canada. For all other areas, please contact Magis.

Mattiazzi—Exclusive distribution rights in the US and Canada. For all other areas, please contact Mattiazzi.

® **HermanMiller**, ●, 3D Intelligent, AO, Action Office, Aeron, ArcSpan, Aside, Avall, Avive, Bubble Lamps, Canvas Office Landscape, Caper, Celle, Co/Struc, Daisiyone, Distil, Eames, Eco-Dematerialized, Embody, Envelop, Equa 2, Ergon 3, Ethospace, Exclave, Fine-Tune, FlexFront, Flo, Formcoat, Formwork, Ground Cloth, Herman Miller for the Home, Herman Miller for Healthcare, Intersect, Kinemat, Lapjack, Layout Studio, Lifework, Limerick, Live Unframed, Living Office, Locale, Maharam, Meridian, Mirra, Motia, Passage, Pellicle, Perspectives, Plex, PostureFit, Public Office Landscape, Resolve, Rodney, Sayl, Setu, Thrive, Tu, Wishbone, and Y-Tower are among the registered trademarks of Herman Miller, Inc., and its owned subsidiaries.

™ 8Z Pellicle, About Face, AireWeave, Albert, Backfit, Bubbletack, Burdick Group, Butterfly Back, Celeste, Cellular Suspension, Clam, Compass, Connect, Cosm, Cubert, DOT, Duracare, Durawrap, Eames Soft Pad, EnhancedAccess, Everywhere, Flex-Edge, Flute, Harmonic, Herman Miller Select, Hopsak 2, Intent, Iota, Jaw, Keyless Entry, Keyn Chair Group by Herman Miller, Latitude, Lino, Locale, Logic Mini, Logic Power Access Solutions, Live Platform, Loop, Lyris, Lyris 2, Made-to-Measure Storage, Metaform Portfolio, Mora, Multiscrim, Nelson, Nevi, Overlay, Pari, Pixelated Support, PostureFit SL, Prospect, Q, Renew, Sense, Soft Pad, Stackable, Stackable Storage, Striad, Swoop, Tone, TriFlex, Twist, Ubi, Verus, Vista and Wireframe are among the trademarks of Herman Miller, Inc., and its owned subsidiaries.

SM Herman Miller Options is among the service marks of Herman Miller, Inc.

AAP™ is a trademark of Extron Electronics.

Alexander Girard® is a registered trademark of The Alexander Girard Estate.

Chemsur® is a registered trademark of Wilsonart International.

Corian® is a registered trademark of E. I. du Pont de Nemours and Company Corporation.

Crypton® is a registered trademark of Crypton, Inc.

DACRON® is a registered trademark of INVISTA S.a r.l.

Decora® is a registered trademark of Leviton Manufacturing Co., Inc.

Edelman® Leather is a registered trademark of Edelman Leather, Inc.

Extron® is a registered trademark of RGB Systems, Inc.

FENIX NTM® is a registered trademark of Arpa Industriale S.p.A.

FLEXNET™ is a trademark of Milliken & Company.

Floor Saver Glide® is a registered trademark of Carpin Manufacturing, Inc.

Geiger® is a registered trademark, and Bumper™, Saiba™, and Ward Bennett™ are trademarks, of Geiger International.

Goetz™ is a trademark of Mark W. Goetz.

Hang-It-All® is a registered trademark of Lucia Eames Demetrios, d.b.a. Eames Office.

Holophane® is a registered trademark of Holophane.

Ingeo™ is a trademark of Cargill Dow LLC.

iPad® is a registered trademark of Apple, Inc.

Leviton® is a registered trademark of Leviton Manufacturing Co., Inc.

LifeSize® is a registered trademark of LifeSize Communications, Inc.

Magis®, Bombo®, and Me Too® are registered trademarks of Magis S.p.A.

Microsoft® and Natural® Keyboard are registered trademarks of Microsoft Corporation.

Noguchi® and the Noguchi table configuration (trade dress) are registered trademarks, and Rudder Table™ is a trademark, of The Isamu Noguchi Foundation and Garden Museum.

Place Textiles® is a registered trademark of Place Textiles.

SuperSeat™ is a trademark of Dahti Seating, a division of ITW.