



Prices effective September 3, 2019

Published September 2019

Storage

10-Day or Less

Introduction	page 2
Tu® Storage 10-Day or Less	3
Metal Storage	5
Meridian® Storage 10-Day or Less	27
Lateral Files	29
Pedestals	34
Vertical Storage Towers	40
Storage Cases	47
Bookcases	48
Indices	49
By Name	49
By Number	51
Appendices	
10-Day or Less Order Information	
10-Day Keyed-Alike Information	
For the latest materials information, refer to the Materials pages on HermanMiller.com.	

Introduction

A Note on the Organization of This Book

There are a few signals that will help you understand the organization of this book. Once you know them, you should be able to find your way around easily.

Like a newspaper, this book is formatted with columns of text and illustrations that run vertically.

Information wraps from one column to the next and continues for as many pages as it needs to.

Black bars are clues.

A black bar at the top of a page signals the start of information about a product.

Specification Information, which always begins at the top of a column, includes a series of steps. Each step represents a decision you need to make in order to complete your product number. Steps must be followed sequentially. The number of pages needed to complete information on a product varies; some will be complete in one page; others may fill three or four pages. Just continue going through the steps until you run into the next product, signaled by the black bar at the top of the page.

Black tabs running along the outside edge of the page help you locate what section you are in or what section you want to go to. You can thumb forwards or backwards to find a section; tabs and text appear on both sides of the page.

The additional pages in the back of the book include the appendices and indices. They are signaled by a long black bar running along the outside edge of the page.

The index is presented two ways.

The first index is in alphabetical order by product name. It can be helpful if you are new to the products and numbering scheme or if you are looking for a type of product, such as work chair or round table.

The second index is by product number. It lists, in alphanumeric order, the base product number, typically a five-digit number.

General Information

This book is effective September 3, 2019, subject to change without notice. Products may be purchased from authorized Herman Miller dealers who will quote prices upon request. For more information about our products and services or to see a list of dealers, visit www.HermanMiller.com.

All prices are list prices. Additional services, such as planning services, design, storage, and installation, are not included and must be added to these prices when the additional services are requested.

Illustrations, specifications, and prices are based on the latest information at the time of publication. The right is reserved to make changes at any time without notice in prices, fabrics, finishes, materials, specifications, and models, and also to discontinue models and finishes.

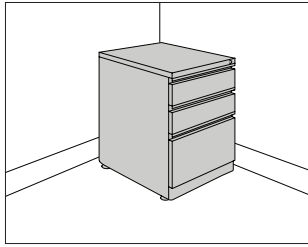
For additional product information such as dimensional drawings and product descriptions, refer to the standard price books.

Service problems are normally handled by a Herman Miller authorized dealer. Where this cannot be accomplished on a local level, service problems should be referred to the Customer Care Representative for your region, Herman Miller, Inc., Zeeland, Michigan 49464.

Metal Storage

W-Pull Freestanding Pedestal

LW100.



Specification Information

Step 1.

LW100.

Step 2. Depth

20	20" deep
24	24" deep
28	28" deep

Step 3. Configuration

BBF	box/box/file
FF	file/file

Prices for Steps 1-3.

	BBF	FF
LW100. 20	\$576	527
24	\$589	542
28	\$661	610

Step 4. Slides

For box/box/file (BBF)

SR	3/4-extension roller slides on box drawer, full-extension ball bearing on file drawer	+\$0
-----------	---	------

For file/file (FF)

SB	full-extension ball-bearing	+\$0
-----------	-----------------------------	------

Step 5. Paint/Steel Type

SS	smooth paint on smooth steel	+\$0
XS	textured paint on smooth steel	+\$0

Step 6. Surface Finish

For smooth paint on smooth steel (SS)

8Q	folkstone grey	+\$0
98	studio white	+\$0
BU	black umber	+\$0
CN	metallic champagne	+\$0
EH	metallic bronze	+\$0
HF	inner tone light	+\$0
LT	light tone	+\$0
LU	soft white	+\$0
MS	metallic silver	+\$0
MT	medium tone	+\$0
WL	sandstone	+\$0

Sand Texture Paint

For textured paint on smooth steel (XS)

91	white	+\$0
98	studio white	+\$0
BK	black	+\$0
CL	cool grey neutral	+\$0
G1	graphite	+\$0
WN	warm grey neutral	+\$0

Step 7. Lock

KA	keyed alike	-\$10
KC	keyed differently, chrome	+\$0
KD	keyed differently, black	+\$0

Step 8. Base Height

1F	standard height	+\$0
2F	raised height	+\$0

Step 9. Drawer Interior

For box/box/file (BBF)

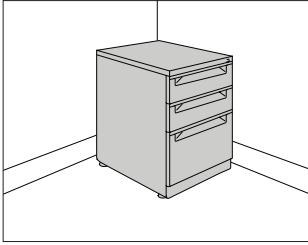
NN	none	+\$0
3M	drawer divider in one box drawer, pencil tray in one box drawer, 2 file converters in file drawer	+\$25

For file/file (FF)

NN	none	+\$0
1M	2 file converters in each file drawer	+\$25

V-Pull Freestanding Pedestal

LV100.



Tur® Metal Storage

Specification Information

Step 1.

LV100.

Step 2. Depth

20	20" deep
24	24" deep
28	28" deep

Step 3. Configuration

BBF	box/box/file
FF	file/file

Prices for Steps 1-3.

	BBF	FF
LV100. 20	\$591	544
24	\$609	557
28	\$682	625

Step 4. Slides

For 20" deep (20) with box/box/file (BBF)

SR	3/4-extension roller slides on box drawer, full-extension ball bearing on file drawer	+\$0
SB	full-extension ball-bearing	+\$50

For 24" deep (24) or 28" deep (28) with box/box/file (BBF)

SR	3/4-extension roller slides on box drawer, full-extension ball bearing on file drawer	+\$0
-----------	---	------

For file/file (FF)

SB	full-extension ball-bearing	+\$0
-----------	-----------------------------	------

Step 5. Paint/Steel Type

SS	smooth paint on smooth steel	+\$0
XS	textured paint on smooth steel	+\$0

Step 6. Surface Finish

For smooth paint on smooth steel (SS)

8Q	folkstone grey	+\$0
98	studio white	+\$0
BU	black umber	+\$0
CN	metallic champagne	+\$0
EH	metallic bronze	+\$0
HF	inner tone light	+\$0
LT	light tone	+\$0
LU	soft white	+\$0
MS	metallic silver	+\$0
MT	medium tone	+\$0
WL	sandstone	+\$0

Step 7. Lock

KA	keyed alike	-\$10
KC	keyed differently, chrome	+\$0
KD	keyed differently, black	+\$0

Step 8. Base Height

1F	standard height	+\$0
2F	raised height	+\$0

Step 9. Drawer Interior

For box/box/file (BBF)

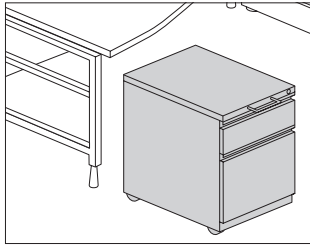
NN	none	+\$0
3M	drawer divider in one box drawer, pencil tray in one box drawer, 2 file converters in file drawer	+\$25

For file/file (FF)

NN	none	+\$0
1M	2 file converters in each file drawer	+\$25

W-Pull Mobile Pedestal

LW110.



Specification Information

Step 1.

LW110.

Step 2. Depth

20	20" deep
24	24" deep

Step 3. Configuration

For 20" deep (20)

BBF	box/box/file
BF	box/file
FF	file/file

For 24" deep (24)

BBF	box/box/file
FF	file/file

Prices for Steps 1-3.

	BBF	BF	FF
LW110. 20	\$626	527	570
24	\$631	—	578

Step 4. Slides

For box/box/file (BBF)

SR	3/4-extension roller slides on box drawer, full-extension ball bearing on file drawer	+\$0
SB	full-extension ball-bearing	+\$50

For box/file (BF)

SR	3/4-extension roller slides on box drawer, full-extension ball bearing on file drawer	+\$0
-----------	---	------

For file/file (FF)

SB	full-extension ball-bearing	+\$0
-----------	-----------------------------	------

Step 5. Paint/Steel Type

SS	smooth paint on smooth steel	+\$0
XS	textured paint on smooth steel	+\$0

Step 6. Surface Finish

For smooth paint on smooth steel (SS)

8Q	folkstone grey	+\$0
98	studio white	+\$0
BU	black umber	+\$0
CN	metallic champagne	+\$0
EH	metallic bronze	+\$0
HF	inner tone light	+\$0
LT	light tone	+\$0
LU	soft white	+\$0
MS	metallic silver	+\$0
MT	medium tone	+\$0
WL	sandstone	+\$0

Sand Texture Paint

For textured paint on smooth steel (XS)

91	white	+\$0
98	studio white	+\$0
BK	black	+\$0
CL	cool grey neutral	+\$0
G1	graphite	+\$0
WN	warm grey neutral	+\$0

Step 7. Lock

KA	keyed alike	-\$10
KC	keyed differently, chrome	+\$0
KD	keyed differently, black	+\$0

Step 8. Drawer Interior

For box/box/file (BBF)

NN	none	+\$0
3M	drawer divider in one box drawer, pencil tray in one box drawer, 2 file converters in file drawer	+\$25

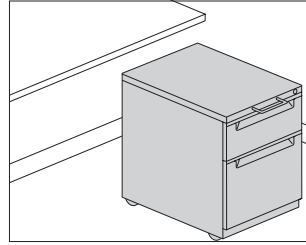
For box/file (BF)

NN	none	+\$0
5M	pencil tray in box drawer, 2 file converters in file drawer	+\$20

For file/file (FF)

NN	none	+\$0
1M	2 file converters in each file drawer	+\$25

Step 9. Handle		
HN	no hand grip	+\$0
H1	hand grip only	+\$48



Specification Information

Step 1.

LV110.

Step 2. Depth

20	20" deep
24	24" deep

Step 3. Configuration

For 20" deep (20)

BBF	box/box/file
BF	box/file
FF	file/file

For 24" deep (24)

BBF	box/box/file
FF	file/file

Prices for Steps 1-3.

	BBF	BF	FF
LV110. 20	\$646	544	586
24	\$651	—	593

Step 4. Slides

For box/box/file (BBF) or box/file (BF)

SR	3/4-extension roller slides on box drawer, full-extension ball bearing on file drawer	+\$0
-----------	---	------

For file/file (FF)

SB	full-extension ball-bearing	+\$0
-----------	-----------------------------	------

Step 5. Paint/Steel Type

SS	smooth paint on smooth steel	+\$0
XS	textured paint on smooth steel	+\$0

V-Pull Mobile Pedestal *continued*

Step 6. Surface Finish

For smooth paint on smooth steel (SS)

8Q	folkstone grey	+\$0
98	studio white	+\$0
BU	black umber	+\$0
CN	metallic champagne	+\$0
EH	metallic bronze	+\$0
HF	inner tone light	+\$0
LT	light tone	+\$0
LU	soft white	+\$0
MS	metallic silver	+\$0
MT	medium tone	+\$0
WL	sandstone	+\$0

Step 7. Lock

KA	keyed alike	-\$10
KC	keyed differently, chrome	+\$0
KD	keyed differently, black	+\$0

Step 8. Drawer Interior

For box/box/file (BBF)

NN	none	+\$0
3M	drawer divider in one box drawer, pencil tray in one box drawer, 2 file converters in file drawer	+\$25

For box/file (BF)

NN	none	+\$0
5M	pencil tray in box drawer, 2 file converters in file drawer	+\$20

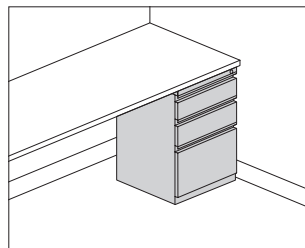
For file/file (FF)

NN	none	+\$0
1M	2 file converters in each file drawer	+\$25

Step 9. Handle

HN	no hand grip	+\$0
H1	hand grip only	+\$48

W-Pull Surface-Attached Pedestal LW140.



Specification Information

Step 1.

LW140.

Step 2. Depth

24	24" deep
28	28" deep

Step 3. Configuration

BBF	box/box/file
FF	file/file

Prices for Steps 1-3.

	BBF	FF
LW140. 24	\$549	502
28	\$641	590

Step 4. Slides

	24BBF	24FF	28BBF	28FF
SB full-extension ball-bearing	+\$50	50	0	0

Step 5. Paint/Steel Type

SS	smooth paint on smooth steel	+\$0
XS	textured paint on smooth steel	+\$0

Step 6. Surface Finish

For smooth paint on smooth steel (SS)

8Q	folkstone grey	+\$0
98	studio white	+\$0
BU	black umber	+\$0
CN	metallic champagne	+\$0
EH	metallic bronze	+\$0
HF	inner tone light	+\$0
LT	light tone	+\$0
LU	soft white	+\$0
MS	metallic silver	+\$0
MT	medium tone	+\$0
WL	sandstone	+\$0

W-Pull Surface-Attached Pedestal

continued

Tur® Metal Storage

Sand Texture Paint

For textured paint on smooth steel (XS)

91	white	+\$0
98	studio white	+\$0
BK	black	+\$0
CL	cool grey neutral	+\$0
G1	graphite	+\$0
WN	warm grey neutral	+\$0

Step 7. Lock

KA	keyed alike	-\$10
KD	keyed differently, black	+\$0
KC	keyed differently, chrome	+\$0

Step 8. Base Height

2F	27 ¹ / ₄ " high (raised height)	+\$0
-----------	---	------

Step 9. Drawer Interior

For box/box/file (BBF)

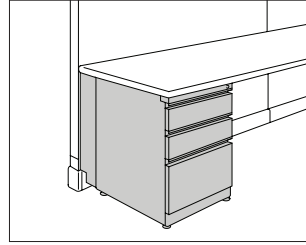
NN	none	+\$0
3M	drawer divider in one box drawer, pencil tray in one box drawer, 2 file converters in file drawer	+\$25

For file/file (FF)

NN	none	+\$0
1M	2 file converters in each file drawer	+\$25

W-Pull Support Pedestal

LW150.



Specification Information

Step 1.

LW150.

Step 2. Depth

20	20" deep
24	24" deep
28	28" deep

Step 3. Configuration

BBF	box/box/file
FF	file/file

Prices for Steps 1-3.

	BBF	FF
LW150.20	\$613	570
24	\$641	611
28	\$677	648

Step 4. Slides

For box/box/file (BBF)

SR	³ / ₄ -extension roller slides on box drawer, full-extension ball bearing on file drawer	+\$0
-----------	--	------

For file/file (FF)

SB	full-extension ball-bearing	+\$0
-----------	-----------------------------	------

Step 5. Paint/Steel Type

SS	smooth paint on smooth steel	+\$0
XS	textured paint on smooth steel	+\$0

Step 6. Surface Finish

For smooth paint on smooth steel (SS)

8Q	folkstone grey	+\$0
98	studio white	+\$0
BU	black umber	+\$0
CN	metallic champagne	+\$0
EH	metallic bronze	+\$0
HF	inner tone light	+\$0
LT	light tone	+\$0
LU	soft white	+\$0
MS	metallic silver	+\$0
MT	medium tone	+\$0
WL	sandstone	+\$0

W-Pull Support Pedestal *continued*

Sand Texture Paint		
<i>For textured paint on smooth steel (XS)</i>		
91	white	+\$0
98	studio white	+\$0
BK	black	+\$0
CL	cool grey neutral	+\$0
G1	graphite	+\$0
WN	warm grey neutral	+\$0

Step 7. Attachment Bracket

<i>For smooth paint on smooth steel (SS)</i>		
1A	for Action Office® Series 1 and 2 radiused-edge work surface	+\$0
2A	for Action Office® Series 1 and 2 squared-edge work surface	+\$0
E1	for Ethospace® System	+\$0
F8	for Canvas Office Landscape®	+\$0

<i>For textured paint on smooth steel (XS)</i>		
1A	for Action Office® Series 1 and 2 radiused-edge work surface	+\$0
2A	for Action Office® Series 1 and 2 squared-edge work surface	+\$0
F8	for Canvas Office Landscape®	+\$0

Step 8. Lock		
KA	keyed alike	-\$10
KC	keyed differently, chrome	+\$0
KD	keyed differently, black	+\$0

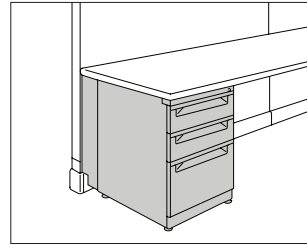
Step 9. Drawer Interior

<i>For box/box/file (BBF)</i>		
NN	none	+\$0
3M	drawer divider in one box drawer, pencil tray in one box drawer, 2 file converters in file drawer	+\$25

<i>For file/file (FF)</i>		
NN	none	+\$0
1M	2 file converters in each file drawer	+\$25

V-Pull Support Pedestal

LV150.



Specification Information

Step 1.		
LV150.		
Step 2. Depth		
20	20" deep	
24	24" deep	
28	28" deep	
Step 3. Configuration		
BBF	box/box/file	
FF	file/file	
Prices for Steps 1-3.		
		BBF FF
LV150. 20		\$608 564
24		\$636 606
28		\$672 640
Step 4. Slides		
<i>For box/box/file (BBF)</i>		
SR	$\frac{3}{4}$ "-extension roller slides on box drawer, full-extension ball bearing on file drawer	+\$0
<i>For file/file (FF)</i>		
SB	full-extension ball-bearing	+\$0
Step 5. Paint/Steel Type		
SS	smooth paint on smooth steel	+\$0
XS	textured paint on smooth steel	+\$0
Step 6. Surface Finish		
<i>For smooth paint on smooth steel (SS)</i>		
8Q	folkstone grey	+\$0
98	studio white	+\$0
BU	black umber	+\$0
CN	metallic champagne	+\$0
EH	metallic bronze	+\$0
HF	inner tone light	+\$0
LT	light tone	+\$0
LU	soft white	+\$0
MS	metallic silver	+\$0
MT	medium tone	+\$0
WL	sandstone	+\$0

Tu® Metal Storage

Step 7. Attachment Bracket

For smooth paint on smooth steel (SS)

1A	for Action Office® Series 1 and 2 radiused-edge work surface	+\$0
2A	for Action Office® Series 1 and 2 squared-edge work surface	+\$0
E1	for Ethospace® System	+\$0
F8	for Canvas Office Landscape®	+\$0

For textured paint on smooth steel (XS)

1A	for Action Office® Series 1 and 2 radiused-edge work surface	+\$0
2A	for Action Office® Series 1 and 2 squared-edge work surface	+\$0
F8	for Canvas Office Landscape®	+\$0

Step 8. Lock

KA	keyed alike	-\$10
KC	keyed differently, chrome	+\$0
KD	keyed differently, black	+\$0

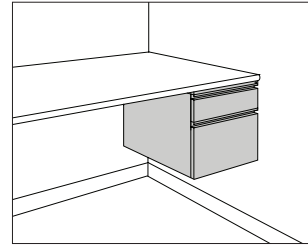
Step 9. Drawer Interior

For box/box/file (BBF)

NN	none	+\$0
3M	drawer divider in one box drawer, pencil tray in one box drawer, 2 file converters in file drawer	+\$25

For file/file (FF)

NN	none	+\$0
1M	2 file converters in each file drawer	+\$25



Specification Information

Step 1.
LW130.20BF \$388

Step 2. Slides

SR	¾-extension roller slides on box drawer, full-extension ball bearing on file drawer	+\$0
-----------	---	------

Step 3. Paint/Steel Type

SS	smooth paint on smooth steel	+\$0
XS	textured paint on smooth steel	+\$0

Step 4. Surface Finish

For smooth paint on smooth steel (SS)

8Q	folkstone grey	+\$0
98	studio white	+\$0
BU	black umber	+\$0
CN	metallic champagne	+\$0
EH	metallic bronze	+\$0
HF	inner tone light	+\$0
LT	light tone	+\$0
LU	soft white	+\$0
MS	metallic silver	+\$0
MT	medium tone	+\$0
WL	sandstone	+\$0

Sand Texture Paint

For textured paint on smooth steel (XS)

91	white	+\$0
98	studio white	+\$0
BK	black	+\$0
CL	cool grey neutral	+\$0
G1	graphite	+\$0
WN	warm grey neutral	+\$0

Step 5. Lock

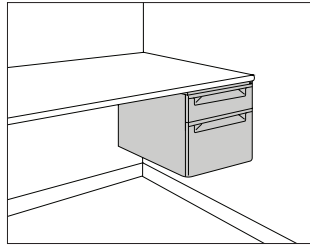
KA	keyed alike	-\$10
KC	keyed differently, chrome	+\$0
KD	keyed differently, black	+\$0

Step 6. Drawer Interior

NN	none	+\$0
5M	pencil tray in box drawer, 2 file converters in file drawer	+\$20

V-Pull Suspended Pedestal

LV130.



Specification Information

Step 1.

LV130.20BF \$418

Step 2. Slides

SR 3/4-extension roller slides on box drawer, full-extension ball bearing on file drawer +\$0

Step 3. Paint/Steel Type

SS smooth paint on smooth steel +\$0

XS textured paint on smooth steel +\$0

Step 4. Surface Finish

For smooth paint on smooth steel (SS)

8Q folkstone grey +\$0

98 studio white +\$0

BU black umber +\$0

CN metallic champagne +\$0

EH metallic bronze +\$0

HF inner tone light +\$0

LT light tone +\$0

LU soft white +\$0

MS metallic silver +\$0

MT medium tone +\$0

WL sandstone +\$0

Step 5. Lock

KA keyed alike -\$10

KC keyed differently, chrome +\$0

KD keyed differently, black +\$0

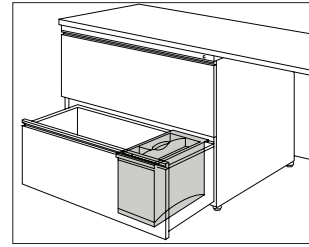
Step 6. Drawer Interior

NN none +\$0

5M pencil tray in box drawer, 2 file converters in file drawer +\$20

File Drawer Organizer

LG901



Specification Information

Step 1.

LG901 \$85

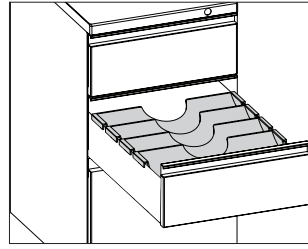
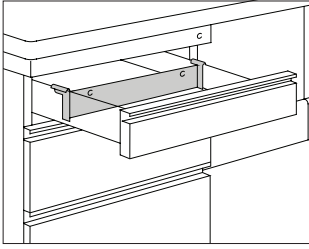
Tu® Metal Storage

Drawer Divider, Tu® Pedestal

LG903.

Stationery Divider, Tu® Pedestal

LG905



Tu® Metal Storage

Specification Information

Step 1.

LG903.

Step 2. Usage

3 for pencil drawer

6 for box drawer

Prices for Steps 1-2.

LG903. 3	\$16
6	\$17

Specification Information

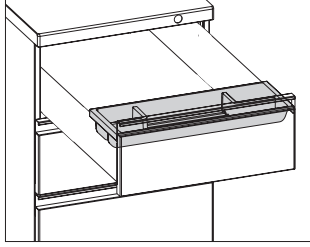
Step 1.

LG905

\$57

Utility Tray, Tu® Pedestal

LG906



Specification Information

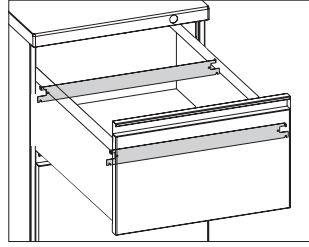
Step 1.

LG906

\$20

File Converter, Tu®

LG907



Specification Information

Step 1.

LG907

\$28

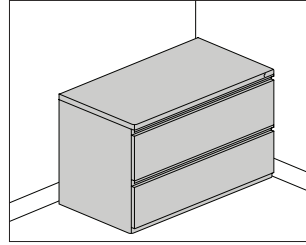
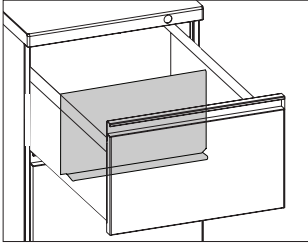
Tu® Metal Storage

File Compressor, Tu®

LG908

W-Pull Freestanding Lateral File

LW200.



Tu® Metal Storage

Specification Information

Step 1.

LG908

\$47

Specification Information

Step 1.

LW200.

Step 2. Width

- 30** 30" wide
- 36** 36" wide
- 42** 42" wide

Step 3. Configuration

- 1** 2 drawers, raised height
- 2** 2 drawers
- 3** 3 drawers
- 4** 4 drawers
- 5** 1 flipper door with pullout shelf and 4 drawers

Prices for Steps 1-3.

	1	2	3	4	5
LW200.30	\$950	950	1243	1534	2160
36	\$1050	1050	1373	1687	2325
42	\$1152	1152	1499	1840	2550

Step 4. Paint/Steel Type

- SS** smooth paint on smooth steel +\$0
- XS** textured paint on smooth steel +\$0

Step 5. Surface Finish

For smooth paint on smooth steel (SS)

- 8Q** folkstone grey +\$0
- 98** studio white +\$0
- BU** black umber +\$0
- CN** metallic champagne +\$0
- EH** metallic bronze +\$0
- HF** inner tone light +\$0
- LT** light tone +\$0
- LU** soft white +\$0
- MS** metallic silver +\$0
- MT** medium tone +\$0
- WL** sandstone +\$0

W-Pull Freestanding Lateral File

continued

Sand Texture Paint		
<i>For textured paint on smooth steel (XS)</i>		
91	white	+\$0
98	studio white	+\$0
BK	black	+\$0
CL	cool grey neutral	+\$0
G1	graphite	+\$0
WN	warm grey neutral	+\$0

Step 6. Lock		
KA	keyed alike	-\$10
KC	keyed differently, chrome	+\$0
KD	keyed differently, black	+\$0

Step 7. Counterweight				
		30	36	42
NO	no counterweight (must gang or anchor)	+\$0	0	0
CB	counterweight (recommended)	+\$50	95	95

Step 8. Drawer Interior

<i>For 2 drawers, raised height (1) or 2 drawers (2)</i>		
2R	side-to-side filing rail	+\$0
1R	front-to-back filing rail	+\$35

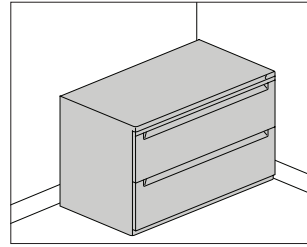
<i>For 3 drawers (3)</i>		
2R	side-to-side filing rail	+\$0
1R	front-to-back filing rail	+\$50

<i>For 4 drawers (4)</i>		
2R	side-to-side filing rail	+\$0
1R	front-to-back filing rail	+\$65

<i>For 1 flipper door with pullout shelf and 4 drawers (5)</i>		
4R	side-to-side filing rail and dividers in flipper	+\$0
3R	front-to-back filing rail and dividers in flipper	+\$80

V-Pull Freestanding Lateral File

LV200.



Specification Information

Step 1.						
LV200.						
Step 2. Width						
30	30" wide					
36	36" wide					
42	42" wide					
Step 3. Configuration						
1	2 drawers, raised height					
2	2 drawers					
3	3 drawers					
4	4 drawers					
5	1 flipper door with pullout shelf and 4 drawers					
Prices for Steps 1-3.						
		1	2	3	4	5
LV200. 30		\$956	956	1255	1585	2151
36		\$1063	1063	1385	1746	2317
42		\$1164	1164	1516	1903	2540
Step 4. Paint/Steel Type						
SS	smooth paint on smooth steel					+\$0
XS	textured paint on smooth steel					+\$0
Step 5. Surface Finish						
<i>For smooth paint on smooth steel (SS)</i>						
8Q	folkstone grey					+\$0
98	studio white					+\$0
BU	black umber					+\$0
CN	metallic champagne					+\$0
EH	metallic bronze					+\$0
HF	inner tone light					+\$0
LT	light tone					+\$0
LU	soft white					+\$0
MS	metallic silver					+\$0
MT	medium tone					+\$0
WL	sandstone					+\$0
Step 6. Lock						
KA	keyed alike					-\$10
KC	keyed differently, chrome					+\$0
KD	keyed differently, black					+\$0

Tu® Metal Storage

V-Pull Freestanding Lateral File

continued

Tu® Metal Storage

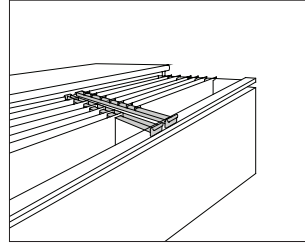
Step 7. Counterweight		30	36	42
NO	no counterweight (must gang or anchor)	+\$0	0	0
CB	counterweight (recommended)	+\$50	95	95

Step 8. Drawer Interior

<i>For 2 drawers, raised height (1) or 2 drawers (2)</i>			
2R	side-to-side filing rail		+\$0
1R	front-to-back filing rail		+\$35
<i>For 3 drawers (3)</i>			
2R	side-to-side filing rail		+\$0
1R	front-to-back filing rail		+\$50
<i>For 4 drawers (4)</i>			
2R	side-to-side filing rail		+\$0
1R	front-to-back filing rail		+\$65
<i>For 1 flipper door with pullout shelf and 4 drawers (5)</i>			
4R	side-to-side filing rail and dividers in flipper		+\$0
3R	front-to-back filing rail and dividers in flipper		+\$80

Front-to-Back Filing Rail, Tu® Lateral File

LG904.



Specification Information

Step 1.

LG904.

Step 2. Width

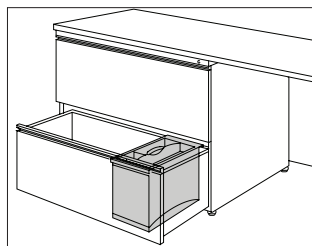
30	for 30"-wide drawers
36	for 36"-wide drawers
42	for 42"-wide drawers

Prices for Steps 1-2.

LG904. 30	\$41
36	\$41
42	\$41

File Drawer Organizer

LG901



Specification Information

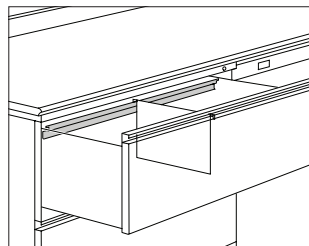
Step 1.

LG901

\$85

Side-to-Side Filing Rail, Tu®
Lateral File

LG902.



Specification Information

Step 1.

LG902.

Step 2. Width

30 for 30"-wide drawers

36 for 36"-wide drawers

42 for 42"-wide drawers

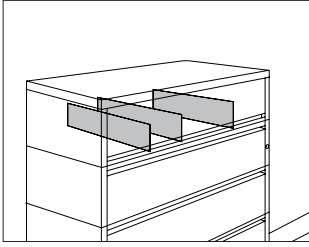
Prices for Steps 1-2.

LG902. 30	\$27
36	\$27
42	\$27

Tu® Metal Storage

Movable Divider, Meridian®,
Quadrant® or Tu®

9M100
9M300



Tu® Metal Storage

Specification Information

Step 1.

9M

Step 2. Quantity

100 1 divider
300 3 dividers

Step 3. Depth

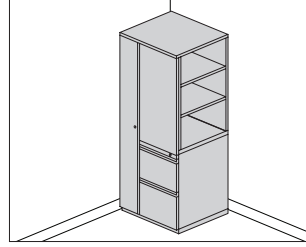
18 for Meridian® 18"-deep Stackable™ lateral file modules or
Quadrant® 20" deep flipper door with pullout shelf
20 for Meridian® 20" deep Stackable™ lateral file modules

Prices for Steps 1-3.

9M100	18	\$16
	20	\$16
9M300	18	\$37
	20	\$37

W-Pull Storage Tower

LW300.
LW310.



Specification Information

Step 1.

LW3

Step 2. Storage Configuration

00. storage case
10. side-facing bookcase

Step 3. Height

46 46" high
68 68" high

Step 4. Wardrobe Location

L wardrobe left
R wardrobe right

Step 5. Drawer Configuration

R file/file
S box/box/file

Prices for Steps 1-5.

	R	S
LW300.46 L	\$2178	2214
R	\$2178	2214
68 L	\$2336	2373
R	\$2336	2373
	R	S
LW310.46 L	\$2236	2271
R	\$2236	2271
68 L	\$2392	2429
R	\$2392	2429

Step 6. Slides

For file/file (R)

SB full-extension ball-bearing +\$0

For box/box/file (S)

SR 3/4-extension roller slides on box drawer, full-extension ball bearing on file drawer +\$0

SB full-extension ball-bearing +\$50

Step 7. Paint/Steel Type

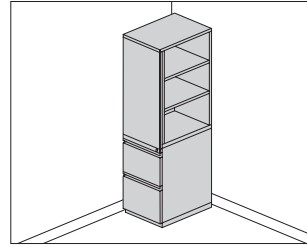
SS smooth paint on smooth steel +\$0

XS textured paint on smooth steel +\$0

W-Pull Storage Tower *continued*

W-Pull Storage Tower, No
Wardrobe

LW320.
LW330.



Step 8. Surface Finish

For smooth paint on smooth steel (SS)

8Q	folkstone grey	+\$0
98	studio white	+\$0
BU	black umber	+\$0
CN	metallic champagne	+\$0
EH	metallic bronze	+\$0
LU	soft white	+\$0
MS	metallic silver	+\$0
MT	medium tone	+\$0
WL	sandstone	+\$0

Sand Texture Paint

For textured paint on smooth steel (XS)

91	white	+\$0
98	studio white	+\$0
BK	black	+\$0
CL	cool grey neutral	+\$0
G1	graphite	+\$0
WN	warm grey neutral	+\$0

Step 9. Lock

KA	keyed alike	-\$10
KC	keyed differently, chrome	+\$0
KD	keyed differently, black	+\$0

Step 10. Wardrobe Interior

CH	coat hook	+\$0
CR	coat rod	+\$15

Step 11. Drawer Interior

For file/file (R)

NN	none	+\$0
1M	2 file converters in each file drawer	+\$25

For box/box/file (S)

NN	none	+\$0
3M	drawer divider in one box drawer, pencil tray in one box drawer, 2 file converters in file drawer	+\$25

Specification Information

Step 1.

LW3

Step 2. Storage Configuration

20.	storage case
30.	side-facing bookcase

Step 3. Height

46	46" high
68	68" high

Step 4. Door or Bookcase Direction

L	left-hinged door or left-facing bookcase
R	right-hinged door or right-facing bookcase

Step 5. Drawer Configuration

R	file/file
S	box/box/file

Prices for Steps 1-5.

	R	S
LW320. 46 L	\$1596	1624
R	\$1596	1624
68 L	\$1713	1742
R	\$1713	1742

	R	S
LW330. 46 L	\$1596	1623
R	\$1596	1623
68 L	\$1713	1743
R	\$1713	1743

Step 6. Slides

For file/file (R)

SB	full-extension ball-bearing	+\$0
-----------	-----------------------------	------

For box/box/file (S)

SR	$\frac{3}{4}$ -extension roller slides on box drawer, full-extension ball bearing on file drawer	+\$0
SB	full-extension ball-bearing	+\$50

Step 7. Paint/Steel Type

SS	smooth paint on smooth steel	+\$0
XS	textured paint on smooth steel	+\$0

Tu® Metal Storage

W-Pull Storage Tower, No
Wardrobe *continued*

File Drawer Organizer

LG901

Tu® Metal Storage

Step 8. Surface Finish

For smooth paint on smooth steel (SS)

8Q	folkstone grey	+\$0
98	studio white	+\$0
BU	black umber	+\$0
CN	metallic champagne	+\$0
EH	metallic bronze	+\$0
LU	soft white	+\$0
MS	metallic silver	+\$0
MT	medium tone	+\$0
WL	sandstone	+\$0

Sand Texture Paint

For textured paint on smooth steel (XS)

91	white	+\$0
98	studio white	+\$0
BK	black	+\$0
CL	cool grey neutral	+\$0
G1	graphite	+\$0
WN	warm grey neutral	+\$0

Step 9. Lock

KA	keyed alike	-\$10
KC	keyed differently, chrome	+\$0
KD	keyed differently, black	+\$0

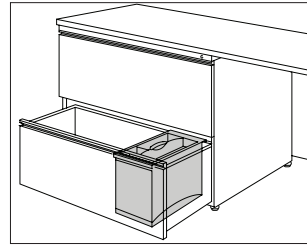
Step 10. Drawer Interior

For file/file (R)

NN	none	+\$0
1M	2 file converters in each file drawer	+\$25

For box/box/file (S)

NN	none	+\$0
3M	drawer divider in one box drawer, pencil tray in one box drawer, 2 file converters in file drawer	+\$25



Specification Information

Step 1.

LG901

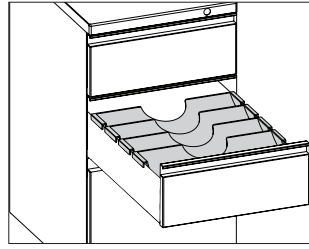
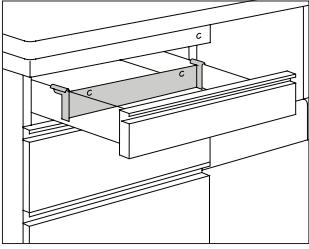
\$85

Drawer Divider, Tu® Pedestal

LG903.

Stationery Divider, Tu® Pedestal

LG905



Specification Information

Step 1.

LG903.

Step 2. Usage

3 for pencil drawer

6 for box drawer

Prices for Steps 1-2.

LG903. 3	\$16
6	\$17

Specification Information

Step 1.

LG905

\$57

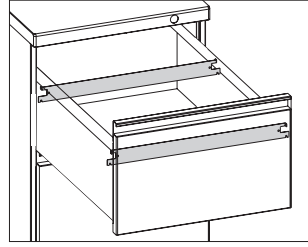
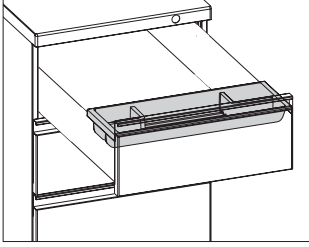
Tu® Metal Storage

Utility Tray, Tu® Pedestal

LG906

File Converter, Tu®

LG907



Tu® Metal Storage

Specification Information

Step 1.

LG906

\$20

Specification Information

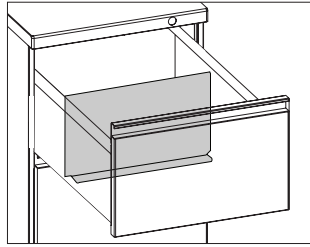
Step 1.

LG907

\$28

File Compressor, Tu®

LG908



Specification Information

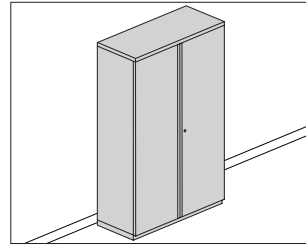
Step 1.

LG908

\$47

W-Pull Storage Case

LW400.



Specification Information

Step 1.

LW400.

Step 2. Width

36 36" wide

Step 3. Height

26 26" high

38 38" high

51 51" high

64 64" high

Prices for Steps 1-3.

	26	38	51	64
LW400. 36	\$1139	1356	1664	1848

Step 4. Paint/Steel Type

SS smooth paint on smooth steel +\$0

XS textured paint on smooth steel +\$0

Step 5. Surface Finish

For smooth paint on smooth steel (SS)

8Q folkstone grey +\$0

98 studio white +\$0

BU black umber +\$0

CN metallic champagne +\$0

EH metallic bronze +\$0

LU soft white +\$0

MS metallic silver +\$0

MT medium tone +\$0

WL sandstone +\$0

Sand Texture Paint

For textured paint on smooth steel (XS)

91 white +\$0

98 studio white +\$0

BK black +\$0

CL cool grey neutral +\$0

G1 graphite +\$0

WN warm grey neutral +\$0

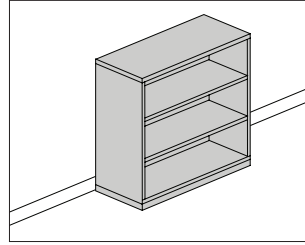
Step 6. Interior

For 64" high (64)

CR coat rod -\$148

NS4 4 shelves total +\$0

Step 7. Lock		
KA	keyed alike	-\$10
KC	keyed differently, chrome	+\$0
KD	keyed differently, black	+\$0



Specification Information

Step 1.	
LG500.	

Step 2. Width	
36	36" wide

Step 3. Height	
26	26" high
38	38" high
51	51" high
64	64" high

Prices for Steps 1-3.				
	26	38	51	64
LG500. 36	\$1052	1111	1170	1230

Step 4. Paint/Steel Type		
SS	smooth paint on smooth steel	+\$0
XS	textured paint on smooth steel	+\$0

Step 5. Surface Finish

<i>For smooth paint on smooth steel (SS)</i>		
8Q	folkstone grey	+\$0
98	studio white	+\$0
BU	black umber	+\$0
CN	metallic champagne	+\$0
EH	metallic bronze	+\$0
LU	soft white	+\$0
MS	metallic silver	+\$0
MT	medium tone	+\$0
WL	sandstone	+\$0

Sand Texture Paint		
<i>For textured paint on smooth steel (XS)</i>		
91	white	+\$0
98	studio white	+\$0
BK	black	+\$0
CL	cool grey neutral	+\$0
G1	graphite	+\$0
WN	warm grey neutral	+\$0

Lateral Files

Pedestals

Vertical Storage Towers

Storage Cases

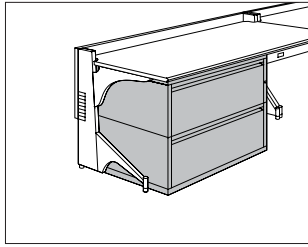
Bookcases





Standard-Pull Freestanding
Lateral File

26-30
26-36
26-42



Specification Information

Step 1.

26-

Step 2. Width

30 30" wide
36 36" wide
42 42" wide

Step 3. Depth

18- 18" deep
20- 20" deep

Step 4. Configuration

2N 2 11³/₄"-high drawers
3N 3 11³/₄"-high drawers
4N 4 11³/₄"-high drawers
5D 1 13¹/₈"-high flipper door and 4 11³/₄"-high drawers
2E 2 13¹/₈"-high drawers
3E 3 13¹/₈"-high drawers
4E 4 13¹/₈"-high drawers
5F 1 13¹/₈"-high flipper door and 4 13¹/₈"-high drawers

Prices for Steps 1-4.

		2N	3N	4N	5D	2E	3E	4E	5F
26-30	18-	\$872	1211	1553	1943	872	1211		
	20-	\$872	1211	1553	1943	872	1211		
26-36	18-	\$966	1338	1712	2132	966	1338		
	20-	\$966	1338	1712	2132	966	1338		
26-42	18-	\$1095	1514	1934	2402	1095	1514		
	20-	\$1095	1514	1934	2402	1095	1514		
26-30	18-					\$1553	1943		
	20-					\$1553	1943		
26-36	18-					\$1712	2132		
	20-					\$1712	2132		
26-42	18-					\$1934	2402		
	20-					\$1934	2402		

Step 5. Paint/Steel Type

SS smooth paint on smooth steel +\$0
TS smooth paint on textured steel +\$35
XS textured paint on smooth steel +\$0

Step 6. Surface Finish

Nonmetallic Paint

For smooth paint on smooth steel (SS) or smooth paint on textured steel (TS)

BU black umber +\$0
G2 graphite satin +\$0
HF inner tone light +\$0
HT inner tone +\$0
LT light tone +\$0
LU soft white +\$0
MT medium tone +\$0
SG slate grey +\$0

Metallic Paint

For smooth paint on smooth steel (SS) or smooth paint on textured steel (TS)

EH metallic bronze +\$0

Step 7. Top

T1 1"-high painted metal top with squared edge +\$0
T2 1¹/₄"-high painted metal top with squared edge +\$0

Step 8. Cushion Top Fabric

See application chart and textiles list for fabric usage and numbers. First 2 digits of number indicate fabric line; remaining digit(s) indicate fabric color.

Price Category 1 +\$0
Price Category 2 +\$68
Price Category 4 +\$101

Step 9. Lock

KA keyed alike -\$10
KC keyed differently, chrome +\$0
KD keyed differently, black +\$0

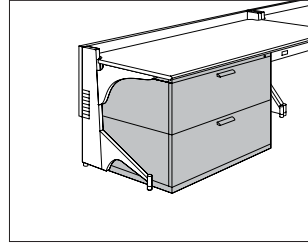
Step 10. Base Height

B1 1"-high base +\$0
B2 1¹/₂"-high base +\$0
B3 2¹/₄"-high base +\$0
B4 3¹/₄"-high base +\$0

Standard-Pull Freestanding
Lateral File *continued*

Sloped-Pull Freestanding Lateral
File

29P-3
29P-4



Meridian® Lateral Files

Step 11. Counterweight

NO	no counterweight (must gang or anchor)	+\$0
CB	counterweight (recommended)	+\$124

Step 12. Drawer Interior

9M	3 dividers	+\$0
9P	front-to-back filing rail	+\$0
9R	side-to-side filing rail	+\$0

Specification Information

Step 1.

29

Step 2. Front Material

P- painted metal front

Step 3. Width

30	30" wide
36	36" wide
42	42" wide

Step 4. Depth

18-	18" deep
20-	20" deep

Step 5. Configuration

2N	2 drawers
3N	3 drawers
4N	4 drawers

Prices for Steps 1-5.

		2N	3N	4N
29P-30	18-	\$958	1333	1709
	20-	\$958	1333	1709
29P-36	18-	\$1063	1473	1883
	20-	\$1063	1473	1883
29P-42	18-	\$1205	1666	2128
	20-	\$1205	1666	2128

Step 6. Paint/Steel Type

TS	smooth paint on textured steel	+\$35
-----------	--------------------------------	-------

Step 7. Surface Finish

Nonmetallic Paint

For smooth paint on textured steel (TS)

BU	black umber	+\$0
G2	graphite satin	+\$0
HF	inner tone light	+\$0
HT	inner tone	+\$0
LT	light tone	+\$0
LU	soft white	+\$0
MT	medium tone	+\$0
SG	slate grey	+\$0

Sloped-Pull Freestanding Lateral
File *continued*

Step 8. Top		
T1	1"-high painted metal top with squared edge	+\$0
T2	1¼"-high painted metal top with squared edge	+\$0

Step 9. Cushion Top Fabric		
<i>See textiles list for fabric numbers. First 2 digits of number indicate fabric line; remaining digit(s) indicate fabric color.</i>		
Price Category 1		+\$0
Price Category 2		+\$68
Price Category 4		+\$101

Step 10. Lock		
<i>For 1"-high painted metal top with squared edge (T1) or 1¼"-high painted metal top with squared edge (T2)</i>		
KA	keyed alike	-\$10
KC	keyed differently, chrome	+\$0
KD	keyed differently, black	+\$0

Step 11. Pull Finish		
G2	graphite satin	+\$0

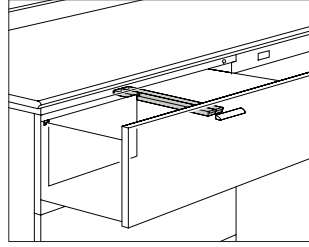
Step 12. Base Height		
B1	1"-high base	+\$0
B2	1½"-high base	+\$0
B3	2¼"-high base	+\$0
B4	3¼"-high base	+\$0

Step 13. Counterweight		
NO	no counterweight (must gang or anchor)	+\$0
CB	counterweight (recommended)	+\$124

Step 14. Drawer Interior		
9P	front-to-back filing rail	+\$0
9R	side-to-side filing rail	+\$0
9M	3 dividers	+\$0

Front-to-Back Filing Rail,
Meridian® Stackable™ Lateral File

9P001
9P002
9P361
9P362



Specification Information	
Step 1.	
9P	

Step 2. Width	
00	for 30"- or 42"-wide drawers
36	for 36"-wide drawers

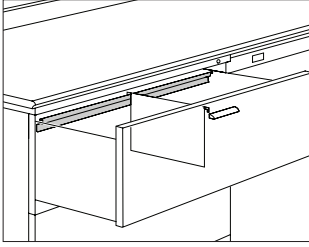
Step 3. Depth	
18	18" deep
20	20" deep

Prices for Steps 1-3.	
9P0018	\$30
9P0020	\$30
9P3618	\$30
9P3620	\$30

Meridian® Lateral Files

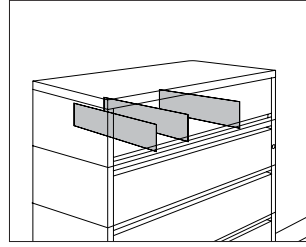
Side-to-Side Filing Rail, Meridian® Stackable™ Lateral File

9R124
9R130
9R136
9R142
9R224
9R230
9R236
9R242



Movable Divider, Meridian®, Quadrant® or Tu®

9M100
9M300



Specification Information

Step 1.

9R

Step 2. Quantity

1 1 filing rail
2 2 filing rails

Step 3. Width

2400 for 24"-wide drawers
3000 for 30"-wide drawers
3600 for 36"-wide drawers
4200 for 42"-wide drawers

Prices for Steps 1-3.

9R12400	\$23
9R13000	\$23
9R13600	\$23
9R14200	\$23
9R22400	\$45
9R23000	\$45
9R23600	\$45
9R24200	\$45

Specification Information

Step 1.

9M

Step 2. Quantity

100 1 divider
300 3 dividers

Step 3. Depth

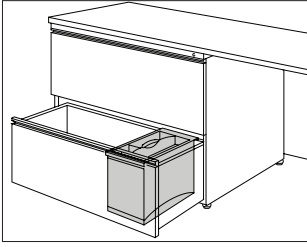
18 for Meridian® 18"-deep Stackable™ lateral file modules or Quadrant® 20" deep flipper door with pullout shelf
20 for Meridian® 20" deep Stackable™ lateral file modules

Prices for Steps 1-3.

9M100 18	\$16
20	\$16
9M300 18	\$37
20	\$37

File Drawer Organizer

LG901



Specification Information

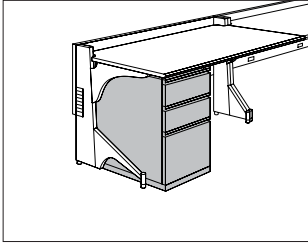
Step 1.

LG901

\$85

Standard-Pull Freestanding Pedestal

F16-1



Meridian® Pedestals

Specification Information

Step 1.

F16-

Step 2. Width

15 15" wide

Step 3. Depth

18- 18" deep
22- 22" deep
28- 28" deep

Step 4. Configuration

FF file/file
BBF box/box/file

Prices for Steps 1-4.

		FF	BBF
F16-15	18-	\$663	692
	22-	\$688	716
	28-	\$705	745

Step 5. Paint/Steel Type

TS smooth paint on textured steel +\$20

Step 6. Surface Finish

Nonmetallic Paint

For smooth paint on textured steel (TS)

98	studio white	+\$0
BU	black umber	+\$0
G2	graphite satin	+\$0
HF	inner tone light	+\$0
HT	inner tone	+\$0
LT	light tone	+\$0
LU	soft white	+\$0
MT	medium tone	+\$0
SG	slate grey	+\$0

Step 7. Top

Ethospace® Pedestal Top (TE3) available only on 15"-wide, 22"- or 28"-deep pedestals.

T1	1"-high painted metal top with squared edge	+\$0
T2	1¼"-high painted metal top with squared edge	+\$0

Step 8. Lock

For 18" deep (18-) AND 22" deep (22-)

KA	keyed alike	-\$10
KC	keyed differently, chrome	+\$0
KD	keyed differently, black	+\$0

Step 9. Base Height

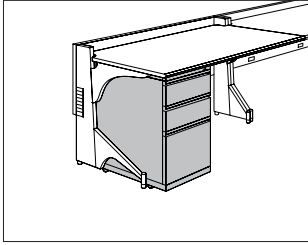
B1	1"-high base	+\$0
B2	1½"-high base	+\$0
B3	2¼"-high base	+\$0
B4	3¼"-high base	+\$0

Step 10. Counterweight

NO	no counterweight	+\$0
CB	counterweight	+\$88

Step 11. Compressor

C	standard compressor	+\$0
----------	---------------------	------



Specification Information

Step 1.
M16-

Step 2. Width
15 15" wide

Step 3. Depth
18- 18" deep
22- 22" deep
28- 28" deep

Step 4. Configuration
BF box/file
FF file/file
BBF box/box/file

Prices for Steps 1-4.

	BF	FF	BBF
M16-15 18-	\$705	809	838
22-	\$723	831	862
28-	\$749	868	889

Step 5. Paint/Steel Type
TS smooth paint on textured steel +\$20

Step 6. Surface Finish

Nonmetallic Paint
For smooth paint on textured steel (TS)

98 studio white	+\$0
BU black umber	+\$0
G2 graphite satin	+\$0
HF inner tone light	+\$0
HT inner tone	+\$0
LT light tone	+\$0
LU soft white	+\$0
MT medium tone	+\$0
SG slate grey	+\$0

Step 7. Top
T1 1"-high painted metal top with squared edge +\$0
T2 1¼"-high painted metal top with squared edge +\$0

Step 8. Lock
KA keyed alike -\$10
KC keyed differently, chrome +\$0
KD keyed differently, black +\$0

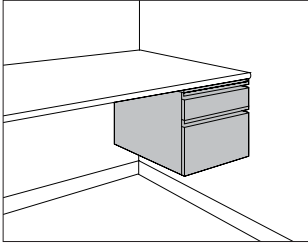
Step 9. Handle
HN no hand grip or transit handle +\$0

Step 10. Compressor
C standard compressor +\$0

Meridian® Pedestals

Standard-Pull Suspended
Pedestal

S16-1



Specification Information

Step 1.

S16-

Step 2. Width

15 15" wide

Step 3. Depth

22- 22" deep**28-** 28" deep

Step 4. Configuration

BF box/file

Prices for Steps 1-4.

BF**S16-15 22-** \$515**28-** \$530

Step 5. Paint/Steel Type

TS smooth paint on textured steel +\$20

Step 6. Surface Finish

Nonmetallic Paint

*For smooth paint on textured steel (TS)***98** studio white +\$0**BU** black umber +\$0**G2** graphite satin +\$0**HF** inner tone light +\$0**HT** inner tone +\$0**LT** light tone +\$0**LU** soft white +\$0**MT** medium tone +\$0**SG** slate grey +\$0

Step 7. Lock

KA keyed alike -\$10**KC** keyed differently, chrome +\$0**KD** keyed differently, black +\$0

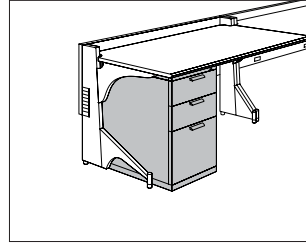
Step 8. Base Height

NB no base +\$0

Step 9. Compressor

*For 22" deep (22-) or 28" deep (28-) with box/file (BF)***C** standard compressor +\$0Sloped-Pull Freestanding
Pedestal

F19P-



Specification Information

Step 1.

F19

Step 2. Front Material

P-15 painted metal front

Step 3. Depth

18- 18" deep**22-** 22" deep

Step 4. Configuration

FF file/file**BBF** box/box/file

Prices for Steps 1-4.

FF **BBF****F19P-15 18-** \$729 762**22-** \$757 788

Step 5. Paint/Steel Type

TS smooth paint on textured steel +\$20

Step 6. Surface Finish

Nonmetallic Paint

*For smooth paint on textured steel (TS)***BU** black umber +\$0**G2** graphite satin +\$0**HF** inner tone light +\$0**HT** inner tone +\$0**LT** light tone +\$0**LU** soft white +\$0**MT** medium tone +\$0**SG** slate grey +\$0

Step 7. Top

*Ethospace® Pedestal Top (TE3) available only on 15"-wide, 22"- or 28"-deep pedestals.***T1** 1"-high painted metal top with squared edge +\$0**T2** 1 1/4"-high painted metal top with squared edge +\$0

Sloped-Pull Freestanding Pedestal *continued*

Step 8. Lock

For 1"-high painted metal top with squared edge (T1) or 1 1/4"-high painted metal top with squared edge (T2)

KA	keyed alike	-\$10
KC	keyed differently, chrome	+\$0
KD	keyed differently, black	+\$0

Step 9. Pull Finish

G2	graphite satin	+\$0
-----------	----------------	------

Step 10. Base Height

B1	1"-high base	+\$0
B2	1 1/2"-high base	+\$0
B3	2 1/4"-high base	+\$0
B4	3 1/4"-high base	+\$0

Step 11. Counterweight

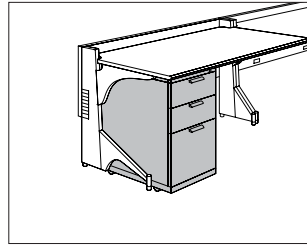
NO	no counterweight	+\$0
CB	counterweight	+\$88

Step 12. Compressor

C	standard compressor	+\$0
----------	---------------------	------

Sloped-Pull Mobile Pedestal

M19P-



Specification Information

Step 1.

M19

Step 2. Front Material

P-15 painted metal front

Step 3. Depth

18-	18" deep
22-	22" deep

Step 4. Configuration

FF	file/file
BF	box/file
BBF	box/box/file

Prices for Steps 1-4.

	FF	BF	BBF
M19P-15 18-	\$890	776	922
22-	\$915	796	950

Step 5. Paint/Steel Type

TS	smooth paint on textured steel	+\$20
-----------	--------------------------------	-------

Step 6. Surface Finish

Nonmetallic Paint

For smooth paint on textured steel (TS)

BU	black umber	+\$0
G2	graphite satin	+\$0
HF	inner tone light	+\$0
HT	inner tone	+\$0
LT	light tone	+\$0
LU	soft white	+\$0
MT	medium tone	+\$0
SG	slate grey	+\$0

Step 7. Top

T1	1"-high painted metal top with squared edge	+\$0
T2	1 1/4"-high painted metal top with squared edge	+\$0

Step 8. Lock

KA	keyed alike	-\$10
KC	keyed differently, chrome	+\$0
KD	keyed differently, black	+\$0

Sloped-Pull Mobile Pedestal

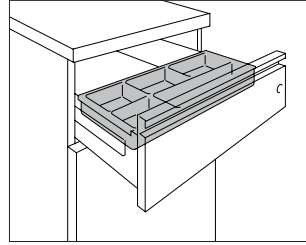
continued

Meridian® Pedestals

Step 9. Handle		
HN	no hand grip or transit handle	+\$0
Step 10. Pull Finish		
G2	graphite satin	+\$0
Step 11. Compressor		
C	standard compressor	+\$0

Pencil Tray for Box Drawer, Meridian® Pedestal

73-15

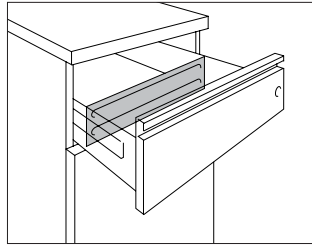


Specification Information

Step 1.	
73-	
Step 2. Width	
1516-PT	for 15"-wide drawer (for Meridian® pedestals and 5000 Series furniture)
Prices for Steps 1-2.	
73-1516-PT	\$21

Drawer Divider for Box Drawer,
Meridian® Pedestal

73-15



Specification Information

Step 1.

73-

Step 2. Width

1567-D for 15"-wide drawer (for Meridian® pedestals and 5000 Series furniture)

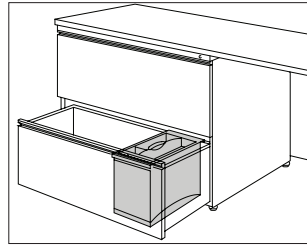
Prices for Steps 1-2.

73-1567-D

\$15

File Drawer Organizer

LG901



Specification Information

Step 1.

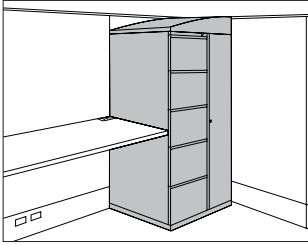
LG901

\$85

Meridian® Pedestals

Vertical Tower with Wardrobe,
Standard Pull

MTN16.
MTN26.
MTN76.
MTN86.



Meridian® Vertical Storage Towers

Specification Information

Step 1.

MTN

Step 2. Height/Wardrobe Location

- 16.24** 24⁵/₈" high, wardrobe left
- 26.24** 24⁵/₈" high, wardrobe right
- 76.24** 59⁷/₈" high, wardrobe left
- 86.24** 59⁷/₈" high, wardrobe right

Step 3. Drawer Configuration/Lock Option

For 24⁵/₈" high, wardrobe left (16.24) or 24⁵/₈" high, wardrobe right (26.24)

- R** file/file, 1 lock
- S** box/box/file, 1 lock

For 59⁷/₈" high, wardrobe left (76.24) or 59⁷/₈" high, wardrobe right (86.24)

- Y** file/file/file/file/file, 1 lock
- Z** file/file/box/box/file/file, 1 lock

Step 4. Paint/Steel Type

T smooth paint on textured steel

Prices for Steps 1-4.

	T
MTN16.24 R	\$1416
S	\$1470
MTN26.24 R	\$1416
S	\$1470
MTN76.24 Y	\$2899
Z	\$2953
MTN86.24 Y	\$2899
Z	\$2953

Step 5. Surface Finish

For smooth paint on textured steel (T)

Nonmetallic Paint

- BU** black umber +\$0
- G2** graphite satin +\$0
- HF** inner tone light +\$0
- HT** inner tone +\$0
- LT** light tone +\$0
- LU** soft white +\$0
- MT** medium tone +\$0
- SG** slate grey +\$0

Step 6. Top

- T1** 1"-high squared-edge top +\$0
- T2** 1¹/₄"-high squared-edge top +\$0
- D1** 6¹/₂"-high full dome, side-to-side +\$210
- H1** 6¹/₂"-high half dome, sloping left +\$210
- H2** 6¹/₂"-high half dome, sloping right +\$210

Step 7. Base Height

- B1** 1"-high base +\$0
- B2** 1¹/₂"-high base +\$0
- B3** 2¹/₄"-high base +\$0
- B4** 3¹/₄"-high base +\$0
- B5** 4¹/₄"-high base +\$30

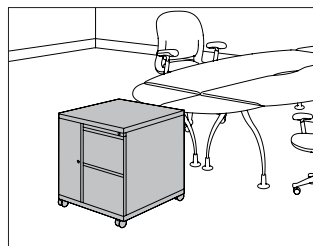
Step 8. Lock

For file/file, 1 lock (R), file/file/file/file/file, 1 lock (Y), box/box/file, 1 lock (S), or file/file/box/box/file/file, 1 lock (Z)

- KC** keyed differently, chrome +\$0
- KD** keyed differently, black +\$0

Mobile Vertical Tower with
Wardrobe, Standard Pull

MTC16.
MTC26.



Specification Information

Step 1.

MTC

Step 2. Height/Wardrobe Location

16.24 24⁵/₈" high, wardrobe left

26.24 24⁵/₈" high, wardrobe right

Step 3. Drawer Configuration/Lock Option

R file/file, 1 lock

S box/box/file, 1 lock

Step 4. Paint/Steel Type

T smooth paint on textured steel

Prices for Steps 1-4.

	T
MTC16.24 R	\$1621
S	\$1675
MTC26.24 R	\$1621
S	\$1675

Step 5. Surface Finish

For smooth paint on textured steel (T)

Nonmetallic Paint

BU black umber	+\$0
G2 graphite satin	+\$0
HF inner tone light	+\$0
HT inner tone	+\$0
LT light tone	+\$0
LU soft white	+\$0
MT medium tone	+\$0
SG slate grey	+\$0

Step 6. Top

T1 1"-high squared-edge top	+\$0
T2 1 ¹ / ₄ "-high squared-edge top	+\$0

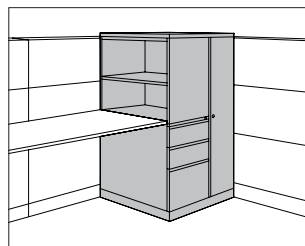
Step 7. Lock

For file/file, 1 lock (R) or box/box/file, 1 lock (S)

KC keyed differently, chrome	+\$0
KD keyed differently, black	+\$0

Vertical Tower with Wardrobe and
Side-Facing Bookcase, Standard
Pull

MTB36.
MTB46.
MTB56.
MTB66.



Specification Information

Step 1.

MTB

Step 2. Height/Wardrobe Location

36. 59⁷/₈" high, wardrobe left

46. 59⁷/₈" high, wardrobe right

56. 64" high, wardrobe left

66. 64" high, wardrobe right

Step 3. Width

24 24" wide

Step 4. Drawer Configuration

RF file/file

SF box/box/file

Step 5. Paint/Steel Type

T smooth paint on textured steel

Prices for Steps 1-5.

	T
MTB36.24 RF	\$2288
SF	\$2344
MTB46.24 RF	\$2288
SF	\$2344
MTB56.24 RF	\$2350
SF	\$2404
MTB66.24 RF	\$2350
SF	\$2404

Vertical Tower with Wardrobe and Side-Facing Bookcase, Standard Pull *continued*

Step 6. Surface Finish For smooth paint on textured steel (T)

Nonmetallic Paint

BU	black umber	+\$0
G2	graphite satin	+\$0
HF	inner tone light	+\$0
HT	inner tone	+\$0
LT	light tone	+\$0
LU	soft white	+\$0
MT	medium tone	+\$0
SG	slate grey	+\$0

Step 7. Top

T1	1"-high squared-edge top	+\$0
T2	1¼"-high squared-edge top	+\$0
D1	6½"-high full dome, side-to-side	+\$210
H1	6½"-high half dome, sloping left	+\$210
H2	6½"-high half dome, sloping right	+\$210

Step 8. Base Height

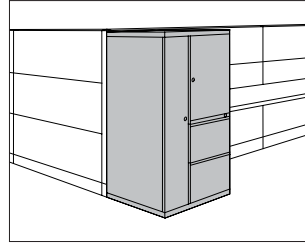
B1	1"-high base	+\$0
B2	1½"-high base	+\$0
B3	2¼"-high base	+\$0
B4	3¼"-high base	+\$0
B5	4¼"-high base	+\$30

Step 9. Lock

KC	keyed differently, chrome	+\$0
KD	keyed differently, black	+\$0

Vertical Tower with Wardrobe and Storage Case, Standard Pull

MTV36.
MTV46.
MTV56.
MTV66.



Specification Information

Step 1.

MTV

Step 2. Height/Wardrobe Location

36.	59 ⁷ / ₈ " high, wardrobe left
46.	59 ⁷ / ₈ " high, wardrobe right
56.	64" high, wardrobe left
66.	64" high, wardrobe right

Step 3. Width

24	24" wide
-----------	----------

Step 4. Drawer Configuration

For 59⁷/₈" high, wardrobe left (36.) or 59⁷/₈" high, wardrobe right (46.)

R	file/file
S	box/box/file

For 64" high, wardrobe left (56.) or 64" high, wardrobe right (66.)

T	file/file/file
V	box/box/file/file

Step 5. Storage Case Door

F	painted metal door
----------	--------------------

Step 6. Paint/Steel Type

T	smooth paint on textured steel
----------	--------------------------------

Prices for Steps 1-6.

	FT
MTV36.24 R	\$2523
S	\$2579
MTV46.24 R	\$2523
S	\$2579
MTV56.24 T	\$2758
V	\$2811
MTV66.24 T	\$2758
V	\$2811

Vertical Tower with Wardrobe and Storage Case, Standard Pull

continued

Step 7. Surface Finish

For smooth paint on textured steel (T)

Nonmetallic Paint

CL	cool grey neutral	+\$0
BU	black umber	+\$0
G2	graphite satin	+\$0
HF	inner tone light	+\$0
HT	inner tone	+\$0
LT	light tone	+\$0
LU	soft white	+\$0
MT	medium tone	+\$0
SG	slate grey	+\$0

Step 8. Top

T1	1"-high squared-edge top	+\$0
T2	1 ¹ / ₄ "-high squared-edge top	+\$0
D1	6 ¹ / ₂ "-high full dome, side-to-side	+\$210
H1	6 ¹ / ₂ "-high half dome, sloping left	+\$210
H2	6 ¹ / ₂ "-high half dome, sloping right	+\$210

Step 9. Base Height

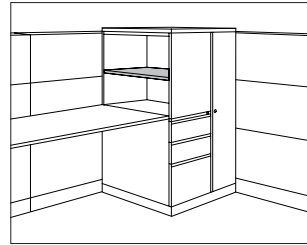
B1	1"-high base	+\$0
B2	1 ¹ / ₂ "-high base	+\$0
B3	2 ¹ / ₄ "-high base	+\$0
B4	3 ¹ / ₄ "-high base	+\$0
B5	4 ¹ / ₄ "-high base	+\$30

Step 10. Lock

KC	keyed differently, chrome	+\$0
KD	keyed differently, black	+\$0

Adjustable Shelf

MTAS.



Specification Information

Step 1.

MTAS.

Step 2. Usage

A	for MTB side-facing bookcase
B	for MTV storage case

Prices for Steps 1-2.

MTAS. A	\$72
B	\$72

Step 3. Paint/Steel Type

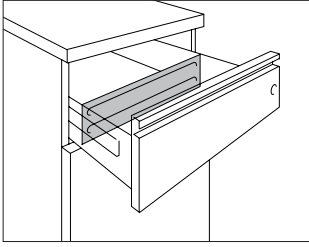
SS	smooth paint on smooth steel	+\$0
-----------	------------------------------	------

Step 4. Surface Finish

Nonmetallic Paint

BU	black umber	+\$0
G2	graphite satin	+\$0
HF	inner tone light	+\$0
HT	inner tone	+\$0
LT	light tone	+\$0
LU	soft white	+\$0
MT	medium tone	+\$0
SG	slate grey	+\$0

Drawer Divider for Box Drawer, Meridian® Pedestal 73-15



Specification Information

Step 1.
73-

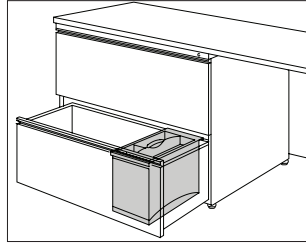
Step 2. Width

1567-D for 15"-wide drawer (for Meridian® pedestals and 5000 Series furniture)

Prices for Steps 1-2.

73-1567-D \$15

File Drawer Organizer LG901

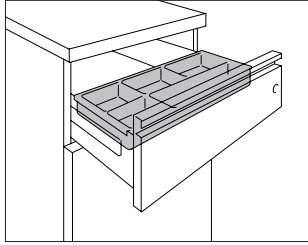


Specification Information

Step 1.
LG901 \$85

Pencil Tray for Box Drawer,
Meridian® Pedestal

73-15



Specification Information

Step 1.

73-

Step 2. Width

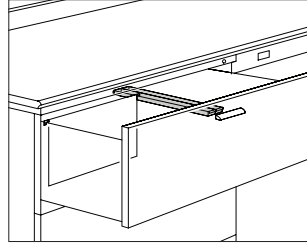
1516-PT for 15"-wide drawer (for Meridian® pedestals and 5000 Series furniture)

Prices for Steps 1-2.

73-1516-PT \$21

Front-to-Back Filing Rail,
Meridian® Stackable™ Lateral File

9P001
9P002
9P361
9P362



Specification Information

Step 1.

9P

Step 2. Width

00 for 30"- or 42"-wide drawers
36 for 36"-wide drawers

Step 3. Depth

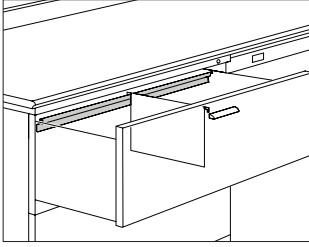
18 18" deep
20 20" deep

Prices for Steps 1-3.

9P0018	\$30
9P0020	\$30
9P3618	\$30
9P3620	\$30

Side-to-Side Filing Rail, Meridian®
Stackable™ Lateral File

- 9R124
- 9R130
- 9R136
- 9R142
- 9R224
- 9R230
- 9R236
- 9R242



Specification Information

Step 1.

9R

Step 2. Quantity

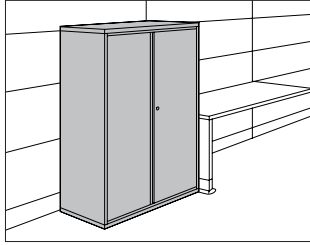
- 1 1 filing rail
- 2 2 filing rails

Step 3. Width

- 2400** for 24"-wide drawers
- 3000** for 30"-wide drawers
- 3600** for 36"-wide drawers
- 4200** for 42"-wide drawers

Prices for Steps 1-3.

9R12400	\$23
9R13000	\$23
9R13600	\$23
9R14200	\$23
9R22400	\$45
9R23000	\$45
9R23600	\$45
9R24200	\$45



Specification Information

Step 1.

46-

Step 2. Width

36 36" wide

Step 3. Depth

20- 20" deep

Step 4. Case Height

29 26¹/₄" high

38 35¹/₄" high

69 65⁵/₈" high

Prices for Steps 1-4.

	29	38	69
46-36 20-	\$885	954	1313

Step 5. Paint/Steel Type

TS smooth paint on textured steel +\$50

Step 6. Surface Finish

Nonmetallic Paint

For smooth paint on textured steel (TS)

BU black umber	+\$0
G2 graphite satin	+\$0
HF inner tone light	+\$0
HT inner tone	+\$0
LT light tone	+\$0
LU soft white	+\$0
MT medium tone	+\$0
SG slate grey	+\$0

Step 7. Interior

Coat rod with three shelves (W) only available with 1¹/₄"-high painted metal top (T2).

For 26¹/₄" high (29) or 35¹/₄" high (38)

NS1 1 shelf total	+\$43
NS2 2 shelves total	+\$84

For 65⁵/₈" high (69)

NS3 3 shelves total	+\$125
NS4 4 shelves total	+\$166
NS5 5 shelves total	+\$208
WC coat rod with shelf	+\$95
W coat rod with 3 shelves (only available with T2 top)	+\$210

Step 8. Lock/Doors

DD no lock, no doors	-\$74
KA keyed alike, black	-\$10
KC keyed differently, chrome	+\$0
KD keyed differently, black	+\$0

Step 9. Top

For no lock, no doors (DD), keyed alike, black (KA), keyed differently, chrome (KC), or keyed differently, black (KD)

T1 1"-high painted metal top with squared edge	+\$0
T2 1 ¹ / ₄ "-high painted metal top with squared edge	+\$0
D1 6 ¹ / ₂ "-high full dome, side-to-side	+\$258
H1 6 ¹ / ₂ "-high half dome, sloping left	+\$258
H2 6 ¹ / ₂ "-high half dome, sloping right	+\$258

For no lock, no doors (DD), keyed alike, black (KA), keyed differently, chrome (KC), or keyed differently, black (KD)

T2 1 ¹ / ₄ "-high painted metal top with squared edge	+\$0
--	------

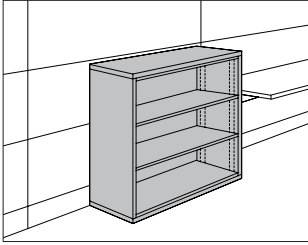
Step 10. Cushion Top Fabric

See textiles list for fabric numbers. First 2 digits of number indicate fabric line; remaining digit(s) indicate fabric color.

Price Category 1	+\$0
Price Category 2	+\$68
Price Category 4	+\$101

Step 11. Base Height

B1 1"-high base	+\$0
B2 1 ¹ / ₂ "-high base	+\$0
B3 2 ¹ / ₄ "-high base	+\$0
B4 3 ¹ / ₄ "-high base	+\$0
B5 4 ¹ / ₄ "-high base	+\$34



Meridian® Bookcases

Specification Information

Step 1.

46-

Step 2. Width

3615- 36" wide

Step 3. Doors

OB- no doors

Step 4. Height

29 26¹/₄" high

42 39³/₈" high

68 65⁵/₈" high

Prices for Steps 1-4.

	29	42	68
46-3615- OB-	\$855	904	1019

Step 5. Paint/Steel Type

TS smooth paint on textured steel +\$50

Step 6. Surface Finish

Nonmetallic Paint

For smooth paint on textured steel (TS)

BU black umber +\$0

G2 graphite satin +\$0

HF inner tone light +\$0

HT inner tone +\$0

LT light tone +\$0

LU soft white +\$0

MT medium tone +\$0

SG slate grey +\$0

Step 7. Top

T1 1"-high painted metal top with squared edge +\$0

T2 1¹/₄"-high painted metal top with squared edge +\$0

Step 8. Shelves

For 26¹/₄" high (29)

NS1 1 shelf total +\$0

For 39³/₈" high (42)

NS1 1 shelf total -\$34

NS2 2 shelves total +\$0

NS3 3 shelves total +\$34

For 65⁵/₈" high (68)

NS4 4 shelves total +\$0

NS5 5 shelves total +\$34

NS6 6 shelves total +\$67

Step 9. Base Height

B1 1"-high base +\$0

B2 1¹/₂"-high base +\$0

B3 2¹/₄"-high base +\$0

B4 3¹/₄"-high base +\$0

B5 4¹/₄"-high base +\$34

Index by Product Name

Meridian® Storage 10-Day or Less	
Adjustable Shelf	page(s) 43
Drawer Divider for Box Drawer, Meridian® Pedestal	44, 39
File Drawer Organizer	44, 39, 33
Freestanding Bookcase	48
Front-to-Back Filing Rail, Meridian® Stackable™ Lateral File	45, 31
Mobile Vertical Tower with Wardrobe, Standard Pull	41
Movable Divider, Meridian®, Quadrant® or Tu®	32
Pencil Tray for Box Drawer, Meridian® Pedestal	45, 38
Side-to-Side Filing Rail, Meridian® Stackable™ Lateral File	46, 32
Sloped-Pull Freestanding Lateral File	30
Sloped-Pull Freestanding Pedestal	36
Sloped-Pull Mobile Pedestal	37
Standard-Pull Freestanding Lateral File	29
Standard-Pull Freestanding Pedestal	34
Standard-Pull Mobile Pedestal	35
Standard-Pull Storage Case	47
Standard-Pull Suspended Pedestal	36
Vertical Tower with Wardrobe and Side-Facing Bookcase, Standard Pull	41
Vertical Tower with Wardrobe and Storage Case, Standard Pull	42
Vertical Tower with Wardrobe, Standard Pull	40
Tu® Storage 10-Day or Less	
Bookcase	page(s) 26
Drawer Divider, Tu® Pedestal	23, 14
File Compressor, Tu®	25, 16
File Converter, Tu®	24, 15
File Drawer Organizer	22, 19, 13
Front-to-Back Filing Rail, Tu® Lateral File	18
Movable Divider, Meridian®, Quadrant® or Tu®	20
Side-to-Side Filing Rail, Tu® Lateral File	19
Stationery Divider, Tu® Pedestal	23, 14
Utility Tray, Tu® Pedestal	24, 15
V-Pull Freestanding Lateral File	17
V-Pull Freestanding Pedestal	6
V-Pull Mobile Pedestal	8
V-Pull Support Pedestal	11
V-Pull Suspended Pedestal	13
W-Pull Freestanding Lateral File	16
W-Pull Freestanding Pedestal	5
W-Pull Mobile Pedestal	7
W-Pull Storage Case	25
W-Pull Storage Tower	20
W-Pull Storage Tower, No Wardrobe	21
W-Pull Support Pedestal	10
W-Pull Surface-Attached Pedestal	9
W-Pull Suspended Pedestal	12



Index by Product Number

9M100	Movable Divider, Meridian®, Quadrant® or Tu®	page(s) 32, 20	
9M300			
9P001	Front-to-Back Filing Rail, Meridian® Stackable™ Lateral File	45, 31	
9P002			
9P361			
9P362			
9R124	Side-to-Side Filing Rail, Meridian® Stackable™ Lateral File	46, 32	
9R130			
9R136			
9R142			
9R224			
9R230			
9R236			
9R242			
26-30	Standard-Pull Freestanding Lateral File	29	
26-36			
26-42			
29P-3	Sloped-Pull Freestanding Lateral File	30	
29P-4			
46-36	Freestanding Bookcase	48	
46-36	Standard-Pull Storage Case	47	
73-15	Drawer Divider for Box Drawer, Meridian® Pedestal	44, 39	
73-15	Pencil Tray for Box Drawer, Meridian® Pedestal	45, 38	
F16-1	Standard-Pull Freestanding Pedestal	34	
F19P-	Sloped-Pull Freestanding Pedestal	36	
LG500.	Bookcase	26	
LG901	File Drawer Organizer	44, 39, 33, 22, 19, 13	
LG902.	Side-to-Side Filing Rail, Tu® Lateral File	19	
LG903.	Drawer Divider, Tu® Pedestal	23, 14	
LG904.	Front-to-Back Filing Rail, Tu® Lateral File	18	
LG905	Stationery Divider, Tu® Pedestal	23, 14	
LG906	Utility Tray, Tu® Pedestal	24, 15	
LG907	File Converter, Tu®	24, 15	
LG908	File Compressor, Tu®	25, 16	
LV100.	V-Pull Freestanding Pedestal	6	
LV110.	V-Pull Mobile Pedestal	8	
LV130.	V-Pull Suspended Pedestal	13	
LV150.	V-Pull Support Pedestal	11	
LV200.	V-Pull Freestanding Lateral File	17	
LW100.	W-Pull Freestanding Pedestal	5	
LW110.	W-Pull Mobile Pedestal	7	
LW130.	W-Pull Suspended Pedestal	12	
LW140.	W-Pull Surface-Attached Pedestal	9	
LW150.	W-Pull Support Pedestal	10	
LW200.	W-Pull Freestanding Lateral File	16	
LW300.	W-Pull Storage Tower	20	
LW310.			
LW320.	W-Pull Storage Tower, No Wardrobe	21	
LW330.			
LW400.	W-Pull Storage Case	25	
M16-1	Standard-Pull Mobile Pedestal	35	
M19P-	Sloped-Pull Mobile Pedestal	37	
MTAS.	Adjustable Shelf	43	
MTB36.	Vertical Tower with Wardrobe and Side-Facing Bookcase, Standard Pull	41	
MTB46.			
MTB56.			
MTB66.			
MTC16.	Mobile Vertical Tower with Wardrobe, Standard Pull	41	
MTC26.			
MTN16.	Vertical Tower with Wardrobe, Standard Pull	40	
MTN26.			
MTN76.			
MTN86.			
MTV36.	Vertical Tower with Wardrobe and Storage Case, Standard Pull	42	
MTV46.			
MTV56.			
MTV66.			
S16-1	Standard-Pull Suspended Pedestal	36	



10-Day or Less Order Information

10-Day or Less Program

10-day or less products are designed for established Herman Miller dealers with pre-approved credit.

Products are distributed from multiple West Michigan manufacturing facilities. These include Holland, Spring Lake, and Zeeland. Orders will be shipped within 10 business days or less from the date of Herman Miller acknowledgement.

Ordering Procedures

1. Please place orders through Order Manager. If this is not available to you, place orders through mail or fax. Verbal purchase orders will not be accepted.
Order Entry fax number for Passage®, 5000 Series, and Meridian® Filing and Storage: (616) 846 9236.
Order Entry fax number for all other products: (616) 654 3085.
2. Orders must be clearly marked “10-day or less program” and include only 10-day or less products. Orders not marked this way will be processed under standard lead times. Orders for standard lead times must be placed on a separate purchase order.
3. Only fabrics and finishes listed with each product are available through the 10-day or less program.
4. For any 10-day or less project over \$250,000 list price, please contact your Customer Care representative within 48 hours of order entry to reserve lead time.
5. For more information, contact your Customer Care representative at: (866) 854 3048 EXT 3400.

Shipments and Delivery

Per Herman Miller Terms and Conditions.

Changes and Cancellation

Per Herman Miller Terms and Conditions.



10-Day Keyed-Alike Information

Keyed-Alike Locks

All components with locks may be specified keyed alike. Products with keyed-alike locks will be shipped with lock chassis installed. Installation of lock cylinders will be on-site according to instructions provided. Herman Miller, Inc. will not be responsible for lock cylinder installation.

When specifying product keyed-alike, include separate lines on your order for the lock cylinders.

For Action Office®, Ethospace®, or Passage® products, list cylinder part number and key number (232092-XXX); select a key number (or numbers) between 226 and 427, excluding numbers 408 and 412.

For Tu® Storage, Meridian® Storage, or 5000 Series, see the following charts.

Keyed-alike locks are field installed.

To order keyed-alike locks for Action Office® Series 1 and 2 door panels, please contact Customer Care.

A master key can be used to open any lock on an attached or freestanding component. In addition, a removal key or lock change tool is required to remove lock plugs. Customers interested in ordering master keys, removal keys, or lock change tools should contact Customer Care.

For Tu Storage, Meridian Storage, or 5000 Series desk components with pedestals, specify as follows:

Specification Code	Key Number	Color	Lock Series
KA	232092-XXX ¹	black	UM series 226-427
KA	1B2JK7-XXX ¹	chrome	UM series 226-427

For 5000 Series flipper door unit with bezel or credenza storage cabinet with bezel, specify as follows:

Specification Code	Key Number	Color	Lock Series
KA	232092-XXX ¹	black	UM series 226-427

Key Number:

XXX¹ = a key number between 226 and 427 (excluding 408 and 412)

For more information about our products and services or to see a list of dealers, please visit us at HermanMiller.com or call (800) 851 1196.

© 2019 Herman Miller, Inc., Zeeland, Michigan

Distribution Rights

Working together since 1956, Herman Miller and Vitra are the authentic sources of designs by Charles and Ray Eames, Alexander Girard, and George Nelson. All the designs shown in this book are protected by law. Herman Miller has obtained all rights to make and sell these designs. Also, Herman Miller holds exclusive worldwide manufacturing and distribution rights for these products with the following exceptions:

Charles and Ray Eames, George Nelson, and Alexander Girard—Worldwide distribution rights for furniture in all areas except Europe and the Middle East. For those areas, please contact Vitra.

Isamu Noguchi—Worldwide distribution rights for the Noguchi Rudder Table. Distribution rights for the Noguchi Table in North America and Central America only. For all other areas, please contact Vitra.

Magis—Exclusive distribution rights in the US and Canada. For all other areas, please contact Magis.

Mattiazzi—Exclusive distribution rights in the US and Canada. For all other areas, please contact Mattiazzi.

® **HermanMiller**, ●, 3D Intelligent, AO, Action Office, Aeron, ArcSpan, Aside, Avall, Avive, Bubble Lamps, Canvas Office Landscape, Caper, Celle, Co/Struc, Daisiyone, Distil, Eames, Eco-Dematerialized, Embody, Envelop, Equa 2, Ergon 3, Ethospace, Exclave, Fine-Tune, FlexFront, Flo, Formcoat, Formwork, Ground Cloth, Herman Miller for the Home, Herman Miller for Healthcare, Intersect, Kinemat, Lapjack, Layout Studio, Lifework, Limerick, Live Unframed, Living Office, Locale, Maharam, Meridian, Mirra, Motia, Passage, Pellicle, Perspectives, Plex, PostureFit, Public Office Landscape, Resolve, Rodney, Sayl, Setu, Thrive, Tu, Wishbone, and Y-Tower are among the registered trademarks of Herman Miller, Inc., and its owned subsidiaries.

™ 8Z Pellicle, About Face, AireWeave, Albert, Backfit, Bubbletack, Burdick Group, Butterfly Back, Celeste, Cellular Suspension, Clam, Compass, Connect, Cosm, Cubert, DOT, Duracare, Durawrap, Eames Soft Pad, EnhancedAccess, Everywhere, Flex-Edge, Flute, Harmonic, Herman Miller Select, Hopsak 2, Intent, Iota, Jaw, Keyless Entry, Keyn Chair Group by Herman Miller, Latitude, Lino, Locale, Logic Mini, Logic Power Access Solutions, Live Platform, Loop, Lyris, Lyris 2, Made-to-Measure Storage, Metaform Portfolio, Mora, Multiscrim, Nelson, Nevi, Overlay, Pari, Pixelated Support, PostureFit SL, Prospect, Q, Renew, Sense, Soft Pad, Stackable, Stackable Storage, Striad, Swoop, Tone, TriFlex, Twist, Ubi, Verus, Vista and Wireframe are among the trademarks of Herman Miller, Inc., and its owned subsidiaries.

SM Herman Miller Options is among the service marks of Herman Miller, Inc.

AAP™ is a trademark of Extron Electronics.

Alexander Girard® is a registered trademark of The Alexander Girard Estate.

ChemSurf® is a registered trademark of Wilsonart International.

Corian® is a registered trademark of E. I. du Pont de Nemours and Company Corporation.

Crypton® is a registered trademark of Crypton, Inc.

DACRON® is a registered trademark of INVISTA S.a r.l.

Decora® is a registered trademark of Leviton Manufacturing Co., Inc.

Edelman® Leather is a registered trademark of Edelman Leather, Inc.

Extron® is a registered trademark of RGB Systems, Inc.

FENIX NTM® is a registered trademark of Arpa Industriale S.p.A.

FLEXNET™ is a trademark of Milliken & Company.

Floor Saver Glide® is a registered trademark of Carpin Manufacturing, Inc.

Geiger® is a registered trademark, and Bumper™, Saiba™, and Ward Bennett™ are trademarks, of Geiger International.

Goetz™ is a trademark of Mark W. Goetz.

Hang-It-All® is a registered trademark of Lucia Eames Demetrios, d.b.a. Eames Office.

Holophane® is a registered trademark of Holophane.

Ingeo™ is a trademark of Cargill Dow LLC.

iPad® is a registered trademark of Apple, Inc.

Leviton® is a registered trademark of Leviton Manufacturing Co., Inc.

LifeSize® is a registered trademark of LifeSize Communications, Inc.

Magis®, Bombo®, and Me Too® are registered trademarks of Magis S.p.A.

Microsoft® and Natural® Keyboard are registered trademarks of Microsoft Corporation.

Noguchi® and the Noguchi table configuration (trade dress) are registered trademarks, and Rudder Table™ is a trademark, of The Isamu Noguchi Foundation and Garden Museum.

Place Textiles® is a registered trademark of Place Textiles.

SuperSeat™ is a trademark of Dahti Seating, a division of ITW.