



# clyde club

Chair, Sofa and Bench



**About Clyde Club**  
Designed with classic functions in mind, The Clyde Club oozes familiarity whilst the scooped profile and stainless-steel sled base retain its unique contemporary edge. Clyde has a comfortable but formal sit, ideal for hospitality and retail environments, whilst the compact footprint rounds off its practical benefits.

- Compliance**
- SCS Indoor Advantage™ Gold Certificate
  - naughtone is FSC®certified
  - naughtone is FISP and ISO14001 certified
  - Our seating is designed to meet or exceed all EN performance requirements per BS EN 16139:2013

**Sizes** All dimensions quoted are rounded to the nearest 5mm or nearest 1/2 inch




**NOCYN110**  
Clyde Club Chair  
with No Arms  
mm  
W 520 D 790 H 760 Seat 420  
inch  
W 20.5 D 31 H 30 Seat 16.5



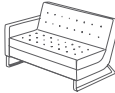
**NOCYN120**  
Clyde Club Chair  
with 2 Arms  
mm  
W 700 D 790 H 760 Seat 420  
inch  
W 27.5 D 31 H 30 Seat 16.5



**NOCYN400**  
Clyde Club  
Single Stool  
mm  
W 900 D 550 H 420 Seat 420  
inch  
W 35.4 D 21.5 H 16.5 Seat 16.5




**NOCYN210**  
Clyde Club 2 Seat Sofa  
with No Arms  
mm  
W 1200 D 790 H 760 Seat 420  
inch  
W 47 D 31 H 30 Seat 16.5



**NOCYN230**  
Clyde Club 2 Seat Sofa  
with Right Arm  
mm  
W 1280 D 790 H 760 Seat 420  
inch  
W 50.5 D 31 H 30 Seat 16.5



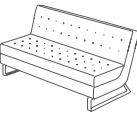
**NOCYN240**  
Clyde Club 2 Seat Sofa  
with Left Arm  
mm  
W 1280 D 790 H 760 Seat 420  
inch  
W 50.5 D 31 H 30 Seat 16.5



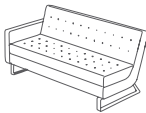
**NOCYN220**  
Clyde Club 2 Seat Sofa  
with 2 Arms  
mm  
W 1360 D 790 H 760 Seat 420  
inch  
W 53.5 D 31 H 30 Seat 16.5



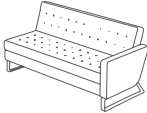
**NOCYN500**  
Clyde Club  
2 Seat Bench  
mm  
W 1200 D 550 H 420 Seat 420  
inch  
W 47 D 21.5 H 16.5 Seat 16.5



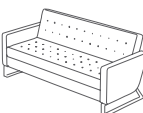
**NOCYN310**  
Clyde Club 3 Seat Sofa  
with No Arms  
mm  
W 1800 D 790 H 760 Seat 420  
inch  
W 71 D 31 H 30 Seat 16.5



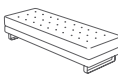
**NOCYN330**  
Clyde Club 3 Seat Sofa  
with Right Arm  
mm  
W 1880 D 790 H 760 Seat 420  
inch  
W 74 D 31 H 30 Seat 16.5



**NOCYN340**  
Clyde Club 3 Seat Sofa  
with Left Arm  
mm  
W 1880 D 790 H 760 Seat 420  
inch  
W 74 D 31 H 30 Seat 16.5



**NOCYN320**  
Clyde Club 3 Seat Sofa  
with 2 Arms  
mm  
W 1960 D 790 H 760 Seat 420  
inch  
W 77 D 31 H 30 Seat 16.5



**NOCYN600**  
Clyde Club  
3 Seat Bench  
mm  
W 1800 D 550 H 420 Seat 420  
inch  
W 71 D 21.5 H 16.5 Seat 16.5

**Base Options**



Brushed Stainless  
Steel Base  
Standard



Turned Solid Oak  
or Walnut Legs



Contrast Button Colors



























# Clyde Club Seating Technical Specifications

## Testing

Our seating is designed to meet or exceed all EN performance requirements per **EN16139:2013**, which includes the following tests:

- Seat and back static load test
  - Seat front edge static load test
  - Vertical static load on back
  - Foot rest and leg rest static load test
  - Arm sideways static load test
  - Arm downwards static load test
  - Vertical upwards static load on arm rests
- Seat and back durability test
  - Seat front edge durability test
  - Leg forward static load test
  - Leg sideways static load test
  - Seat impact test
  - Back impact test
  - Arm impact test

## Structural Testing Certifications

**NOCYN220**  
Clyde 2 seat sofa with 2 arms  
on a stainless steel sled  
**BS EN 16139:2013, Level 1**  
Static Load 320kg

## Flammability

The cold cure foam material has been tested to meet the following standards:

British standard  
**5852:2006 Part 2**

California Technical Bulletin  
**117-2013**

Italian standards  
**UNI 9175-CLASS 1.IM**

The flammability standard of the covering fabric is dependent on the choice made by the customer, details of the flammability rating of specific fabrics can be found on supplier's websites listed below.

- [www.kvadrat.dk](http://www.kvadrat.dk)
- [www.camirafabrics.com](http://www.camirafabrics.com)
- [www.butefabrics.com](http://www.butefabrics.com)
- [www.panaz.com](http://www.panaz.com)
- [www.maharam.com](http://www.maharam.com)
- [www.vescom.com](http://www.vescom.com)
- [www.ultrafabricsllc.com](http://www.ultrafabricsllc.com)
- [www.crestleather.com](http://www.crestleather.com)

## Servicing


If a component is damaged and needs replacing then please email our team with an image of the damaged part and reference your order number, we will be happy to facilitate any replacements.

## Warranty

naughtone offers a **7 Year** warranty across all products. Details on the terms and conditions of naughtones warranty can be found at [naughtone.com/warranty](http://naughtone.com/warranty)

# Clyde Club SeatingTechnical Specifications

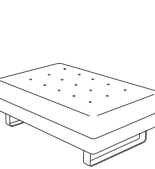
1



2

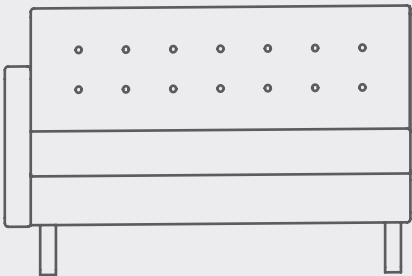
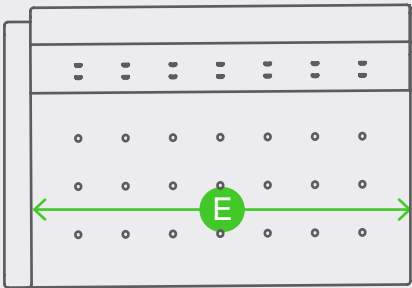
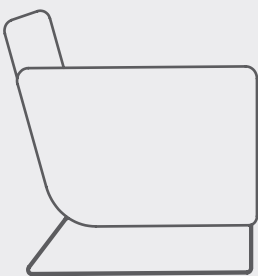


3



Product Code and Description <small>All dimensions quoted are rounded to the nearest 5mm or nearest 1/2 inch</small>	A Overall Width	B Overall Depth	C Overall Height	D Seat Height	E Seat Width	F Height from Seat to Top	G Weight
1 <b>NOCYN110</b> Clyde Club Chair No Arms	520 mm 20.5cm	790 mm 31 in	760 mm 30 in	420 mm 16.5 in	540 mm 21.5 in	340 mm 13.5 in	43.4 kg 95.7 lbs
2 <b>NOCYN120</b> Clyde Club Chair 2 Arms	700 mm 27.5 in	790 mm 31 in	760 mm 30 in	420 mm 16.5 in	540 mm 21.5 in	340 mm 13.5 in	45.3 kg 99.9 lbs
3 <b>NOCYN400</b> Clyde Single Stool	900 mm 35.5 in	790 mm 31 in	760 mm 30 in	420 mm 16.5 in			42.3 kg 93.3 lbs

## Measuring Guide



C

E

A

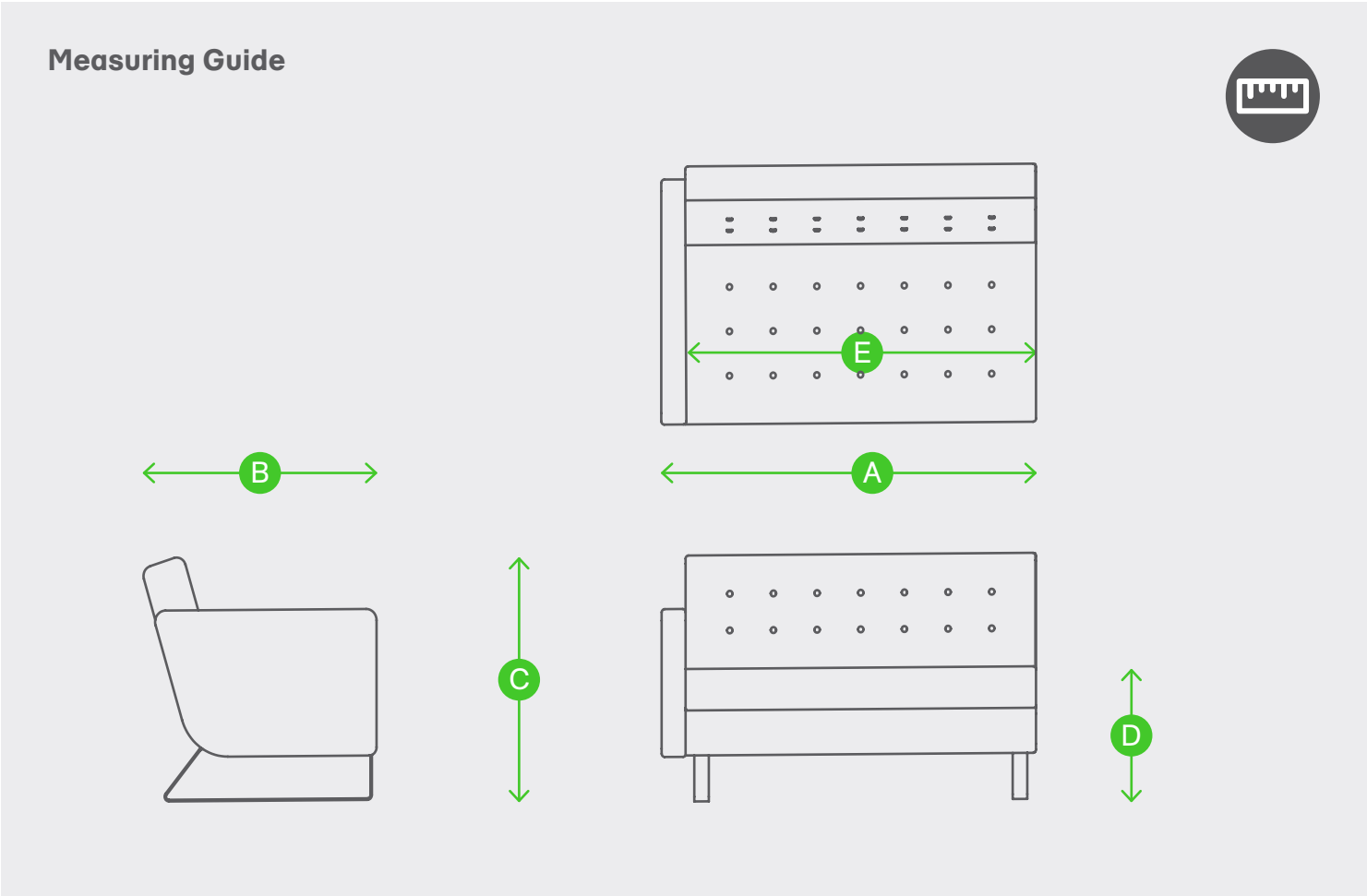
D



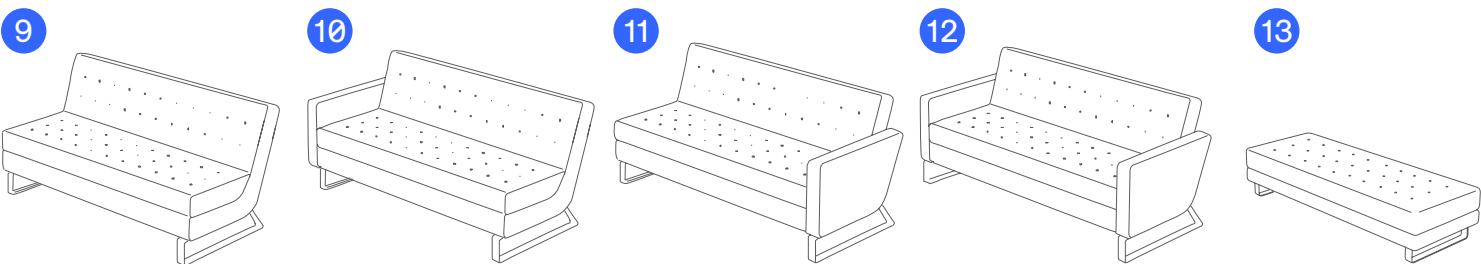
Clyde Club Seating Technical Specifications



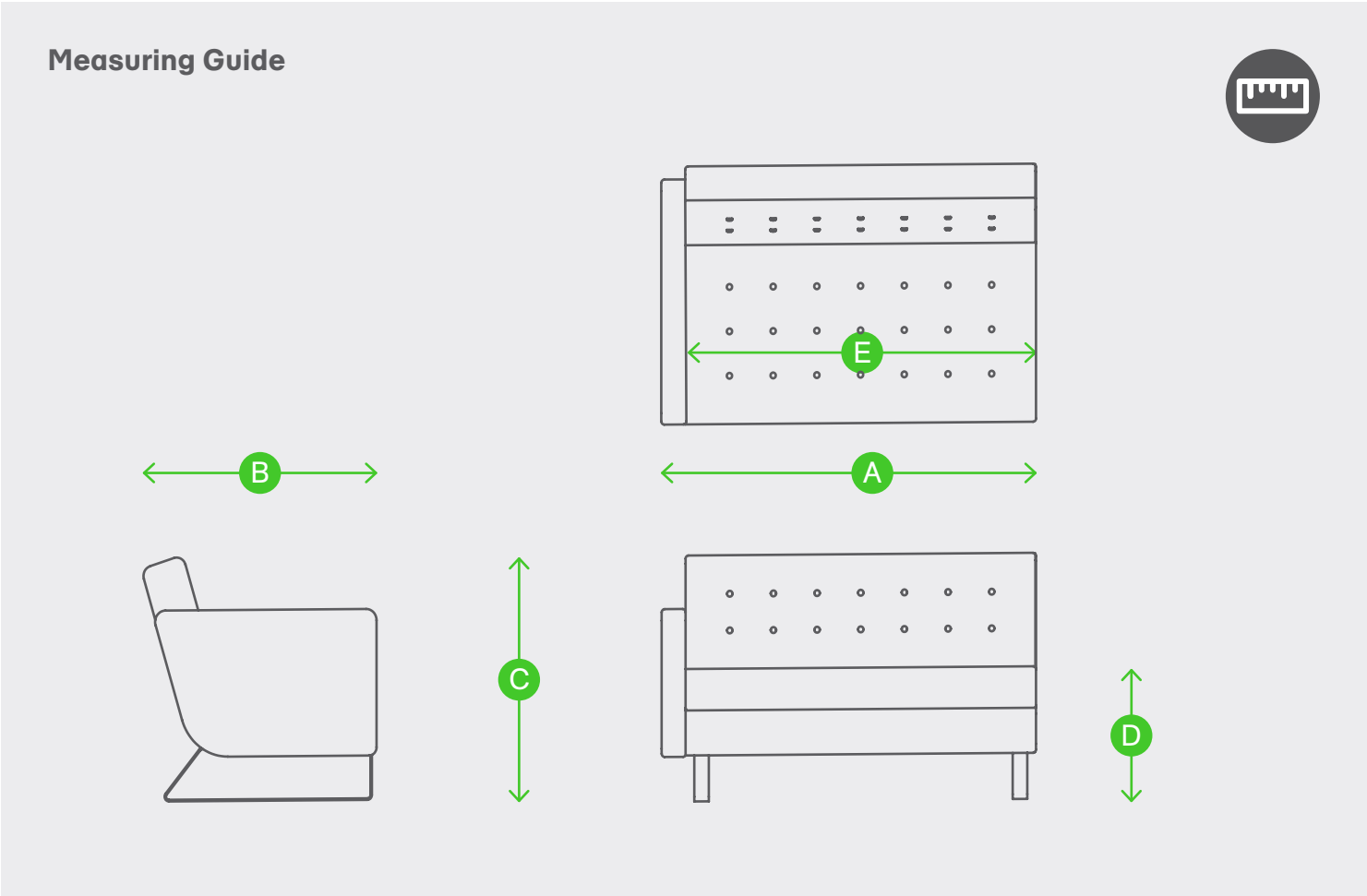
Product Code and Description <small>All dimensions quoted are rounded to the nearest 5mm or nearest 1/2 inch</small>	A Overall Width	B Overall Depth	C Overall Height	D Seat Height	E Seat Width	F Height from Seat to Top	G Weight
4 <b>NOCYN210</b> Clyde 2 Seat Sofa No Arms	1200 mm 47 in	790 mm 31 in	760 mm 30 in	420 mm 16.5 in	1200 mm 47 in	340 mm 13.5 in	60.2 kg 132.7 lbs
5 <b>NOCYN230</b> Clyde Club 2 Seat Sofa with Right Arm	1280 mm 50.5 in	790 mm 31 in	760 mm 30 in	420 mm 16.5 in	1200 mm 47 in	340 mm 13.5 in	61.5 kg 135.6 lbs
6 <b>NOCYN240</b> Clyde Club 2 Seat Sofa with Left Arm	1280 mm 50.5 in	790 mm 31 in	760 mm 30 in	420 mm 16.5 in	1200 mm 47 in	340 mm 13.5 in	61.5 kg 135.6 lbs
7 <b>NOCYN220</b> Clyde Club 2 Seat Sofa with 2 Arms	1360 mm 53.5 in	790 mm 31 in	760 mm 30 in	420 mm 16.5 in	1200 mm 47 in	340 mm 13.5 in	62.3 kg 137.3 lbs
8 <b>NOCYN500</b> Clyde Club 2 Seat Bench	1200 mm 47 in	550 mm 21.5 in	420 mm 16.5 in	420 mm 16.5 in			57.3 kg 126.3 lbs



Clyde Club SeatingTechnical Specifications



Product Code and Description <small>All dimensions quoted are rounded to the nearest 5mm or nearest 1/2 inch</small>	A Overall Width	B Overall Depth	C Overall Height	D Seat Height	E Seat Width	F Height from Seat to Top	G Weight
9 <b>NOCYN310</b> Clyde Club 3 Seat Sofa No Arms	1800 mm 71 in	790 mm 31 in	760 mm 30 in	420 mm 16.5 in	1800 mm 71 in	340 mm 13.5 in	81.2 kg 179 lbs
10 <b>NOCYN330</b> Clyde Club 3 Seat Sofa with Right Arm	1880 mm 74 in	790 mm 31 in	760 mm 30 in	420 mm 16.5 in	1800 mm 71 in	340 mm 13.5 in	82.1 kg 181 lbs
11 <b>NOCYN340</b> Clyde Club 3 Seat Sofa with Left Arm	1880 mm 74 in	790 mm 31 in	760 mm 30 in	420 mm 16.5 in	1800 mm 71 in	340 mm 13.5 in	82.1 kg 181 lbs
12 <b>NOCYN320</b> Clyde Club 3 Seat with 2 Arms	1960 mm 77 in	790 mm 31 in	760 mm 30 in	420 mm 16.5 in	1800 mm 71 in	340 mm 13.5 in	85.5 kg 188.5 lbs
13 <b>NOCYN600</b> Clyde Club 3 Seat Bench	1800 mm 71 in	550 mm 21.5 in	420 mm 16.5 in	420 mm 16.5 in			72.8 kg 160.5 lbs





Clyde Club Seating Environmental Product Summary



Environment Attributes

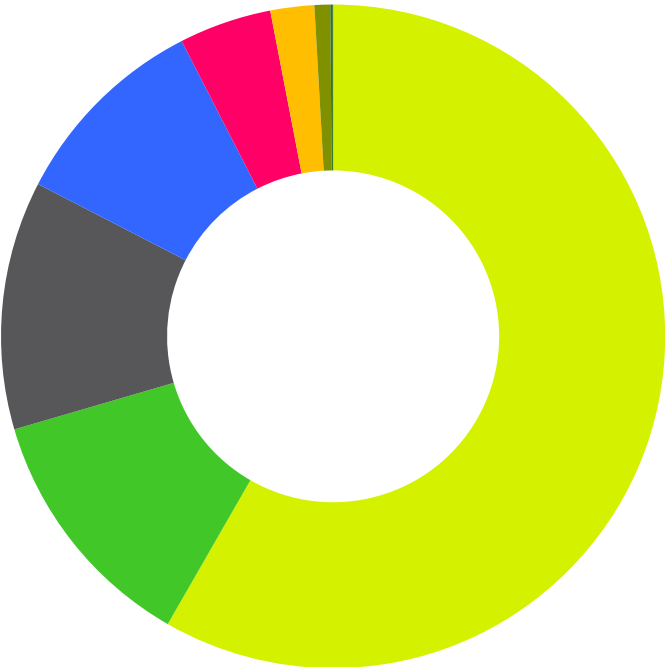
- naughtone is **FISP** and **ISO14001** certified
  - naughtone is **FSC®certified**
  - **62.3kg** total weight
  - **25.2% Recyclable** (foam, base and fixings)
  - **62.8% Reusable** (plywood internal frame)
  - **22.4% Recycled Content** (base and fixings)
  - **Indoor Advantage™ Gold** ANSI/BIFMA Furniture Emissions Standard (M7.1/X7.1-2011 R2016) and ANSI/BIFMA e-3-2014e (Credits 7.6.1, 7.6.2, 7.6.3)
- These attributes can help you to achieve criteria towards **LEED**, **BREEAM**, **Ska** and **WELL** building certifications



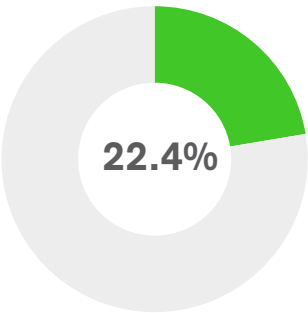
Clyde Club Seating Environmental Product Summary

Material Percentage Split

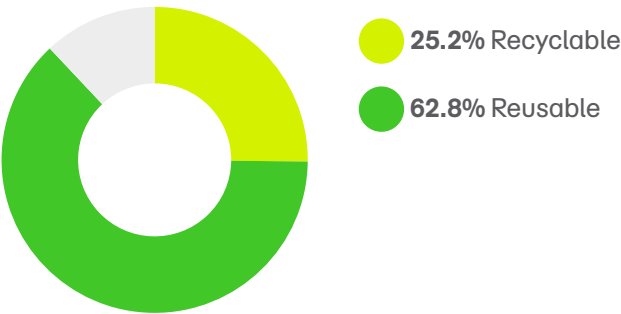
- |                        |                        |
|------------------------|------------------------|
| 58.30% Birch Plywood   | 2.13% Webbing Material |
| 12.18% Stainless Steel | 0.76% Mild Steel       |
| 12.11% CMHR foam       | 0.12% Polypropylene    |
| 9.88% Fabric           | 0.02% Felt             |
| 4.50% beech Plywood    |                        |



Post Consumer Recycled Content



Recyclable Content



Product Specific Design Statement

The Clyde Club is available in a range of sizes and finishes, for the purpose of this document we have a specific example from the range:

**Clyde Club 2 Seat Sofa with 2 arms on stainless steel sled base**

The Clyde Club inner frame is constructed from hardwood then topped with CMHR foams. The sled base is made from stainless steel bar, then weld jointed together and brush polished by hand.

CSR Statement

naughtone has always considered the environment throughout our design and manufacturing process. We understand that as we continue to grow, so does our potential impact on our surroundings. As most of our raw materials are simple, we have great control over their sources, and are proud be able to offer **FSC®certified** upholstered products and use recycled metals in our table ranges. The addition of our North American manufacturing provision also helps to keep manufacturing miles to a minimum, as our market continues to grow in the USA. Finally, naughtone offers a 'bring back' programme, where the client is able to return the product to our factory, where we will be happy to breakdown and recycle the parts for you.







## 1 Design

Every aspect of the naughtone product ranges has been designed with the environment considered, from ethical material choice and production efficacy to storage efficiency and ease of disassembly.

Dense foam sets and resilient fabrics are selected for their longevity and effectiveness across sectors. Durable high quality finishes such as powder coated bases in a range of colors allow clients the freedom of finish options. Finish samples are available allowing clients to make informed decisions and retain to add to their finish libraries for future reference.

## 2 Raw Material

Local supply of raw materials is employed for the production of our products when possible, procured from suppliers that are quality inspected for extraction methods and meet the highest environmental standards.

## 3 Production

As many of our products are assembled by hand the energy expenditure wasted from machinery during the production process is kept to a minimum.

All fabrics are cut to ensure optimum efficiency with fabric usage and reduced waste consumption per unit.

All production sites have recycling facilities for any excess product that cannot be used elsewhere, which is then managed by a professional third party.

## 4 Distribution

Distribution of naughtone products generally occurs directly between the manufacturing site to the client. Production is localised when possible to the US or UK regions, reducing the carbon footprint and miles travelled for each product.

Many items are flat packed for delivery or shipped disassembled with efficient, minimised packaging; optimizing the transportation vessel space.

## 5 Usage

naughtone products do not require energy or water to function, thus no environmental exchange takes place and no waste is generated during the life of the product.

The only foreseeable need is the cleaning of the product for general maintenance. This includes regular vacuuming to remove dirt and dust particles on upholstery items, and using a dry or damp cloth to wipe non-upholstery items.

This is recommended for all products utilised under conditions of normal wear and is expected to have negligible environmental impacts.

## 6 End of Life

Although our products are durable and demonstrate timeless design, naughtone products are manufactured in such a way that they can be easily disassembled at the end of life and most of the componentry can be either recycled or re-used as applicable.

As a company we are also happy to accept the return of products, to help re-home or recycle furniture or components at the end of the products useful life.

### UK Showroom

6 Bakers Yard  
Clerkenwell  
London EC1R3DD  
T: +44 (0)20 389 22 788

### US Showroom

Suite 10-110  
222 Merchandise Mart Plaza  
Floor 10  
Chicago IL 60654

### naughtone HQ

Knaresborough Tech Park  
Manse Lane  
Knaresborough HG5 8LF

T: +44 (0) 1423 816 500  
E: sales@naughtone.com

[www.naughtone.com](http://www.naughtone.com)