



GSA prices effective April 1, 2019
(based on January 7, 2019, commercial price list)
Published April 2019

Workspaces

Canvas Office Landscape® 10-Day or Less

General Services Administration Federal Supply Service Authorized Federal Supply Schedule Price List

Online access to contract ordering information, terms and conditions, up-to-date pricing, and the option to create an electronic delivery order is available through GSA Advantage!, a menu-driven database system. The Internet address for GSA Advantage! is www.gsaadvantage.gov.

Office Furniture
FSC Group 71, Part 1
Contract Number: GS-03F-036DA
Contract Period: December 21, 2015—December 20, 2020

Herman Miller, Inc.
855 East Main Avenue
Zeeland, Michigan 49464
(616) 654 3000 Phone
(616) 654 8278 Fax
www.HermanMiller.com/government

Business Size: Large

Contract Information

1a. Special Item Numbers (SIN)

SIN 71-1

Packaged Offices

SIN 711-1

Furniture Systems

SIN 711-2

Computer Furniture

SIN 711-3

Filing and Storage Cabinets

SIN 711-11

Tables and Accessories

SIN 711-16

Upholstered Seating

SIN 711-18

Multi-Purpose Seating

SIN 711-91

Project Management

Services under this SIN may be used only in conjunction with the purchase of new furniture. Please contact your local Herman Miller representative to discuss the available labor categories (listed below). The hourly rates listed are "Not To Exceed" or "NTE" values.

Furniture Project Manager: \$64.75 per hour

Furniture Project Coordinator: \$49.00 per hour

Build-Out Project Manager: \$80.00 per hour

SIN 711-93

Reconfiguration and Relocation Services

Reconfiguration and Relocation Services will be provided by Herman Miller, Inc., or its participating dealer based on a fee not to exceed \$55 per hour, which applies to services totaling \$150,000 (per SIN) and below only. Services above \$150,000 shall be negotiated on a case-by-case basis. This SIN may only be used with the purchase of new product under SIN 711-1.

See * Additional Notes for Installation & Reconfiguration and Relocation Services.

SIN 711-94

Design/Layout

Design service will be provided by Herman Miller, Inc., or its participating dealer based on a fee not to exceed \$65 per hour.

SIN 711-95

Installation Services

Installation Services will be provided by Herman Miller, Inc., or its participating dealer based on a fee not to exceed \$55 per hour (\$82.50 per hour for after-hours Installation), which applies to services totaling \$150,000 (per SIN) and below only. Services above \$150,000 shall be negotiated on a case-by-case basis.

See * Additional Notes for Installation & Reconfiguration and Relocation Services.

* Additional Notes for Installation & Reconfiguration and Relocation Services:

FOB Destination (Drop Ship): Price includes product delivery to the site, brought to the tailgate of the truck. The purchaser is responsible for unloading.

Prices effective up to the maximum order by SIN only. Above the MO, pricing shall be negotiated on a case-by-case basis between the client and local dealer.

Standard Services are Subject to the Following Conditions:

Installation will be performed during normal weekday working hours.

Adequate facilities for delivery, unloading, moving and staging/storing the product during the installation process shall be provided.

Service work will not be hindered by other trades.

Electric, heat, and adequate elevator service will be furnished without charge.

The immediate installation area shall be complete and free of debris including the carpet/flooring before installation commences.

Any work requiring a licensed electrician is the responsibility of the buyer.

Additional Charges May Apply For:

Major Metro Markets and any non-ground floor installation.

Major Metro Markets include large population centers and urban environments.

Installation in a clinical/medical environment.

Special restrictions or limits established by local laws, ordinances or the directions of the buyer, including but not limited to restrictions on transportations of materials, street access to the job site and/or dock facilities.

Installations outside of a 50 mile radius of the servicing dealer.

Local Prevailing Wage and/or Union Labor Rates.

Any additional charges shall be quoted by the dealer and approved by the buyer prior to performance of the work.

SIN 711-96

Leasing

Contact Herman Miller participating government dealer for current leasing information.

SIN 711-99

New Product Introductions

Contract Information

continued

SIN 711-500

Order-Level Materials (OLMs)

This SIN is only for products and/or services used in direct support of the purchase of new furniture. It requires approval from the ordering Contract Officer. Please contact your local Herman Miller representative to discuss the appropriate use of this SIN.

1b. Lowest Priced Model

SIN 711-1:	G9999.B	\$9
SIN 711-2:	6-5-D	\$40
SIN 711-3:	L29P.15	\$11
SIN 711-11:	DT9A.	\$39
SIN 711-16:	OA401	\$43
SIN 711-18:	AS90598	\$51
SIN 711-99:	BVP3.S	\$12

1c. Not applicable

2. Maximum Order

SIN 711-1, SIN 711-2

\$500,000 net product value

SIN 711-3, SIN 711-11

\$300,000 net product value

SIN 711-16, SIN 711-18

\$200,000 net product value

SIN 711-93

\$150,000

SIN 711-94

\$150,000

SIN 711-95

\$150,000

SIN 711-96

\$500,000 net product value

SIN 711-99

\$50,000 net product value

SIN 711-500

\$100,000

3. Minimum Order

\$100 net

4. Geographic Coverage

Continental U.S.

Orders for Alaska, Hawaii, and Puerto Rico will be shipped F.O.B. inland carrier point of exportation.

5. Point of Production

Zeeland, Ottawa County, Michigan

Spring Lake, Ottawa County, Michigan

6. Pricing

Prices shown are list. Discounts include Industrial Funding Fee.

SIN 711-1

Product: Selected Action Office 1, Action Office 2, C-Style Overhead Storage, Ethospace System, Quadrant Pedestals, Supplemental Products, Tu Pedestals, and approved Herman Miller Options Products.

Standard Lead Time	Single Order Net Purchase	Discount From List
	\$100 - 250,000	73.8%
	\$250,001 - 500,000	76.8%

SIN 711-1

Product: Selected Nevi™ Tables, Renew™ Tables, Renew Link and approved Herman Miller Options Products

Standard Lead Time	Single Order Net Purchase	Discount From List
	\$100 - 500,000	73.8%

SIN 711-1

Product: Selected Motia™ Tables, and approved Herman Miller Options Products

Standard Lead Time	Single Order Net Purchase	Discount From List
	\$100 - 500,000	73.8%

SIN 711-1

Product: Tu Wood Pedestals and approved Herman Miller Options Products

Standard Lead Time	Single Order Net Purchase	Discount From List
	\$100 - 300,000	74.3%

SIN 711-1

Product: Selected Canvas Office Landscape (Beam, Dock, Group, Metal Storage, Private Office, Vista, Wall, and Wood Storage) and approved Herman Miller Options Products

Standard Lead Time	Single Order Net Purchase	Discount From List
	\$100 - 500,000	74.8%

Contract Information

continued

SIN 711-1

Product: Selected Layout Studio® and approved Herman Miller Options Products

Standard Lead Time	Single Order Net Purchase	Discount From List
	\$100 - 500,000	60.7%

SIN 711-1

Product: Selected Meridian Pedestals and approved Herman Miller Options Products

Standard Lead Time	Single Order Net Purchase	Discount From List
	\$100 - 500,000	64.2%

SIN 711-1

Product: Selected Thrive Portfolio and approved Herman Miller Options Products

Standard Lead Time	Single Order Net Purchase	Discount From List
	\$100 - 250,000	62%
	\$250,001 - 500,000	66.4%

SIN 711-2

Product: Approved Herman Miller Options Products

Standard Lead Time	Single Order Net Purchase	Discount From List
	\$100 - 500,000	58.7%

SIN 711-3

Product: Meridian Laterals, Towers, and Storage products and approved Herman Miller Options Products

Standard Lead Time	Single Order Net Purchase	Discount From List	Towers & Storage
	\$100 - 300,000	67.3%	66.3% 62.7%

SIN 711-3

Product: Tu Lateral Files, Tu Storage, Tu Towers, Tu Wood Cases, Tu Wood Cubbies, Tu Wood Credenzas, Tu Wood Towers, and approved Herman Miller Options Products

Standard Lead Time	Single Order Net Purchase	Discount From List
	\$100 - 300,000	74.3%

SIN 711-11

Product: Selected Tables and Accessories and approved Herman Miller Options Products

Standard Lead Time	Single Order Net Purchase	Discount From List
Avive® Tables	\$100 - 250,000	72.8%
	\$250,001 - 500,000	74.8%
Herman Miller Eames® Tables	\$100 - 250,000	73.6%
	\$250,001 - 300,000	77.6%
Everywhere™ Tables	\$100 - 300,000	72.8%

SIN 711-16

Product: Swoop upholstered seating products and approved Herman Miller Options Products

Standard Lead Time	Single Order Net Purchase	Discount From List
Plex Lounge Furniture	\$100 - 200,000	59.5%
Swoop™	\$100 - 200,000	60.7%

SIN 711-18

Product: Selected Seating and approved Herman Miller Options Products

Standard Lead Time	Single Order Net Purchase	Discount From List
Aeron®	\$100 - 200,000	64.5%
Aside®	\$100 - 200,000	64.2%
Caper®	\$100 - 200,000	61.5%
Celle®	\$100 - 200,000	59.7%
Cosm™	\$100 - 200,000	61.7%
Embody®	\$100 - 200,000	59.7%
Keyn	\$100 - 200,000	57.7%
Lino™	\$100 - 200,000	63.7%
Mirra® 2	\$100 - 200,000	61.7%
Sayl®	\$100 - 200,000	62.2%
Setu®	\$100 - 200,000	59.7%
Verus™	\$100 - 200,000	63.7%

SIN 711-99

Product: Selected Exclave™, Locale®, Public Office Landscape®, Resolve® System, and approved Herman Miller Options Products

Standard Lead Time	Single Order Net Purchase	Discount From List
Exclave	\$100 - 50,000	61.7%
Intent Solution	\$100 - 50,000	58.7%
Locale	\$100 - 50,000	63.7%
Public Office Landscape	\$100 - 50,000	61.7%
Resolve System	\$100 - 50,000	69.8%

Contract Information

continued

7. Quantity Discounts

Reference item #6.

8. Payment Term

Net 30 days

9. Government Commercial Credit Card

- a. Government commercial credit cards are accepted below the micropurchase threshold.
- b. Government commercial credit cards are accepted above the micropurchase threshold.

10. Foreign Items

None

11. Time of Delivery

- a. 90 day ARO
- b. Expedited delivery: Items listed in the 10-Day section of the catalogs are available for expedited delivery.
- c. Overnight/2-day delivery: Select items may be available for overnight or 2-day delivery. Contact Herman Miller or a participating dealer for availability and rates.
- d. Urgent requirements: Agencies may contact contractor or participating dealer to request faster delivery.

12. F.O.B.

F.O.B. destination except Alaska, Hawaii, and Puerto Rico, which will be shipped F.O.B. inland carrier point of exportation.

13. Ordering Address

- a. Herman Miller, Inc.,
Government Customer Care 0161
855 East Main Avenue
Zeeland MI 49464.
- b. For supplies and services, the ordering procedures information on Blanket Purchase Agreements (BPA's) and a sample BPA can be found at the GSA/FSS Schedule homepage (www.fss.gsa.gov/schedules).

14. Payment Address.

Herman Miller, Inc.
22764 Network Place
Chicago, IL 60673-1227

15. Warranty

Herman Miller, Inc., commercial warranty applies.

16. Export Packing Charge

Prices supplied on request.

17. Terms and Conditions of Government Purchase Card Acceptance

(any thresholds above the micropurchase level)

None.

18. Rental Maintenance and Repair Terms

Not applicable

19. Terms and Conditions of Installation

Installation Services will be provided by Herman Miller, Inc., or its participating dealer based on a fee not to exceed \$55 per hour (\$82.50 per hour for after-hours Installation), which applies to services totaling \$150,000 (per SIN) and below only. Services above \$150,000 shall be negotiated on a case-by-case basis.

Additional Notes for Installation & Reconfiguration and Relocation Services:

FOB Destination (Drop Ship): Price includes product delivery to the site, brought to the tailgate of the truck. The purchaser is responsible for unloading.

Prices effective up to the maximum order by SIN only. Above the MO, pricing shall be negotiated on a case-by-case basis between the client and local dealer.

Standard Services are Subject to the Following Conditions:

Installation will be performed during normal weekday working hours.

Adequate facilities for delivery, unloading, moving and staging/storing the product during the installation process shall be provided.

Service work will not be hindered by other trades.

Electric, heat, and adequate elevator service will be furnished without charge.

The immediate installation area shall be complete and free of debris including the carpet/flooring before installation commences.

Any work requiring a licensed electrician is the responsibility of the buyer.

Additional Charges May Apply For:

Major Metro Markets and any non-ground floor installation.

Major Metro Markets include large population centers and urban environments.

Installation in a clinical/medical environment.

Special restrictions or limits established by local laws, ordinances or the directions of the buyer, including but not limited to restrictions on transportations of materials, street access to the job site and/or dock facilities.

Installations outside of a 50 mile radius of the servicing dealer.

Local Prevailing Wage and/or Union Labor Rates.

Any additional charges shall be quoted by the dealer and approved by the buyer prior to performance of the work.

Contract Information

continued

20. Terms and Conditions of Repair Parts

Not applicable

21. Service and Distribution Points

For service and distribution points nearest you, call (800) 851 1196.

22. Participating Dealers

Access Herman Miller web site for current list of participating dealers: www.HermanMiller.com/government.

23. Preventive Maintenance

Not applicable

24a. Special Attributes.

2018

Herman Miller receives the Corporation of the Year—Consumer Products award from the Michigan Minority Supplier Development Council.

Herman Miller achieves the Advanced Excellence in Supplier Diversity Award from the Great Lakes Women's Business Council for doing business with women-owned suppliers.

As one of the top-scoring companies in the industry for the fourteenth consecutive year, Herman Miller has qualified for inclusion in RobecoSAM's 2018 Sustainability Yearbook and received the Silver Class distinction for excellent sustainability performance—economic, environmental, and social.

Aeron receives Good Design Award from The Chicago Athenaeum Museum of Architecture and Design.

The Cosm Chair won the 2018 Best of NeoCon Gold Award in the Ergonomic Seating Category, the Interior Design HiP Award in the Ergonomic Seating Category, and a #MetropolisLikes Award. Cosm also won Mix Interiors "Product of the Year—Task" award.

For the 11th consecutive year, Herman Miller received a perfect score on the Corporate Equality Index and we were designated as Best Place to Work for LGBT equality. This report evaluates U.S. companies in terms of diversity, particularly their LGBT-related policies and practices.

2017

Herman Miller was named the 2017 "Corporation of the Year" in the consumer products sector by the Michigan Minority Supplier Development Council (MMSDC).

Herman Miller has received a 2017 SEAL (Sustainability, Environmental Achievement and Leadership) Business Sustainability Award.

Herman Miller has earned the 4 Star Diversity Visionary Award. This award celebrates the diversity, equality, and inclusion work of Herman Miller. The award is presented at the annual Diversity Equity Inclusion Summit, held by the Grand Rapids Area Chamber of Commerce.

Herman Miller named one of the Best and Brightest in Wellness for the fifth year in a row.

Working Mother magazine has recognized Herman Miller as one of the 2017 Working Mother 100 Best Companies.

Herman Miller earned our tenth consecutive perfect score in Human Rights Campaign (HRC) Foundation's 2017 Corporate Equality Index.

As one of the top-scoring companies in our industry for the thirteenth consecutive year, Herman Miller has qualified for inclusion in RobecoSAM's 2017 Sustainability Yearbook and received the Bronze Class distinction for our excellent economic, environmental, and social sustainability performance.

Herman Miller has once again earned the WorldatWork Seal of Distinction, a unique standard of excellence in work-life effectiveness that shows we provide a distinct, mutually beneficial workplace experience.

2016

Herman Miller was recognized as the Business of the Year at the Annual Meeting of the West Michigan Environmental Action Council (WMEAC). This award goes to the business with the greatest depth and breadth of support, unwavering dedication to environmental action in West Michigan, and a strong corporate commitment to environmental advocacy.

The 101 Best and Brightest Sustainable Companies once again (fifth consecutive year) recognized Herman Miller as an organization in Michigan (and for the first time, in the nation) that exhibits leadership and innovation in its approach to sustainability.

Herman Miller has been recognized by the Michigan Minority Supplier Development Council (MMSDC), as a "Corporation of the Year", and we also received a "2016 Excellence in Supplier Diversity Award" from the Great Lakes Women's Business Council. Additionally, we are the only West Michigan company this year to receive an "Ambassadors Championing Excellence" Award from the MMSDC.

Plex Lounge Furniture from Herman Miller receives #MetropolisLikes award at NeoCon 2016.

Plex Lounge Furniture from Herman Miller receives Interior Design HiP Award for Workplace Seating/Lounge at NeoCon 2016.

Spot Stools from Herman Miller Collection receive Interior Design HiP Award for Hospitality Seating at NeoCon 2016.

Contract Information

continued

Herman Miller has been named a 2020 Women on Boards Winning Company. Companies selected for this recognition are considered champions of board diversity as 20 percent or more of their board seats are occupied by women.

Herman Miller selected for inclusion in the 2016 RobecoSAM Sustainability Yearbook for twelfth consecutive year.

Herman Miller again earns the WorldatWork Work-Life 2016 Seal of Distinction. This award identifies organizations that focus on programs that promote work-life balance and overall well-being.

2015

Herman Miller earns ninth consecutive perfect score in Human Rights Campaign (HRC) Foundation's 2016 Corporate Equality Index and we were designated as Best Place to Work for LGBT equality.

This is the fourth consecutive year that Herman Miller was named one of Michigan's Best and Brightest Sustainable Companies.

Herman Miller has received the Best and Brightest in Wellness Award for the third year in a row. This program is an innovative initiative that recognizes and celebrates quality and excellence in health awareness.

Herman Miller received the Forest Stewardship Council (FSC) Leadership Award for longstanding commitment to manufacturing with wood sourced from responsibly managed forests, which reduces environmental impacts by protecting against deforestation and forest degradation.

Herman Miller accepted its second Excellence in Reusable Packaging Award from the Reusable Packaging Association.

Herman Miller has once again been recognized for its commitment to best-in-class economic, environmental, and societal sustainability, earning a spot on the prestigious Dow Jones Sustainability Index (DJSI) for the twelfth consecutive year. We are the only contract furniture company recognized globally for its corporate sustainability leadership.

Herman Miller selected for inclusion in the 2015 RobecoSAM Sustainability Yearbook; awarded Bronze Class distinction for excellent sustainability performance for the second consecutive year.

Herman Miller received a Michigan Business Pollution Prevention (MBP3) Certificate – a recognition given by the Michigan Department of Environmental Quality (MDEQ) to organizations committed to environmental stewardship, conservation, and sustainable operations. This basic partnership with the MDEQ, which we've maintained since 1998, makes us eligible for our Clean Corporate Citizen (CCC) status that began in 2004 and our Environmental Leader status, which we received for the first time this past year.

MedAssets named Herman Miller Healthcare as Platinum Suppliers. MedAssets, a large group purchasing organization, helps providers enhance operational and financial performance so they can sustainably serve the needs of their community.

Herman Miller honored with five of 20 spots for the Michigan Environmental Leaders Award by the Michigan Department of Environmental Quality for our outstanding, voluntary environmental stewardship.

Renew Sit-to-Stand tables recognized on Record Products 2014 list by Architectural Record.

Herman Miller was again awarded a perfect score in the 2015 Corporate Equality Index. This is the eighth consecutive year we received a perfect score.

2014

Herman Miller has received the Best and Brightest in Wellness Award for the second year in a row. This program is an innovative initiative that recognizes and celebrates quality and excellence in health awareness.

Herman Miller's Locale wins International Design Excellence Awards (IDEA) Gold in the Office & Productivity category.

Herman Miller achieves eleventh consecutive listing on Dow Jones Sustainability World Index, an international stock portfolio that evaluates the annual performance of the world's largest 2500 companies using economic, environmental, and social criteria, known as the "triple bottom line" of sustainability.

2013

Herman Miller achieves tenth consecutive listing on Dow Jones Sustainability World Index.

Herman Miller has received the Best and Brightest in Wellness Award. This program is an innovative initiative that recognizes and celebrates quality and excellence in health awareness.

Herman Miller Earns Perfect Score on the Corporate Equality Index. We are one of only 303 major U.S. businesses to receive a perfect score in 2013, an achievement we have now obtained seven years in a row.

Herman Miller is listed in Forbes Magazine inaugural "Platinum List" of America's 400 best managed, large companies.

For the second consecutive year, Herman Miller is honored as one of West Michigan's "101 Best and Brightest Sustainable Companies".

2012

Herman Miller accepted its first Excellence in Reusable Packaging Award from the Reusable Packaging Association.

Contract Information

continued

Herman Miller is named “Corporation of the Year” in the commercial products sector by the Michigan Minority Supplier Development Council.

In July 2012 Herman Miller was inducted into the Made in the USA Hall of Fame. Herman Miller is one of only 20 companies across the nation to receive this distinction.

Herman Miller achieves ninth consecutive listing on Dow Jones Sustainability World Index.

Herman Miller is honored as one of West Michigan’s 101 Best and Brightest Sustainable Companies.

The Sustainable Asset Management (SAM) group selected Herman Miller for inclusion in “The Sustainability Yearbook 2012” and has awarded Herman Miller both the “SAM Sector Leader” and “SAM Sector Mover” distinctions.

Herman Miller was named one of 16 Section Leaders on Climate Counts 2011-2012 Scorecard Report, making us the industry leader for Home and office Furnishings.

SGS International Certification Services, Inc., recognizes Herman Miller’s manufacturing sites, Midwest Distribution Center, and Design Yard for initial certification to the OHSAS 18001 standard as well as re-certification to ISO 14001.

2011

Trust Across America, a company dedicated to unraveling the complexities of trustworthy business behavior, listed Herman Miller as one of their “Top Ten Most Trustworthy Companies in America 2011.”

The U.S. Environmental Protection Agency (EPA) selected Herman Miller, as a WasteWise Gold Achievement—Climate Change winner.

Herman Miller achieves eighth consecutive listing on Dow Jones Sustainability World Index, an international stock portfolio that evaluates the annual performance of the world’s largest 2500 companies using economic, environmental, and social criteria, known as the “triple bottom line” of sustainability.

The Michigan Minority Supplier Development Council (MMSDC) named Herman Miller as its “Corporation of the Year” in the commercial products sector. This was the fifth time Herman Miller has received this award since 2005.

Herman Miller accepted its third Neighborhood Environmental Partners (NEP) award from the Michigan Department of Natural Resources and Environment.

Herman Miller receives the Reader’s Choice award from TreeHugger’s Best of Green: Design and Architecture category for the SAYL chair.

Herman Miller earns Citibank’s Global Environmental Vendor of the Year award.

The SAYL chair from Herman Miller was dubbed the “Product Design of the Year” from the 2010 International Design Awards (IDA) jury.

Herman Miller Healthcare’s Compass system was awarded a 2011 Medical Design Excellence Award (MDEA) for its research-based design and ability to be used in a variety of healing spaces, while simultaneously improving the overall delivery of healthcare.

The Sustainable Asset Management (SAM) Group selected Herman Miller for inclusion in the “Sustainability Yearbook 2011” and awarded us both the “SAM Sector Leader” and “SAM Sector Mover” distinctions.

Herman Miller has received the top rating for a fourth consecutive year in the Human Rights Campaign (HRC) Foundation’s eighth annual Corporate Equality Index. The “Best Places to Work for LGBT Equality” distinction is awarded to businesses that scored 100% on the HRC Foundation’s 2011 Corporate Equality Index.

Herman Miller again tops contract furniture industry in FORTUNE’s ‘Most Admired’ Companies survey. For the 23rd time in 25 years.

24b. Section 508 Compliance

Not applicable

25. Data Universal Numbering System (DUNS): 00-601-2801

26. Registered in System for Award Management (www.SAM.gov) Database

27. Cancellation

Prior to production, no cancellation charge will apply. After production, only actual cost incurred that the contractor can demonstrate if items are sold after 3 months.

28. Restocking Charges

Agencies must notify the contractor for authorization prior to returning any items. The customer agency will be required to pay all packaging and return freight charges. A restocking fee of 50% for Systems Furniture and 35% for all other product lines will be charged for any returned items.

Herman Miller Miscellaneous Information:

Federal ID Number: 38-0837640

Commercial and Government Entity Code (CAGE): 40636

Data Universal Numbering System (DUNS) 00-601-2801

Commercial Entity Code (CEC): 00702290J

Introduction	page 2
Canvas Office Landscape® 10-Day or Less	3
Walls	5
Work Surfaces	32
Storage	55
Screens	68
Lighting	71
Wood Case Bookcases and Towers	73
Attached (Legacy Products)	74
Accessories (Legacy Products)	75
Indices	77
By Name	77
By Number	79
Appendices	
10-Day or Less Order Information	
10-Day Keyed-Alike Information	
Stain-to-Match Program	
Proprietary Textiles Application Chart - 10-Day Workspaces	
Proprietary Textile Colors - 10-Day Workspaces	
For the latest materials information, refer to the Materials pages on HermanMiller.com.	

Introduction

A Note on the Organization of This Book

There are a few signals that will help you understand the organization of this book. Once you know them, you should be able to find your way around easily.

Like a newspaper, this book is formatted with columns of text and illustrations that run vertically.

Information wraps from one column to the next and continues for as many pages as it needs to.

Black bars are clues.

A black bar at the top of a page signals the start of information about a product.

Specification Information, which always begins at the top of a column, includes a series of steps. Each step represents a decision you need to make in order to complete your product number. Steps must be followed sequentially. The number of pages needed to complete information on a product varies; some will be complete in one page; others may fill three or four pages. Just continue going through the steps until you run into the next product, signaled by the black bar at the top of the page.

Black tabs running along the outside edge of the page help you locate what section you are in or what section you want to go to. You can thumb forwards or backwards to find a section; tabs and text appear on both sides of the page.

The additional pages in the back of the book include the appendices and indices. They are signaled by a long black bar running along the outside edge of the page.

The index is presented two ways.

The first index is in alphabetical order by product name. It can be helpful if you are new to the products and numbering scheme or if you are looking for a type of product, such as work chair or round table.

The second index is by product number. It lists, in alphanumeric order, the base product number, typically a five-digit number.

General Information

This book is effective April 1, 2019, subject to change without notice. Products may be purchased from authorized Herman Miller dealers who will quote prices upon request. For more information about our products and services or to see a list of dealers, visit www.HermanMiller.com.

All prices are list prices. Additional services, such as planning services, design, storage, and installation, are not included and must be added to these prices when the additional services are requested.

Illustrations, specifications, and prices are based on the latest information at the time of publication. The right is reserved to make changes at any time without notice in prices, fabrics, finishes, materials, specifications, and models, and also to discontinue models and finishes.

For additional product information such as dimensional drawings and product descriptions, refer to the standard price books.

Service problems are normally handled by a Herman Miller authorized dealer. Where this cannot be accomplished on a local level, service problems should be referred to the Customer Care Representative for your region, Herman Miller, Inc., Zeeland, Michigan 49464.

Walls

Work Surfaces

Storage

Screens

Lighting

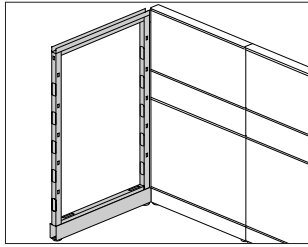
Wood Case Bookcases and Towers

Attached (Legacy Products)

Accessories (Legacy Products)

Frame

FT110.



Specification Information

Step 1.

FT110.

Step 2. Height

35	35" high
42	42" high
46	46" high
53	53" high
57	57" high
68	68" high

Step 3. Width

24	24" wide
30	30" wide
36	36" wide
42	42" wide
48	48" wide

Step 4. Base Option

A	open base, tapered foot
N	base covers, no knockouts
J	base covers, power/data knockouts
R	base covers, power/data knockouts (meets Chicago electrical code requirements)

Prices for Steps 1-4.

	A	N	J	R
FT110. 35 24	\$162	186	195	198
30	\$170	198	192	211
36	\$182	209	221	225
42	\$195	223	234	237
48	\$208	238	250	257
42 24	\$168	195	205	209
30	\$179	205	215	221
36	\$191	218	230	233
42	\$202	232	244	247
48	\$214	247	260	264
46 24	\$173	201	211	214
30	\$186	210	222	227
36	\$196	223	234	237
42	\$208	237	249	256
48	\$222	252	266	270

53 24	\$182	208	219	223
30	\$192	218	230	234
36	\$203	231	243	247
42	\$214	245	258	261
48	\$228	259	272	277
57 24	\$190	213	225	230
30	\$198	225	236	242
36	\$209	237	249	256
42	\$222	250	264	269
48	\$235	266	279	284
68 24	\$202	227	238	244
30	\$211	238	250	257
36	\$223	250	264	269
42	\$235	264	277	282
48	\$247	279	294	299

Step 5. Base Finish

For base covers, no knockouts (N), base covers, power/data knockouts (J), or base covers, power/data knockouts (meets Chicago electrical code requirements) (R)

Sand Texture Paint

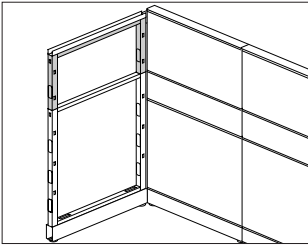
8Q	folkstone grey	+\$0
91	white	+\$0
98	studio white	+\$0
BK	black	+\$0
CL	cool grey neutral	+\$0
G1	graphite	+\$0
WL	sandstone	+\$0
WN	warm grey neutral	+\$0

Metallic Paint

CN	metallic champagne	+\$0
EH	metallic bronze	+\$0
MS	metallic silver	+\$0

Stacking Frame

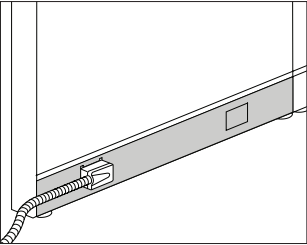
FT111.



Specification Information					
Step 1.					
FT111.					
Step 2. Height					
11	11" high				
22	22" high				
Step 3. Width					
24	24" wide				
30	30" wide				
36	36" wide				
42	42" wide				
48	48" wide				
Prices for Steps 1-3.					
	24	30	36	42	48
FT111. 11	\$152	160	166	172	179
22	\$166	172	179	187	194
Step 4. Application					
LD	stacking on 35", 46", 57", 68", 79" base frame				+\$0

Retrofit Base Cover for Power Entry

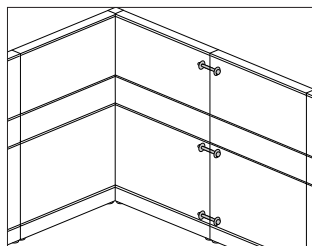
FT162.



Specification Information		
Step 1.		
FT162.		
Step 2. Width		
24	24" wide	
30	30" wide	
36	36" wide	
42	42" wide	
48	48" wide	
Prices for Steps 1-2.		
FT162. 24		\$39
30		\$43
36		\$49
42		\$53
48		\$56
Step 3. Finish		
Sand Texture Paint		
91	white	+\$0
CL	cool grey neutral	+\$0
WN	warm grey neutral	+\$0
Metallic Paint		
CN	metallic champagne	+\$0
EH	metallic bronze	+\$0
MS	metallic silver	+\$0

Frame-to-Frame Connection Hardware

FT128.



Specification Information

Step 1.

FT128.

Step 2. Frame Height

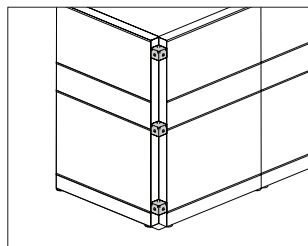
35	35" high
42	42" high
46	46" high
53	53" high
57	57" high
68	68" high

Prices for Steps 1-2.

FT128. 35	\$24
42	\$25
46	\$25
53	\$31
57	\$33
68	\$34

90° Universal Connector

FT121.



Specification Information

Step 1.

FT121.

Step 2. Configuration

2	2 way, 90° or 180°
3	3 way
4	4 way

Step 3. Frame Height

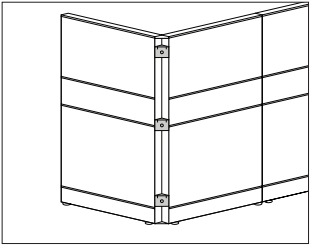
46	for 46"-high frames and lower
57	for 53"-high frames and higher

Prices for Steps 1-3.

	46	57
FT121. 2	\$62	97
3	\$73	109
4	\$85	122

120° Universal Connector

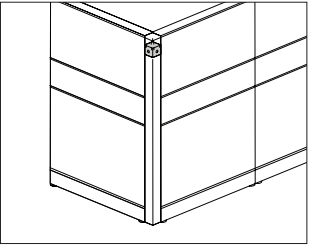
FT131.



Specification Information	
Step 1.	
FT131.	
Step 2. Configuration	
2	2 way
3	3 way
Step 3. Frame Height	
46	for 46"-high frames and lower
Prices for Steps 1-3.	
	46
FT131. 2	\$99
3	\$110

90° Universal Stacking Connector

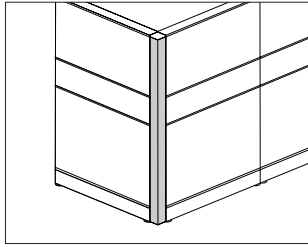
FT122.



Specification Information		
Step 1.		
FT122.		
Step 2. Configuration		
2	2 way, 90° or 180°	
3	3 way	
4	4 way	
Prices for Steps 1-2.		
FT122. 2		\$40
3		\$48
4		\$55

90° Connector Cover

FT123.



Specification Information

Step 1.

FT123.

Step 2. Configuration

1	1 side covered
2	2 sides covered
3	3 sides covered

Step 3. Height

For 1 side covered (1) or 2 sides covered (2)

11	11" high
15	15" high (for use with 42" or 53" high frames)
22	22" high
26	26" high (for use with 42" or 53" high frames)
33	33" high
35	35" high
42	42" high
46	46" high
53	53" high
57	57" high
68	68" high

For 3 sides covered (3)

11	11" high
15	15" high (for use with 42" or 53" high frames)
22	22" high
26	26" high (for use with 42" or 53" high frames)
33	33" high

Step 4. Base Option

For 11" high (11), 15" high (for use with 42" or 53" high frames) (15), 22" high (22), 26" high (for use with 42" or 53" high frames) (26), or 33" high (33)

N no base

For 35" high (35), 42" high (42), 46" high (46), 53" high (53), 57" high (57), or 68" high (68)

A open base, tapered foot
B base cover/to-the-floor tile

Step 5. Surface Material

P painted

Prices for Steps 1-5.

		AP	NP	BP
FT123. 1	11	—	\$40	—
	15	—	\$42	—
	22	—	\$48	—
	26	—	\$50	—
	33	—	\$55	—
	35	\$37	—	39
	42	\$39	—	42
	46	\$42	—	45
	53	\$45	—	47
	57	\$47	—	50
	68	\$53	—	55
2	11	—	\$48	—
	15	—	\$50	—
	22	—	\$55	—
	26	—	\$57	—
	33	—	\$61	—
	35	\$50	—	53
	42	\$54	—	56
	46	\$56	—	58
	53	\$59	—	61
	57	\$61	—	63
	68	\$67	—	69
3	11	—	\$67	—
	15	—	\$70	—
	22	—	\$73	—
	26	—	\$76	—
	33	—	\$79	—

Step 6. Surface Finish

For painted (P)

Sand Texture Paint

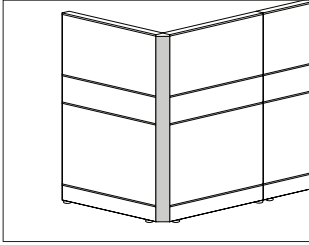
91	white	+\$0
BK	black	+\$0
CL	cool grey neutral	+\$0
G1	graphite	+\$0
WN	warm grey neutral	+\$0

Metallic Paint

CN	metallic champagne	+\$0
EH	metallic bronze	+\$0
MS	metallic silver	+\$0

120° Connector Cover

FT133.



Canvas Office Landscape® Walls

Specification Information

Step 1.

FT133.

Step 2. Configuration

- 1** 1 side covered
- 2** 2 sides covered

Step 3. Height

For 1 side covered (1)

- 35** 35" high
- 46** 46" high

For 2 sides covered (2)

- 11** 11" high

Step 4. Base Option

For 11" high (11)

- N** no base

For 35" high (35) or 46" high (46)

- A** open base, tapered foot

Step 5. Surface Material

- P** painted

Prices for Steps 1-5.

		AP	NP
FT133.	1 35	\$66	—
	46	\$79	—
	2 11	—	\$81

Step 6. Surface Finish

For painted (P)

Sand Texture Paint

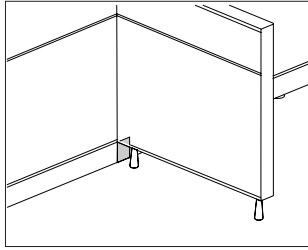
8Q	folkstone grey	+\$0
91	white	+\$0
98	studio white	+\$0
BK	black	+\$0
CL	cool grey neutral	+\$0
G1	graphite	+\$0
WL	sandstone	+\$0
WN	warm grey neutral	+\$0

Metallic Paint

MS metallic silver +\$0

Connector Base Filler

FT165.



Specification Information

Step 1.

FT165.

Step 2. Usage

- C** for use between 2 base covers
- E** for use between base cover and connector cover

Prices for Steps 1-2.

FT165. C	\$39
E	\$39

Step 3. Finish

Sand Texture Paint

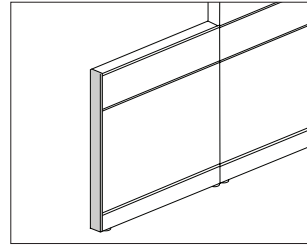
8Q	folkstone grey	+\$0
91	white	+\$0
98	studio white	+\$0
BK	black	+\$0
CL	cool grey neutral	+\$0
G1	graphite	+\$0
WL	sandstone	+\$0
WN	warm grey neutral	+\$0

Metallic Paint

CN	metallic champagne	+\$0
EH	metallic bronze	+\$0
MS	metallic silver	+\$0

Finished End

FT160.



Specification Information

Step 1.

FT160.

Step 2. Height

35	35" high
42	42" high
46	46" high
53	53" high
57	57" high
68	68" high

Step 3. Base Option

- A** open base, tapered foot
- B** base cover/to-the-floor tile

Step 4. Surface Material

- P** painted

Prices for Steps 1-4.

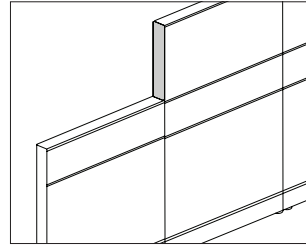
	P
FT160. 35 A	\$50
B	\$56
42 A	\$54
B	\$59
46 A	\$56
B	\$61
53 A	\$59
B	\$64
57 A	\$61
B	\$66
68 A	\$66
B	\$71

Step 5. Surface Finish

Metallic Paint

CN	metallic champagne	+\$0
EH	metallic bronze	+\$0
MS	metallic silver	+\$0

Sand Texture Paint		
8Q	folkstone grey	+\$0
91	white	+\$0
98	studio white	+\$0
BK	black	+\$0
CL	cool grey neutral	+\$0
G1	graphite	+\$0
WL	sandstone	+\$0
WN	warm grey neutral	+\$0



Specification Information

Step 1.

FT161.

Step 2. Height

11	11" high
15	15" high (for use with 42" or 53" high frames)
22	22" high
26	26" high (for use with 42" or 53" high frames)
33	33" high

Step 3. Type

A	standard, no cable routing
----------	----------------------------

Step 4. Surface Material

P	painted
----------	---------

Prices for Steps 1-4.

	P
FT161. 11 A	\$45
15 A	\$47
22 A	\$50
26 A	\$53
33 A	\$56

Step 5. Surface Finish

Metallic Paint

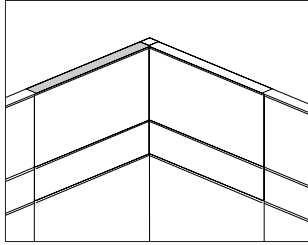
CN	metallic champagne	+\$0
EH	metallic bronze	+\$0
MS	metallic silver	+\$0

Sand Texture Paint

8Q	folkstone grey	+\$0
91	white	+\$0
98	studio white	+\$0
BK	black	+\$0
CL	cool grey neutral	+\$0
G1	graphite	+\$0
WL	sandstone	+\$0
WN	warm grey neutral	+\$0

Frame Top Cap

FT112.



Specification Information

Step 1.

FT112.

Step 2. Width

24	24" wide
30	30" wide
36	36" wide
42	42" wide
48	48" wide

Step 3. Type

A standard

Step 4. Surface Material

P painted

Prices for Steps 1-4.

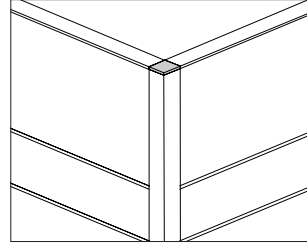
	P
FT112. 24 A	\$30
30 A	\$33
36 A	\$37
42 A	\$41
48 A	\$44

Step 5. Surface Finish

CN	metallic champagne	+\$0
EH	metallic bronze	+\$0
MS	metallic silver	+\$0
8Q	folkstone grey	+\$0
91	white	+\$0
98	studio white	+\$0
BK	black	+\$0
CL	cool grey neutral	+\$0
G1	graphite	+\$0
WL	sandstone	+\$0
WN	warm grey neutral	+\$0

90° Connector Top Cap

FT126.



Specification Information

Step 1.

FT126.

Step 2. Configuration

1A	for 1 frame top cap
2A	for 2 frame top caps, 90°
2B	for 2 frame top caps, 180°
3A	for 3 frame top caps
4A	for 4 frame top caps

Step 3. Surface Material

P painted

Prices for Steps 1-3.

	P
FT126. 1A	\$32
2A	\$32
2B	\$32
3A	\$32
4A	\$32

Step 4. Surface Finish

Metallic Paint

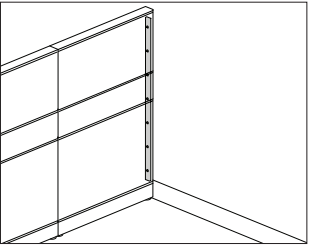
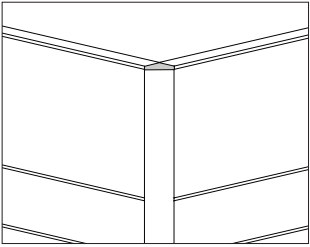
CN	metallic champagne	+\$0
EH	metallic bronze	+\$0
MS	metallic silver	+\$0

120° Connector Top Cap

FT136.

Wall Start

FT190.



Specification Information

Step 1.
FT136.

Step 2. Configuration

- 1** connects into 1 frame top cap
- 2** connects into 2 frame top caps
- 3** connects into 3 frame top caps

Step 3. Surface Material

For connects into 1 frame top cap (1) or connects into 2 frame top caps (2)

P painted

For connects into 3 frame top caps (3)

P painted

Prices for Steps 1-3.

	P
FT136. 1	\$35
2	\$35
3	\$35

Step 4. Surface Finish

Metallic Paint

- EH** metallic bronze +\$0
- MS** metallic silver +\$0

Specification Information

Step 1.
FT190.

Step 2. Height

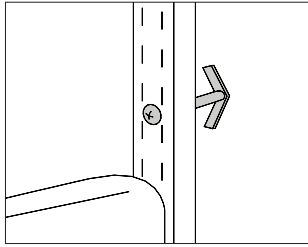
- 35** 35" high
- 42** 42" high
- 46** 46" high
- 57** 57" high
- 68** 68" high

Prices for Steps 1-2.

FT190. 35	\$64
42	\$67
46	\$70
57	\$75
68	\$81

Wall Fastener

X1192.



Specification Information

Step 1.

X1192.

Step 2. Size

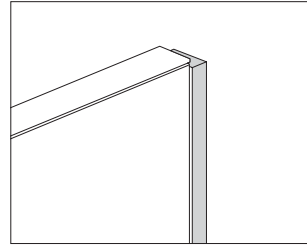
- | | |
|----------|-------------------------------|
| 1 | no. 10, 1½" sheet metal screw |
| 2 | no. 10, 3" sheet metal screw |
| 3 | no. 10, 3" machine screw |

Prices for Steps 1-2.

X1192. 1	\$34
2	\$34
3	\$58

Wall Start Filler

FT920.



Specification Information

Step 1.

FT920.

Step 2. Height

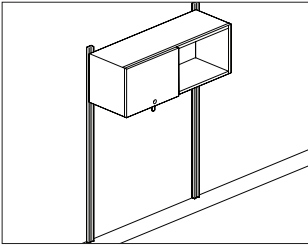
- | | |
|-----------|----------|
| 35 | 35" high |
| 42 | 42" high |
| 46 | 46" high |
| 57 | 57" high |
| 68 | 68" high |

Prices for Steps 1-2.

FT920. 35	\$139
42	\$145
46	\$151
57	\$174
68	\$180

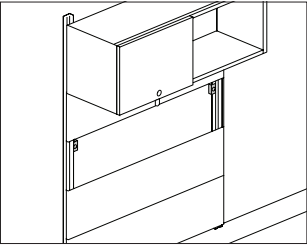
Wall Strip

FT191.



Tile Adapters, Wall Strip

FT192.



Specification Information

Step 1.
FT191.

Step 2. Height

46	46" high
68	68" high

Prices for Steps 1-2.

FT191. 46	\$62
68	\$71

Step 3. Finish

BU	black umber	+\$0
-----------	-------------	------

Specification Information

Step 1.
FT192.

Step 2. Tile Height

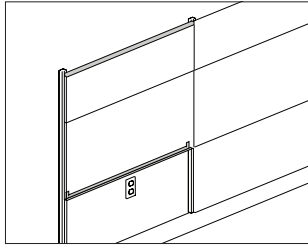
11	11" high
19	19" high
22	22" high
30	30" high
33	33" high

Prices for Steps 1-2.

FT192. 11	\$24
19	\$45
22	\$24
30	\$66
33	\$45

Tile Trim, Wall Strip

FT167.



Specification Information

Step 1.

FT167.

Step 2. Width

24	24" wide
30	30" wide
36	36" wide
42	42" wide
48	48" wide

Step 3. Application

A	top/mid-level lower tile trim
B	top/base-level lower tile trim

Prices for Steps 1-3.

	A	B
FT167. 24	\$119	50
30	\$127	56
36	\$133	59
42	\$138	61
48	\$147	65

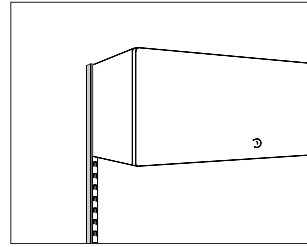
Step 4. Finish

Sand Texture Paint

8Q	folkstone grey	+\$0
91	white	+\$0
98	studio white	+\$0
BK	black	+\$0
CL	cool grey neutral	+\$0
LU	soft white	+\$0
MT	medium tone	+\$0
WL	sandstone	+\$0
WN	warm grey neutral	+\$0

Vertical Trim, Wall Strip

FT197.



Specification Information

Step 1.

FT197.

Step 2. Height

46A	46" high
68A	68" high

Prices for Steps 1-2.

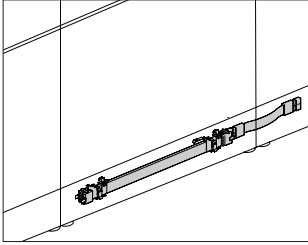
FT197. 46A	\$65
68A	\$81

Step 3. Finish

91	white	+\$0
CL	cool grey neutral	+\$0
G1	graphite	+\$0
WN	warm grey neutral	+\$0
8Q	folkstone grey	+\$0
98	studio white	+\$0
WL	sandstone	+\$0

Base Power Harness

FT150.



Specification Information

Step 1.

FT150.

Step 2. Width

24	24" wide
30	30" wide
36	36" wide
42	42" wide
48	48" wide

Prices for Steps 1-2.

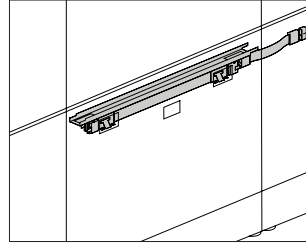
FT150. 24	\$130
30	\$135
36	\$140
42	\$147
48	\$156

Step 3. Wiring Type

LZ	PVC-free	+\$0
-----------	----------	------

Power Harness, Lower Power/ Data Tile

FT152.



Specification Information

Step 1.

FT152.

Step 2. Width

24	24" wide
30	30" wide
36	36" wide
42	42" wide
48	48" wide

Prices for Steps 1-2.

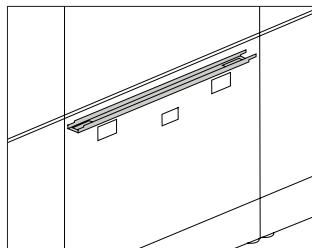
FT152. 24	\$177
30	\$185
36	\$190
42	\$195
48	\$200

Step 3. Wiring Type

LZ	PVC-free	+\$0
-----------	----------	------

Hardwire Mounting Kit

FT157.



Specification Information

Step 1.

FT157.

Step 2. Width

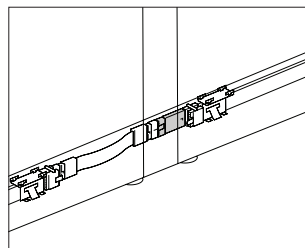
24	24" wide
30	30" wide
36	36" wide
42	42" wide
48	48" wide

Prices for Steps 1-2.

FT157. 24	\$34
30	\$36
36	\$39
42	\$42
48	\$44

Power Harness Extender

FT151.



Specification Information

Step 1.

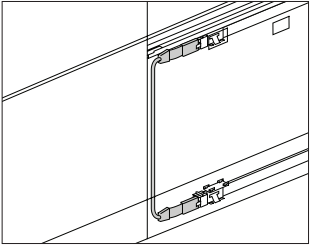
FT151.

\$30

Canvas Office Landscape® Walls

Power Jumper

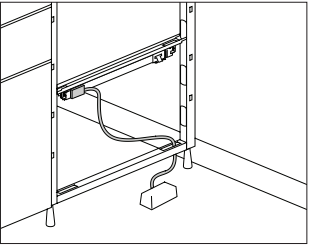
FT154.



Specification Information		
Step 1.		
FT154.		
Step 2. Length		
2	36" long	
3	47" long	
4	58" long	
Prices for Steps 1-2.		
FT154. 2		\$103
3		\$117
4		\$130
Step 3. Wiring Type		
LZ	PVC-free	+\$0

Power Entry, Internal Direct Connect, 4 Circuit

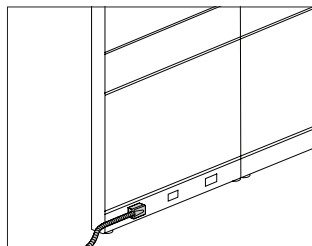
FT144.



Specification Information		
Step 1.		
FT144.		
Step 2. Length		
06	6' long	
12	12' long	
Prices for Steps 1-2.		
FT144. 06		\$205
12		\$284
Step 3. Wiring Type		
LZ	PVC-free	+\$0

Power Entry, External Direct Connect

FT140.



Specification Information

Step 1.

FT140.

Step 2. Length

06 6' long

12 12' long

Prices for Steps 1-2.

FT140. 06 \$180

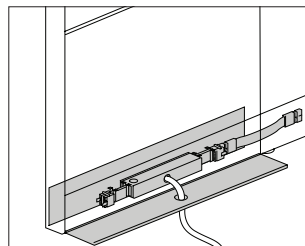
12 \$242

Step 3. Wiring Type

LZ PVC-free +\$0

Power Entry, New York City

FT141.



Specification Information

Step 1.

FT141.

Step 2. Width

30 30" wide

36 36" wide

42 42" wide

48 48" wide

Step 3. Usage

A use with open base

B use with base covers

Prices for Steps 1-3.

	A	B
FT141. 30	\$586	607
36	\$607	626
42	\$650	674
48	\$694	717

Step 4. Wiring Type

LZ PVC-free +\$0

Step 5. Base Finish

For use with base covers (B)

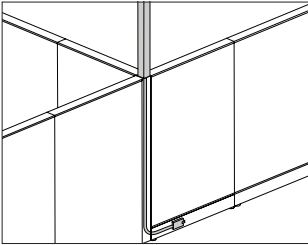
Sand Texture Paint

8Q	folkstone grey	+\$0
91	white	+\$0
98	studio white	+\$0
CL	cool grey neutral	+\$0
G1	graphite	+\$0
WL	sandstone	+\$0
WN	warm grey neutral	+\$0

Metallic Paint

CN	metallic champagne	+\$0
EH	metallic bronze	+\$0
MS	metallic silver	+\$0

Ceiling Power Entry, Connector FT143.



Specification Information
Step 1.
FT143.

Step 2. Frame Height	
46	46" high
57	57" high
68	68" high

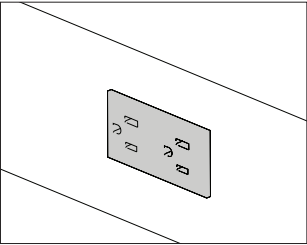
Step 3. Power	
E	4-circuit power connects in base

Prices for Steps 1-3.	
	E
FT143. 46	\$1018
57	\$966
68	\$911

Step 4. Wiring Type	
LZ	PVC-free +\$0

Step 5. Finish	
Metallic Paint	
CN	metallic champagne +\$0
EH	metallic bronze +\$0
MS	metallic silver +\$0

Receptacle, 15 Amp (package of 6) FT155.



Specification Information
Step 1.
FT155.

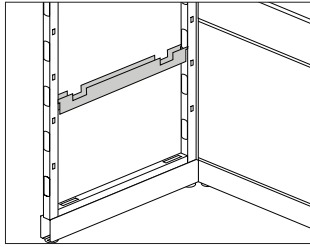
Step 2. Type	
A	duplex, circuit a
B	duplex, circuit b
C	duplex, circuit c
DN	duplex, circuit d
D	duplex, circuit d, isolated ground

Prices for Steps 1-2.	
FT155. A	\$187
B	\$187
C	\$187
DN	\$187
D	\$187

Step 3. Finish	
Sand Texture Paint	
8Q	folkstone grey +\$0
91	white +\$0
98	studio white +\$0
BK	black +\$0
CL	cool grey neutral +\$0
G1	graphite +\$0
WL	sandstone +\$0
WN	warm grey neutral +\$0

Cable Tray

FT193.



Specification Information

Step 1.

FT193.

Step 2. Width

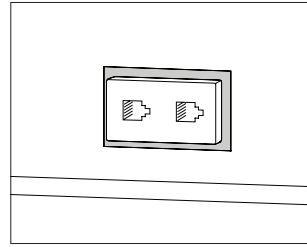
24	24" wide
30	30" wide
36	36" wide
42	42" wide
48	48" wide

Prices for Steps 1-2.

FT193. 24	\$50
30	\$53
36	\$56
42	\$59
48	\$62

Communication Port Faceplate Reducer

G1189.



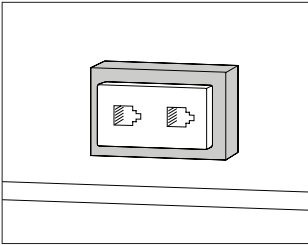
Specification Information

Step 1.

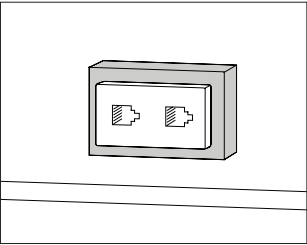
G1189.A

\$54

Communication Port Faceplate
Extender G1189.



Communication Faceplate
Extender X1313.

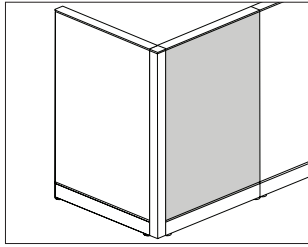


Specification Information		
Step 1.		
G1189.B		\$70
Step 2. Surface Finish		
8Q	folkstone grey	+\$0
BU	black umber	+\$0
CL	cool grey neutral	+\$0
HF	inner tone light	+\$0
MT	medium tone	+\$0
WL	sandstone	+\$0
WN	warm grey neutral	+\$0

Specification Information		
Step 1.		
X1313.		\$61
Step 2. Finish		
BK	black	+\$0
91	white	+\$0
CL	cool grey neutral	+\$0
WN	warm grey neutral	+\$0

Full-Height Tile

FT180.



Specification Information

Step 1.

FT180.

Step 2. Height

37	37" high
41	41" high
48	48" high
52	52" high
63	63" high

Step 3. Width

24	24" wide
30	30" wide
36	36" wide
42	42" wide
48	48" wide

Step 4. Surface Material

For 37" high (37) or 41" high (41)

T tackable fabric

For 48" high (48), 52" high (52), or 63" high (63)

T tackable fabric

Prices for Steps 1-4.

	T
FT180. 37 24	\$140
30	\$148
36	\$182
42	\$194
48	\$203
41 24	\$146
30	\$160
36	\$195
42	\$207
48	\$220
48 24	\$148
30	\$164
36	\$205
42	\$217
48	\$229

52 24	\$168
30	\$184
36	\$231
42	\$242
48	\$261
63 24	\$188
30	\$207
36	\$263
42	\$282
48	\$300

Step 5. Horizontal Bead Finish

8Q	folkstone grey	+\$0
91	white	+\$0
BK	black	+\$0
CL	cool grey neutral	+\$0
LU	soft white	+\$0
MT	medium tone	+\$0
WL	sandstone	+\$0
WN	warm grey neutral	+\$0

Step 6. Fabric

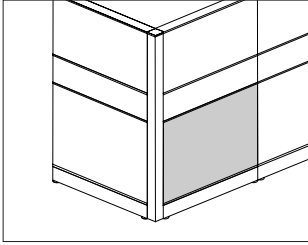
See application chart and textiles list for fabric usage and numbers.

First 2 digits of number indicate fabric line; remaining digit(s) indicate fabric color.

	37T	41T	48T	52T	63T
Price Category 1	+\$0	0	0	0	0
Price Category 2	+\$22	25	27	31	37
Price Category 3	+\$39	42	46	51	59
Price Category 4	+\$60	66	74	82	97

Lower Tile

FT170.



Specification Information

Step 1.

FT170.

Step 2. Height

11	11" high
19	19" high
30	30" high

Step 3. Width

24	24" wide
30	30" wide
36	36" wide
42	42" wide
48	48" wide

Step 4. Surface Material

P	painted
T	tackable fabric

Prices for Steps 1-4.

	P	T
FT170. 11 24	\$55	76
30	\$58	82
36	\$61	89
42	\$64	96
48	\$67	100
19 24	\$75	103
30	\$80	114
36	\$85	122
42	\$91	132
48	\$96	141
30 24	\$98	138
30	\$104	145
36	\$113	158
42	\$119	166
48	\$126	176

Step 5. Surface Finish

For painted (P)

Metallic Paint

CN	metallic champagne	+\$0
EH	metallic bronze	+\$0
MS	metallic silver	+\$0

Step 6. Horizontal Bead Finish

8Q	folkstone grey	+\$0
91	white	+\$0
BK	black	+\$0
CL	cool grey neutral	+\$0
LU	soft white	+\$0
MT	medium tone	+\$0
WL	sandstone	+\$0
WN	warm grey neutral	+\$0

Step 7. Surface Finish

See application chart and textiles list for fabric usage and numbers.

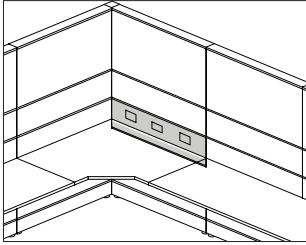
First 2 digits of number indicate fabric line; remaining digit(s) indicate fabric color.

For tackable fabric (T)

	11	19	30
Price Category 1	+\$0	0	0
Price Category 2	+\$7	13	19
Price Category 3	+\$13	21	33
Price Category 4	+\$18	33	51

Lower Power/Data Tile

FT171.
FT172.



Specification Information

Step 1.

FT17

Step 2. Surface Material

1. painted
2. fabric

Step 3. Height

- | | |
|-----------|----------|
| 11 | 11" high |
| 19 | 19" high |
| 30 | 30" high |

Step 4. Width

- | | |
|-----------|----------|
| 24 | 24" wide |
| 30 | 30" wide |
| 36 | 36" wide |
| 42 | 42" wide |
| 48 | 48" wide |

Step 5. Cutout Location

For painted (1.) with 11" high (11)

- | | |
|----------|--|
| A | power/data cutouts above work surface |
| B | power/data cutouts above work surface (meets Chicago electrical code requirements) |

For painted (1.) with 19" high (19)

- | | |
|----------|---------------------------------------|
| C | power/data cutouts below work surface |
|----------|---------------------------------------|

For fabric (2.) with 11" high (11)

- | | |
|----------|---------------------------------------|
| A | power/data cutouts above work surface |
|----------|---------------------------------------|

For fabric (2.) with 19" high (19)

- | | |
|----------|---------------------------------------|
| C | power/data cutouts below work surface |
|----------|---------------------------------------|

For painted (1.) with 30" high (30)

- | | |
|----------|--|
| A | power/data cutouts above work surface |
| B | power/data cutouts above work surface (meets Chicago electrical code requirements) |
| C | power/data cutouts below work surface |

For fabric (2.) with 30" high (30)

- | | |
|----------|---------------------------------------|
| A | power/data cutouts above work surface |
| C | power/data cutouts below work surface |

Prices for Steps 1-5.

	A	B	C
FT171. 11 24	\$92	92	—
30	\$95	95	—
36	\$98	98	—
42	\$101	101	—
48	\$104	104	—
19 24	—	—	\$108
30	—	—	\$114
36	—	—	\$119
42	—	—	\$125
48	—	—	\$130
30 24	\$134	134	134
30	\$140	140	140
36	\$147	147	147
42	\$155	155	155
48	\$161	161	161

	A	B	C
FT172. 11 24	\$115	—	—
30	\$119	—	—
36	\$123	—	—
42	\$126	—	—
48	\$129	—	—
19 24	—	—	\$137
30	—	—	\$142
36	—	—	\$147
42	—	—	\$152
48	—	—	\$160
30 24	\$161	—	161
30	\$169	—	169
36	\$184	—	184
42	\$193	—	193
48	\$202	—	202

Step 6. Surface Finish

For painted (1.)

Metallic Paint

CN	metallic champagne	+\$0
EH	metallic bronze	+\$0
MS	metallic silver	+\$0

Step 7. Horizontal Bead Finish

BK	black	+\$0
8Q	folkstone grey	+\$0
91	white	+\$0
98	studio white	+\$0
CL	cool grey neutral	+\$0
LU	soft white	+\$0
MT	medium tone	+\$0
WL	sandstone	+\$0
WN	warm grey neutral	+\$0
MS	metallic silver	+\$0

Step 8. Receptacle Trim Finish

8Q	folkstone grey	+\$0
98	studio white	+\$0
BK	black	+\$0
WL	sandstone	+\$0
91	white	+\$0
CL	cool grey neutral	+\$0
WN	warm grey neutral	+\$0

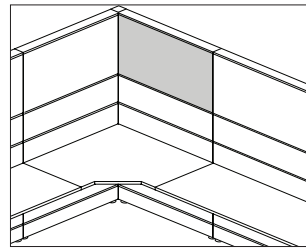
Step 9. Surface Finish

See application chart and textiles list for fabric usage and numbers.

First 2 digits of number indicate fabric line; remaining digit(s) indicate fabric color.

For fabric (2.)

	11	19	30
Price Category 1	+\$0	0	0
Price Category 2	+\$7	13	19
Price Category 3	+\$13	21	33
Price Category 4	+\$18	33	51



Specification Information

Step 1.

FT181.

Step 2. Height

07	7" high (for 42" and 53" high frames only)
11	11" high
18	18" high (for 53" high frames only)
22	22" high
33	33" high

Step 3. Width

24	24" wide
30	30" wide
36	36" wide
42	42" wide
48	48" wide

Step 4. Surface Material

For 7" high (for 42" and 53" high frames only) (07)

P	painted
T	tackable fabric
L	laminate

For 11" high (11), 18" high (for 53" high frames only) (18), 22" high (22), or 33" high (33)

T	tackable fabric
M	marker board

Prices for Steps 1-4.

	P	T	M	L
FT181. 07 24	\$46	66	—	205
30	\$48	72	—	218
36	\$52	76	—	230
42	\$55	80	—	241
48	\$59	85	—	254
11 24	—	\$76	131	—
30	—	\$82	143	—
36	—	\$89	158	—
42	—	\$96	172	—
48	—	\$100	190	—
18 24	—	\$103	172	—
30	—	\$114	190	—
36	—	\$122	207	—
42	—	\$132	230	—
48	—	\$141	251	—

22 24	—	\$103	172	—
30	—	\$114	190	—
36	—	\$122	207	—
42	—	\$132	230	—
48	—	\$141	251	—
33 24	—	\$140	221	—
30	—	\$150	242	—
36	—	\$162	266	—
42	—	\$173	293	—
48	—	\$184	322	—

Step 5. Surface Finish

Sand Texture Paint

For painted (P)

91	white	+\$0
BK	black	+\$0
CL	cool grey neutral	+\$0
G1	graphite	+\$0
WN	warm grey neutral	+\$0

Metallic Paint

For painted (P)

CN	metallic champagne	+\$0
EH	metallic bronze	+\$0
MS	metallic silver	+\$0

For laminate (L)

LU	soft white	+\$0
-----------	------------	------

Step 6. Horizontal Bead Finish

8Q	folkstone grey	+\$0
91	white	+\$0
98	studio white	+\$0
BK	black	+\$0
CL	cool grey neutral	+\$0
EH	metallic bronze	+\$0
MT	medium tone	+\$0
WL	sandstone	+\$0
WN	warm grey neutral	+\$0

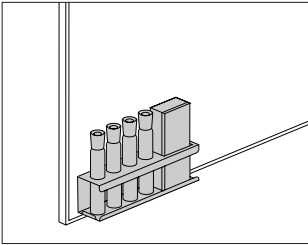
Step 7. Surface Finish

For tackable fabric (T)

	07	11	18	22	33
Price Category 1	+\$0	0	0	0	0
Price Category 2	+\$4	7	13	13	19
Price Category 3	+\$8	13	21	21	33
Price Category 4	+\$11	18	33	33	51

Marker/Eraser Holder

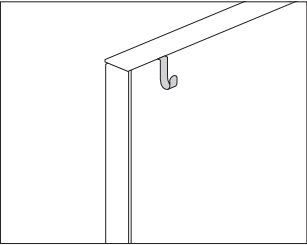
Y7231.



Specification Information		
Step 1.		
Y7231.		\$136
Step 2. Finish		
91	white	+\$0
BK	black	+\$0
MS	metallic silver	+\$0

Coat Hook

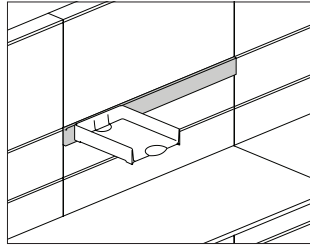
FT490.



Specification Information		
Step 1.		
FT490.		
Step 2. Type		
S	for standard top cap	
Prices for Steps 1-2.		
FT490. S		\$113
Step 3. Finish		
Sand Texture Paint		
8Q	folkstone grey	+\$0
91	white	+\$0
98	studio white	+\$0
BK	black	+\$0
CL	cool grey neutral	+\$0
G1	graphite	+\$0
WL	sandstone	+\$0
WN	warm grey neutral	+\$0
Metallic Paint		
CN	metallic champagne	+\$0
EH	metallic bronze	+\$0
MS	metallic silver	+\$0

Tool Bar

FT900.



Specification Information

Step 1.

FT900.

Step 2. Width

24	24" wide
30	30" wide
36	36" wide
42	42" wide
48	48" wide

Prices for Steps 1-2.

FT900. 24	\$67
30	\$79
36	\$89
42	\$99
48	\$105

Step 3. Finish

Metallic Paint

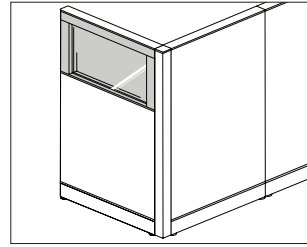
CN	metallic champagne	+\$0
EH	metallic bronze	+\$0
MS	metallic silver	+\$0

Sand Texture Paint

8Q	folkstone grey	+\$0
91	white	+\$0
98	studio white	+\$0
BK	black	+\$0
CL	cool grey neutral	+\$0
G1	graphite	+\$0
LU	soft white	+\$0
WL	sandstone	+\$0
WN	warm grey neutral	+\$0

Upper Window Tile

FT183.



Specification Information

Step 1.

FT183.

Step 2. Height

22	22" high
-----------	----------

Step 3. Width

24	24" wide
30	30" wide
36	36" wide
42	42" wide
48	48" wide

Prices for Steps 1-3.

	24	30	36	42	48
FT183. 22	\$323	350	377	404	432

Step 4. Frame Finish

Metallic Paint

CN	metallic champagne	+\$0
EH	metallic bronze	+\$0
MS	metallic silver	+\$0

Step 5. Glass Finish

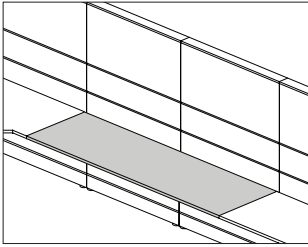
TR	clear	+\$0
-----------	-------	------

Step 6. Horizontal Bead Finish

BK	black	+\$0
8Q	folkstone grey	+\$0
91	white	+\$0
98	studio white	+\$0
CL	cool grey neutral	+\$0
LU	soft white	+\$0
MT	medium tone	+\$0
WL	sandstone	+\$0
WN	warm grey neutral	+\$0

Rectangular Surface

FTS10.



Specification Information

Step 1.

FT

Step 2. Edge

S10. squared-edge

Step 3. Depth

20 20" deep
24 24" deep
30 30" deep

Step 4. Width

24 24" wide
30 30" wide
36 36" wide
42 42" wide
48 48" wide
54 54" wide
60 60" wide
66 66" wide
72 72" wide
84 84" wide
90 90" wide
96 96" wide

Step 5. Surface Material

L laminate top/thermoplastic edge

Step 6. Attachment Bracket

For 20" deep (20) with 24" wide (24), 30" wide (30), 66" wide (66), 72" wide (72), 84" wide (84), 90" wide (90), or 96" wide (96)

F Canvas frame attached surface

For 20" deep (20) with 36" wide (36), 42" wide (42), 48" wide (48), 54" wide (54), or 60" wide (60)

D surface attachment bracket

F Canvas frame attached surface

For 24" deep (24) or 30" deep (30) with 24" wide (24) or 30" wide (30)

F Canvas frame attached surface

S no brackets, for freestanding or use with low credenza

For 24" deep (24) or 30" deep (30) with 36" wide (36), 42" wide (42), 48" wide (48), or 54" wide (54)

D surface attachment bracket

F Canvas frame attached surface

S no brackets, for freestanding or use with low credenza

For 24" deep (24) or 30" deep (30) with 60" wide (60)

D surface attachment bracket

F Canvas frame attached surface

S no brackets, for freestanding or use with low credenza

For 24" deep (24) or 30" deep (30) with 66" wide (66), 72" wide (72), 84" wide (84), 90" wide (90), or 96" wide (96)

F Canvas frame attached surface

S no brackets, for freestanding or use with low credenza

Prices for Steps 1-6.

		LD	LF	LS
FTS10.	20 24	—	\$189	—
	30	—	\$212	—
	36	\$230	240	—
	42	\$254	266	—
	48	\$281	292	—
	54	\$333	343	—
	60	\$374	385	—
	66	—	\$428	—
	72	—	\$460	—
	84	—	\$559	—
	90	—	\$575	—
	96	—	\$600	—
	24 24	—	\$189	144
	30	—	\$212	169
	36	\$230	240	195
	42	\$254	266	221
	48	\$281	292	248
	54	\$333	343	299
	60	\$374	385	330
	66	—	\$428	374
	72	—	\$460	406
	84	—	\$559	516
	90	—	\$575	522
	96	—	\$600	524

Rectangular Surface *continued*

30 24	—	\$207	164
30	—	\$259	214
36	\$289	300	255
42	\$329	339	294
48	\$368	380	335
54	\$436	447	403
60	\$484	496	439
66	—	\$559	503
72	—	\$603	548
84	—	\$694	639
90	—	\$733	665
96	—	\$766	692

LBQ	white twill	+\$0
WL	sandstone	+\$0
WN	warm grey neutral	+\$0
HF	inner tone light	+\$0
HM	natural maple	+\$0
HP	light anigre	+\$0
HT	inner tone	+\$0
HX	aged cherry	+\$0
HY	walnut on cherry	+\$0
LU	soft white	+\$0
OG	honey maple	+\$0

Step 7. Top Finish

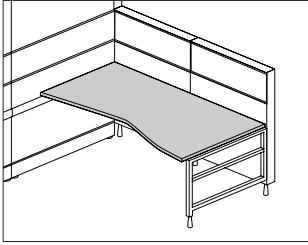
8Q	folkstone grey	+\$0
91	white	+\$0
WL	sandstone	+\$0
WN	warm grey neutral	+\$0
76	light brown walnut	+\$0
HM	natural maple	+\$0
HX	aged cherry	+\$0

Step 8. Edge Finish

76	light brown walnut	+\$0
8Q	folkstone grey	+\$0
91	white	+\$0
98	studio white	+\$0
CL	cool grey neutral	+\$0
LA	light ash	+\$0
LBA	clear on ash	+\$0
LBR	phantom ecru	+\$0
LBS	phantom cocoa	+\$0
LBU	medium matte walnut	+\$0
LBV	warm grey teak	+\$0
LBB	oak on ash	+\$0
LBC	walnut on ash	+\$0
LBD	dark brown walnut	+\$0
LBE	medium red walnut	+\$0
LBF	neutral twill	+\$0
LBG	sarum twill	+\$0
LBH	earthen twill	+\$0
LBJ	graphite twill	+\$0
LBK	pewter mesh	+\$0
LBL	steel mesh	+\$0
LBM	crisp linen	+\$0
LBN	classic linen	+\$0
LBP	casual linen	+\$0

Concave Rectangular Surface

FTS11.

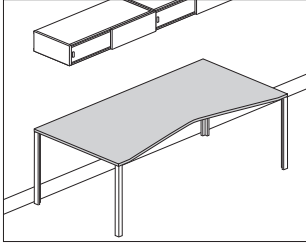


Specification Information		
Step 1.		
FT		
Step 2. Edge		
S11. squared-edge		
Step 3. Depth		
3L	36" deep left	
3R	36" deep right	
Step 4. Width		
72	72" wide	
84	84" wide	
96	96" wide	
Step 5. Surface Material		
L	laminate top/thermoplastic edge	
Step 6. Attachment		
F	Canvas frame attached surface	
Prices for Steps 1-6.		
		LF
FTS11. 3L 72		\$919
84		\$1039
96		\$1152
3R 72		\$919
84		\$1039
96		\$1152
Step 7. Top Finish		
8Q	folkstone grey	+\$0
91	white	+\$0
WL	sandstone	+\$0
WN	warm grey neutral	+\$0
76	light brown walnut	+\$0
HM	natural maple	+\$0
HX	aged cherry	+\$0
Step 8. Edge Finish		
76	light brown walnut	+\$0
8Q	folkstone grey	+\$0
91	white	+\$0
98	studio white	+\$0
CL	cool grey neutral	+\$0
LA	light ash	+\$0

LBA	clear on ash	+\$0
LBR	phantom ecru	+\$0
LBS	phantom cocoa	+\$0
LBU	medium matte walnut	+\$0
LBV	warm grey teak	+\$0
LBB	oak on ash	+\$0
LBC	walnut on ash	+\$0
LBD	dark brown walnut	+\$0
LBE	medium red walnut	+\$0
LBF	neutral twill	+\$0
LBG	sarum twill	+\$0
LBH	earthen twill	+\$0
LBJ	graphite twill	+\$0
LBK	pewter mesh	+\$0
LBL	steel mesh	+\$0
LBM	crisp linen	+\$0
LBN	classic linen	+\$0
LBP	casual linen	+\$0
LBQ	white twill	+\$0
WL	sandstone	+\$0
WN	warm grey neutral	+\$0
HF	inner tone light	+\$0
HM	natural maple	+\$0
HP	light anigre	+\$0
HT	inner tone	+\$0
HX	aged cherry	+\$0
HY	walnut on cherry	+\$0
LU	soft white	+\$0
OG	honey maple	+\$0

Bowtie Rectangular Surface

FTS18.



Specification Information

Step 1.

FT

Step 2. Edge

S18. squared-edge

Step 3. Depth

36 36" deep

Step 4. Width

72 72" wide**84** 84" wide**96** 96" wide

Step 5. Surface Material

*For squared-edge (S18.) with 72" wide (72)***L** laminate top/thermoplastic edge*For squared-edge (S18.) with 84" wide (84) or 96" wide (96)***L** laminate top/thermoplastic edge

Step 6. Attachment

S no brackets, for free standing or use with low credenza

Prices for Steps 1-6.

	LS
FTS18. 36 72	\$856
84	\$985
96	\$1099

Step 7. Top Finish

8Q	folkstone grey	+\$0
91	white	+\$0
WL	sandstone	+\$0
WN	warm grey neutral	+\$0
76	light brown walnut	+\$0
HM	natural maple	+\$0
HX	aged cherry	+\$0

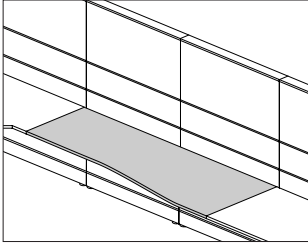
Step 8. Edge Finish

76	light brown walnut	+\$0
8Q	folkstone grey	+\$0
91	white	+\$0
98	studio white	+\$0
CL	cool grey neutral	+\$0

LA	light ash	+\$0
LBA	clear on ash	+\$0
LBR	phantom ecru	+\$0
LBS	phantom cocoa	+\$0
LBU	medium matte walnut	+\$0
LBV	warm grey teak	+\$0
LBB	oak on ash	+\$0
LBC	walnut on ash	+\$0
LBD	dark brown walnut	+\$0
LBE	medium red walnut	+\$0
LBF	neutral twill	+\$0
LBG	sarum twill	+\$0
LBH	earthen twill	+\$0
LBJ	graphite twill	+\$0
LBK	pewter mesh	+\$0
LBL	steel mesh	+\$0
LBM	crisp linen	+\$0
LBN	classic linen	+\$0
LBP	casual linen	+\$0
LBQ	white twill	+\$0
WL	sandstone	+\$0
WN	warm grey neutral	+\$0
HF	inner tone light	+\$0
HM	natural maple	+\$0
HP	light anigre	+\$0
HT	inner tone	+\$0
HX	aged cherry	+\$0
HY	walnut on cherry	+\$0
LU	soft white	+\$0
OG	honey maple	+\$0

Curvilinear Surface

FTS12.

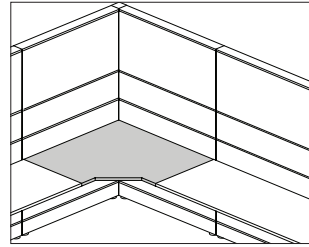


Specification Information				
Step 1.				
FT				
Step 2. Edge				
S12. squared-edge				
Step 3. Depth				
24	24" deep left, 30" deep right			
30	30" deep left, 24" deep right			
Step 4. Width				
36	36" wide			
42	42" wide			
48	48" wide			
60	60" wide			
72	72" wide			
Step 5. Surface Material				
L	laminate top/thermoplastic edge			
Step 6. Attachment				
For 36" wide (36) or 42" wide (42)				
F	Canvas frame attached surface			
For 48" wide (48), 60" wide (60), or 72" wide (72)				
F	Canvas frame attached surface			
S	no brackets, for free standing or use with low credenza			
Prices for Steps 1-6.				
			LF	LS
FTS12. 24 36			\$342	—
42			\$396	—
48			\$453	407
60			\$469	424
72			\$612	568
30 36			\$342	—
42			\$396	—
48			\$453	407
60			\$469	424
72			\$612	568
Step 7. Top Finish				
8Q	folkstone grey			+\$0
91	white			+\$0
98	studio white			+\$0

CL	cool grey neutral	+\$0
HF	inner tone light	+\$0
HT	inner tone	+\$0
LU	soft white	+\$0
WL	sandstone	+\$0
WN	warm grey neutral	+\$0
76	light brown walnut	+\$0
HM	natural maple	+\$0
HP	light anigre	+\$0
HX	aged cherry	+\$0
HY	walnut on cherry	+\$0
LA	light ash	+\$0
LBA	clear on ash	+\$0
LBR	phantom ecru	+\$0
LBS	phantom cocoa	+\$0
LBU	medium matte walnut	+\$0
LBV	warm grey teak	+\$0
LBB	oak on ash	+\$0
LBC	walnut on ash	+\$0
LBD	dark brown walnut	+\$0
LBE	medium red walnut	+\$0
OG	honey maple	+\$0
LBF	neutral twill	+\$0
LBG	sarum twill	+\$0
LBH	earthen twill	+\$0
LBJ	graphite twill	+\$0
LBQ	white twill	+\$0
LBK	pewter mesh	+\$0
LBL	steel mesh	+\$0
LBM	crisp linen	+\$0
LBN	classic linen	+\$0
LBP	casual linen	+\$0

Step 8. Edge Finish		
76	light brown walnut	+\$0
8Q	folkstone grey	+\$0
91	white	+\$0
98	studio white	+\$0
CL	cool grey neutral	+\$0
LA	light ash	+\$0
LBA	clear on ash	+\$0
LBR	phantom ecru	+\$0
LBS	phantom cocoa	+\$0
LBU	medium matte walnut	+\$0
LBV	warm grey teak	+\$0
LBB	oak on ash	+\$0
LBC	walnut on ash	+\$0

LBD	dark brown walnut	+\$0
LBE	medium red walnut	+\$0
LBF	neutral twill	+\$0
LBG	sarum twill	+\$0
LBH	earthen twill	+\$0
LBJ	graphite twill	+\$0
LBK	pewter mesh	+\$0
LBL	steel mesh	+\$0
LBM	crisp linen	+\$0
LBN	classic linen	+\$0
LBP	casual linen	+\$0
LBQ	white twill	+\$0
WL	sandstone	+\$0
WN	warm grey neutral	+\$0
HF	inner tone light	+\$0
HM	natural maple	+\$0
HP	light anigre	+\$0
HT	inner tone	+\$0
HX	aged cherry	+\$0
HY	walnut on cherry	+\$0
LU	soft white	+\$0
OG	honey maple	+\$0

**Specification Information**

Step 1.

FT

Step 2. Edge

S20. squared-edge

Step 3. Depth

24 24" deep**30** 30" deep

Step 4. Width

*For 24" deep (24)***36** 36" wide**42** 42" wide**48** 48" wide*For 30" deep (30)***42** 42" wide**48** 48" wide

Step 5. Surface Material

L laminate top/thermoplastic edge

Step 6. Attachment

F Canvas frame attached surface**S** for freestanding applications

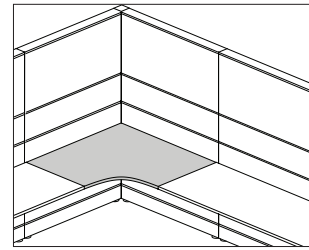
Prices for Steps 1-6.

	LF	LS
FTS20. 24 36	\$359	313
42	\$436	390
48	\$512	466
30 42	\$546	500
48	\$611	565

Step 7. Top Finish

8Q	folkstone grey	+\$0
91	white	+\$0
WL	sandstone	+\$0
WN	warm grey neutral	+\$0
76	light brown walnut	+\$0
HM	natural maple	+\$0
HX	aged cherry	+\$0

Step 8. Edge Finish		
76	light brown walnut	+\$0
8Q	folkstone grey	+\$0
91	white	+\$0
98	studio white	+\$0
CL	cool grey neutral	+\$0
LA	light ash	+\$0
LBA	clear on ash	+\$0
LBR	phantom ecru	+\$0
LBS	phantom cocoa	+\$0
LBU	medium matte walnut	+\$0
LBV	warm grey teak	+\$0
LBB	oak on ash	+\$0
LBC	walnut on ash	+\$0
LBD	dark brown walnut	+\$0
LBE	medium red walnut	+\$0
LBF	neutral twill	+\$0
LBG	sarum twill	+\$0
LBH	earthen twill	+\$0
LBJ	graphite twill	+\$0
LBK	pewter mesh	+\$0
LBL	steel mesh	+\$0
LBM	crisp linen	+\$0
LBN	classic linen	+\$0
LBP	casual linen	+\$0
LBQ	white twill	+\$0
WL	sandstone	+\$0
WN	warm grey neutral	+\$0
HF	inner tone light	+\$0
HM	natural maple	+\$0
HP	light anigre	+\$0
HT	inner tone	+\$0
HX	aged cherry	+\$0
HY	walnut on cherry	+\$0
LU	soft white	+\$0
OG	honey maple	+\$0



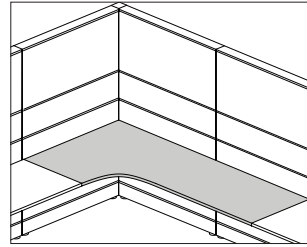
Specification Information		
Step 1.		
FT		
Step 2. Edge		
S21. squared-edge		
Step 3. Depth		
24	24" deep	
30	30" deep	
Step 4. Width		
<i>For 24" deep (24)</i>		
36	36" wide	
42	42" wide	
48	48" wide	
<i>For 30" deep (30)</i>		
42	42" wide	
48	48" wide	
Step 5. Surface Material		
L	lamine top/thermoplastic edge	
Step 6. Attachment		
F	Canvas frame attached surface	
S	for freestanding applications	
Prices for Steps 1-6.		
		LF LS
FTS21. 24 36		\$359 313
	42	\$436 390
	48	\$512 466
	30 42	\$546 500
	48	\$611 565
Step 7. Top Finish		
8Q	folkstone grey	+\$0
91	white	+\$0
WL	sandstone	+\$0
WN	warm grey neutral	+\$0
76	light brown walnut	+\$0
HM	natural maple	+\$0
HX	aged cherry	+\$0

Concave Corner Surface *continued*

Step 8. Edge Finish		
76	light brown walnut	+\$0
8Q	folkstone grey	+\$0
91	white	+\$0
98	studio white	+\$0
CL	cool grey neutral	+\$0
LA	light ash	+\$0
LBA	clear on ash	+\$0
LBR	phantom ecru	+\$0
LBS	phantom cocoa	+\$0
LBU	medium matte walnut	+\$0
LBV	warm grey teak	+\$0
LBB	oak on ash	+\$0
LBC	walnut on ash	+\$0
LBD	dark brown walnut	+\$0
LBE	medium red walnut	+\$0
LBF	neutral twill	+\$0
LBG	sarum twill	+\$0
LBH	earthen twill	+\$0
LBJ	graphite twill	+\$0
LBK	pewter mesh	+\$0
LBL	steel mesh	+\$0
LBM	crisp linen	+\$0
LBN	classic linen	+\$0
LBP	casual linen	+\$0
LBQ	white twill	+\$0
WL	sandstone	+\$0
WN	warm grey neutral	+\$0
HF	inner tone light	+\$0
HM	natural maple	+\$0
HP	light anigre	+\$0
HT	inner tone	+\$0
HX	aged cherry	+\$0
HY	walnut on cherry	+\$0
LU	soft white	+\$0
OG	honey maple	+\$0

Extended Corner Surface, Rectangular End

FTS22.
FTS23.



Specification Information

Step 1.

FT

Step 2. Edge

S22. squared-edge, 24" deep

S23. squared-edge, 30" deep

Step 3. Width

For squared-edge, 24" deep (S22.)

4260 42" wide left x 60" wide right

4266 42" wide left x 66" wide right

4272 42" wide left x 72" wide right

4860 48" wide left x 60" wide right

4866 48" wide left x 66" wide right

4872 48" wide left x 72" wide right

6042 60" wide left x 42" wide right

6048 60" wide left x 48" wide right

6642 66" wide left x 42" wide right

6648 66" wide left x 48" wide right

7242 72" wide left x 42" wide right

7248 72" wide left x 48" wide right

For squared-edge, 30" deep (S23.)

4860 48" wide left x 60" wide right

4866 48" wide left x 66" wide right

4872 48" wide left x 72" wide right

6048 60" wide left x 48" wide right

6648 66" wide left x 48" wide right

7248 72" wide left x 48" wide right

Step 4. Surface Material

For squared-edge, 24" deep (S22.)

L laminate top/thermoplastic edge

For squared-edge, 30" deep (S23.)

L laminate top/thermoplastic edge

Step 5. Attachment

F Canvas frame attached surface

S for freestanding applications

Prices for Steps 1-5.

	F	S
FTS22. 4260 L	\$784	739

Extended Corner Surface, Rectangular End *continued*

4266 L	\$832	786
4272 L	\$854	811
4860 L	\$832	786
4866 L	\$879	835
4872 L	\$901	857
6042 L	\$784	739
6048 L	\$832	786
6642 L	\$832	786
6648 L	\$879	835
7242 L	\$879	835
7248 L	\$927	882
	F	S
FTS23. 4860 L	\$930	885
4866 L	\$979	933
4872 L	\$996	953
6048 L	\$930	885
6648 L	\$979	933
7248 L	\$1025	981

Step 6. Top Finish

8Q	folkstone grey	+\$0
91	white	+\$0
WL	sandstone	+\$0
76	light brown walnut	+\$0
HM	natural maple	+\$0
HX	aged cherry	+\$0

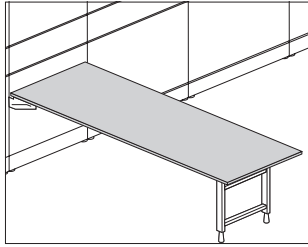
Step 7. Edge Finish

76	light brown walnut	+\$0
8Q	folkstone grey	+\$0
91	white	+\$0
98	studio white	+\$0
CL	cool grey neutral	+\$0
LA	light ash	+\$0
LBA	clear on ash	+\$0
LBR	phantom ecru	+\$0
LBS	phantom cocoa	+\$0
LBU	medium matte walnut	+\$0
LBV	warm grey teak	+\$0
LBB	oak on ash	+\$0
LBC	walnut on ash	+\$0
LBD	dark brown walnut	+\$0
LBE	medium red walnut	+\$0
LBF	neutral twill	+\$0
LBG	sarum twill	+\$0
LBH	earthen twill	+\$0

LBJ	graphite twill	+\$0
LBK	pewter mesh	+\$0
LBL	steel mesh	+\$0
LBM	crisp linen	+\$0
LBN	classic linen	+\$0
LBP	casual linen	+\$0
LBQ	white twill	+\$0
WL	sandstone	+\$0
WN	warm grey neutral	+\$0
HF	inner tone light	+\$0
HM	natural maple	+\$0
HP	light anigre	+\$0
HT	inner tone	+\$0
HX	aged cherry	+\$0
HY	walnut on cherry	+\$0
LU	soft white	+\$0
OG	honey maple	+\$0

Peninsula Surface, Rectangular End

FTS34.



Specification Information

Step 1.

FT

Step 2. Edge

S34. squared-edge

Step 3. Depth

24 24" deep

30 30" deep

Step 4. Width

60 60" wide

66 66" wide

72 72" wide

Step 5. Surface Material

L laminate top/thermoplastic edge

Step 6. Attachment

D surface attachment bracket

F Canvas frame attachment brackets

S no brackets, for free standing or use with low credenza

Prices for Steps 1-6.

	LD	LF	LS
FTS34. 24 60	\$340	362	295
66	\$385	407	340
72	\$416	440	374
30 60	\$462	484	417
66	\$525	548	480
72	\$569	592	527

Step 7. Top Finish

8Q	folkstone grey	+\$0
91	white	+\$0
WL	sandstone	+\$0
WN	warm grey neutral	+\$0
76	light brown walnut	+\$0
HM	natural maple	+\$0
HX	aged cherry	+\$0

Step 8. Edge Finish

76	light brown walnut	+\$0
8Q	folkstone grey	+\$0
91	white	+\$0
98	studio white	+\$0

CL	cool grey neutral	+\$0
LA	light ash	+\$0
LBA	clear on ash	+\$0
LBR	phantom ecru	+\$0
LBS	phantom cocoa	+\$0
LBU	medium matte walnut	+\$0
LBV	warm grey teak	+\$0
LBB	oak on ash	+\$0
LBC	walnut on ash	+\$0
LBD	dark brown walnut	+\$0
LBE	medium red walnut	+\$0
LBF	neutral twill	+\$0
LBG	sarum twill	+\$0
LBH	earthen twill	+\$0
LBJ	graphite twill	+\$0
LBK	pewter mesh	+\$0
LBL	steel mesh	+\$0
LBM	crisp linen	+\$0
LBN	classic linen	+\$0
LBP	casual linen	+\$0
LBQ	white twill	+\$0
WL	sandstone	+\$0
WN	warm grey neutral	+\$0
HF	inner tone light	+\$0
HM	natural maple	+\$0
HP	light anigre	+\$0
HT	inner tone	+\$0
HX	aged cherry	+\$0
HY	walnut on cherry	+\$0
LU	soft white	+\$0
OG	honey maple	+\$0

Step 9. Bracket Finish

For Canvas frame attachment brackets (F)

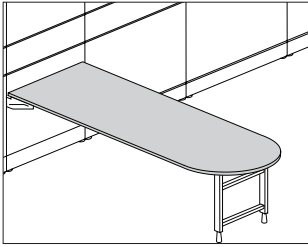
8Q	folkstone grey	+\$0
98	studio white	+\$0
WL	sandstone	+\$0

Bright Sand Texture Paint

91	white	+\$0
CL	cool grey neutral	+\$0
WN	warm grey neutral	+\$0

Metallic Paint

CN	metallic champagne	+\$0
EH	metallic bronze	+\$0
MS	metallic silver	+\$0



Specification Information

Step 1.

FT

Step 2. Edge

S35. squared-edge

Step 3. Depth

24 24" deep

30 30" deep

Step 4. Width

60 60" wide

72 72" wide

Step 5. Surface Material

L laminate top/thermoplastic edge

Step 6. Attachment

D surface attachment bracket

F Canvas frame attached surface

S no brackets, for free standing or use with low credenza

Prices for Steps 1-6.

	LD	LF	LS
FTS35. 24 60	\$383	405	338
72	\$525	546	481
30 60	\$524	547	479
72	\$662	683	618

Step 7. Top Finish

8Q	folkstone grey	+\$0
91	white	+\$0
WL	sandstone	+\$0
WN	warm grey neutral	+\$0
76	light brown walnut	+\$0
HM	natural maple	+\$0
HX	aged cherry	+\$0

Step 8. Edge Finish

76	light brown walnut	+\$0
8Q	folkstone grey	+\$0
91	white	+\$0
98	studio white	+\$0
CL	cool grey neutral	+\$0
LA	light ash	+\$0
LBA	clear on ash	+\$0

LBR	phantom ecru	+\$0
LBS	phantom cocoa	+\$0
LBU	medium matte walnut	+\$0
LBV	warm grey teak	+\$0
LBB	oak on ash	+\$0
LBC	walnut on ash	+\$0
LBD	dark brown walnut	+\$0
LBE	medium red walnut	+\$0
LBF	neutral twill	+\$0
LBG	sarum twill	+\$0
LBH	earthen twill	+\$0
LBJ	graphite twill	+\$0
LBK	pewter mesh	+\$0
LBL	steel mesh	+\$0
LBM	crisp linen	+\$0
LBN	classic linen	+\$0
LBP	casual linen	+\$0
LBQ	white twill	+\$0
WL	sandstone	+\$0
WN	warm grey neutral	+\$0
HF	inner tone light	+\$0
HM	natural maple	+\$0
HP	light anigre	+\$0
HT	inner tone	+\$0
HX	aged cherry	+\$0
HY	walnut on cherry	+\$0
LU	soft white	+\$0
OG	honey maple	+\$0

Step 9. Bracket Finish

For Canvas frame attached surface (F)

8Q	folkstone grey	+\$0
98	studio white	+\$0
WL	sandstone	+\$0

Bright Sand Texture Paint

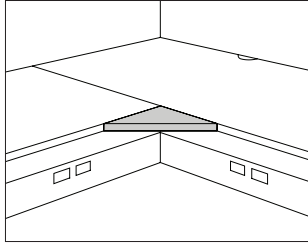
91	white	+\$0
CL	cool grey neutral	+\$0
WN	warm grey neutral	+\$0

Metallic Paint

CN	metallic champagne	+\$0
EH	metallic bronze	+\$0
MS	metallic silver	+\$0

Squared-Edge Corner Wedge

Y2091.



Specification Information

Step 1.

Y2091.

Step 2. Surface Material

- L** laminate top/thermoplastic edge
- U** laminate top/universal edge

Prices for Steps 1-2.

Y2091. L	\$118
U	\$114

Step 3. Top Finish

76	light brown walnut	+\$0
8Q	folkstone grey	+\$0
91	white	+\$0
98	studio white	+\$0
CL	cool grey neutral	+\$0
HF	inner tone light	+\$0
HM	natural maple	+\$0
HP	light anigre	+\$0
HT	inner tone	+\$0
HX	aged cherry	+\$0
HY	walnut on cherry	+\$0
LA	light ash	+\$0
LBA	clear on ash	+\$0
LBR	phantom ecru	+\$0
LBS	phantom cocoa	+\$0
LBU	medium matte walnut	+\$0
LBV	warm grey teak	+\$0
LBB	oak on ash	+\$0
LBC	walnut on ash	+\$0
LBD	dark brown walnut	+\$0
LBE	medium red walnut	+\$0
LBF	neutral twill	+\$0
LBG	sarum twill	+\$0
LBH	earthen twill	+\$0
LBJ	graphite twill	+\$0
LBK	pewter mesh	+\$0
LBL	steel mesh	+\$0
LBM	crisp linen	+\$0
LBN	classic linen	+\$0
LBP	casual linen	+\$0
LBQ	white twill	+\$0
LM	mahogany	+\$0
LT	light tone	+\$0
LU	soft white	+\$0

MT	medium tone	+\$0
OG	honey maple	+\$0
WL	sandstone	+\$0
WN	warm grey neutral	+\$0

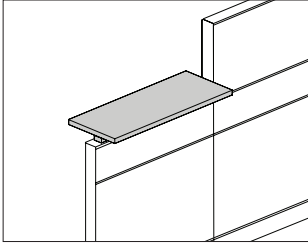
Step 4. Edge Finish

For laminate top/thermoplastic edge (L)

76	light brown walnut	+\$0
8Q	folkstone grey	+\$0
8Z	neutral grey	+\$0
91	white	+\$0
98	studio white	+\$0
BU	black umber	+\$0
CL	cool grey neutral	+\$0
HF	inner tone light	+\$0
HM	natural maple	+\$0
HP	light anigre	+\$0
HT	inner tone	+\$0
HX	aged cherry	+\$0
HY	walnut on cherry	+\$0
JB	millwork cherry	+\$0
LA	light ash	+\$0
LBA	clear on ash	+\$0
LBR	phantom ecru	+\$0
LBS	phantom cocoa	+\$0
LBU	medium matte walnut	+\$0
LBV	warm grey teak	+\$0
LBB	oak on ash	+\$0
LBC	walnut on ash	+\$0
LBD	dark brown walnut	+\$0
LBE	medium red walnut	+\$0
LBF	neutral twill	+\$0
LBG	sarum twill	+\$0
LBH	earthen twill	+\$0
LBJ	graphite twill	+\$0
LBK	pewter mesh	+\$0
LBL	steel mesh	+\$0
LBM	crisp linen	+\$0
LBN	classic linen	+\$0
LBP	casual linen	+\$0
LBQ	white twill	+\$0
LU	soft white	+\$0
MT	medium tone	+\$0
OG	honey maple	+\$0
WL	sandstone	+\$0
WN	warm grey neutral	+\$0

Squared-Edge Transaction Surface

FT280.



Specification Information

Step 1.

FT280.

Step 2. Width

24	24" wide
30	30" wide
36	36" wide
42	42" wide
48	48" wide
60	60" wide
72	72" wide

Step 3. Surface Material

L laminate top/thermoplastic edge

Step 4. Top Cap Material

P painted standard top cap
A painted architectural top cap

Prices for Steps 1-4.

	P	A
FT280. 24 L	\$569	689
30 L	\$588	723
36 L	\$607	758
42 L	\$626	797
48 L	\$647	834
60 L	\$970	1191
72 L	\$1007	1265

Step 5. Top Finish

8Q	folkstone grey	+\$0
91	white	+\$0
WL	sandstone	+\$0
WN	warm grey neutral	+\$0
76	light brown walnut	+\$0
HM	natural maple	+\$0
HX	aged cherry	+\$0

Step 6. Edge Finish

76	light brown walnut	+\$0
8Q	folkstone grey	+\$0
91	white	+\$0
98	studio white	+\$0
CL	cool grey neutral	+\$0
LA	light ash	+\$0
LBA	clear on ash	+\$0

LBR	phantom ecru	+\$0
LBS	phantom cocoa	+\$0
LBU	medium matte walnut	+\$0
LBV	warm grey teak	+\$0
LBB	oak on ash	+\$0
LBC	walnut on ash	+\$0
LBD	dark brown walnut	+\$0
LBE	medium red walnut	+\$0
LBF	neutral twill	+\$0
LBG	sarum twill	+\$0
LBH	earthen twill	+\$0
LBJ	graphite twill	+\$0
LBK	pewter mesh	+\$0
LBL	steel mesh	+\$0
LBM	crisp linen	+\$0
LBN	classic linen	+\$0
LBP	casual linen	+\$0
LBQ	white twill	+\$0
WL	sandstone	+\$0
WN	warm grey neutral	+\$0
HF	inner tone light	+\$0
HM	natural maple	+\$0
HP	light anigre	+\$0
HT	inner tone	+\$0
HX	aged cherry	+\$0
HY	walnut on cherry	+\$0
LU	soft white	+\$0

Step 7. Top Cap Finish

Bright Sand Texture Paint

91	white	+\$0
CL	cool grey neutral	+\$0
WN	warm grey neutral	+\$0

Metallic Paint

CN	metallic champagne	+\$0
EH	metallic bronze	+\$0
MS	metallic silver	+\$0

Step 8. Stanchion Finish

Bright Sand Texture Paint

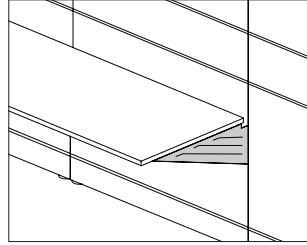
91	white	+\$0
CL	cool grey neutral	+\$0
WN	warm grey neutral	+\$0

Squared-Edge Transaction Surface *continued*

Metallic Paint		
CN	metallic champagne	+\$0
EH	metallic bronze	+\$0
MS	metallic silver	+\$0
Step 9. Application		
LD	stacking on 35", 46", 57", 68", 79" base frame	+\$0

Surface Cantilever

FT290.



Specification Information

Step 1.

FT290.

Step 2. Surface Depth

24	for 20"- or 24"-deep surfaces
30	for 30"-deep surface

Step 3. Position

L	left-hand cantilever
R	right-hand cantilever

Prices for Steps 1-3.

	L	R
FT290. 24	\$35	35
30	\$41	41

Step 4. Finish

Sand Texture Paint

91	white	+\$0
BK	black	+\$0
CL	cool grey neutral	+\$0
G1	graphite	+\$0
WN	warm grey neutral	+\$0

Reclaimed Paint

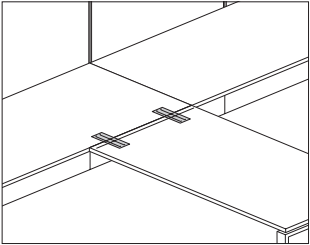
RS	ironstone	-\$5
-----------	-----------	------

Metallic Paint

CN	metallic champagne	+\$0
EH	metallic bronze	+\$0
MS	metallic silver	+\$0

Surface Ganging Bracket

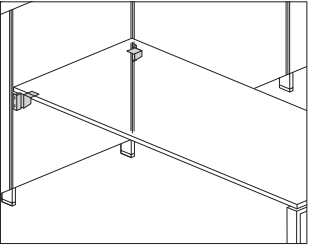
FT29B.



Specification Information		
Step 1.		
FT29B.		
Step 2. Type		
1	single	
2	pair	
Prices for Steps 1-2.		
FT29B.	1	\$23
	2	\$43

Peninsula Support Bracket

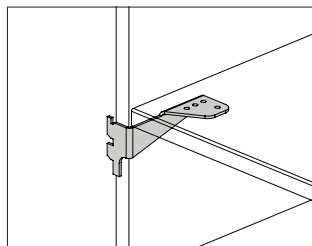
FT29A.



Specification Information		
Step 1.		
FT29A.		\$194
Step 2. Finish		
Metallic Paint		
CN	metallic champagne	+\$0
EH	metallic bronze	+\$0
MS	metallic silver	+\$0
Sand Texture Paint		
BK	black	+\$0
Smooth Paint		
8Q	folkstone grey	+\$0
91	white	+\$0
98	studio white	+\$0
CL	cool grey neutral	+\$0
G1	graphite	+\$0
WL	sandstone	+\$0
WN	warm grey neutral	+\$0

Work Surface Support Bracket

E2931.



Specification Information

Step 1.

E2931.

Step 2. Position

L left
R right

Prices for Steps 1-2.

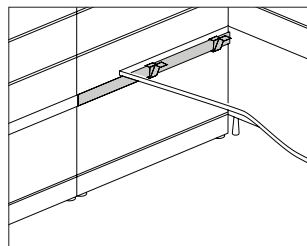
E2931. L	\$65
R	\$65

Step 3. Finish

BU	black umber	+\$0
HF	inner tone light	+\$0
LU	soft white	+\$0
MT	medium tone	+\$0

Surface Support Rail

FT295.



Specification Information

Step 1.

FT295.

Step 2. Frame Width

24	24" wide
30	30" wide
36	36" wide
42	42" wide
48	48" wide

Prices for Steps 1-2.

FT295. 24	\$89
30	\$104
36	\$116
42	\$128
48	\$135

Step 3. Finish

Metallic Paint

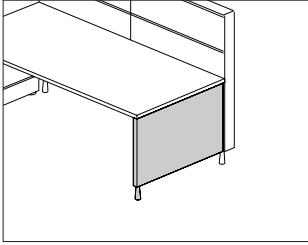
CN	metallic champagne	+\$0
EH	metallic bronze	+\$0
MS	metallic silver	+\$0

Sand Texture Paint

8Q	folkstone grey	+\$0
91	white	+\$0
98	studio white	+\$0
BK	black	+\$0
CL	cool grey neutral	+\$0
G1	graphite	+\$0
WL	sandstone	+\$0
WN	warm grey neutral	+\$0

Support Panel, Tapered Foot, Frame Attached

FT291.



Specification Information

Step 1.

FT291.

Step 2. Depth

12L	12" deep, mid-run
20L	20" deep
24L	24" deep
30L	30" deep

Prices for Steps 1-2.

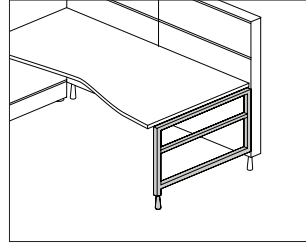
FT291. 12L	\$201
20L	\$274
24L	\$284
30L	\$295

Step 3. Surface Finish

8Q	folkstone grey	+\$0
91	white	+\$0
98	studio white	+\$0
WL	sandstone	+\$0
WN	warm grey neutral	+\$0

Open Support, Tapered Foot, Frame Attached

FT294.



Specification Information

Step 1.

FT294.

Step 2. Depth

12	12" deep, mid-run
20	20" deep
24	24" deep
30	30" deep
36	36" deep

Step 3. Position

L	left-hand support
R	right-hand support

Prices for Steps 1-3.

		L	R
FT294. 12		\$324	324
20		\$437	437
24		\$449	449
30		\$460	460
36		\$472	472

Step 4. Finish

Sand Texture Paint

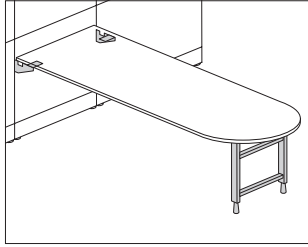
91	white	+\$0
CL	cool grey neutral	+\$0
WN	warm grey neutral	+\$0

Metallic Paint

CN	metallic champagne	+\$0
EH	metallic bronze	+\$0
MS	metallic silver	+\$0

Open Support Leg, Tapered Foot, Peninsula/D-Shaped Surface Attached

FT2F2.



Specification Information

Step 1.

FT2F2.

Step 2. Leg Position

A inset

Step 3. Surface Dimension

24 for 24"-deep peninsula

30 for 30"-deep peninsula

Prices for Steps 1-3.

	24	30
FT2F2. A	\$301	361

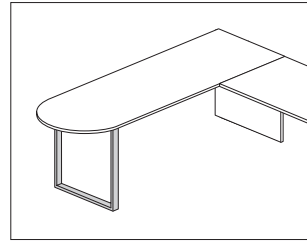
Step 4. Surface Finish

Metallic Paint

CN	metallic champagne	+\$0
EH	metallic bronze	+\$0
MS	metallic silver	+\$0

Square Open Support Leg, Peninsula Attached

FV2D1.



Specification Information

Step 1.

FV2D1.

Step 2. Leg Position

A inset

Step 3. Surface Depth

24 for 24"-deep surface

30 for 30"-deep surface

36 for 36"-deep surface

Step 4. Leg Type

F fixed height

Prices for Steps 1-4.

	F
FV2D1. A 24	\$221
30	\$341
36	\$341

Step 5. Surface Finish

Sand Texture Paint

8Q	folkstone grey	+\$0
91	white	+\$0
98	studio white	+\$0
BK	black	+\$0
CL	cool grey neutral	+\$0
G1	graphite	+\$0
WL	sandstone	+\$0
WN	warm grey neutral	+\$0

Metallic Paint

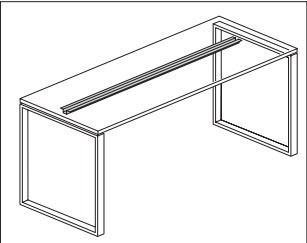
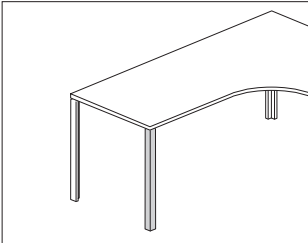
CN	metallic champagne	+\$0
EH	metallic bronze	+\$0
MS	metallic silver	+\$0

Support Leg, Post

FV689.

Stiffener

FV696.



Specification Information

Step 1.
FV689.P \$160

Step 2. Surface Finish

Sand Texture Paint

8Q	folkstone grey	+\$0
91	white	+\$0
98	studio white	+\$0
BK	black	+\$0
CL	cool grey neutral	+\$0
G1	graphite	+\$0
WL	sandstone	+\$0
WN	warm grey neutral	+\$0

Metallic Paint

CN	metallic champagne	+\$0
EH	metallic bronze	+\$0
MS	metallic silver	+\$0

Specification Information

Step 1.
FV696.

Step 2. Width

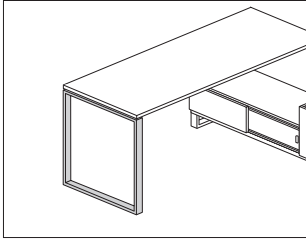
34	33 ⁷ / ₈ " wide
39	38 ⁵ / ₈ " wide
43	43 ¹ / ₄ " wide
48	48" wide
57	57 ³ / ₈ " wide
62	62 ¹ / ₈ " wide
67	66 ³ / ₄ " wide
71	71 ¹ / ₂ " wide
81	80 ⁷ / ₈ " wide

Prices for Steps 1-2.

FV696. 34	\$70
39	\$72
43	\$72
48	\$72
57	\$72
62	\$72
67	\$72
71	\$72
81	\$72

Square Open Support Leg

FV2D2.



Specification Information

Step 1.

FV2D2.

Step 2. Surface Edge Type

S for squared edge surface

Step 3. Depth

2A 12" deep, shared

2B 24" deep, shared

24 24" deep

30 30" deep

36 36" deep

Step 4. Leg Type

F fixed height

Step 5. Position

For 12" deep, shared (2A) or 24" deep, shared (2B)

S shared

For 24" deep (24), 30" deep (30), or 36" deep (36)

L left

R right

Prices for Steps 1-5.

	FL	FS	FR
FV2D2. S 2A	—	\$221	—
2B	—	\$341	—
24	\$341	—	341
30	\$350	—	350
36	\$360	—	360

Step 6. Surface Finish

Sand Texture Paint

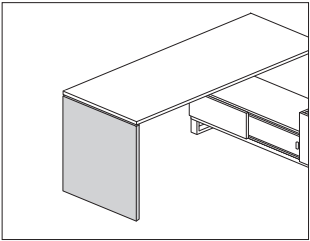
8Q	folkstone grey	+\$0
91	white	+\$0
98	studio white	+\$0
BK	black	+\$0
CL	cool grey neutral	+\$0
G1	graphite	+\$0
WL	sandstone	+\$0
WN	warm grey neutral	+\$0

Metallic Paint

CN	metallic champagne	+\$0
EH	metallic bronze	+\$0
MS	metallic silver	+\$0

Closed Support Leg

FV2E2.



Specification Information

Step 1.

FV2E2.

Step 2. Surface Edge Type

S for squared edge surface

Step 3. Depth

2A 12" deep, shared

2B 24" deep, shared

24 24" deep

30 30" deep

36 36" deep

Step 4. Leg Type

F fixed height

Step 5. Surface Material

L laminate

Prices for Steps 1-5.

	FL
FV2E2. S 2A	\$175
2B	\$288
24	\$288
30	\$293
36	\$298

Step 6. Surface Finish

Solid-Color Laminate

91 white +\$0

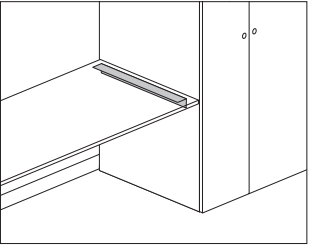
WN warm grey neutral +\$0

Wood-Grain Laminate

HM natural maple +\$0

Canvas Cabinet/Wall Attachment Bracket

FV692.



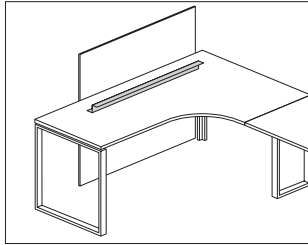
Specification Information

Step 1.

FV692. \$68

Cable Manager

FV695.



Specification Information

Step 1.

FV695.

Step 2. Width

18	18" wide
24	24" wide
30	30" wide
36	36" wide
42	42" wide
48	48" wide

Prices for Steps 1-2.

FV695. 18	\$66
24	\$72
30	\$78
36	\$83
42	\$90
48	\$98

Step 3. Surface Finish

Sand Texture Paint

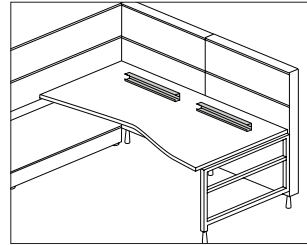
8Q	folkstone grey	+\$0
91	white	+\$0
98	studio white	+\$0
BK	black	+\$0
CL	cool grey neutral	+\$0
G1	graphite	+\$0
WL	sandstone	+\$0
WN	warm grey neutral	+\$0

Metallic Paint

CN	metallic champagne	+\$0
EH	metallic bronze	+\$0
MS	metallic silver	+\$0

Cable Management Trough

FT199.



Specification Information

Step 1.

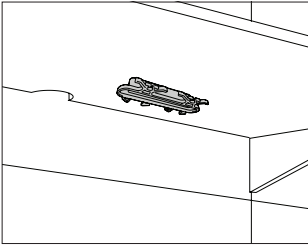
FT199.

\$70

Canvas Office Landscape® Work Surfaces

Cord Cleat

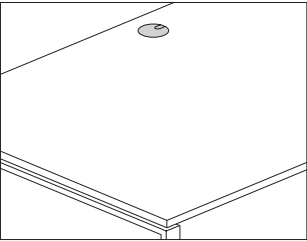
G1331.



Specification Information	
Step 1.	
G1331.	\$22

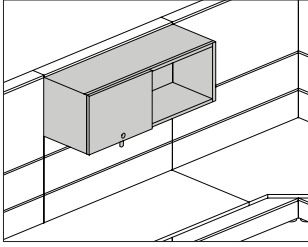
Grommet Kit, Surface

FV982.



Specification Information	
Step 1.	
FV982.	\$36
Step 2. Grommet Finish	
8Q	folkstone grey +\$0
91	white +\$0
98	studio white +\$0
BK	black +\$0
CL	cool grey neutral +\$0
G2	graphite satin +\$0
LU	soft white +\$0
MT	medium tone +\$0
WL	sandstone +\$0
WN	warm grey neutral +\$0

F-Style Sliding Door Storage Unit FT410.



Specification Information

Step 1.

FT410.

Step 2. Height

1 15" high

Step 3. Width

24 24" wide

30 30" wide

36 36" wide

42 42" wide

48 48" wide

Step 4. Door Material

P painted door

Step 5. Lock

L lock

Prices for Steps 1-5.

	PL
FT410. 1 24	\$396
30	\$419
36	\$450
42	\$485
48	\$513

Step 6. Lock Option

For lock (L)

KA keyed alike	-\$10
KC keyed differently, chrome	+\$0

Step 7. Case Finish

Metallic Paint

CN metallic champagne	+\$0
EH metallic bronze	+\$0
MS metallic silver	+\$0

Step 8. Door Finish

Metallic Paint

CN metallic champagne	+\$0
EH metallic bronze	+\$0
MS metallic silver	+\$0

Step 9. Pull Finish

Sand Texture Paint

91 white	+\$0
BK black	+\$0
CL cool grey neutral	+\$0
G1 graphite	+\$0
WN warm grey neutral	+\$0

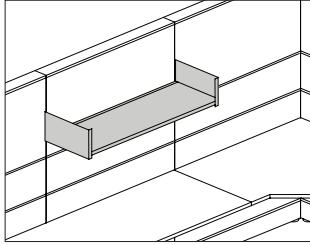
Step 10. End Panel Option

SM on module	+\$0
---------------------	------

Canvas Office Landscape® Storage

F-Style Shelf

FT411.



Specification Information

Step 1.

FT411.

Step 2. Width

24	24" wide
30	30" wide
36	36" wide
42	42" wide
48	48" wide

Prices for Steps 1-2.

FT411. 24	\$158
30	\$166
36	\$176
42	\$190
48	\$196

Step 3. Surface Finish

Metallic Paint

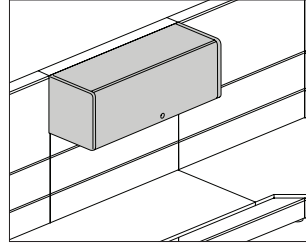
CN	metallic champagne	+\$0
EH	metallic bronze	+\$0
MS	metallic silver	+\$0

Step 4. End Panel Option

SM	on module	+\$0
-----------	-----------	------

B-Style Flipper Door Unit

FT420.



Specification Information

Step 1.

FT420.

Step 2. Width

24	24" wide
30	30" wide
36	36" wide
42	42" wide
48	48" wide

Step 3. Door Material

P	painted door
F	fabric door

Step 4. Lock

L	lock
----------	------

Prices for Steps 1-4.

	L
FT420. 24 P	\$447
F	\$461
30 P	\$471
F	\$487
36 P	\$509
F	\$523
42 P	\$547
F	\$562
48 P	\$579
F	\$593

Step 5. Lock Option

KA	keyed alike	-\$10
KD	keyed differently	+\$0

Step 6. Case Finish

Bright Sand Texture Paint

91	white	+\$0
CL	cool grey neutral	+\$0
WN	warm grey neutral	+\$0
8Q	folkstone grey	+\$0
98	studio white	+\$0
WL	sandstone	+\$0

B-Style Flipper Door Unit *continued*

Metallic Paint		
CN	metallic champagne	+\$0
EH	metallic bronze	+\$0
MS	metallic silver	+\$0

Step 7. Door Finish *For painted door (P)*

Bright Sand Texture Paint		
91	white	+\$0
CL	cool grey neutral	+\$0
WN	warm grey neutral	+\$0
8Q	folkstone grey	+\$0
98	studio white	+\$0
WL	sandstone	+\$0

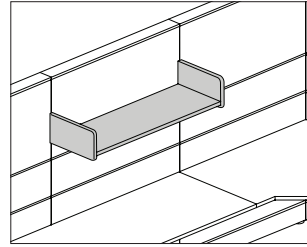
Metallic Paint		
CN	metallic champagne	+\$0
EH	metallic bronze	+\$0
MS	metallic silver	+\$0

Step 8. End Panel Option		
SM	on module	+\$0

Step 9. Door Finish		
<i>For 24" wide (24), 30" wide (30), 36" wide (36), 42" wide (42), or 48" wide (48) with fabric door (F)</i>		
<i>See application chart and textiles list for fabric usage and numbers.</i>		
<i>First 2 digits of number indicate fabric line; remaining digit(s) indicate fabric color.</i>		
Price Category 1		+\$0
Price Category 2		+\$18
Price Category 3		+\$37
Price Category 4		+\$54

B-Style Shelf

FT422.



Specification Information

Step 1.

FT422.

Step 2. Height

07	7½" high
15	15½" high

Step 3. Width

24	24" wide
30	30" wide
36	36" wide
42	42" wide
48	48" wide
60	60" wide

Prices for Steps 1-3.

	24	30	36	42	48	60
FT422. 07	\$137	144	153	165	170	210
15	\$184	190	201	211	217	254

Step 4. Surface Finish

Bright Sand Texture Paint		
91	white	+\$0
CL	cool grey neutral	+\$0
WN	warm grey neutral	+\$0
8Q	folkstone grey	+\$0
98	studio white	+\$0
WL	sandstone	+\$0

Metallic Paint		
CN	metallic champagne	+\$0
EH	metallic bronze	+\$0
MS	metallic silver	+\$0

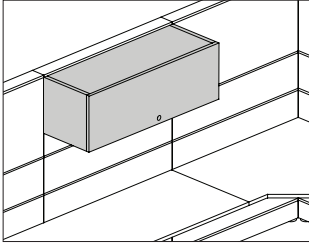
Step 5. End Panel Option

For 15½" high (15)

SM	on module	+\$0
-----------	-----------	------

E-Style Flipper Door Unit

FT430.



Specification Information

Step 1.

FT430.

Step 2. Width

24	24" wide
30	30" wide
36	36" wide
42	42" wide
48	48" wide

Step 3. Door Material

F fabric door

Prices for Steps 1-3.

	F
FT430. 24	\$529
30	\$570
36	\$614
42	\$653
48	\$694

Step 4. Lock Option

KA	keyed alike	-\$10
KD	keyed differently	+\$0

Step 5. Case Finish

Bright Sand Texture Paint

91	white	+\$0
CL	cool grey neutral	+\$0
WN	warm grey neutral	+\$0
8Q	folkstone grey	+\$0
98	studio white	+\$0
WL	sandstone	+\$0

Metallic Paint

CN	metallic champagne	+\$0
EH	metallic bronze	+\$0
MS	metallic silver	+\$0

Step 6. End Panel Option

SM	on module	+\$0
-----------	-----------	------

Step 7. Door Finish

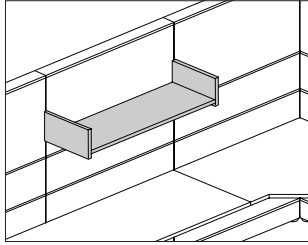
See application chart and textiles list for fabric usage and numbers.

First 2 digits of number indicate fabric line; remaining digit(s) indicate fabric color.

Price Category 1	+\$0
Price Category 2	+\$18
Price Category 3	+\$37
Price Category 4	+\$54

E-Style Shelf

FT432.



Specification Information

Step 1.

FT432.

Step 2. Height

07	7½" high
15	15½" high

Step 3. Width

24	24" wide
30	30" wide
36	36" wide
42	42" wide
48	48" wide

Prices for Steps 1-3.

	24	30	36	42	48
FT432. 07	\$218	235	250	263	274
15	\$254	276	295	315	333

Step 4. Surface Finish

Bright Sand Texture Paint

91	white	+\$0
CL	cool grey neutral	+\$0
WN	warm grey neutral	+\$0
8Q	folkstone grey	+\$0
98	studio white	+\$0
WL	sandstone	+\$0

Metallic Paint

CN	metallic champagne	+\$0
EH	metallic bronze	+\$0
MS	metallic silver	+\$0

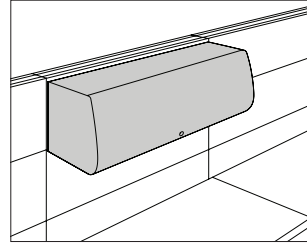
Step 5. End Panel Option

For 15½" high (15)

SM	on module	+\$0
-----------	-----------	------

C-Style Flipper Door Unit

X3750.



Specification Information

Step 1.

X3750.

Step 2. Width

24	24" wide
30	30" wide
36	36" wide
42	42" wide
48	48" wide

Step 3. Mechanism

SP	standard mechanism
-----------	--------------------

Step 4. Lift Handle

N	no lift handle
----------	----------------

Prices for Steps 1-4.

	N
X3750. 24 SP	\$668
30 SP	\$710
36 SP	\$753
42 SP	\$806
48 SP	\$864

Step 5. Lock Option

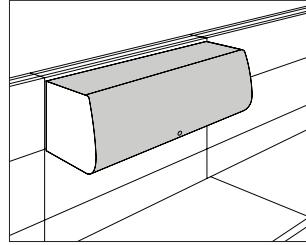
KA	keyed alike	-\$10
KD	keyed differently	+\$0

Step 6. Attachment Bracket

AO	for Action Office® system	+\$0
E1	for Ethospace® System	+\$0
F8	for Canvas	+\$0
OM	for Ethospace® off module	+\$0

Step 7. Case/Lift Handle Finish

8Q	folkstone grey	+\$0
91	white	+\$0
BU	black umber	+\$0
CN	metallic champagne	+\$0
EH	metallic bronze	+\$0
HF	inner tone light	+\$0
LT	light tone	+\$0
LU	soft white	+\$0
MT	medium tone	+\$0
WL	sandstone	+\$0
WN	warm grey neutral	+\$0



Step 8. Door Finish

For Action Office® system (AO), Ethospace® System (E1), Canvas (F8), or Ethospace® off module (OM)

8Q	folkstone grey	+\$0
91	white	+\$0
BU	black umber	+\$0
CN	metallic champagne	+\$0
EH	metallic bronze	+\$0
HF	inner tone light	+\$0
LT	light tone	+\$0
LU	soft white	+\$0
MT	medium tone	+\$0
WL	sandstone	+\$0
WN	warm grey neutral	+\$0

Canvas Office Landscape® Storage

Specification Information

Step 1.

X3710.

Step 2. Width

24SP	24" wide
30SP	30" wide
36SP	36" wide
42SP	42" wide
48SP	48" wide

Step 3. Lift Handle

N	no lift handle
----------	----------------

Prices for Steps 1-3.

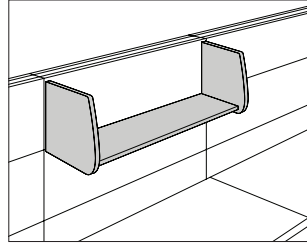
	N
X3710. 24SP	\$417
30SP	\$445
36SP	\$486
42SP	\$525
48SP	\$562

Step 4. Lock Option

KA	keyed alike	-\$10
KD	keyed differently	+\$0

Step 5. Top/Lift Handle Finish

8Q	folkstone grey	+\$0
91	white	+\$0
BU	black umber	+\$0
EH	metallic bronze	+\$0
HF	inner tone light	+\$0
LT	light tone	+\$0
LU	soft white	+\$0
MT	medium tone	+\$0
WL	sandstone	+\$0
WN	warm grey neutral	+\$0



Step 6. Door Finish		
8Q	folkstone grey	+\$0
91	white	+\$0
BU	black umber	+\$0
EH	metallic bronze	+\$0
HF	inner tone light	+\$0
LT	light tone	+\$0
LU	soft white	+\$0
MT	medium tone	+\$0
WL	sandstone	+\$0
WN	warm grey neutral	+\$0

Specification Information

Step 1.

X3730.

Step 2. Width

24	24" wide
30	30" wide
36	36" wide
42	42" wide
48	48" wide

Prices for Steps 1-2.

X3730. 24	\$275
30	\$285
36	\$299
42	\$316
48	\$330

Step 3. Attachment Bracket

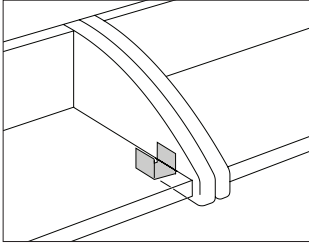
AO	for Action Office® system	+\$0
E1	for Ethospace® System	+\$0
F8	for Canvas	+\$0
OM	for Ethospace® off module	+\$0

Step 4. Surface Finish

8Q	folkstone grey	+\$0
91	white	+\$0
BU	black umber	+\$0
HF	inner tone light	+\$0
LT	light tone	+\$0
MT	medium tone	+\$0
EH	metallic bronze	+\$0
CN	metallic champagne	+\$0
WL	sandstone	+\$0
LU	soft white	+\$0
WN	warm grey neutral	+\$0

Component Brace

X3910.



Specification Information

Step 1.

X3910.

Step 2. Usage

- 1** for C-/E-style flipper unit/shelf
- 2** for utility shelf (E3234.)

Prices for Steps 1-2.

X3910. 1	\$49
2	\$49

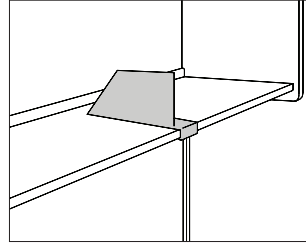
Step 3. Surface Finish

For C-/E-style flipper unit/shelf (1)

98 studio white	+\$0
BU black umber	+\$0

Shelf Divider, Angled

G7330.



Specification Information

Step 1.

G7330.

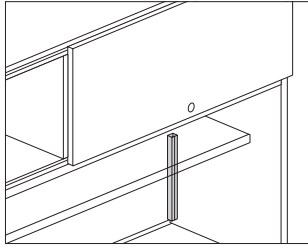
\$268

Step 2. Surface Finish

8Q folkstone grey	+\$0
91 white	+\$0
BU black umber	+\$0
HF inner tone light	+\$0
LT light tone	+\$0
LU soft white	+\$0
MT medium tone	+\$0
SG slate grey	+\$0
WL sandstone	+\$0
WN warm grey neutral	+\$0
CN metallic champagne	+\$0
EH metallic bronze	+\$0

Cord Manager

FV984.



Specification Information

Step 1.

FV984.

Step 2. Height

12 12" high

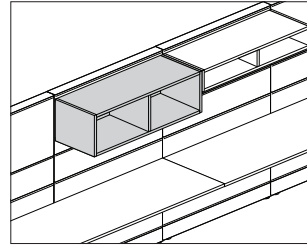
24 24" high

Prices for Steps 1-2.

FV984. 12	\$78
24	\$119

Overhead Storage Cabinet, Open

FV440.



Specification Information

Step 1.

FV440.

Step 2. Attachment Bracket

F8 Canvas frame connection

WM wall mount

Step 3. Height

07 7½" high

15 15" high

Step 4. Width

For 7½" high (07)

36 36" wide

48 48" wide

For Canvas frame connection (F8) with 15" high (15)

24 24" wide

30 30" wide

36 36" wide

42 42" wide

48 48" wide

For wall mount (WM) with 15" high (15)

24 24" wide

30 30" wide

36 36" wide

42 42" wide

48 48" wide

60 60" wide

72 72" wide

Step 5. Case Material

L laminate

Prices for Steps 1-5.

		24L	30L	36L	42L	48L	60L
FV440. F8	07	—	—	\$792	—	859	—
	15	\$843	877	910	943	976	—
	WM 07	—	—	\$851	—	917	—
	15	\$904	934	968	1002	1034	1362
							72L
FV440. WM	15						\$1465

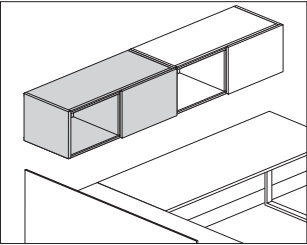
Overhead Storage Cabinet, Open

continued

Step 6. Top/Case/Edge Finish		
Solid-Color Laminate Top/Case/Thermoplastic Edge		
<i>For 24" wide (24), 30" wide (30), 36" wide (36), 42" wide (42), 48" wide (48), 60" wide (60), or 72" wide (72) with laminate (L)</i>		
91	white	+\$0
WN	warm grey neutral	+\$0
Wood-Grain Laminate Top/Case/Thermoplastic Edge		
<i>For 24" wide (24), 30" wide (30), 36" wide (36), 42" wide (42), 48" wide (48), or 60" wide (60) with laminate (L)</i>		
HM	natural maple	+\$0

Overhead Storage Cabinet, Partial Enclosure

FV441.



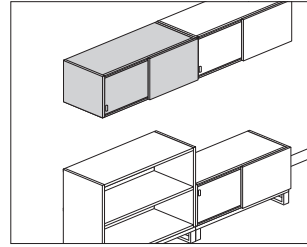
Specification Information	
Step 1.	
FV441.	
Step 2. Attachment Bracket	
F8	Canvas frame connection
WM	wall mount
Step 3. Height	
07	7½" high
15	15" high
Step 4. Width	
<i>For Canvas frame connection (F8) with 7½" high (07)</i>	
36	36" wide
48	48" wide
<i>For Canvas frame connection (F8) with 15" high (15)</i>	
24	24" wide
30	30" wide
36	36" wide
42	42" wide
48	48" wide
<i>For wall mount (WM) with 7½" high (07)</i>	
36	36" wide
48	48" wide
<i>For wall mount (WM) with 15" high (15)</i>	
24	24" wide
30	30" wide
36	36" wide
42	42" wide
48	48" wide
60	60" wide
72	72" wide
Step 5. Case/Door Material	
L	laminate
Step 6. Lock	
N	no lock
L	lock

Overhead Storage Cabinet, Partial Enclosure *continued*

Prices for Steps 1-6.							
		24LN	24LL	30LN	30LL	36LN	36LL
FV441. F8 07		—	—	—	—	\$1005	1016
15		\$1069	1081	1110	1122	1152	1162
WM 07		—	—	—	—	\$1064	1075
15		\$1127	1139	1168	1181	1210	1222
		42LN	42LL	48LN	48LL	60LN	60LL
FV441. F8 07		—	—	\$1087	1100	—	—
15		\$1192	1205	1233	1244	—	—
WM 07		—	—	\$1146	1157	—	—
15		\$1250	1263	1292	1304	1702	1713
						72LN	72LL
FV441. WM 15						\$1831	1855
Step 7. Lock Option							
<i>For lock (L)</i>							
KA	keyed alike						-\$10
KC	keyed differently, chrome						+\$0
Step 8. Top/Case/Edge Finish							
Solid-Color Laminate Top/Case/Thermoplastic Edge							
<i>For 24" wide (24), 30" wide (30), 36" wide (36), 42" wide (42), 48" wide (48), 60" wide (60), or 72" wide (72) with laminate (L)</i>							
91	white						+\$0
WN	warm grey neutral						+\$0
Wood-Grain Laminate Top/Case/Thermoplastic Edge							
<i>For 24" wide (24), 30" wide (30), 36" wide (36), 42" wide (42), 48" wide (48), or 60" wide (60) with laminate (L)</i>							
HM	natural maple						+\$0
Step 9. Door Finish							
Solid-Color Laminate							
91	white						+\$0
WN	warm grey neutral						+\$0
Wood-Grain Laminate							
HM	natural maple						+\$0

Overhead Storage Cabinet, Full Enclosure

FV442.



Specification Information

Step 1.

FV442.

Step 2. Attachment Bracket

F8 Canvas frame connection

WM wall mount

Step 3. Height

07 7½" high

15 15" high

Step 4. Width

For Canvas frame connection (F8) with 7½" high (07)

36 36" wide

42 42" wide

48 48" wide

For Canvas frame connection (F8) with 15" high (15)

24 24" wide

30 30" wide

36 36" wide

42 42" wide

48 48" wide

For wall mount (WM) with 7½" high (07)

36 36" wide

48 48" wide

For wall mount (WM) with 15" high (15)

24 24" wide

30 30" wide

36 36" wide

42 42" wide

48 48" wide

60 60" wide

72 72" wide

Step 5. Case/Primary Door Material

L laminate

Step 6. Secondary Door Material

A translucent plastic

P painted

Overhead Storage Cabinet, Full Enclosure *continued*

Step 7. Lock	
N	no lock
L	lock

Prices for Steps 1-7.

			24LAN	24LAL	24LPN	24LPL	30LAN	30LAL
FV442. F8	15		\$1296	1306	1205	1216	1344	1355
	WM	15	\$1353	1364	1263	1274	1403	1415
			30LPN	30LPL	36LAN	36LAL	36LPN	36LPL
FV442. F8	07		—	—	\$1217	1229	1132	1144
	15		\$1249	1262	1391	1405	1298	1309
	WM	07	—	—	\$1275	1287	1191	1204
	15		\$1309	1320	1452	1463	1355	1366
			42LAN	42LAL	42LPN	42LPL	48LAN	48LAL
FV442. F8	07		\$1268	1279	1180	1191	1316	1327
	15		\$1441	1455	1342	1354	1491	1504
	WM	07	—	—	—	—	\$1374	1385
	15		\$1501	1513	1402	1413	1550	1561
			48LPN	48LPL	60LAN	60LAL	60LPN	60LPL
FV442. F8	07		\$1224	1235	—	—	—	—
	15		\$1387	1401	—	—	—	—
	WM	07	\$1281	1296	—	—	—	—
	15		\$1446	1459	2043	2055	1905	1918
			72LAN	72LAL	72LPN	72LPL		
FV442. WM	15		\$2198	2219	2051	2074		

Step 8. Lock Option	
<i>For lock (L)</i>	
KA	keyed alike - \$10
KC	keyed differently, chrome + \$0

Step 9. Top/Case/Edge Finish

Solid-Color Laminate Top/Case/Thermoplastic Edge	
<i>For 24" wide (24), 30" wide (30), 36" wide (36), 42" wide (42), 48" wide (48), 60" wide (60), or 72" wide (72) with laminate (L)</i>	
91	white + \$0
WN	warm grey neutral + \$0

Wood-Grain Laminate Top/Case/Thermoplastic Edge	
<i>For 24" wide (24), 30" wide (30), 36" wide (36), 42" wide (42), 48" wide (48), or 60" wide (60) with laminate (L)</i>	
HM	natural maple + \$0

Step 10. Primary Door Finish

Solid-Color Laminate	
91	white + \$0
WN	warm grey neutral + \$0

Wood-Grain Laminate	
HM	natural maple + \$0

Step 11. Secondary Door Finish

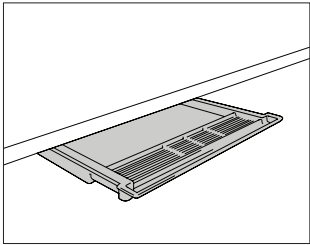
Translucent Plastic	
<i>For translucent plastic (A)</i>	
J9	opal frosted + \$0

Sand Texture Paint	
<i>For painted (P)</i>	
8Q	folkstone grey + \$0
91	white + \$0
98	studio white + \$0
BK	black + \$0
CL	cool grey neutral + \$0
G1	graphite + \$0
WL	sandstone + \$0
WN	warm grey neutral + \$0

Metallic Paint	
<i>For painted (P)</i>	
CN	metallic champagne + \$0
EH	metallic bronze + \$0
MS	metallic silver + \$0

Pencil Drawer

Y5010.

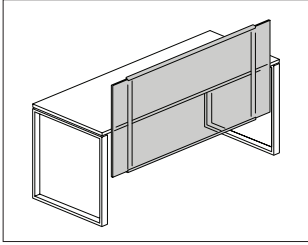


Specification Information		
Step 1.		
Y5010.		\$51

Step 2. Surface Finish		
8Q	folkstone grey	+\$0
BU	black umber	+\$0
HF	inner tone light	+\$0
LT	light tone	+\$0
LU	soft white	+\$0
MT	medium tone	+\$0
SG	slate grey	+\$0
WL	sandstone	+\$0
WN	warm grey neutral	+\$0

Screen

FV694.



Specification Information

Step 1.

FV694.

Step 2. Surface Material

A translucent plastic**P** painted

Step 3. Height

*For painted (P)***12A** 12" below work surface*For translucent plastic (A)***12A** 12" below work surface**18A** 6" above/12" below work surface**18B** 12" above/6" below work surface**24A** 12" above/12" below work surface

Step 4. Width

*For 12" below work surface (12A)***30** 30" wide**36** 36" wide**42** 42" wide**48** 48" wide**54** 54" wide**60** 60" wide**66** 66" wide**72** 72" wide*For 6" above/12" below work surface (18A), 12" above/6" below work surface (18B), or 12" above/12" below work surface (24A)***30** 30" wide**36** 36" wide**42** 42" wide**48** 48" wide**54** 54" wide

Prices for Steps 1-4.

		30	36	42	48	54	60
FV694. A	12A	\$699	729	756	783	812	840
	18A	\$736	766	794	825	852	—
	18B	\$736	766	794	825	852	—
	24A	\$840	874	907	941	974	—
	P 12A	\$637	661	686	713	738	763

66 72

FV694. A	12A	\$868	894
	P 12A	\$789	813

Step 5. Surface Finish

Sand Texture Paint

*For painted (P)***8Q** folkstone grey +\$0**91** white +\$0**98** studio white +\$0**BK** black +\$0**CL** cool grey neutral +\$0**G1** graphite +\$0**WL** sandstone +\$0**WN** warm grey neutral +\$0

Metallic Paint

*For painted (P)***CN** metallic champagne +\$0**EH** metallic bronze +\$0**MS** metallic silver +\$0

Translucent Plastic

*For translucent plastic (A)***J9** opal frosted +\$0

Step 6. Bracket Finish

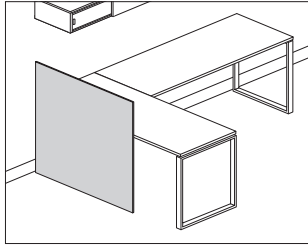
8Q folkstone grey +\$0**91** white +\$0**98** studio white +\$0**BK** black +\$0**CL** cool grey neutral +\$0**G1** graphite +\$0**WL** sandstone +\$0**WN** warm grey neutral +\$0

Metallic Paint

CN metallic champagne +\$0**EH** metallic bronze +\$0**MS** metallic silver +\$0

Privacy Panel

FV693.



Specification Information

Step 1.

FV693.

Step 2. Height

29 29" high

42 42" high

46 46" high

Step 3. Width

For 29" high (29)

33 33" wide

36 36" wide

48 48" wide

54 54" wide

60 60" wide

66 66" wide

72 72" wide

84 84" wide

For 42" high (42) or 46" high (46)

48 48" wide

54 54" wide

60 60" wide

Step 4. Surface Material

L laminate

Prices for Steps 1-4.

	L
FV693. 29 33	\$281
36	\$307
48	\$406
54	\$457
60	\$508
66	\$558
72	\$609
84	\$709
42 48	\$492
54	\$553
60	\$614
46 48	\$515
54	\$581
60	\$645

Step 5. Surface Finish

Solid-Color Laminate

91 white +\$0

WN warm grey neutral +\$0

Wood-Grain Laminate

For 33" wide (33), 48" wide (48), 36" wide (36), 54" wide (54), or 60" wide (60) with laminate (L)

HM natural maple +\$0

Step 6. Support Finish

Metallic Paint

CN metallic champagne +\$0

EH metallic bronze +\$0

MS metallic silver +\$0

Sand Texture Paint

8Q folkstone grey +\$0

91 white +\$0

98 studio white +\$0

BK black +\$0

CL cool grey neutral +\$0

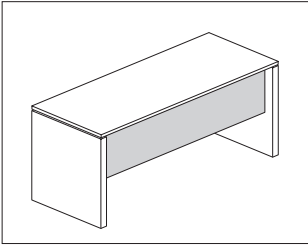
G1 graphite +\$0

WL sandstone +\$0

WN warm grey neutral +\$0

Modesty Panel

FV697.



Specification Information

Step 1.

FV697.

Step 2. Width	
60	60" wide
66	66" wide
72	72" wide
84	84" wide
96	96" wide

Step 3. Modesty Panel Type	
F	full modesty panel
H	half modesty panel

Step 4. Surface Material	
L	laminate

Prices for Steps 1-4.

		L
FV697. 60 F		\$508
H		\$356
66 F		\$558
H		\$390
72 F		\$609
H		\$424
84 F		\$709
H		\$438
96 F		\$813
H		\$451

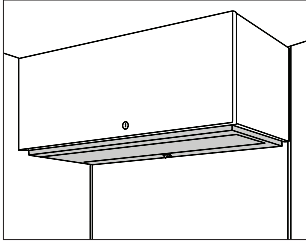
Step 5. Surface Finish

Solid-Color Laminate		
91	white	+\$0
WN	warm grey neutral	+\$0

Wood-Grain Laminate		
For 60" wide (60) with laminate (L)		
HM	natural maple	+\$0

Energy-Efficient Task Light

G6120.
G6121.
G6123.



Specification Information

Step 1.

G612

Step 2. Code Requirements

0. meets local codes including Canada
1. meets Chicago codes
3. meets New York City codes

Step 3. Width

24	24" wide
30	30" wide
36	36" wide
42	42" wide
48	48" wide
60	60" wide

Step 4. Dimmer

For 24" wide (24)

N no dimmer

For 30" wide (30), 36" wide (36), 42" wide (42), 48" wide (48), or 60" wide (60)

N no dimmer

Step 5. Bracket Option

- S** for Action Office® or Ethospace® Systems or Canvas
- Q** for C-style storage or E3234.
- P** for Passage® Desking System

Prices for Steps 1-5.

	S	Q	P
G6120. 24 N	\$353	353	353
30 N	\$366	366	366
36 N	\$376	376	376
42 N	\$393	393	393
48 N	\$400	400	400
60 N	\$436	436	436

	S	Q	P
G6121. 24 N	\$405	405	405
30 N	\$424	424	424
36 N	\$432	432	432
42 N	\$446	446	446
48 N	\$454	454	454
60 N	\$496	496	496

	S	Q	P
G6123. 24 N	\$350	350	350
30 N	\$380	380	380
36 N	\$391	391	391
42 N	\$400	400	400
48 N	\$412	412	412
60 N	\$452	452	452

Step 6. Surface Finish

For Action Office® or Ethospace® Systems or Canvas (S) or C-style storage or E3234. (Q)

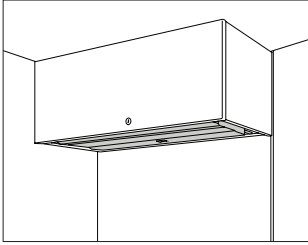
8Q	folkstone grey	+\$0
91	white	+\$0
BU	black umber	+\$0
CL	cool grey neutral	+\$0
EH	metallic bronze	+\$0
HF	inner tone light	+\$0
LT	light tone	+\$0
LU	soft white	+\$0
MT	medium tone	+\$0
WL	sandstone	+\$0
WN	warm grey neutral	+\$0

For Passage® Desking System (P)

BU	black umber	+\$0
-----------	-------------	------

Utility Task Light

G6136.
G6137.



Specification Information

Step 1.

G613

Step 2. Code Requirements

6. meets local codes including Canada and New York City
7. meets Chicago codes

Step 3. Width

- | | |
|-----------|----------|
| 24 | 24" wide |
| 30 | 30" wide |
| 42 | 42" wide |
| 60 | 60" wide |

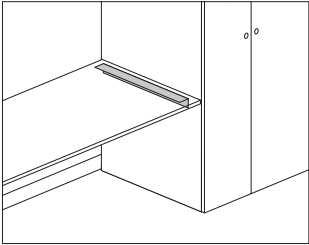
Step 4. Attachment Bracket

- | | |
|----------|--|
| S | for Action Office® or Ethospace® Systems or Canvas |
| Q | for C-style storage or E3234. |
| P | for Passage® Desking System |
| F | for 5000 Series Furniture |
| T | for transaction surface/counter top/wood cabinets |

Prices for Steps 1-4.

	S	Q	P	F	T
G6136. 24	\$261	261	261	261	261
30	\$265	265	265	265	265
42	\$291	291	291	291	291
60	\$324	324	324	324	324
G6137. 24	\$350	350	350	350	350
30	\$355	355	355	355	355
42	\$380	380	380	380	380
60	\$416	416	416	416	416

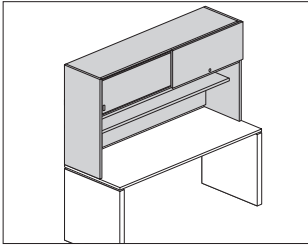
Canvas Cabinet/Wall Attachment Bracket FV692.



Specification Information	
Step 1.	
FV692.	\$68

Hutch, Full Enclosure

FV451.



Specification Information

Step 1.

FV451.

Step 2. Height

29 28½" high

40 39½" high

Step 3. Width

59 59" wide

60 60" wide

71 71" wide

72 72" wide

Step 4. Case/Primary Door Material

L laminate

Step 5. Secondary Door Material

A translucent plastic

P painted

Step 6. Lock

N no lock

L lock

Prices for Steps 1-6.

	LAN	LAL	LPN	LPL
FV451. 29 59	\$1929	1941	1845	1857
60	\$1929	1941	1845	1857
71	\$2197	2219	2103	2126
72	\$2197	2219	2103	2126
40 59	\$2160	2172	2067	2077
60	\$2160	2172	2067	2077
71	\$2462	2484	2355	2377
72	\$2462	2484	2355	2377

Step 7. Lock Option

For lock (L)

KA keyed alike -\$10

KC keyed differently, chrome +\$0

Step 8. Case/Stanchion Finish

Solid-Color Laminate

91 white +\$0

WN warm grey neutral +\$0

Wood-Grain Laminate

For 59" wide (59) or 60" wide (60) with laminate (L)

HM natural maple +\$0

Step 9. Primary Door Finish

Solid-Color Laminate

91 white +\$0

WN warm grey neutral +\$0

Wood-Grain Laminate

HM natural maple +\$0

Step 10. Secondary Door Finish

Translucent Plastic

For translucent plastic (A)

J9 opal frosted +\$0

Sand Texture Paint

For painted (P)

8Q folkstone grey +\$0

91 white +\$0

98 studio white +\$0

CL cool grey neutral +\$0

G1 graphite +\$0

WL sandstone +\$0

WN warm grey neutral +\$0

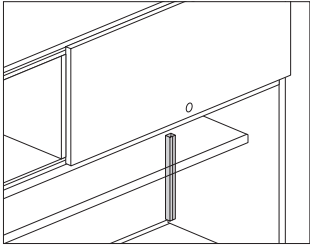
Metallic Paint

For painted (P)

CN metallic champagne +\$0

EH metallic bronze +\$0

MS metallic silver +\$0



Specification Information

Step 1.

FV984.

Step 2. Height

12 12" high

24 24" high

Prices for Steps 1-2.

FV984. 12	\$78
24	\$119

Index by Product Name

Canvas Office Landscape® 10-Day or Less

90° Connector Cover	page(s) 9
90° Connector Top Cap	13
90° Universal Connector	7
90° Universal Stacking Connector	8
120° Connector Cover	10
120° Connector Top Cap	14
120° Universal Connector	8
Base Power Harness	18
Bowtie Rectangular Surface	35
B-Style Flipper Door Unit	56
B-Style Shelf	57
Cable Management Trough	53
Cable Manager	53
Cable Tray	23
Canvas Cabinet/Wall Attachment Bracket	73, 52
Ceiling Power Entry, Connector	22
Closed Support Leg	52
Coat Hook	30
Communication Faceplate Extender	24
Communication Port Faceplate Extender	24
Communication Port Faceplate Reducer	23
Component Brace	62
Concave Corner Surface	38
Concave Rectangular Surface	34
Connector Base Filler	11
Cord Cleat	54
Cord Manager	75, 63
Corner Surface	37
C-Style Flipper Door	60
C-Style Flipper Door Unit	59
C-Style Shelf	61
Curvilinear Surface	36
Energy-Efficient Task Light	71
E-Style Flipper Door Unit	58
E-Style Shelf	59
Extended Corner Surface, Rectangular End	39
Finished End	11
Finished End, Change of Height	12
Frame	5
Frame-to-Frame Connection Hardware	7
Frame Top Cap	13
F-Style Shelf	56
F-Style Sliding Door Storage Unit	55
Full-Height Tile	25
Grommet Kit, Surface	54
Hardwire Mounting Kit	19

Hutch, Full Enclosure	74
Lower Power/Data Tile	27
Lower Tile	26
Marker/Eraser Holder	30
Modesty Panel	70
Open Support Leg, Tapered Foot, Peninsula/D-Shaped Surface	
Attached	49
Open Support, Tapered Foot, Frame Attached	48
Overhead Storage Cabinet, Full Enclosure	65
Overhead Storage Cabinet, Open	63
Overhead Storage Cabinet, Partial Enclosure	64
Pencil Drawer	67
Peninsula Support Bracket	46
Peninsula Surface, Rectangular End	41
Peninsula Surface, Round End	42
Power Entry, External Direct Connect	21
Power Entry, Internal Direct Connect, 4 Circuit	20
Power Entry, New York City	21
Power Harness Extender	19
Power Harness, Lower Power/Data Tile	18
Power Jumper	20
Privacy Panel	69
Receptacle, 15 Amp (package of 6)	22
Rectangular Surface	32
Retrofit Base Cover for Power Entry	6
Screen	68
Shelf Divider, Angled	62
Squared-Edge Corner Wedge	43
Squared-Edge Transaction Surface	44
Square Open Support Leg	51
Square Open Support Leg, Peninsula Attached	49
Stacking Frame	6
Stiffener	50
Support Leg, Post	50
Support Panel, Tapered Foot, Frame Attached	48
Surface Cantilever	45
Surface Ganging Bracket	46
Surface Support Rail	47
Tile Adapters, Wall Strip	16
Tile Trim, Wall Strip	17
Tool Bar	31
Upper Tile	28
Upper Window Tile	31
Utility Task Light	72
Vertical Trim, Wall Strip	17
Wall Fastener	15
Wall Start	14

Index: Product Name

Wall Start Filler	15
Wall Strip	16
Work Surface Support Bracket	47

Index by Product Number

E2931. Work Surface Support Bracket	page(s) 47
FT2F2. Open Support Leg, Tapered Foot, Peninsula/D-Shaped Surface Attached	49
FT29A. Peninsula Support Bracket	46
FT29B. Surface Ganging Bracket	46
FT110. Frame	5
FT111. Stacking Frame	6
FT112. Frame Top Cap	13
FT121. 90° Universal Connector	7
FT122. 90° Universal Stacking Connector	8
FT123. 90° Connector Cover	9
FT126. 90° Connector Top Cap	13
FT128. Frame-to-Frame Connection Hardware	7
FT131. 120° Universal Connector	8
FT133. 120° Connector Cover	10
FT136. 120° Connector Top Cap	14
FT140. Power Entry, External Direct Connect	21
FT141. Power Entry, New York City	21
FT143. Ceiling Power Entry, Connector	22
FT144. Power Entry, Internal Direct Connect, 4 Circuit	20
FT150. Base Power Harness	18
FT151. Power Harness Extender	19
FT152. Power Harness, Lower Power/Data Tile	18
FT154. Power Jumper	20
FT155. Receptacle, 15 Amp (package of 6)	22
FT157. Hardwire Mounting Kit	19
FT160. Finished End	11
FT161. Finished End, Change of Height	12
FT162. Retrofit Base Cover for Power Entry	6
FT165. Connector Base Filler	11
FT167. Tile Trim, Wall Strip	17
FT170. Lower Tile	26
FT171. Lower Power/Data Tile	27
FT172.	
FT180. Full-Height Tile	25
FT181. Upper Tile	28
FT183. Upper Window Tile	31
FT190. Wall Start	14
FT191. Wall Strip	16
FT192. Tile Adapters, Wall Strip	16
FT193. Cable Tray	23
FT197. Vertical Trim, Wall Strip	17
FT199. Cable Management Trough	53
FT280. Squared-Edge Transaction Surface	44
FT290. Surface Cantilever	45
FT291. Support Panel, Tapered Foot, Frame Attached	48
FT294. Open Support, Tapered Foot, Frame Attached	48

FT295. Surface Support Rail	47
FT410. F-Style Sliding Door Storage Unit	55
FT411. F-Style Shelf	56
FT420. B-Style Flipper Door Unit	56
FT422. B-Style Shelf	57
FT430. E-Style Flipper Door Unit	58
FT432. E-Style Shelf	59
FT490. Coat Hook	30
FT900. Tool Bar	31
FT920. Wall Start Filler	15
FTS10. Rectangular Surface	32
FTS11. Concave Rectangular Surface	34
FTS12. Curvilinear Surface	36
FTS18. Bowtie Rectangular Surface	35
FTS20. Corner Surface	37
FTS21. Concave Corner Surface	38
FTS22. Extended Corner Surface, Rectangular End	39
FTS23.	
FTS34. Peninsula Surface, Rectangular End	41
FTS35. Peninsula Surface, Round End	42
FV2D1. Square Open Support Leg, Peninsula Attached	49
FV2D2. Square Open Support Leg	51
FV2E2. Closed Support Leg	52
FV440. Overhead Storage Cabinet, Open	63
FV441. Overhead Storage Cabinet, Partial Enclosure	64
FV442. Overhead Storage Cabinet, Full Enclosure	65
FV451. Hutch, Full Enclosure	74
FV689. Support Leg, Post	50
FV692. Canvas Cabinet/Wall Attachment Bracket	73, 52
FV693. Privacy Panel	69
FV694. Screen	68
FV695. Cable Manager	53
FV696. Stiffener	50
FV697. Modesty Panel	70
FV982. Grommet Kit, Surface	54
FV984. Cord Manager	75, 63
G1189. Communication Port Faceplate Extender	24
G1189. Communication Port Faceplate Reducer	23
G1331. Cord Cleat	54
G6120. Energy-Efficient Task Light	71
G6121.	
G6123.	
G6136. Utility Task Light	72
G6137.	
G7330. Shelf Divider, Angled	62
X1192. Wall Fastener	15
X1313. Communication Faceplate Extender	24

Index: Product Number

X3710. C-Style Flipper Door	60
X3730. C-Style Shelf	61
X3750. C-Style Flipper Door Unit	59
X3910. Component Brace	62
Y2091. Squared-Edge Corner Wedge	43
Y5010. Pencil Drawer	67
Y7231. Marker/Eraser Holder	30

10-Day or Less Order Information

10-Day or Less Program

10-day or less products are designed for established Herman Miller dealers with pre-approved credit.

Products are distributed from multiple West Michigan manufacturing facilities. These include Holland, Spring Lake, and Zeeland. Orders will be shipped within 10 business days or less from the date of Herman Miller acknowledgement.

Ordering Procedures

1. Please place orders through Order Manager. If this is not available to you, place orders through mail or fax. Verbal purchase orders will not be accepted.
Order Entry fax number for Passage®, 5000 Series, and Meridian® Filing and Storage: (616) 846 9236.
Order Entry fax number for all other products: (616) 654 3085.
2. Orders must be clearly marked “10-day or less program” and include only 10-day or less products. Orders not marked this way will be processed under standard lead times. Orders for standard lead times must be placed on a separate purchase order.
3. Only fabrics and finishes listed with each product are available through the 10-day or less program.
4. For any 10-day or less project over \$250,000 list price, please contact your Customer Care representative within 48 hours of order entry to reserve lead time.
5. For more information, contact your Customer Care representative at: (866) 854 3048 EXT 3400.

Shipments and Delivery

Per Herman Miller Terms and Conditions.

Changes and Cancellation

Per Herman Miller Terms and Conditions.



10-Day Keyed-Alike Information

Keyed-Alike Locks

All components with locks may be specified keyed alike. Products with keyed-alike locks will be shipped with lock chassis installed. Installation of lock cylinders will be on-site according to instructions provided. Herman Miller, Inc. will not be responsible for lock cylinder installation.

When specifying product keyed-alike, include separate lines on your order for the lock cylinders.

For Action Office®, Ethospace®, and Passage® products, list cylinder part number and key number (232092-XXX); select a key number (or numbers) between 226 and 427, excluding numbers 408 and 412.

For Meridian® Storage or 5000 Series, see the following charts.

Keyed-alike locks are field installed.

To order keyed-alike locks for Action Office® Series 1 and 2 door panels, please contact Customer Care.

A master key can be used to open any lock on an attached or freestanding component. In addition, a removal key or lock change tool is required to remove lock plugs. Customers interested in ordering master keys, removal keys, or lock change tools should contact Customer Care.

For Meridian Storage or 5000 Series desk components with pedestals, specify as follows:

Specification Code	Key Number	Color	Lock Series
KA	232092-XXX ¹	black	UM series 226 - 427
KA	1B2JK7-XXX ¹	chrome	UM series 226 - 427

For 5000 Series flipper door unit with bezel or credenza storage cabinet with bezel, specify as follows:

Specification Code	Key Number	Color	Lock Series
KA	232092-XXX ¹	black	UM series 226 - 427

Key Number:
XXX¹ = a key number between 226 and 427 (excluding 408 and 412)



Stain-to-Match Program

Stain-to-Match Program

Program Overview

The Stain-to-Match program gives you the option of using veneer finishes that are not listed in the standard offering. The program allows Herman Miller to match a customer's existing recut or natural veneer, or create a new finish that is unique to an installation.

Specific information on approval, ordering, pricing, and warranty for the Stain-to-Match program is listed below. Questions and requests for assistance may be directed to Herman Miller Options at:

(800) 654 3910

Ordering Products with Stain-to-Match Veneers

1. Fill out the Options Stain-to-Match Request Form and send along with a color sample (2" x 3" minimum) to the Herman Miller Options Applications Team at the address provided on the form. The form can be found on Omni.
2. Within 7-10 working days, Herman Miller Options will send a sample of the color-matched stain on Herman Miller veneer to the requester for the customer's signed approval.
3. If the sample meets the customer's approval, sign the reverse side of the sample, scan and email the approval to:
options@hermanmiller.com.
4. After the stain has been approved, a formal quotation with special number and pricing can be provided, or the product can be specified through the Vary Easy program, if available. Work with the Options team on final product needs and how to specify.
5. A purchase order can then be placed.

Stain-to-Match Warranty

Herman Miller warrants its products to be free from defects in craftsmanship from the date of delivery for the applicable warranty period. Herman Miller is responsible for the physical properties of the veneers available through the Stain-to-Match program, which include:

- STA: Stain-to-Match on Recut Ash
- STB: Stain-to-Match on Beech
- STC: Stain-to-Match on Cherry
- STD: Stain-to-Match on Oak
- STK: Stain-to-Match on Reltech Anigre (Geiger)
- STM: Stain-to-Match on Recut Mahogany
- STP: Stain-to-Match on Maple
- STU: Stain-to-Match on Walnut (Geiger)

See your specification tool for product specific finish offering limitations.



Proprietary Textiles Application Chart — 10-Day Workspaces

- Available

Application Note: Herman Miller cannot guarantee material/pattern alignment in adjacent products. For example, a fabric's pattern may not align from one screen to the next, or from one panel to the next.

	Action Office® Panels/Connectors	B-Style Flipper Doors	B-Style Tackboards	E-Style Flipper Doors	Ethospace® Tiles/Connectors	Ethospace Attaching Screens	Canvas Office Landscape™ Tiles	Resolve® Boundary Screens	Seating
Price Category 1									
8A__ Bubbletack								•	
2V__ Chain	•	•	•	•	•		22		
8T__ Crossing (85__)	5	2	2	•			•		6
95__ Gem	2	2	2	•	•		•		•
2I__ Grasscloth	•	•	•	•	•		•		
1MN__ Monologue	•	•	•	•	•		•		•
8B__ Multiscrim™						•		•	
5T__ Resonance	•	•	•	•	•		•		
8C__ Scrim Trim								•	
2M__ Silkworm	•	•	•	•	•		•		
1WS__ Whisper	•	•	•	•	•		•		•
Price Category 2									
51__ Cord	•	•	•	•	•		•		
92__ Crepe	2	•	•	•	•		•		•
57__ Frost	•	•	•	•	•		•		
84__ Grosgrain	5			•	•		•		
4N__ Horizon	2	2	2	•	•		•		
1LM__ Loom	•	•	•	•			•		
3A__ Moiré		2	2	•	•		22		
8R__ Twist (5S__)	4	2	2	•	•		•		6
Price Category 3									
70__ Bento	2	2	2	•			•		•
8Z__ Glaze	•	•	•	•	•		•		
47__ Ground Cloth®	•	•	•	•	•		•		
5D__ Kira 2	2	2	2	•	•		•		
8L__ Savannah	•	20	•	•	•		•	•	
8U__ Stitches (5Z__)									6
8W__ Strands	•	•	•	•	•		•		
Price Category 4									
65__ Quilty	2	2	2	•	•		•		
63__ Sironetta	•	•	•	•	•		•		

- 2 Available on all products except 54" and 60" wide.
- 4 Not available on Action Office acoustical panels and not available on 54" and 60" wide products.
- 5 Not available on Action Office acoustical panels.
- 6 Available on seating products in select colors. See the "Proprietary Textile Colors-10-Day Seating" appendix.

- 10 Not available on Action Office connectors, cable management, and spacers.
- 20 Available only on Ethospace B-Style.
- 22 Not available as railroaded application option for Chain (2V__) and Moiré (3A__).



Proprietary Textile Colors – 10-Day Workspaces

Price Category 1

Bubbletack
100% polyester
8A01 Seashell White
8A02 Pearl Grey
8A07 Pebble Beige
8A19 Spa Blue

Chain
66" wide
100% recycled polyester
2V01 Pearl
2V02 Oyster
2V03 Wheat
2V04 Linen
2V05 Wicker
2V06 Bamboo
2V07 Sage
2V08 Spring Wood
2V09 Iceberg

Crossing
54" wide
86% antimony-free polyester
14% polyester
8T03 Wicker
8T04 Porcelain
8T05 Warm Grey
8T06 Sepia
8T07 Pumpkin
8T08 Copper
8T09 Cranberry
8T10 Tomato
8T11 Mulberry
8T12 Plum
8T13 Green Apple
8T14 Loden
8T15 Spruce
8T16 Periwinkle
8T17 Cerulean
8T18 Indigo
8T19 Shale
8T20 Brownstone
8T21 Bark
8T22 Tin
8T23 Graphite
8T24 Black

Crossing
For systems products only.
54" wide
86% antimony-free polyester
14% polyester
8501 Ivory
8502 Oyster

Gem
54" wide
100% antimony-free polyester
9501 Sesame
9502 Tangerine
9503 Red
9510 Berry Blue
9512 Green Apple
9514 Black
9515 Slate Grey
9516 Fog

Grasscloth
66" wide
100% recycled polyester
2I01 Silver Birch
2I02 Pampas
2I03 Sedge
2I07 Lea
2I08 Taro
2I09 Steam Grey
2I10 Cayenne
2I11 Bottle Green
2I12 Surf
2I13 Gravel

Monologue
54" wide
56% recycled polyester
44% polyester
1MN01 Linen
1MN02 Alabaster
1MN03 Truffle
1MN04 Folkstone
1MN05 Silver Pine
1MN06 Slate
1MN07 Seed
1MN08 Yellow Oxide
1MN09 Persimmon
1MN10 Tundra
1MN11 Meadow
1MN12 Blue Sky
1MN13 Blue Spruce
1MN14 Deep Sea

Multiscrim™
60" wide
100% polyester
8B01 Seashell White
8B02 Pearl Grey
8B07 Pebble Beige
8B19 Spa Blue

Resonance
66" wide
100% polyester
5T04 Greige
5T05 Porcelain
5T06 Alabaster
5T15 Iris
5T28 Sugar
5T54 Saltbush

Scrim Trim
61" wide
82% polyester
18% spandex
8C01 Seashell White
8C02 Pearl Grey

Silkworm
66" wide
58% recycled polyester
42% polyester
2M01 Cocoon
2M02 Pongee
2M03 Saffron
2M04 Tussah
2M05 Ceylon
2M06 Jasmine
2M07 Shale
2M08 Monsoon

Whisper
54" wide
73% recycled polyester
27% polyester
1WS01 Sand Dollar
1WS02 Pebble
1WS03 Silver Birch
1WS04 Iceberg
1WS05 Silver Pine
1WS06 Carbon
1WS07 Cumin
1WS08 Adobe
1WS09 Strawberry
1WS10 Blush
1WS11 Eggplant
1WS12 Willow
1WS13 Sea Grass
1WS14 Pool
1WS15 Blueberry

Proprietary Textile Colors – 10-Day Workspaces

continued

Price Category 2

Cord
66" wide
52% antimony-free polyester
48% polyester

5101 Ivory
5102 White Ash
5103 Linen
5104 Bamboo
5105 Sepia
5106 Wicker
5107 Sesame
5108 Kiwi Green
5109 Bayou
5110 Shade
5111 Spring Wood
5112 Summer White

Crepe
54" wide
100% recycled polyester

9201 Licorice
9203 Smoke
9209 Claret
9223 Cadet
9241 Beachglass
9243 Midnight
9244 Artichoke
9251 Fog
9252 Slate Grey
9260 Brownstone
9261 Shale
9262 Graphite
9263 Tomato
9264 Green Apple

Frost
66" wide
100% recycled polyester

5701 Bisque
5702 Abalone
5703 Porcelain
5704 Honey
5706 Sage
5710 Sable Grey

Grosgrain
66" wide
100% recycled polyester

8401 Pearl
8402 White Ash
8403 Warm Grey
8404 Khaki
8405 Oyster
8406 Celedon
8412 Tin

Horizon
54" wide
65% antimony-free polyester
35% polyester

4N01 Rye Grass
4N02 Sugar Pine
4N04 White Ash
4N05 Spring Wood
4N09 Oat Grass

Loom
54" wide
100% polyester

1LM01 Linen
1LM02 Brown Sugar and Spice
1LM03 Brick and Mortar
1LM04 Salt and Pepper
1LM07 Poppy
1LM09 Loden
1LM11 Deep Sea

Moiré
54" wide
100% recycled polyester

3A01 Concrete
3A03 Rattan
3A04 Chambray
3A12 Cork

Twist
54" wide
80% antimony-free polyester
13% recycled polyester
7% polyester

8R05 Wicker
8R10 Poppy
8R14 Tin
8R15 Shale
8R16 Graphite
8R17 Birch
8R18 Sepia
8R22 Blueberry
8R23 Green Apple
8R26 Gunmetal
8R28 Citrus
8R30 Tangerine
8R32 Wisteria
8R35 Waterfall
8R37 Carbon Dark

Twist
For systems products only.
54" wide
80% antimony-free polyester
13% recycled polyester
7% polyester

5S01 Pearl
5S02 Ivory
5S03 Oyster

Price Category 3

Bento
54" wide
100% antimony-free polyester
7001 Frost
7003 Khaki
7004 Truffle

Glaze
66" wide
100% recycled polyester

8Z01 Wicker
8Z03 Porcelain
8Z06 Rye
8Z07 Frost
8Z08 Silver Birch

Ground Cloth®
66" wide
100% polyester

4701 Vapor Grey
4721 Warm White
4722 Fog
4723 Straw
4724 Red Orange
4725 Wild Berry
4726 Green Apple
4727 Caribbean
4728 Midnight
4729 Cappuccino

Category 3 continued on next page

Proprietary Textile Colors — 10-Day Workspaces

continued

Price Category 3

continued

Kira 2
54" wide
100% recycled polyester
5D13 Oasis
5D15 Ash
5D16 Falcon

Savannah
66" wide
76% recycled polyester
24% polypropylene
8L01 Pearl
8L07 Linen
8L10 Frost

Strands
66" wide
100% recycled polyester
8W01 Pebble
8W02 Porcelain
8W03 Taupe
8W05 Khaki
8W08 Tin

Price Category 4

Quilty
56" wide
100% antimony-free polyester
GreenShield
6S04 Straw
6S07 Brick
6S10 Mink
6S11 Green Apple
6S13 Indigo

Sironetta
66" wide
100% recycled polyester
6301 Acapella
6302 Sonata
6303 Interlude
6308 Harmony



For more information about our products and services or to see a list of dealers, please visit us at HermanMiller.com or call (800) 851 1196.

© 2019 Herman Miller, Inc., Zeeland, Michigan

Distribution Rights

Working together since 1956, Herman Miller and Vitra are the authentic sources of designs by Charles and Ray Eames, Alexander Girard, and George Nelson. All the designs shown in this book are protected by law. Herman Miller has obtained all rights to make and sell these designs. Also, Herman Miller holds exclusive worldwide manufacturing and distribution rights for these products with the following exceptions:

Charles and Ray Eames, George Nelson, and Alexander Girard—Worldwide distribution rights for furniture in all areas except Europe and the Middle East. For those areas, please contact Vitra.

Isamu Noguchi—Worldwide distribution rights for the Noguchi Rudder Table. Distribution rights for the Noguchi Table in North America and Central America only. For all other areas, please contact Vitra.

Magis—Exclusive distribution rights in the US and Canada. For all other areas, please contact Magis.

Mattiazzi—Exclusive distribution rights in the US and Canada. For all other areas, please contact Mattiazzi.

® **HermanMiller**, , Action Office, Aeron, Aside, Avive, Canvas Office Landscape, Capex, Celle, Co/Struc, Eames, Embody, Equa 2, Ergon 3, Ethospace, Exclave, Fine-Tune, FlexFront, Formcoat, Ground Cloth, Herman Miller Healthcare, Layout Studio, Maharam, Meridian, Mirra, Passage, Pellicle, Perspectives, PostureFit, Quadrant, Resolve, Sayl, Setu, Thrive, Tu, Y-Tower, and Z-Axis are among the registered trademarks of Herman Miller, Inc., and its owned subsidiaries.

™ AireWeave, Bubbletack, Cellular Suspension, Compass, Connect, Cosm, DOT, Durawrap, Everywhere, Flex-Edge, Hopsak 2, Intent, Iota, Keyless Entry, Latitude, Lino, Lyris 2, Mora, Motia, Multiscrim, Nelson, Nevi, Pedastools, Plex, Renew, Stackable, Swoop, TriFlex, Twist, Verus and Vista are among the trademarks of Herman Miller, Inc., and its owned subsidiaries.

®Chemsurf is a registered trademark of Wilsonart International.

Corian® is a registered trademark of E.I. du Pont de Nemours and Company Corporation.

FLEXNET™ is a trademark of Milliken & Company.

Floor Saver Glide® is a registered trademark of Carpin Manufacturing, Inc.

Geiger® is a registered trademark of Geiger International.

Microsoft® and Natural® Keyboard are registered trademarks of Microsoft Corporation.

Place Textiles® is a registered trademark of Place Textiles.