



Prices effective September 3, 2019

Published October 2019

Canvas Office Landscape®

Metal Desk

Introduction	page 2
Canvas Office Landscape Metal Desk	3
Surfaces and Supports	5
Storage	34
Screens	42
Accessories	46
Indices	53
By Name	53
By Number	55
Appendices	
20-Day or Less/Assigned Lead-Time Order Information	
Proprietary Textiles Application Chart-Workspaces	
Proprietary Textile Colors-Workspaces	
Maharam Application Chart-Workspaces	
Maharam Colors-Workspaces	
For the latest materials information, refer to the Materials pages on HermanMiller.com.	

A Note on the Organization of This Book

There are a few signals that will help you understand the organization of this book. Once you know them, you should be able to find your way around easily.

Like a newspaper, this book is formatted with columns of text and illustrations that run vertically.

Information wraps from one column to the next and continues for as many pages as it needs to.

Black bars are clues.

A black bar at the top of a page signals the start of information about a product.

This information is divided into two sections, each signaled by a black bar. Product Information includes a description, additional notes, and dimensional drawings. Specification Information, which always begins at the top of a column, includes a series of steps. Each step represents a decision you need to make in order to complete your product number. Steps must be followed sequentially. The number of pages needed to complete information on a product varies; some will be complete in one page; others may fill three or four pages. Just continue going through the steps until you run into the next product, signaled by the black bar at the top of the page.

Black tabs running along the outside edge of the page help you locate what section you are in or what section you want to go to. You can thumb forwards or backwards to find a section; tabs and text appear on both sides of the page.

The additional pages in the back of the book include the appendices and indices. They are signaled by a long black bar running along the outside edge of the page.

The index is presented two ways.

The first index is in alphabetical order by product name. It can be helpful if you are new to the products and numbering scheme or if you are looking for a type of product, such as work chair or round table. The second index is by product number. It lists, in alphanumeric order, the base product number, typically a five-digit number.

General Information

This book is effective September 3, 2019, subject to change without notice. Products may be purchased from authorized Herman Miller dealers who will quote prices upon request. For more information about our products and services or to see a list of dealers, visit www.HermanMiller.com.


All prices are list prices. Additional services, such as planning services, design, storage, and installation, are not included and must be added to these prices when the additional services are requested.


Illustrations, specifications, and prices are based on the latest information at the time of publication. The right is reserved to make changes at any time without notice in prices, fabrics, finishes, materials, specifications, and models, and also to discontinue models and finishes.

Dimensions shown in the drawings are engineering drawing dimensions rounded up to the nearest 1/8". Product is shipped set up or knocked down. Products that include "Shipped knocked down" in the description require some assembly. If this statement does not appear in the description, the product is shipped assembled.

Service problems are normally handled by a Herman Miller authorized dealer. Where this cannot be accomplished on a local level, service problems should be referred to the Customer Care Representative for your region, Herman Miller, Inc., Zeeland, Michigan 49464.

20-Day or Less/Assigned Lead-Time Shipments

All products and options in this price book not designated by an Assigned Program icon  will ship in **20 business days or less** after being acknowledged by Herman Miller.

Products and options designated by an  are on the assigned lead-time program and may ship in 20 days, less than 20 days, or more than 20 days from order acknowledgement.

Surfaces and Supports

Storage

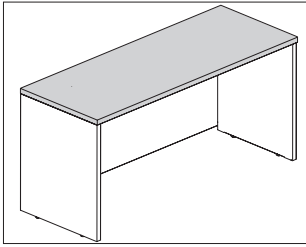
Screens

Accessories



Rectangular Surface

FKS10.



Product Information

Description

This surface attaches to various support components to create a freestanding rectangular desk. It has a laminate top and thermoplastic edge or veneer top and edge. Laminate and veneer surfaces are 1 1/4" thick.

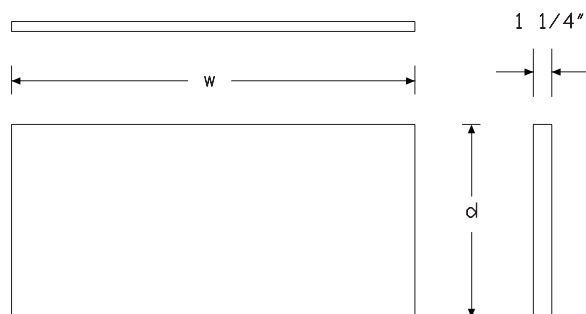
Notes

For no brackets, for freestanding or use with low credenza (S) option, order the following support products separately:

- When creating a freestanding desk with closed metal support leg (FK2E3.), a modesty panel (FK700.) is required for stability.
- Closed support leg (FV2E2.)
- Square open support leg (FK2D2.)
- Surface ganging bracket (FK29B.)
- Open support leg, architectural foot (FV2A2.)
- Square open support leg (FV2D2.)
- Support leg, post (FV689.)
- Universal post leg (FT2B2.)
- Surface support, low credenza, adjustable height (FT299.)
- Surface support, low credenza, fixed height (FT298.)
- Surface-attached pedestal
- When creating a freestanding desk with closed support leg (FV2E2.), a modesty panel (FV697.) is required for stability.

Stiffener (FK696.) is required for any laminate or veneer surface 54" wide or wider that cannot use a center cantilever. See Canvas Office Landscape® Metal Desk Planning Guide for specific stiffener guidelines.

Dimensions



Specification Information

Step 1.

FK

Step 2. Edge

S10. squared-edge

Step 3. Depth

20	20" deep
24	24" deep
30	30" deep
36	36" deep

Step 4. Width

For 20" deep (20)

36	36" wide
42	42" wide
48	48" wide
54	54" wide
60	60" wide

For 24" deep (24) or 30" deep (30)

24	24" wide
30	30" wide
36	36" wide
42	42" wide
48	48" wide
54	54" wide
60	60" wide <input type="checkbox"/>
66	66" wide <input type="checkbox"/>
72	72" wide <input type="checkbox"/>
78	78" wide <input type="checkbox"/>
84	84" wide <input type="checkbox"/>
90	90" wide <input type="checkbox"/>
96	96" wide <input type="checkbox"/>

For 36" deep (36)

60	60" wide
66	66" wide
72	72" wide
78	78" wide
84	84" wide
90	90" wide
96	96" wide

Rectangular Surface *continued*

Step 5. Surface Material				
L	laminate top/thermoplastic edge			
W	veneer top/veneer edge A			

Step 6. Attachment Bracket

For 20" deep (20)

D surface attachment bracket

For 24" deep (24), 30" deep (30), or 36" deep (36)

S no brackets, for freestanding or use with low credenza

Prices for Steps 1-6.

		LD	LS	WD	WS
FKS10. 20	36	\$401	—	815	—
	42	\$428	—	873	—
	48	\$457	—	936	—
	54	\$488	—	1003	—
	60	\$522	—	1076	—
24	24	—	\$312	—	670
	30	—	\$335	—	721
	36	—	\$361	—	775
	42	—	\$388	—	833
	48	—	\$417	—	896
	54	—	\$448	—	963
	60	—	\$482	—	1036
	66	—	\$516	—	1108
	72	—	\$552	—	1186
	78	—	\$590	—	1269
	84	—	\$632	—	1357
	90	—	\$676	—	1452
	96	—	\$723	—	1554
30	24	—	\$347	—	745
	30	—	\$373	—	801
	36	—	\$401	—	861
	42	—	\$431	—	926
	48	—	\$463	—	995
	54	—	\$498	—	1070
	60	—	\$535	—	1151
	66	—	\$573	—	1231
	72	—	\$613	—	1317
	78	—	\$656	—	1410
	84	—	\$702	—	1508
	90	—	\$751	—	1614
	96	—	\$803	—	1727

36	60	—	\$642	—	1381
	66	—	\$687	—	1477
	72	—	\$736	—	1581
	78	—	\$787	—	1691
	84	—	\$842	—	1810
	90	—	\$901	—	1936
	96	—	\$964	—	2072

Step 7.

Top Finish

For laminate top/thermoplastic edge (L)

76	light brown walnut A	+\$0
8Q	folkstone grey	+\$0
91	white	+\$0
98	studio white	+\$0
CL	cool grey neutral	+\$0
HF	inner tone light	+\$0
HM	natural maple	+\$0
HP	light anigre	+\$0
HT	inner tone A	+\$0
HX	aged cherry	+\$0
HY	walnut on cherry	+\$0
LA	light ash	+\$0
LBA	clear on ash	+\$0
LBB	oak on ash	+\$0
LBC	walnut on ash	+\$0
LBD	dark brown walnut	+\$0
LBE	medium red walnut	+\$0
LBF	neutral twill	+\$0
LBG	sarum twill	+\$0
LBH	earthen twill	+\$0
LBJ	graphite twill	+\$0
LBM	crisp linen	+\$0
LBN	classic linen	+\$0
LBP	casual linen	+\$0
LBQ	white twill	+\$0
LBR	phantom ecru A	+\$0
LBS	phantom cocoa A	+\$0
LBU	medium matte walnut A	+\$0
LBV	warm grey teak A	+\$0
LT	light tone	+\$0
LU	soft white	+\$0
MT	medium tone	+\$0
WL	sandstone	+\$0
WN	warm grey neutral	+\$0

Rectangular Surface *continued*

Top/Edge Finish: Wood Veneer

For veneer top/veneer edge (W)

2U	light brown walnut A	+\$95
40	dark brown walnut A	+\$95
ED	aged cherry A	+\$95
EK	medium red walnut A	+\$95
EW	medium matte walnut A	+\$95
ET	clear on ash A	+\$95
EU	oak on ash A	+\$95
EV	walnut on ash A	+\$95
UL	natural maple A	+\$95
UX	walnut on cherry A	+\$95

LU	soft white
MT	medium tone
WL	sandstone
WN	warm grey neutral

+\$0
+\$0
+\$0
+\$0

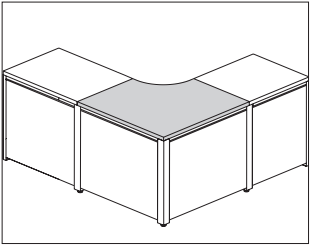
Canvas Office Landscape® Surfaces and Supports

Step 8. Edge Finish

For laminate top/thermoplastic edge (L)

76	light brown walnut	+\$0
8Q	folkstone grey	+\$0
91	white	+\$0
98	studio white	+\$0
BU	black umber	+\$0
CL	cool grey neutral	+\$0
HF	inner tone light	+\$0
HM	natural maple	+\$0
HP	light anigre	+\$0
HT	inner tone	+\$0
HX	aged cherry	+\$0
HY	walnut on cherry	+\$0
LA	light ash	+\$0
LBA	clear on ash	+\$0
LBB	oak on ash	+\$0
LBC	walnut on ash	+\$0
LBD	dark brown walnut	+\$0
LBE	medium red walnut	+\$0
LBF	neutral twill	+\$0
LBG	sarum twill	+\$0
LBH	earthen twill	+\$0
LBJ	graphite twill	+\$0
LBK	pewter mesh	+\$0
LBL	steel mesh	+\$0
LBM	crisp linen	+\$0
LBN	classic linen	+\$0
LBP	casual linen	+\$0
LBQ	white twill	+\$0
LBR	phantom ecru	+\$0
LBS	phantom cocoa	+\$0
LBU	medium matte walnut	+\$0
LBV	warm grey teak	+\$0

Concave Corner Surface, for Metal Office FKS21.



Product Information

Description

This 90° corner surface attaches to support components and adjacent surfaces to create a freestanding corner desk. It has a laminate top and thermoplastic edge or a veneer top and edge. Laminate and veneer surfaces are 1 1/4" thick.

Notes

For freestanding applications (S) option:

- Surface must be connected to adjacent surfaces on both ends and surfaces must be the same depth.
- 1 back corner support and 2 end supports are required for each surface (left and right side).

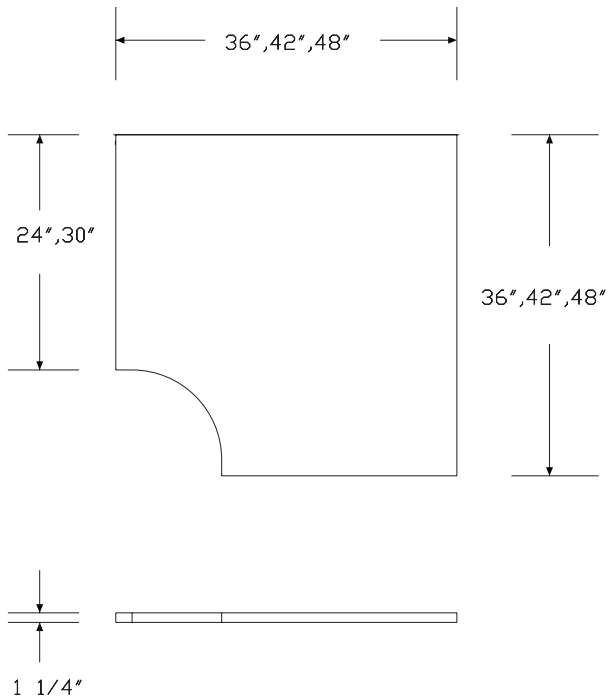
To support the back corner of the surface, order corner support leg (FK2C2.) separately; modesty panels (FK700.) on both sides are required for stability.

When using modesty panel (FK700.), corner support leg (FK2C2.) must be used. Order separately.

To support the ends of the surface, order 2 of the following separately:

- Closed metal support leg (FK2E3.), shared position; a modesty panel (FK700.) is also required for stability.
- Closed support leg (FV2E2.), shared position
- Square open support leg (FK2D2.), shared position
- Square open support leg (FV2D2.), shared position
- Open support leg, architectural foot (FV2A2.), shared position

Dimensions



Concave Corner Surface, for Metal Office *continued*

Specification Information			
Step 1.			
FK			
Step 2. Edge			
S21. squared-edge			
Step 3. Depth			
24	24" deep		
30	30" deep		
Step 4. Width			
For 24" deep (24)			
36	36" wide		
42	42" wide		
48	48" wide		
For 30" deep (30)			
42	42" wide		
48	48" wide		
Step 5. Surface Material			
L	laminate top/thermoplastic edge		
W	veneer top/veneer edge A		
Step 6. Attachment			
S	for freestanding applications		
Prices for Steps 1-6.			
		LS	WS
FKS21. 24 36		\$533	1145
	42	\$573	1232
	48	\$616	1324
	30 42	\$630	1355
	48	\$678	1457

Step 7.		
Top Finish		
<i>For laminate top/thermoplastic edge (L)</i>		
76	light brown walnut A	+\$0
8Q	folkstone grey	+\$0
91	white	+\$0
98	studio white	+\$0
CL	cool grey neutral	+\$0
HF	inner tone light	+\$0
HM	natural maple	+\$0
HP	light anigre	+\$0
HT	inner tone A	+\$0
HX	aged cherry	+\$0
HY	walnut on cherry	+\$0
LA	light ash	+\$0
LBA	clear on ash	+\$0
LBB	oak on ash	+\$0
LBC	walnut on ash	+\$0
LBD	dark brown walnut	+\$0
LBE	medium red walnut	+\$0
LBF	neutral twill	+\$0
LBG	sarum twill	+\$0
LBH	earthen twill	+\$0
LBJ	graphite twill	+\$0
LBM	crisp linen	+\$0
LBN	classic linen	+\$0
LBP	casual linen	+\$0
LBQ	white twill	+\$0
LBR	phantom ecru A	+\$0
LBS	phantom cocoa A	+\$0
LBU	medium matte walnut A	+\$0
LBV	warm grey teak A	+\$0
LT	light tone	+\$0
LU	soft white	+\$0
MT	medium tone	+\$0
WL	sandstone	+\$0
WN	warm grey neutral	+\$0

Concave Corner Surface, for Metal Office *continued*

Top/Edge Finish: Wood Veneer

For veneer top/veneer edge (W)

2U	light brown walnut <input type="checkbox"/> A	+\$123
40	dark brown walnut <input type="checkbox"/> A	+\$123
ED	aged cherry <input type="checkbox"/> A	+\$123
EK	medium red walnut <input type="checkbox"/> A	+\$123
ET	clear on ash <input type="checkbox"/> A	+\$123
EU	oak on ash <input type="checkbox"/> A	+\$123
EV	walnut on ash <input type="checkbox"/> A	+\$123
EW	medium matte walnut <input type="checkbox"/> A	+\$123
EY	light anigre <input type="checkbox"/> A	+\$123
UL	natural maple <input type="checkbox"/> A	+\$123
UX	walnut on cherry <input type="checkbox"/> A	+\$123

LBV	warm grey teal	+\$0
LU	soft white	+\$0
MT	medium tone	+\$0
WL	sandstone	+\$0
WN	warm grey neutral	+\$0

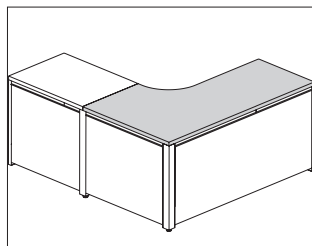
Step 8. Edge Finish

For laminate top/thermoplastic edge (L)

76	light brown walnut	+\$0
8Q	folkstone grey	+\$0
91	white	+\$0
98	studio white	+\$0
BU	black umber	+\$0
CL	cool grey neutral	+\$0
HF	inner tone light	+\$0
HM	natural maple	+\$0
HP	light anigre	+\$0
HT	inner tone	+\$0
HX	aged cherry	+\$0
HY	walnut on cherry	+\$0
LA	light ash	+\$0
LBA	clear on ash	+\$0
LBB	oak on ash	+\$0
LBC	walnut on ash	+\$0
LBD	dark brown walnut	+\$0
LBE	medium red walnut	+\$0
LBF	neutral twill	+\$0
LBG	sarum twill	+\$0
LBH	earthen twill	+\$0
LBJ	graphite twill	+\$0
LBK	pewter mesh	+\$0
LBL	steel mesh	+\$0
LBM	crisp linen	+\$0
LBN	classic linen	+\$0
LBP	casual linen	+\$0
LBQ	white twill	+\$0
LBR	phantom ecru	+\$0
LBS	phantom cocoa	+\$0
LBU	medium matte walnut	+\$0

Extended Corner Surface, Rectangular End, for Metal Office

FKS22.
FKS23.



Product Information

Description

This 90° extended corner surface attaches to support components and adjacent surfaces to create a freestanding extended corner desk. It has a laminate top and thermoplastic edge or a veneer top and edge. Laminate and veneer surfaces are 1/4" thick.

Notes

For freestanding applications (S) option:

- Surface must be connected to adjacent surface on the short end and adjacent surface must be the same depth.
- 1 back corner support and 2 end supports are required for each surface (left and right side).

To support the back corner of the surface, order corner support leg (FK2C2.) separately; modesty panels (FK700.) on both sides are required for stability.

When using modesty panel (FK700.), corner support leg (FK2C2.) must be used. Order separately.

To support the extended end of the surface, order 1 of the following separately:

- Metal closed support leg (FK2E3.); a modesty panel (FK700.) is also required for stability.
- Square open support leg (FK2D2.)
- Support leg, peninsula attached (FK2A3.)
- Closed support leg (FV2E2.)
- Open support leg, architectural foot (FV2A2.)
- Square open support leg (FV2D2.)
- Support leg, post (FV689.)
- Universal support leg, post (FT2B2.)
- Surface support, low credenza, adjustable height (FT299.)
- Surface support, low credenza, fixed height (FT298.)

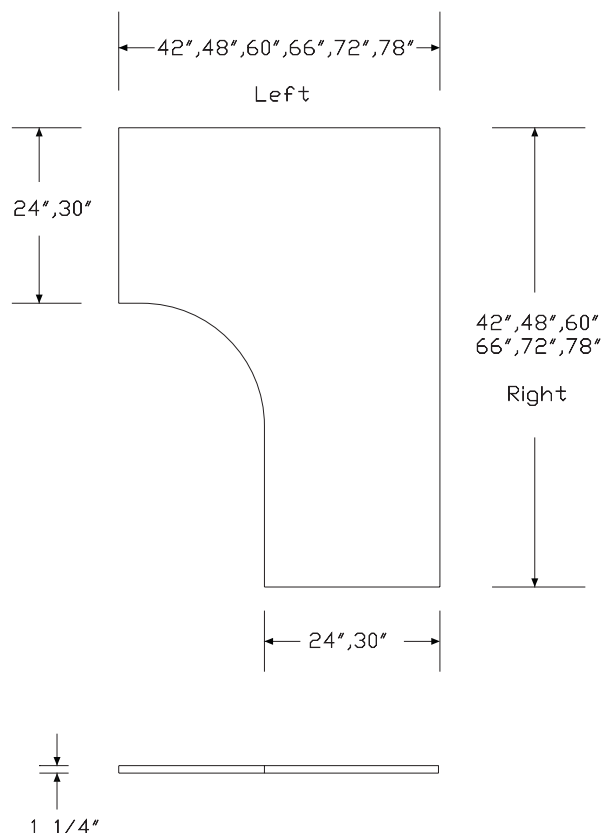
Surface-attached pedestal

To support the short end of the surface, order 1 of the following separately:

- Closed metal support leg (FK2E3.); a modesty panel (FK700.) is also required for stability.
- Square open support leg (FK2D2.), shared position
- Closed support leg (FV2E2.), shared position
- Open support leg, architectural foot (FV2A2.), shared position
- Square open support leg (FV2D2.), shared position

Stiffener (FK696.) is required for any laminate or veneer surface 54" wide or wider that cannot use a center cantilever. See Canvas Office Landscape® Metal Desk Planning Guide for specific stiffener guidelines.

Dimensions



Extended Corner Surface, Rectangular End, for Metal Office

continued

Specification Information	
Step 1.	
FK	
Step 2. Edge	
S22.	squared-edge, 24" deep
S23.	squared-edge, 30" deep
Step 3. Width	
<i>For squared-edge, 24" deep (S22.)</i>	
4260	42" wide left x 60" wide right
4266	42" wide left x 66" wide right
4272	42" wide left x 72" wide right
4278	42" wide left x 78" wide right
4860	48" wide left x 60" wide right
4866	48" wide left x 66" wide right
4872	48" wide left x 72" wide right
4878	48" wide left x 78" wide right
6042	60" wide left x 42" wide right
6048	60" wide left x 48" wide right
6642	66" wide left x 42" wide right
6648	66" wide left x 48" wide right
7242	72" wide left x 42" wide right
7248	72" wide left x 48" wide right
7842	78" wide left x 42" wide right
7848	78" wide left x 48" wide right
<i>For squared-edge, 30" deep (S23.)</i>	
4860	48" wide left x 60" wide right
4866	48" wide left x 66" wide right
4872	48" wide left x 72" wide right
4878	48" wide left x 78" wide right
6048	60" wide left x 48" wide right
6648	66" wide left x 48" wide right
7248	72" wide left x 48" wide right
7848	78" wide left x 48" wide right
Step 4. Surface Material	
L	laminate top/thermoplastic edge
W	veneer top/veneer edge
Step 5. Attachment	
S	for freestanding applications

Prices for Steps 1-5.	
	S
FKS22. 4260 L	\$739
W	\$1605
4266 L	\$786
W	\$1697
4272 L	\$811
W	\$1739
4278 L	\$857
W	\$1828
4860 L	\$786
W	\$1697
4866 L	\$835
W	\$1790
4872 L	\$857
W	\$1828
4878 L	\$903
W	\$1915
6042 L	\$739
W	\$1605
6048 L	\$786
W	\$1697
6642 L	\$786
W	\$1697
6648 L	\$835
W	\$1790
7242 L	\$835
W	\$1790
7248 L	\$882
W	\$1882
7842 L	\$882
W	\$1882
7848 L	\$929
W	\$1971
	S
FKS23. 4860 L	\$885
W	\$1892
4866 L	\$933
W	\$1987
4872 L	\$953
W	\$2019
4878 L	\$999
W	\$2108
6048 L	\$885
W	\$1892

Extended Corner Surface, Rectangular End, for Metal Office

continued

6648 L	\$933
W	\$1987
7248 L	\$981
W	\$2078
7848 L	\$1028
W	\$2170

Step 6.








Top Finish

For laminate top/thermoplastic edge (L)

76	light brown walnut 	+\$0
8Q	folkstone grey	+\$0
91	white	+\$0
98	studio white	+\$0
CL	cool grey neutral	+\$0
HF	inner tone light	+\$0
HM	natural maple	+\$0
HP	light anigre	+\$0
HT	inner tone 	+\$0
HX	aged cherry	+\$0
HY	walnut on cherry	+\$0
LA	light ash	+\$0
LBA	clear on ash	+\$0
LBB	oak on ash	+\$0
LBC	walnut on ash	+\$0
LBD	dark brown walnut	+\$0
LBE	medium red walnut	+\$0
LBF	neutral twill	+\$0
LBG	sarum twill	+\$0
LBH	earthen twill	+\$0
LBJ	graphite twill	+\$0
LBM	crisp linen	+\$0
LBN	classic linen	+\$0
LBP	casual linen	+\$0
LBQ	white twill	+\$0
LBR	phantom ecru 	+\$0
LBS	phantom cocoa 	+\$0
LBU	medium matte walnut 	+\$0
LBV	warm grey teak 	+\$0
LT	light tone	+\$0
LU	soft white	+\$0
MT	medium tone	+\$0
WL	sandstone	+\$0
WN	warm grey neutral	+\$0
ZZ	open line laminate (nonstandard) 	+\$0














Top/Edge Finish: RecoGrain Veneer

For veneer top/veneer edge (W)

DU	cathedral recut natural maple 	+\$139
HU	cathedral recut light anigre 	+\$139
JU	cathedral recut aged cherry 	+\$139
VU	cathedral recut light brown walnut 	+\$139
WU	cathedral recut walnut on cherry 	+\$139
XU	cathedral recut medium red cherry 	+\$139
ZU	cathedral recut chocolate brown sapele 	+\$139

Top/Edge Finish: Wood Veneer

For veneer top/veneer edge (W)

2U	light brown walnut 	+\$139
3U	medium red cherry 	+\$139
40	dark brown walnut 	+\$139
6U	chocolate brown sapele 	+\$139
ED	aged cherry 	+\$139
EK	medium red walnut 	+\$139
ET	clear on ash 	+\$139
EU	oak on ash 	+\$139
EV	walnut on ash 	+\$139
EW	medium matte walnut 	+\$139
EY	light anigre 	+\$139
UL	natural maple 	+\$139
UX	walnut on cherry 	+\$139

Step 7. Edge Finish

For laminate top/thermoplastic edge (L)

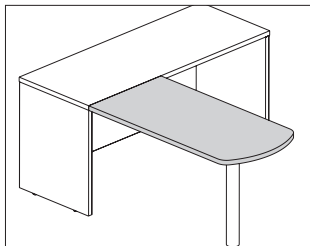
76	light brown walnut	+\$0
8Q	folkstone grey	+\$0
91	white	+\$0
98	studio white	+\$0
BU	black umber	+\$0
CL	cool grey neutral	+\$0
HF	inner tone light	+\$0
HM	natural maple	+\$0
HP	light anigre	+\$0
HT	inner tone	+\$0
HX	aged cherry	+\$0
HY	walnut on cherry	+\$0
LA	light ash	+\$0
LBA	clear on ash	+\$0
LBB	oak on ash	+\$0
LBC	walnut on ash	+\$0
LBD	dark brown walnut	+\$0
LBE	medium red walnut	+\$0
LBF	neutral twill	+\$0

Extended Corner Surface,
Rectangular End, for Metal Office

continued

Canvas Office Landscape® Surfaces and Supports

LBG	sarum twill	+\$0
LBH	earthen twill	+\$0
LBJ	graphite twill	+\$0
LBK	pewter mesh	+\$0
LBL	steel mesh	+\$0
LBM	crisp linen	+\$0
LBN	classic linen	+\$0
LBP	casual linen	+\$0
LBQ	white twill	+\$0
LBR	phantom ecru	+\$0
LBS	phantom cocoa	+\$0
LBU	medium matte walnut	+\$0
LBV	warm grey teak	+\$0
LU	soft white	+\$0
MT	medium tone	+\$0
WL	sandstone	+\$0
WN	warm grey neutral	+\$0
X1	chalk white	+\$0



Product Information

Description

This squared-edge peninsula surface is supported by various support components to create a freestanding desk. It has a laminate top and thermoplastic edge or a veneer top and edge. Laminate and veneer surfaces are 1¹/₄" thick.

Notes

Peninsula surface requires support at both ends of the surface.

To support the peninsula end of the surface, order 1 of the following supports separately:

- Square open support leg, peninsula attached (FK2D1.)
- Support leg, peninsula attached (FK2A3.)
- Open support leg, tapered foot, peninsula/D-shaped surface attached (FT2F2.)
- Open support leg, architectural foot, peninsula/D-shaped surface attached, inset (FT2A2.A)
- Square open support leg, peninsula attached (FV2D1.)
- Support leg, post (FV689.)
- Universal support leg, post (FT2B2.)

For surface attachment bracket (D) option:

- 2 ganging brackets are included for attaching peninsula surface to another surface at 90 degrees.

• Surface will only attach to front edge of squared-edge surfaces.

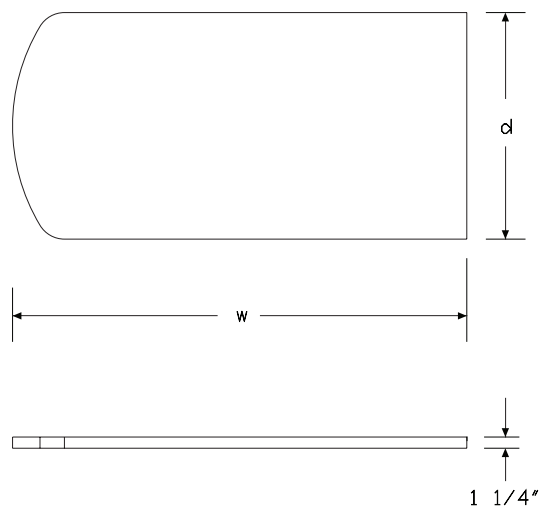
For no brackets, for freestanding or use with low credenza (S) option, order the following support products separately:

- Square open support leg (FK2D2.)
- Closed support leg (FV2E2.)
- Open support leg, architectural foot, peninsula/d-shaped surface attached, outbound (FT2A2.B)
- Square open support leg (FV2D2.)
- Support leg, post (FV689.); metal modesty panel will not attach to this leg.

- Universal support leg, post (FT2B2.)

Stiffener (FK696.) is required for any laminate or veneer surface 54" wide or wider that cannot use a center cantilever. See Canvas Office Landscape® Metal Desk Planning Guide for specific stiffener guidelines.

Dimensions



Peninsula Surface, Soft Round

continued

Specification Information				
Step 1.				
FK				
Step 2. Edge				
S31. squared-edge				
Step 3. Depth				
24	24" deep			
30	30" deep			
36	36" deep			
Step 4. Width				
48	48" wide			
54	54" wide			
60	60" wide			
66	66" wide			
72	72" wide			
Step 5. Surface Material				
L	laminate top/thermoplastic edge			
W	veneer top/veneer edge A			
Step 6. Attachment Bracket				
D	surface attachment bracket			
S	no brackets, for free standing or use with low credenza			
Prices for Steps 1-6.				
	LD	LS	WD	WS
FKS31. 24 48	\$451	411	970	884
54	\$505	465	1086	1000
60	\$558	518	1200	1114
66	\$610	570	1312	1226
72	\$658	618	1415	1329
30 48	\$547	507	1176	1090
54	\$617	577	1327	1241
60	\$688	648	1479	1393
66	\$759	719	1632	1546
72	\$826	786	1776	1690
36 48	\$704	664	1514	1428
54	\$754	714	1621	1535
60	\$806	766	1733	1647
66	\$866	826	1862	1776
72	\$915	875	1967	1881

Step 7.		
Top Finish		
<i>For laminate top/thermoplastic edge (L)</i>		
76	light brown walnut A	+\$0
8Q	folkstone grey	+\$0
91	white	+\$0
98	studio white	+\$0
CL	cool grey neutral	+\$0
HF	inner tone light	+\$0
HM	natural maple	+\$0
HP	light anigre	+\$0
HT	inner tone A	+\$0
HX	aged cherry	+\$0
HY	walnut on cherry	+\$0
LA	light ash	+\$0
LBA	clear on ash	+\$0
LBB	oak on ash	+\$0
LBC	walnut on ash	+\$0
LBD	dark brown walnut	+\$0
LBE	medium red walnut	+\$0
LBF	neutral twill	+\$0
LBG	sarum twill	+\$0
LBH	earthen twill	+\$0
LBJ	graphite twill	+\$0
LBK	pewter mesh	+\$0
LBM	crisp linen	+\$0
LBN	classic linen	+\$0
LBP	casual linen	+\$0
LBQ	white twill	+\$0
LBR	phantom ecru A	+\$0
LBS	phantom cocoa A	+\$0
LBU	medium matte walnut A	+\$0
LBV	warm grey teak A	+\$0
LT	light tone	+\$0
LU	soft white	+\$0
MT	medium tone	+\$0
WL	sandstone	+\$0
WN	warm grey neutral	+\$0

Peninsula Surface, Soft Round

continued

Top/Edge Finish: Wood Veneer

For veneer top/veneer edge (W)

2U	light brown walnut A	+\$95
40	dark brown walnut A	+\$95
ED	aged cherry A	+\$95
EK	medium red walnut A	+\$95
ET	clear on ash A	+\$95
EU	oak on ash A	+\$95
EV	walnut on ash A	+\$95
EW	medium matte walnut A	+\$95
UL	natural maple A	+\$95
UX	walnut on cherry A	+\$95

LU	soft white
MT	medium tone
WL	sandstone
WN	warm grey neutral

+\$0
+\$0
+\$0
+\$0

Canvas Office Landscape® Surfaces and Supports

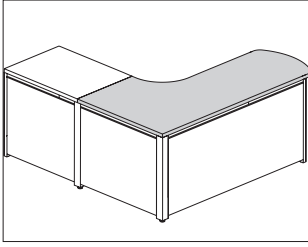
Step 8. Edge Finish

For laminate top/thermoplastic edge (L)

76	light brown walnut	+\$0
8Q	folkstone grey	+\$0
91	white	+\$0
98	studio white	+\$0
BU	black umber	+\$0
CL	cool grey neutral	+\$0
HF	inner tone light	+\$0
HM	natural maple	+\$0
HP	light anigre	+\$0
HT	inner tone	+\$0
HX	aged cherry	+\$0
HY	walnut on cherry	+\$0
LA	light ash	+\$0
LBA	clear on ash	+\$0
LBB	oak on ash	+\$0
LBC	walnut on ash	+\$0
LBD	dark brown walnut	+\$0
LBE	medium red walnut	+\$0
LBF	neutral twill	+\$0
LBG	sarum twill	+\$0
LBH	earthen twill	+\$0
LBJ	graphite twill	+\$0
LBK	pewter mesh	+\$0
LBL	steel mesh	+\$0
LBM	crisp linen	+\$0
LBN	classic linen	+\$0
LBP	casual linen	+\$0
LBQ	white twill	+\$0
LBR	phantom ecru	+\$0
LBS	phantom cocoa	+\$0
LBU	medium matte walnut	+\$0
LBV	warm grey teak	+\$0

Extended Corner Surface, Soft Round

FKS32.



Product Information

Description

This 90° extended corner surface attaches to support components and adjacent surfaces to create a freestanding extended corner desk. It has a left- or right-hand extension with a soft round end and a laminate top with thermoplastic edge or a veneer top and edge. Laminate and veneer surfaces are 1 1/4" thick.

Notes

Attachment hardware not included.

Surface requires support at both ends of the surface.

For freestanding applications (S) option:

- Surface must be connected to adjacent surface on the short end and adjacent surface must be the same depth.
- 1 back corner support and 2 end supports are required for each surface (left and right side).

To support the back corner of the surface, order 1 of the following separately:

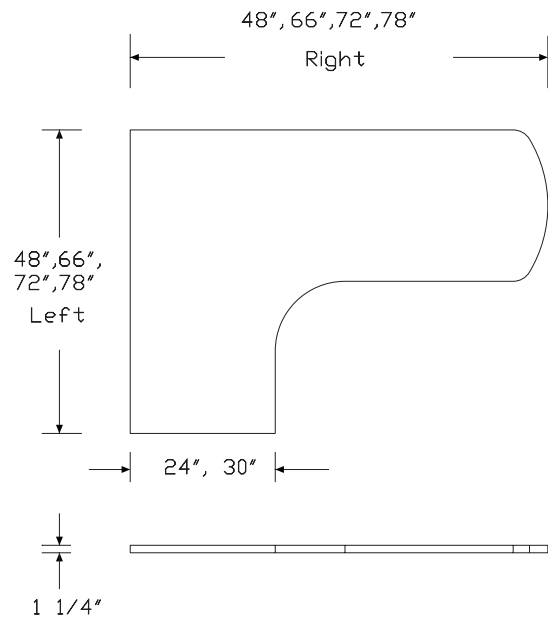
- Corner support leg (FK2C2.)
 - Support leg, post (FV689.)
 - Universal support leg, post (FT2B2.)
- To support the extended end of the surface, order 1 of the following separately:
- Square open support leg (FK2D2.)
 - Support leg, peninsula attached (FK2A3.)
 - Square open support leg, peninsula attached (FK2D1.)
 - Open support leg, tapered foot, peninsula/D-shaped surface attached (FT2F2.), square edge only
 - Open support leg, architectural foot, peninsula/D-shaped surface attached (FT2A2.)
 - Square open support leg, peninsula attached (FV2D1.)
 - Support leg, post (FV689.)
 - Universal support leg, post (FT2B2.)

To support the short end of the surface, order 1 of the following separately:

- Metal closed support leg (FK2E3.), shared position; a modesty panel (FK700.) is also required for stability.
- Square open support leg (FK2D2.), shared position
- Closed support leg (FV2E2.), shared position
- Open support leg, architectural foot (FV2A2.), shared position
- Square open support leg (FV2D2.), shared position

Stiffener (FK696.) is required for any laminate or veneer surface 54" wide or wider that cannot use a center cantilever. See Canvas Office Landscape® Metal Desk Planning Guide for specific stiffener guidelines.

Dimensions



Extended Corner Surface, Soft Round *continued*

Specification Information

Step 1.

FK

Step 2. Edge

S32. squared-edge

Step 3. Depth

24 24" deep

30 30" deep

Step 4. Width

4866 48" wide left x 66" wide right

4872 48" wide left x 72" wide right

4878 48" wide left x 78" wide right

6648 66" wide left x 48" wide right

7248 72" wide left x 48" wide right

7848 78" wide left x 48" wide right

Step 5. Surface Material

L laminate top/thermoplastic edge

W veneer top/veneer edge **A**

Step 6. Attachment Bracket

S for freestanding applications

Prices for Steps 1-6.

	LS	WS
FKS32. 24 4866	\$833	1791
4872	\$877	1886
4878	\$951	2045
6648	\$833	1791
7248	\$877	1886
7848	\$951	2045
30 4866	\$876	1883
4872	\$920	1978
4878	\$994	2137
6648	\$876	1883
7248	\$920	1978
7848	\$994	2137

Step 7.

Top Finish

For laminate top/thermoplastic edge (L)

76	light brown walnut A	+\$0
8Q	folkstone grey	+\$0
91	white	+\$0
98	studio white	+\$0
CL	cool grey neutral	+\$0
HF	inner tone light	+\$0
HM	natural maple	+\$0
HP	light anigre	+\$0
HT	inner tone A	+\$0
HX	aged cherry	+\$0
HY	walnut on cherry	+\$0
LA	light ash	+\$0
LBA	clear on ash	+\$0
LBB	oak on ash	+\$0
LBC	walnut on ash	+\$0
LBD	dark brown walnut	+\$0
LBE	medium red walnut	+\$0
LBF	neutral twill	+\$0
LBG	sarum twill	+\$0
LBH	earthen twill	+\$0
LBJ	graphite twill	+\$0
LBM	crisp linen	+\$0
LBN	classic linen	+\$0
LBP	casual linen	+\$0
LBQ	white twill	+\$0
LBR	phantom ecru A	+\$0
LBS	phantom cocoa A	+\$0
LBU	medium matte walnut A	+\$0
LBV	warm grey teak A	+\$0
LT	light tone	+\$0
LU	soft white	+\$0
MT	medium tone	+\$0
WL	sandstone	+\$0
WN	warm grey neutral	+\$0

Extended Corner Surface, Soft Round *continued*

Top/Edge Finish: Wood Veneer

For veneer top/veneer edge (W)

2U	light brown walnut <input type="checkbox"/> A	+\$139
40	dark brown walnut <input type="checkbox"/> A	+\$139
ED	aged cherry <input type="checkbox"/> A	+\$139
EK	medium red walnut <input type="checkbox"/> A	+\$139
ET	clear on ash <input type="checkbox"/> A	+\$139
EU	oak on ash <input type="checkbox"/> A	+\$139
EV	walnut on ash <input type="checkbox"/> A	+\$139
EW	medium matte walnut <input type="checkbox"/> A	+\$139
UL	natural maple <input type="checkbox"/> A	+\$139
UX	walnut on cherry <input type="checkbox"/> A	+\$139

LU	soft white	+\$0
MT	medium tone	+\$0
WL	sandstone	+\$0
WN	warm grey neutral	+\$0

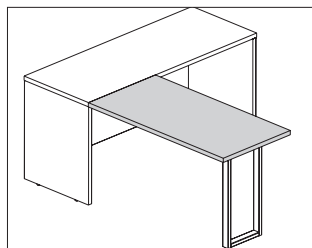
Step 8. Edge Finish

For laminate top/thermoplastic edge (L)

76	light brown walnut	+\$0
8Q	folkstone grey	+\$0
91	white	+\$0
98	studio white	+\$0
BU	black umber	+\$0
CL	cool grey neutral	+\$0
HF	inner tone light	+\$0
HM	natural maple	+\$0
HP	light anigre	+\$0
HT	inner tone	+\$0
HX	aged cherry	+\$0
HY	walnut on cherry	+\$0
LA	light ash	+\$0
LBA	clear on ash	+\$0
LBB	oak on ash	+\$0
LBC	walnut on ash	+\$0
LBD	dark brown walnut	+\$0
LBE	medium red walnut	+\$0
LBF	neutral twill	+\$0
LBG	sarum twill	+\$0
LBH	earthen twill	+\$0
LBJ	graphite twill	+\$0
LBK	pewter mesh	+\$0
LBL	steel mesh	+\$0
LBM	crisp linen	+\$0
LBN	classic linen	+\$0
LBP	casual linen	+\$0
LBQ	white twill	+\$0
LBR	phantom ecru	+\$0
LBS	phantom cocoa	+\$0
LBU	medium matte walnut	+\$0
LBV	warm grey teak	+\$0

Peninsula Surface, Rectangular End

FKS34.



Product Information

Description

This squared-edge peninsula surface is supported by various support components to create a freestanding desk. It has a laminate top and thermoplastic edge or veneer top and edge. Laminate and veneer surfaces are 1 1/4" thick.

Notes

Peninsula surface requires support at both ends of the surface.

To support the peninsula end of the surface, order 1 of the following supports separately:

- Square open support leg, peninsula attached (FK2D1.)
- Support leg, peninsula attached (FK2A3.)
- Open support leg, tapered foot, peninsula/d-shaped surface attached (FT2F2.)
- Open support leg, architectural foot, peninsula/d-shaped surface attached (FT2A2.)
- Square open support leg, peninsula attached (FV2D1.)
- Support leg, post (FV689.)
- Universal support leg, post (FT2B2.)

For surface attachment bracket (D) option:

- 2 ganging brackets are included for attaching peninsula surface to another surface at 90 degrees.


Surface will only attach to front edge of squared-edge surfaces.

For no brackets, for freestanding or use with low credenza (S) option, order the following support products separately:

- Closed metal support leg (FK2E3.); a modesty panel (FK700.) is also required for stability.
- Square open support leg (FK2D2.)
- Closed support leg (FV2E2.)
- Open support leg, architectural foot, peninsula/d-shaped surface attached (FT2A2.B)
- Square open support leg (FV2D2.)
- Support leg, post (FV689.)
- Universal post leg (FT2B2.)
- Surface support, low credenza, adjustable height (FT299.)
- Surface support, low credenza, fixed height (FT298.)

Stiffener (FK696.) is required for any laminate or veneer surface 54" wide or wider that cannot use a center cantilever. See Canvas Office Landscape® Metal Desk Planning Guide for specific stiffener guidelines.

Dimensions



Peninsula Surface, Rectangular

End *continued*

Specification Information				
Step 1.				
FK				
Step 2. Edge				
S34. squared-edge				
Step 3. Depth				
24	24" deep			
30	30" deep			
36	36" deep			
Step 4. Width				
48	48" wide			
54	54" wide			
60	60" wide			
66	66" wide			
72	72" wide			
Step 5. Surface Material				
L	laminate top/thermoplastic edge			
W	veneer top/veneer edge A			
Step 6. Attachment				
D	surface attachment bracket			
S	no brackets, for free standing or use with low credenza			
Prices for Steps 1-6.				
	LD	LS	WD	WS
FKS34. 24 48	\$457	417	982	896
54	\$488	448	1049	963
60	\$522	482	1122	1036
66	\$558	518	1200	1114
72	\$597	557	1284	1198
30 48	\$503	463	1082	996
54	\$538	498	1156	1070
60	\$575	535	1237	1151
66	\$616	576	1324	1238
72	\$659	619	1417	1331
36 48	\$549	509	1181	1095
54	\$588	548	1264	1178
60	\$629	589	1352	1266
66	\$673	633	1447	1361
72	\$721	681	1550	1464

Step 7.		
Top Finish		
<i>For laminate top/thermoplastic edge (L)</i>		
76	light brown walnut A	+\$0
8Q	folkstone grey	+\$0
91	white	+\$0
98	studio white	+\$0
CL	cool grey neutral	+\$0
HF	inner tone light	+\$0
HM	natural maple	+\$0
HP	light anigre	+\$0
HT	inner tone A	+\$0
HX	aged cherry	+\$0
HY	walnut on cherry	+\$0
LA	light ash	+\$0
LBA	clear on ash	+\$0
LBB	oak on ash	+\$0
LBC	walnut on ash	+\$0
LBD	dark brown walnut	+\$0
LBE	medium red walnut	+\$0
LBF	neutral twill	+\$0
LBG	sarum twill	+\$0
LBH	earthen twill	+\$0
LBJ	graphite twill	+\$0
LBM	crisp linen	+\$0
LBN	classic linen	+\$0
LBP	casual linen	+\$0
LBQ	white twill	+\$0
LBR	phantom ecru A	+\$0
LBS	phantom cocoa A	+\$0
LBU	medium matte walnut A	+\$0
LBV	warm grey teak A	+\$0
LT	light tone	+\$0
LU	soft white	+\$0
MT	medium tone	+\$0
WL	sandstone	+\$0
WN	warm grey neutral	+\$0

Peninsula Surface, Rectangular

End *continued*

Top/Edge Finish: Wood Veneer

For veneer top/veneer edge (W)

2U	light brown walnut A	+\$95
40	dark brown walnut A	+\$95
ED	aged cherry A	+\$95
EK	medium red walnut A	+\$95
ET	clear on ash A	+\$95
EU	oak on ash A	+\$95
EV	walnut on ash A	+\$95
EW	medium matte walnut A	+\$95
EY	light anigre A	+\$95
UL	natural maple A	+\$95
UX	walnut on cherry A	+\$95

LBV	warm grey teak
LU	soft white
MT	medium tone
WL	sandstone
WN	warm grey neutral

+\$0
+\$0
+\$0
+\$0
+\$0

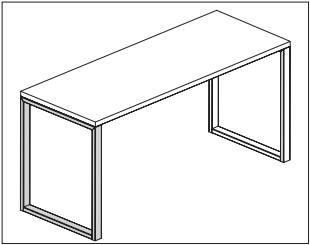
Canvas Office Landscape® Surfaces and Supports

Step 8. Edge Finish

For laminate top/thermoplastic edge (L)

76	light brown walnut	+\$0
8Q	folkstone grey	+\$0
91	white	+\$0
98	studio white	+\$0
BU	black umber	+\$0
CL	cool grey neutral	+\$0
HF	inner tone light	+\$0
HM	natural maple	+\$0
HP	light anigre	+\$0
HT	inner tone	+\$0
HX	aged cherry	+\$0
HY	walnut on cherry	+\$0
LA	light ash	+\$0
LBA	clear on ash	+\$0
LBB	oak on ash	+\$0
LBC	walnut on ash	+\$0
LBD	dark brown walnut	+\$0
LBE	medium red walnut	+\$0
LBF	neutral twill	+\$0
LBG	sarum twill	+\$0
LBH	earthen twill	+\$0
LBJ	graphite twill	+\$0
LBK	pewter mesh	+\$0
LBL	steel mesh	+\$0
LBM	crisp linen	+\$0
LBN	classic linen	+\$0
LBP	casual linen	+\$0
LBQ	white twill	+\$0
LBR	phantom ecru	+\$0
LBS	phantom cocoa	+\$0
LBU	medium matte walnut	+\$0

Square Open Support Leg FK2D2.



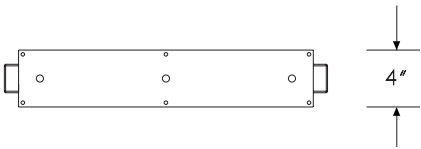
Product Information

Description
This individual leg supports 1 end of a surface or joins 2 surfaces end-to-end, providing shared support at the surface joint. It has leveling glides with 1½" of adjustment. Attachment hardware included.

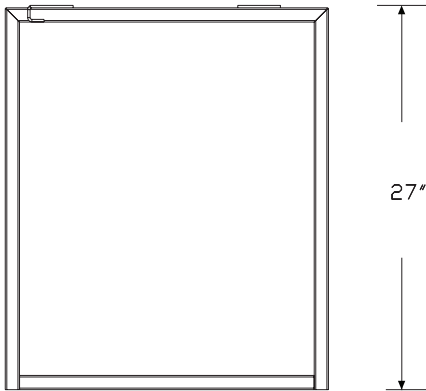
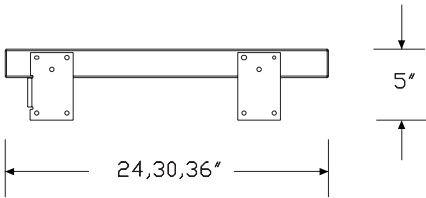
Notes

When leg is supporting the end of a squared-edge surface, depth of support leg must match depth of surface.
When leg is supporting the joint between 2 surfaces, specify leg as follows:
Surface Depth—Leg Depth
24" deep surface—12" deep leg (2A)
30" deep surface—24" deep leg (2B)
36" deep surface—24" deep leg (2B)

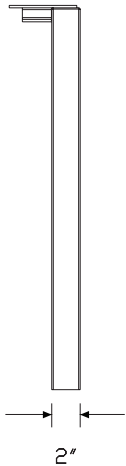
Dimensions



Shared support bracket



Left/Right end support bracket



Square Open Support Leg *continued*

Specification Information

Step 1.

FK2D2.

Step 2. Surface Edge Type

S for squared edge surface

Step 3. Depth

2A 12" deep, shared

2B 24" deep, shared

24 24" deep

30 30" deep

36 36" deep

Step 4. Leg Type

F fixed height

Step 5. Position

For 12" deep, shared (2A) or 24" deep, shared (2B)

S shared

For 24" deep (24), 30" deep (30), or 36" deep (36)

L left

R right

Prices for Steps 1-5.

	FL	FS	FR
FK2D2. S 2A	—	\$221	—
2B	—	\$341	—
24	\$341	—	341
30	\$350	—	350
36	\$360	—	360

Step 6. Paint Type

SS	smooth paint on smooth steel	+\$0
XS	textured paint on smooth steel	+\$0

Step 7. Surface Finish

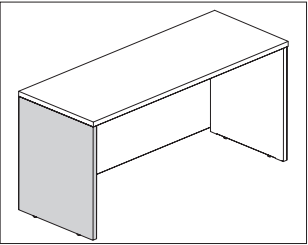
For textured paint on smooth steel (XS)

8Q	folkstone grey	+\$0
91	white	+\$0
98	studio white	+\$0
BK	black	+\$0
CL	cool grey neutral	+\$0
G1	graphite	+\$0
WL	sandstone	+\$0
WN	warm grey neutral	+\$0

For smooth paint on smooth steel (SS)

CN	metallic champagne	+\$0
EH	metallic bronze	+\$0
MS	metallic silver	+\$0

Metal Closed Support Leg FK2E3.

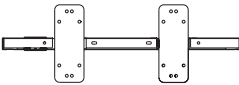


Product Information

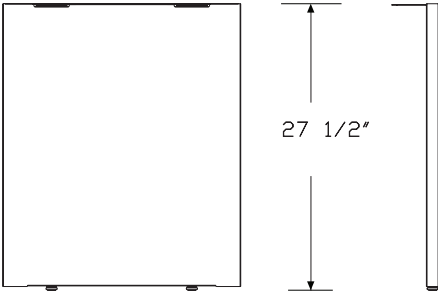
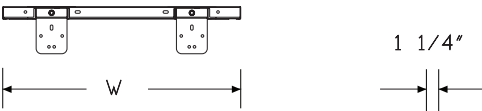
Description
 This handed support panel supports 1 end of a surface or joins 2 surfaces end-to-end providing shared support at the surface joint. It has adjustable glides with a 2" range. Attachment hardware included.

Notes
 When leg is supporting the end of a squared-edge surface, depth of support leg must match depth of surface.
 When leg is supporting the joint between 2 surfaces, specify leg as follows:
 Surface Depth—Leg Depth
 24" deep surface—12" deep leg (2A)
 30" deep surface—24" deep leg (2B)
 36" deep surface—24" deep leg (2B)
 When using 2 metal closed support legs, a modesty panel (FK700.) is required. Order separately.
 Shared, mid-run supports will have a cutout to pass power through the leg.

Dimensions



Shared support bracket



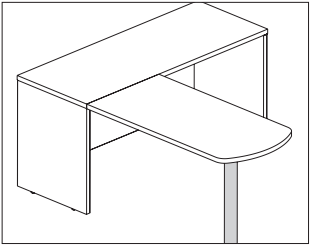
End support bracket

Metal Closed Support Leg *continued*

Specification Information		
Step 1.		
FK2E3.		
Step 2. Surface Edge Type		
S	for squared edge surface	
Step 3. Depth		
2A	12" deep, shared	
2B	24" deep, shared	
24	24" deep	
30	30" deep	
36	36" deep	
Step 4. Surface Material		
M	metal	
Prices for Steps 1-4.		
		M
FK2E3. S	2A	\$496
	2B	\$625
	24	\$520
	30	\$625
	36	\$719
Step 5. Position		
For 12" deep, shared (2A)		
S	shared, mid-run	+\$0
L	left-hand support, for return and bridge applications	+\$0
R	right-hand support, for return and bridge applications	+\$0
For 24" deep, shared (2B)		
S	shared, mid-run	+\$0
For 24" deep (24), 30" deep (30), or 36" deep (36)		
L	left-hand support	+\$0
R	right-hand support	+\$0
Step 6. Paint Type		
SS	smooth paint on smooth steel	+\$0
XS	textured paint on smooth steel	+\$0

Step 7. Surface Finish		
<i>For textured paint on smooth steel (XS)</i>		
8Q	folkstone grey	+\$0
91	white	+\$0
98	studio white	+\$0
BK	black	+\$0
CL	cool grey neutral	+\$0
G1	graphite	+\$0
WL	sandstone	+\$0
WN	warm grey neutral	+\$0
<i>For smooth paint on smooth steel (SS)</i>		
CN	metallic champagne	+\$0
EH	metallic bronze	+\$0
MS	metallic silver	+\$0
Step 8. Cutout Trim Finish		
<i>For 12" deep, shared (2A) or 24" deep, shared (2B)</i>		
8Q	folkstone grey	+\$0
91	white	+\$0
98	studio white	+\$0
BK	black	+\$0
CL	cool grey neutral	+\$0
G1	graphite	+\$0
WL	sandstone	+\$0
WN	warm grey neutral	+\$0

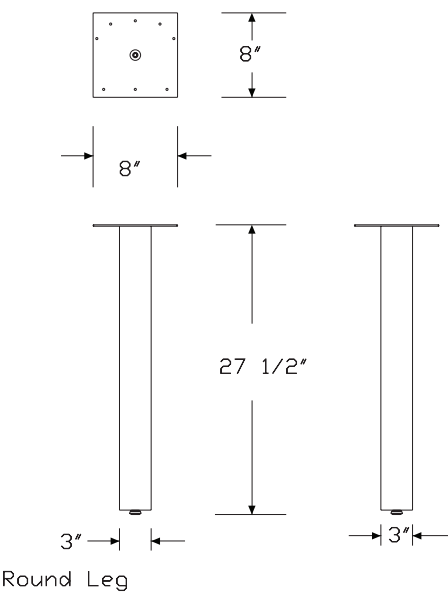
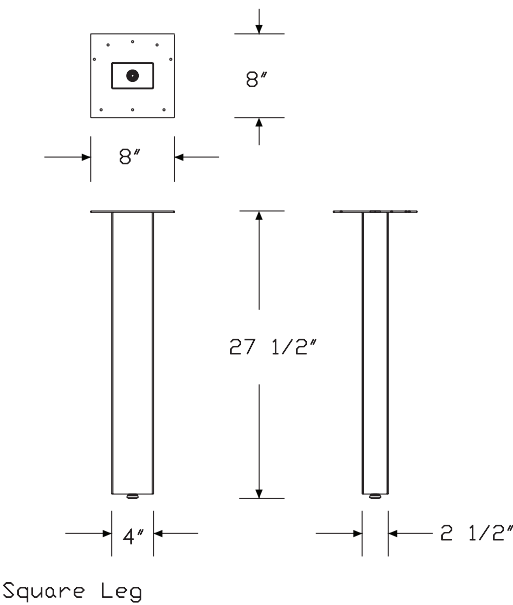
Support Leg, Peninsula Attached FK2A3.



Product Information

Description
 This painted metal support leg attaches to 1 end of a peninsula or D-shaped surface. The fixed height leg has 2" of leveling adjustment. Attachment hardware included.

Dimensions



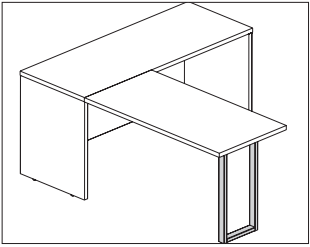
Support Leg, Peninsula Attached

continued

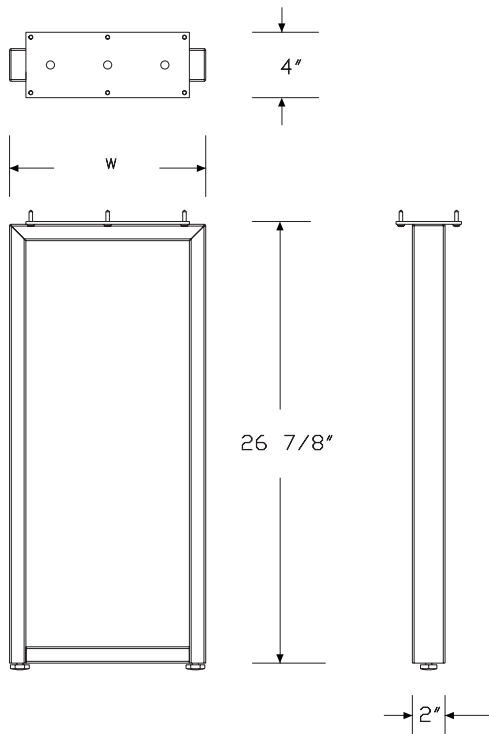
Specification Information		
Step 1.		
FK2A3.		
Step 2. Leg Aesthetic		
R	round leg	
T	rectangle leg	
Step 3. Leg Type		
F	fixed height	
Prices for Steps 1-3.		
		F
FK2A3. R		\$400
T		\$400
Step 4. Finish		
Metallic Paint		
CN	metallic champagne	+\$0
EH	metallic bronze	+\$0
MS	metallic silver	+\$0
Sand Texture Paint		
8Q	folkstone grey	+\$0
91	white	+\$0
98	studio white	+\$0
BK	black	+\$0
CL	cool grey neutral	+\$0
G1	graphite	+\$0
WL	sandstone	+\$0
WN	warm grey neutral	+\$0

Square Open Support Leg, Peninsula Attached

FK2D1.



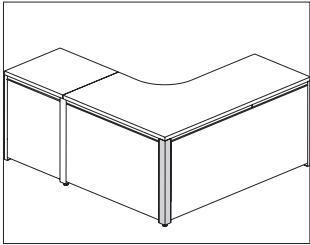
Product Information
Description This leg supports 1 end of a peninsula surface and is inset from the edge. It has leveling glides with 1½" of adjustment. Attachment hardware included.
Dimensions



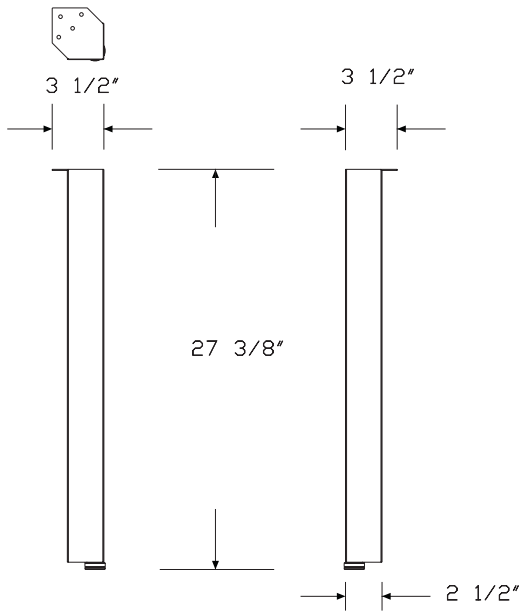
Specification Information		
Step 1.		
FK2D1.		
Step 2. Leg Position		
A	inset	
Step 3. Depth		
24	for 24" deep surface	
30	for 30" deep surface	
36	for 36" deep surface	
Step 4. Leg Type		
F	fixed height	
Prices for Steps 1-4.		
FK2D1. A	24	F
	30	
	36	
Step 5. Paint Type		
SS	smooth paint on smooth steel	+\$0
XS	textured paint on smooth steel	+\$0
Step 6. Surface Finish		
Sand Texture Paint		
For textured paint on smooth steel (XS)		
8Q	folkstone grey	+\$0
91	white	+\$0
98	studio white	+\$0
BK	black	+\$0
CL	cool grey neutral	+\$0
G1	graphite	+\$0
WL	sandstone	+\$0
WN	warm grey neutral	+\$0
For smooth paint on smooth steel (SS)		
CN	metallic champagne	+\$0
EH	metallic bronze	+\$0
MS	metallic silver	+\$0

Corner Support Leg

FK2C2.



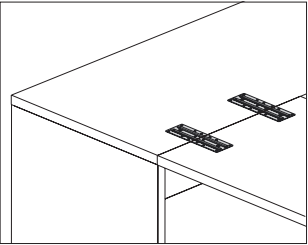
Product Information
Description
This single fixed-height leg supports the back corner of a corner surface. Attachment hardware included.
Notes
Leg must attach to modesty panel (FK700.) on both sides for stability.
Dimensions



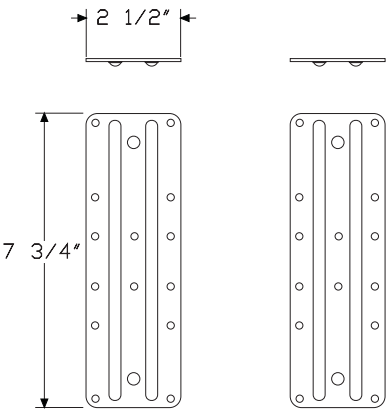
Specification Information
Step 1.
FK2C2.
\$401
Step 2. Paint Type
SS smooth paint on smooth steel
XS textured paint on smooth steel
Step 3. Surface Finish
For textured paint on smooth steel (XS)
8Q folkstone grey
91 white
98 studio white
BK black
CL cool grey neutral
G1 graphite
WL sandstone
WN warm grey neutral
For smooth paint on smooth steel (SS)
CN metallic champagne
EH metallic bronze
MS metallic silver

Surface Ganging Bracket

FK29B.



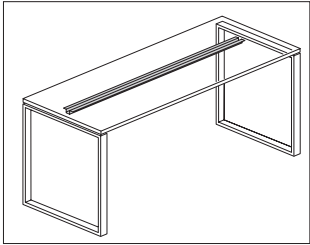
Product Information
Description
This bracket connects one side of a square-edge surface to another square-edge surface in line or at a right angle.
Notes
For freestanding surface applications, when attaching 2 rectangular surfaces perpendicular to each other or when attaching a rectangular surface perpendicular to the squared-edge portion of a rectangular transition surface, specify the pair version (FK29B.2).
When attaching freestanding surfaces next to each other in a straight line with a shared leg supporting the back portion of the surfaces, specify the single version (FK29B.1).
Dimensions



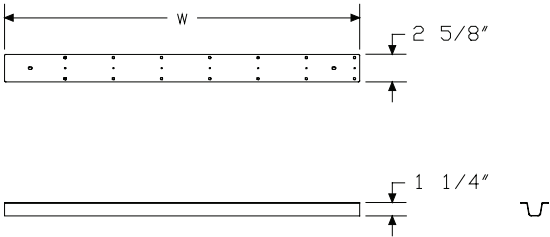
Specification Information	
Step 1.	
FK29B.	
Step 2. Type	
1	single
2	pair
Prices for Steps 1-2.	
FK29B. 1	\$23
2	\$43

Stiffener

FK696.



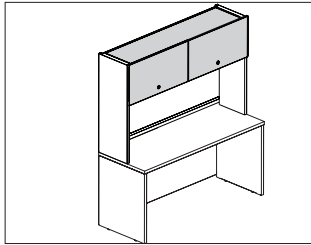
Product Information
Description
This stiffener is used to add additional stiffness to a Canvas freestanding surface, Canvas surface-attached surface, or peninsula. Attachment hardware included.
Notes
Canvas laminate or veneer surfaces 54" wide or wider that cannot use a center cantilever require stiffener(s). See Canvas Office Landscape® Metal Desk Planning Guide for specific stiffener guidelines.
Stiffener hangs below surface and is 1 1/4" high.
Dimensions



Specification Information
Step 1.
FK696.
Step 2. Width
34 33 7/8" wide
39 38 5/8" wide
43 43 1/4" wide
48 48" wide
57 57 3/8" wide
62 62 1/8" wide
67 66 3/4" wide
71 71 1/2" wide
81 80 7/8" wide
Prices for Steps 1-2.
FK696. 34 \$70
39 \$72
43 \$72
48 \$72
57 \$72
62 \$72
67 \$72
71 \$72
81 \$72

Canvas Office Landscape® Surfaces and Supports

Metal Overhead Storage Cabinet, FK447. Flipper Door



Product Information

Description

This lockable storage unit hangs from an architectural wall or is hutch mounted with stanchion to provide fully enclosed storage. It has an all metal case with painted metal flipper doors. Underside accepts a task light. Shipped knocked down.

Notes

Storage units up to 54" wide have 1 door. 60", 66", and 72"-wide units have 2 doors.

For stanchion mount (SM) option, order required stanchion (FK4MS.15FCS) separately.

For wall mount (WM) option, order required wall mount (FK4MS.15FWM) separately.

For stanchion mount (SM), order required hutch back panel (FK800.) separately.

Units can only be specified as lockable.

Keyed-differently locks (KC, KD) include the lock chassis and lock cylinders.

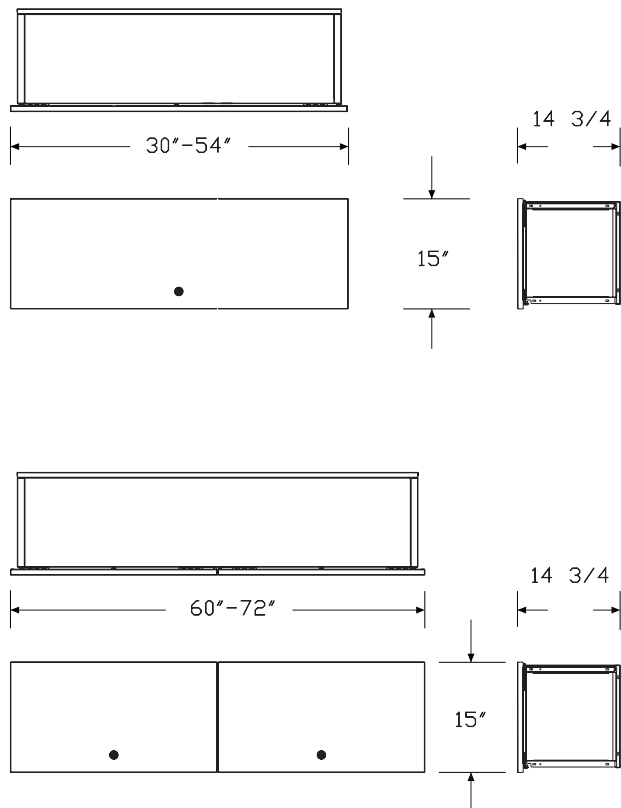
For keyed-alike locks (KA, KQ), order lock cylinder separately with part number and key number. These locks include the lock chassis.

For keyed-alike locks, see Keyed-Alike Information in appendices.

Order optional task lights and accessories separately:

- Cable management clips (FT198.) - when storage unit is stanchion mounted
- Cord manager (FV984.) - when storage unit is wall mounted
- Energy efficient task light (G612x.xxxS)

Dimensions



Metal Overhead Storage Cabinet, Flipper Door *continued*

Specification Information

Step 1.

FK447.

Step 2. Height

15 15" high

Step 3. Attachemnt Type

WM wall mounted

SM stanchion mounted

Step 4. Width

30 30" wide

36 36" wide

42 42" wide

48 48" wide

54 54" wide

60 60" wide

66 66" wide

72 72" wide

Step 5. Door Material

P painted metal

Step 6. Lock

L lock

Prices for Steps 1-6.

	30PL	36PL	42PL	48PL	54PL	60PL
FK447. 15 WM	\$850	895	942	992	1044	1160
SM	\$850	895	942	992	1044	1160
					66PL	72PL
FK447. 15 WM					\$1218	1279
SM					\$1218	1279

Step 7. Lock Option

KA keyed alike, black	+\$0
KQ keyed alike, chrome	+\$0
KC keyed differently, chrome	+\$0
KD keyed differently, black	+\$0

Step 8. Case Paint Type

SS smooth paint on smooth steel	+\$0
XS textured paint on smooth steel	+\$0

Step 9. Case Finish

For textured paint on smooth steel (XS)

8Q folkstone grey	+\$0
91 white	+\$0
98 studio white	+\$0
BK black	+\$0
CL cool grey neutral	+\$0
G1 graphite	+\$0
WL sandstone	+\$0
WN warm grey neutral	+\$0

For smooth paint on smooth steel (SS)

CN metallic champagne	+\$0
EH metallic bronze	+\$0
MS metallic silver	+\$0

Step 10. Door Paint Type

SS smooth paint on smooth steel	+\$0
XS textured paint on smooth steel	+\$0

Step 11. Door Finish

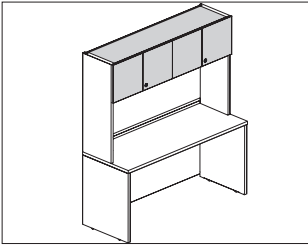
For textured paint on smooth steel (XS)

8Q folkstone grey	+\$0
91 white	+\$0
98 studio white	+\$0
BK black	+\$0
CL cool grey neutral	+\$0
G1 graphite	+\$0
WL sandstone	+\$0
WN warm grey neutral	+\$0

For smooth paint on smooth steel (SS)

CN metallic champagne	+\$0
EH metallic bronze	+\$0
MS metallic silver	+\$0

Metal Overhead Storage Cabinet, FK448.
Hinged Door



Product Information

Description

This lockable storage unit hangs from an architectural wall or is hutch mounted with stanchion to provide fully enclosed storage. It has an all metal case with painted metal hinged doors. Underside accepts a task light. Shipped knocked down.

Notes

Storage units up to 48" wide have 2 doors. 54"-, 60"-, 66"-, and 72"-wide units have 4 doors.

For stanchion mount (SM) option, order required stanchion (FK4MS.15HCS) separately.

For wall mount (WM) option, order required wall mount (FK4MS.15HWM) separately.

For stanchion mount (SM), order required hutch back panel (FK800.) separately.

Units can only be specified as lockable.

Keyed-differently locks (KC, KD) include the lock chassis and lock cylinders.

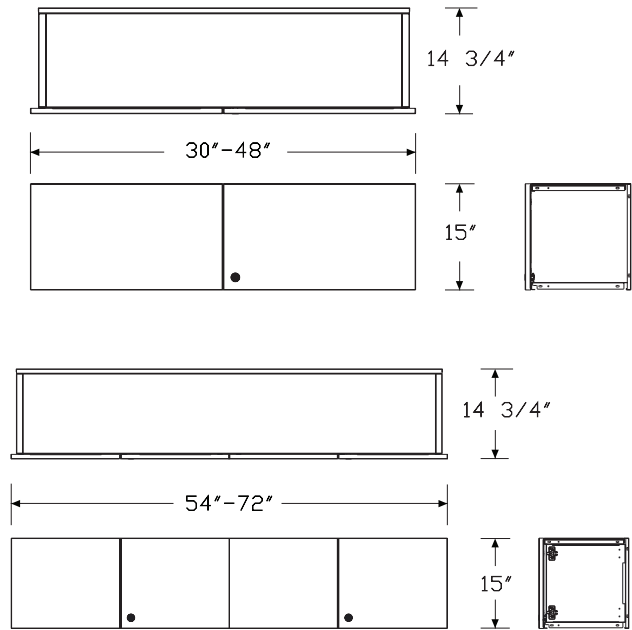
For keyed-alike locks (KA, KQ), order lock cylinder separately with part number and key number. These locks include the lock chassis.

For keyed-alike locks, see Keyed-Alike Information in appendices.

Order optional task lights and accessories separately:

- Cable management clips (FT198.) - when storage unit is stanchion mounted
- Cord manager (FV984.) - when storage unit is wall mounted
- Energy efficient task light (G612x.xxxS)

Dimensions



Metal Overhead Storage Cabinet, Hinged Door *continued*

Specification Information

Step 1.

FK448.

Step 2. Height

15 15" high

Step 3. Attachemnt Type

WM wall mounted

SM stanchion mounted

Step 4. Width

30 30" wide

36 36" wide

42 42" wide

48 48" wide

54 54" wide

60 60" wide

66 66" wide

72 72" wide

Step 5. Door Material

P painted metal

Step 6. Lock

L lock

Prices for Steps 1-6.

	30PL	36PL	42PL	48PL	54PL	60PL
FK448. 15 WM	\$1086	1143	1203	1266	1333	1481
SM	\$1086	1143	1203	1266	1333	1481
				66PL	72PL	
FK448. 15 WM				\$1555	1633	
SM				\$1555	1633	

Step 7. Lock Option

KA	keyed alike, black	+\$0
KQ	keyed alike, chrome	+\$0
KC	keyed differently, chrome	+\$0
KD	keyed differently, black	+\$0

Step 8. Case Paint Type

SS	smooth paint on smooth steel	+\$0
XS	textured paint on smooth steel	+\$0

Step 9. Case Finish

Sand Texture Paint

For textured paint on smooth steel (XS)

8Q	folkstone grey	+\$0
91	white	+\$0
98	studio white	+\$0
BK	black	+\$0
CL	cool grey neutral	+\$0
G1	graphite	+\$0
WL	sandstone	+\$0
WN	warm grey neutral	+\$0

For smooth paint on smooth steel (SS)

CN	metallic champagne	+\$0
EH	metallic bronze	+\$0
MS	metallic silver	+\$0

Step 10. Door Paint Type

SS	smooth paint on smooth steel	+\$0
XS	textured paint on smooth steel	+\$0

Step 11. Door Finish

For textured paint on smooth steel (XS)

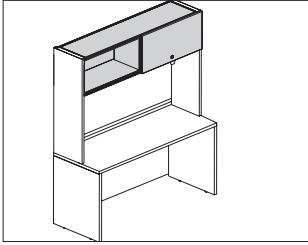
8Q	folkstone grey	+\$0
91	white	+\$0
98	studio white	+\$0
BK	black	+\$0
CL	cool grey neutral	+\$0
G1	graphite	+\$0
WL	sandstone	+\$0
WN	warm grey neutral	+\$0

For smooth paint on smooth steel (SS)

CN	metallic champagne	+\$0
EH	metallic bronze	+\$0
MS	metallic silver	+\$0

Metal Overhead Storage Cabinet, Sliding Door

FK449.



Product Information

Description

This lockable storage unit hangs from an architectural wall or is hutch mounted with stanchion and provides partially enclosed storage. It has an all metal case with painted metal sliding doors. Sliding door encloses 1 side of the storage unit and can be locked when positioned on either side. Underside accepts a task light. Shipped knocked down.

Notes

For stanchion mount (SM) option, order required stanchion (FK4MS.15SCS) separately.

For wall mount (WM) option, order required wall mount (FK4MS.15SWM) separately.

For stanchion mount (SM), order required hutch back panel (FK800.) separately.

Units can only be specified as lockable.

Keyed-differently locks (KC, KD) include the lock chassis and lock cylinders.

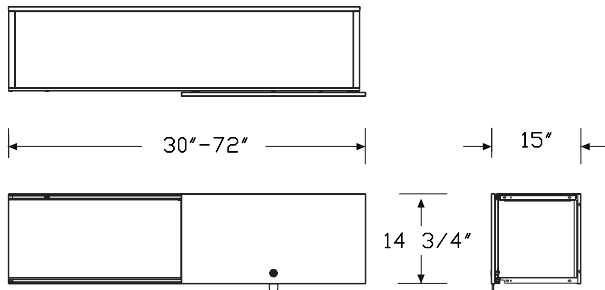
For keyed-alike locks (KA, KQ), order lock cylinder separately with part number and key number. These locks include the lock chassis.

For keyed-alike locks, see Keyed-Alike Information in appendices.

Order optional task lights and accessories separately:

- Cable management clips (FT198.) - when storage unit is stanchion mounted
- Cord manager (FV984.) - when storage unit is wall mounted
- Energy efficient task light (G612x.xxxS)

Dimensions



Specification Information

Step 1.

FK449.

Step 2. Height

15 15" high

Step 3. Attachment Type

WM wall mounted

SM stanchion mounted

Step 4. Width

30 30" wide

36 36" wide

42 42" wide

48 48" wide

54 54" wide

60 60" wide

66 66" wide

72 72" wide

Step 5. Door Material

P painted metal

Step 6. Lock

L lock

Prices for Steps 1-6.

	30PL	36PL	42PL	48PL	54PL	60PL
FK449. 15 WM	\$850	895	942	992	1044	1160
SM	\$850	895	942	992	1044	1160
					66PL	72PL
FK449. 15 WM					\$1218	1279
SM					\$1218	1279

Step 7. Lock Option

KA	keyed alike, black	+\$0
KQ	keyed alike, chrome	+\$0
KC	keyed differently, chrome	+\$0
KD	keyed differently, black	+\$0

Step 8. Case Paint Type

SS	smooth paint on smooth steel	+\$0
XS	textured paint on smooth steel	+\$0

Metal Overhead Storage Cabinet, Sliding Door *continued*

Step 9. Case Finish

Sand Texture Paint

For textured paint on smooth steel (XS)

8Q	folkstone grey	+\$0
91	white	+\$0
98	studio white	+\$0
BK	black	+\$0
CL	cool grey neutral	+\$0
G1	graphite	+\$0
WL	sandstone	+\$0
WN	warm grey neutral	+\$0

For smooth paint on smooth steel (SS)

CN	metallic champagne	+\$0
EH	metallic bronze	+\$0
MS	metallic silver	+\$0

Step 10. Door Paint Type

SS	smooth paint on smooth steel	+\$0
XS	textured paint on smooth steel	+\$0

Step 11. Door Finish

For textured paint on smooth steel (XS)

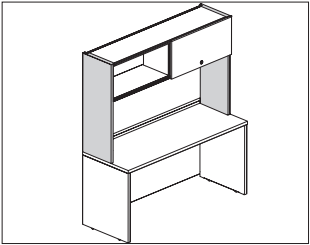
8Q	folkstone grey	+\$0
91	white	+\$0
98	studio white	+\$0
BK	black	+\$0
CL	cool grey neutral	+\$0
G1	graphite	+\$0
WL	sandstone	+\$0
WN	warm grey neutral	+\$0

For smooth paint on smooth steel (SS)

CN	metallic champagne	+\$0
EH	metallic bronze	+\$0
MS	metallic silver	+\$0

Step 12. Pull Finish

91	white	+\$0
BK	black	+\$0
CL	cool grey neutral	+\$0
G1	graphite	+\$0
WN	warm grey neutral	+\$0



Product Information

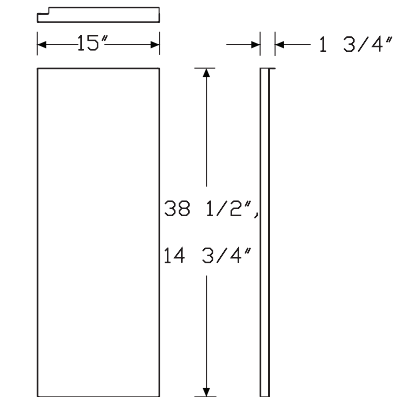
Description

This painted metal stanchion set attaches to a surface or mounts to a wall to provide support for an overhead storage unit. Solid stanchion comes as a set of 2. Square open stanchion comes as a set of 2. Wall mount comes as a set of 2. Partial-depth stanchion, for mid-run support comes as a quantity of 1.

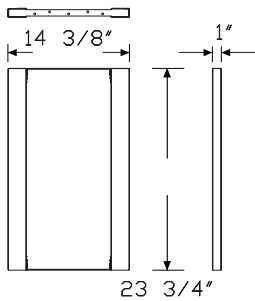
Notes

- 15" overhead storage unit height for a 68" datum.
- Solid stanchion (CS) attaches alongside and aligns with top of overhead unit to reach 68" datum.
- Square open stanchion (LS) attaches at the bottom of the overhead unit to reach 68" datum.
- Partial-depth stanchion, for mid-run support (PS) is shared over 2 surfaces and can only be used for mid-run applications.
- The following products are required. Order separately:
- Overhead storage unit (FK447., FK448., FK449.)
 - Hutch back panel (FK800.)

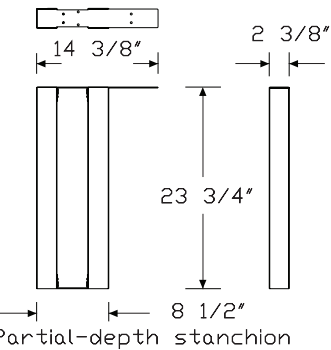
Dimensions



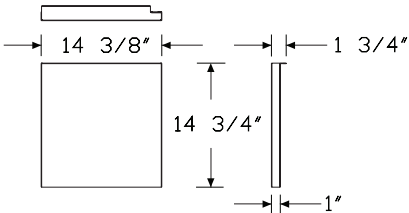
Solid stanchion



Open stanchion



Partial-depth stanchion



Wall mounted attachment

Metal Overhead Attachment

continued

Specification Information

Step 1.

FK4MS.

Step 2. Overhead Height

15 15" high

Step 3. Overhead Type

F flipper door

H hinged door

S sliding door

Step 4. Stanchion Type

CS solid stanchion

LS square open stanchion

WM wall mounted

PS partial depth stanchion, for mid-run support

Prices for Steps 1-4.

	CS	LS	WM	PS
FK4MS.15 F	\$740	1550	740	1300
H	\$740	1550	740	1300
S	\$740	1550	740	1300

Step 5. Paint Type

SS smooth paint on smooth steel +\$0

XS textured paint on smooth steel +\$0

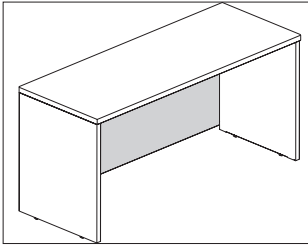
Step 6. Surface Finish

For textured paint on smooth steel (XS)

8Q	folkstone grey	+\$0
91	white	+\$0
98	studio white	+\$0
BK	black	+\$0
CL	cool grey neutral	+\$0
G1	graphite	+\$0
WL	sandstone	+\$0
WN	warm grey neutral	+\$0

For smooth paint on smooth steel (SS)

CN	metallic champagne	+\$0
EH	metallic bronze	+\$0
MS	metallic silver	+\$0



Product Information

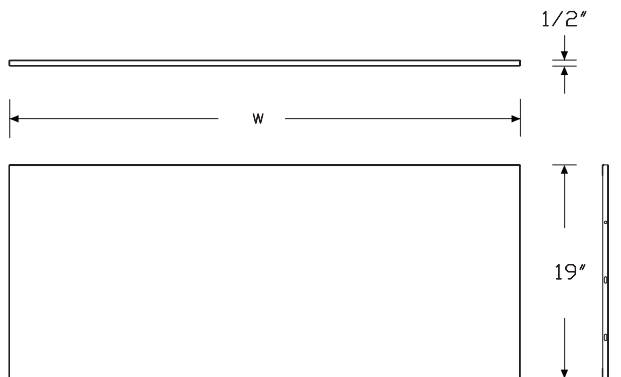
Description

This painted metal modesty panel attaches to 2 metal closed support legs to provide partial- or full-height enclosure below the surface and to increase stability. Attachment is inset from back edge of legs. Attachment hardware included.


Notes

Modesty panel is required between 2 closed support legs and attaches to the legs and to underside of surface.
Order metal closed support legs (FK2E3.) separately.

Dimensions



Partial modesty panel



Full modesty panel

Specification Information

Step 1.

FK700.

Step 2. Width

30	30" wide
36	36" wide
42	42" wide
48	48" wide
54	54" wide
60	60" wide
66	66" wide
72	72" wide

Step 3. Modesty Panel Type

F	full modesty panel
P	partial modesty panel

Prices for Steps 1-3.

	F	P
FK700. 30	\$441	427
36	\$464	450
42	\$488	473
48	\$511	496
54	\$535	518
60	\$558	541
66	\$582	564
72	\$605	587

Step 4. Paint Type

SS	smooth paint on smooth steel	+\$0
XS	textured paint on smooth steel	+\$0

Step 5. Surface Finish

For textured paint on smooth steel (XS)

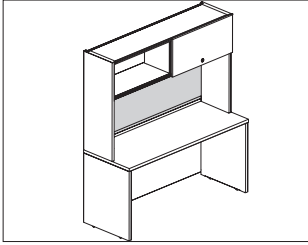
8Q	folkstone grey	+\$0
91	white	+\$0
98	studio white	+\$0
BK	black	+\$0
CL	cool grey neutral	+\$0
G1	graphite	+\$0
WL	sandstone	+\$0
WN	warm grey neutral	+\$0

Metal Modesty Panel, Desk *continued*

<i>For smooth paint on smooth steel (SS)</i>		
CN	metallic champagne	+\$0
EH	metallic bronze	+\$0
MS	metallic silver	+\$0

Hutch Back Panel

FK800.



Product Information

Description

This painted metal or tackable fabric back panel attaches to metal overhead attachments to provide enclosure and stability. Tackable fabric back panel has metal trim. Attachment hardware included.

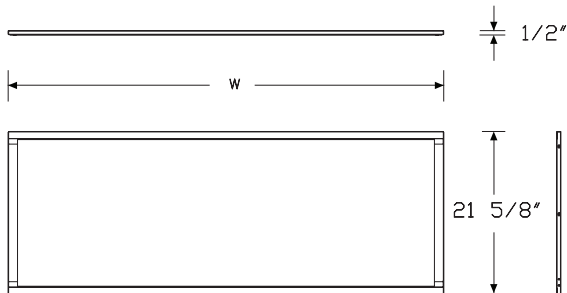
Notes

Back panel is required. It attaches between 2 overhead attachments (FK4MS.) and to the overhead storage unit.

Order the required following products separately:

- Overhead storage unit (FK447., FK448., FK449.)
- Metal overhead attachment (FK4MS.)

Dimensions



Specification Information

Step 1.

FK800.

Step 2. Mount Option

HM hutch mounted

Step 3. Width

30	30" wide
36	36" wide
42	42" wide
48	48" wide
54	54" wide
60	60" wide
66	66" wide
72	72" wide

Step 4. Surface Material

For 30" wide (30), 36" wide (36), 42" wide (42), or 48" wide (48)

P	painted metal
R	tackable fabric, horizontal
T	tackable fabric

For 54" wide (54), 60" wide (60), 66" wide (66), or 72" wide (72)

P	painted metal
R	tackable fabric, horizontal

Prices for Steps 1-4.

		P	R	T
FK800. HM	30	\$326	466	466
	36	\$367	524	524
	42	\$408	583	583
	48	\$449	641	641
	54	\$490	700	—
	60	\$531	758	—
	66	\$572	817	—
	72	\$613	875	—

Step 5. Paint Type

SS	smooth paint on smooth steel	+\$0
XS	textured paint on smooth steel	+\$0

Step 6. Surface Finish

For textured paint on smooth steel (XS)

8Q	folkstone grey	+\$0
91	white	+\$0
98	studio white	+\$0
BK	black	+\$0
CL	cool grey neutral	+\$0
G1	graphite	+\$0
WL	sandstone	+\$0
WN	warm grey neutral	+\$0

For smooth paint on smooth steel (SS)

CN	metallic champagne	+\$0
EH	metallic bronze	+\$0
MS	metallic silver	+\$0

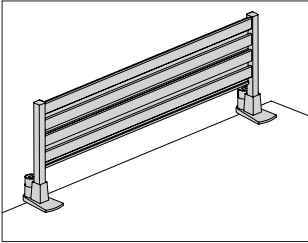
Step 7. Fabric Finish

For tackable fabric, horizontal (R) or tackable fabric (T)

Price Category 1	+\$0
Price Category 2	+\$0
Price Category 3	+\$0
Price Category 4	+\$0
Price Category 5	+\$0
Price Category B	+\$0
Price Category C	+\$0
Price Category D	+\$0
Price Category E	+\$0
Price Category F	+\$0
Price Category G	+\$0

Surface-Attached Tool Rail

Y7100.



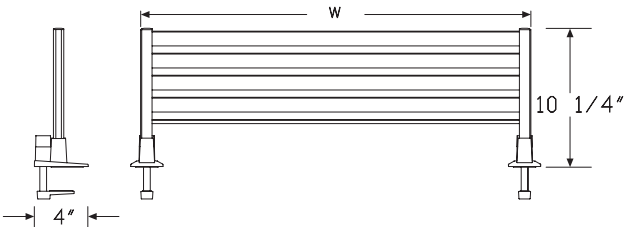
Product Information

Description
This all metal rail clamps to the edge of a freestanding surface. It has 4 forward facing slots for mounting. Accessories typically used on Ethospace® tiles and Action Office® rail tiles can be mounted on this surface attached tool rail.

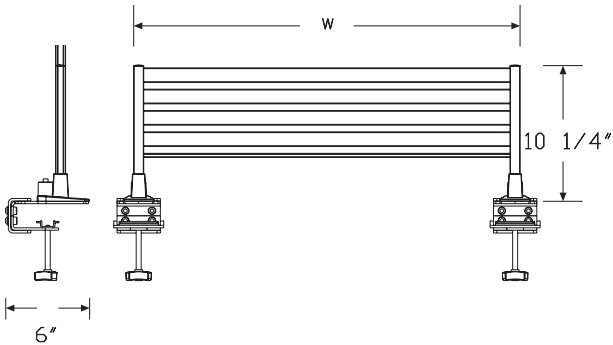
Notes

- Order accessories such as paper trays and shelves separately.
- Surface clamp adjusts to fit surfaces 1/2" to 1 5/8" thick.
- Gap on back side of surface will be 1" to allow for clamping bracket attachment.
- When using Canvas Metal Desk surfaces (FKS10., FKS21., FKS22., FKS31., FKS32., FKS34.) with modesty panel (FK700.) and/or hutch back panel (FK800.), specify Canvas metal desk mount (09) option.
- There are 4 horizontal slots for hanging accessories on the 8" height unit. 8" height refers to tile height; overall height from top of surface is approximately 10".
- Usable hanging space approximately 3" less than overall width.
- Not recommended for use with rail mounted monitor arms.

Dimensions



Surface-attached tool rail




Canvas Metal Desk mounting bracket

Surface-Attached Tool Rail *continued*

Specification Information			
Step 1.			
Y7100.			
Step 2. Width			
24	24" wide		
30	30" wide		
36	36" wide		
Step 3. Height/Attachment			
08	8" high with standard clamp		
09	8" high with canvas metal desk mount		
Prices for Steps 1-3.			
		08	09
Y7100. 24		\$342	486
30		\$374	537
36		\$407	585
Step 4. Finish			
91	white		+\$0
G2	graphite satin		+\$0
MS	metallic silver		+\$0

Concerto Monitor Arm Assembly Y91185



Product Information

Description

This easy to move, GSA approved, slim profile monitor arm assembly supports 1 monitor with either a clamp mount or grommet mount. Each monitor arm moves 180° side-to-side, tilts 180°, rotates up to 360°, and has a quick disconnect feature. The dual bar configuration allows 2 monitors to move in tandem.

Notes

This is a Thrive® Portfolio monitor arm for GSA customers.

Clamp mount attachment bracket (CM) also includes a grommet mount.

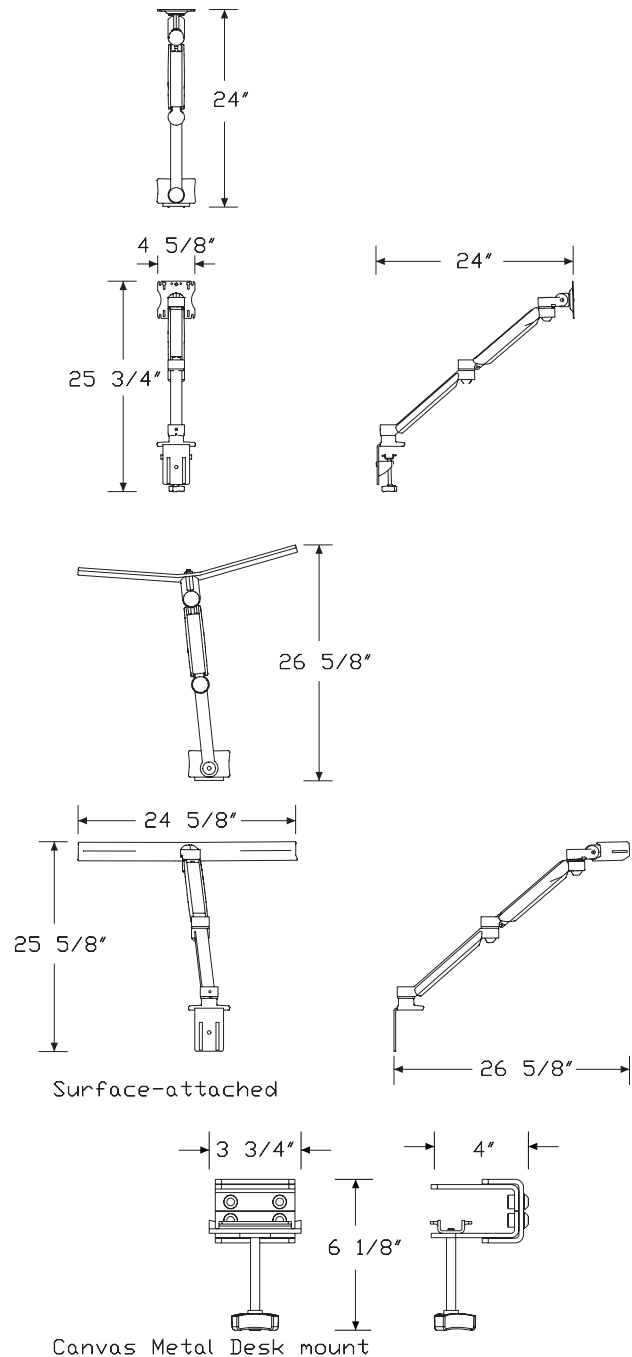
The concerto, single (1) configuration supports monitors ranging from 5-20 pounds.

The concerto, dual (2) configuration supports 2 monitors ranging from 2-20 pounds (maximum 10 pounds per screen).

The concerto, dual (2) configuration supports 2 monitors with maximum 22" screen width.

Supports VESA patterns of 75×75mm and 100×100mm.

Dimensions

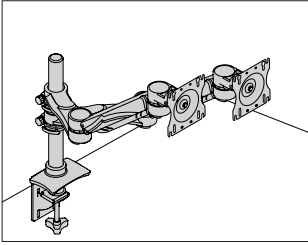


Concerto Monitor Arm Assembly

continued

Specification Information			
Step 1.			
Y91185. <input type="checkbox"/>			
Step 2. Configuration			
1	concerto, single	<input type="checkbox"/>	
2	concerto, dual	<input type="checkbox"/>	
Step 3. Attachment Bracket			
DM	canvas metal desk mount	<input type="checkbox"/>	
CM	clamp mount	<input type="checkbox"/>	
Prices for Steps 1-3.			
		DM	CM
Y91185. 1		\$507	391
2		\$965	745
Step 4. Finish			
OI	silver	<input type="checkbox"/>	+\$0
OJ	white	<input type="checkbox"/>	+\$0
OH	black	<input type="checkbox"/>	+\$0
OP	polished aluminum	<input type="checkbox"/>	+\$40

Concerto Modular Monitor Arm Assembly Y91179



Product Information

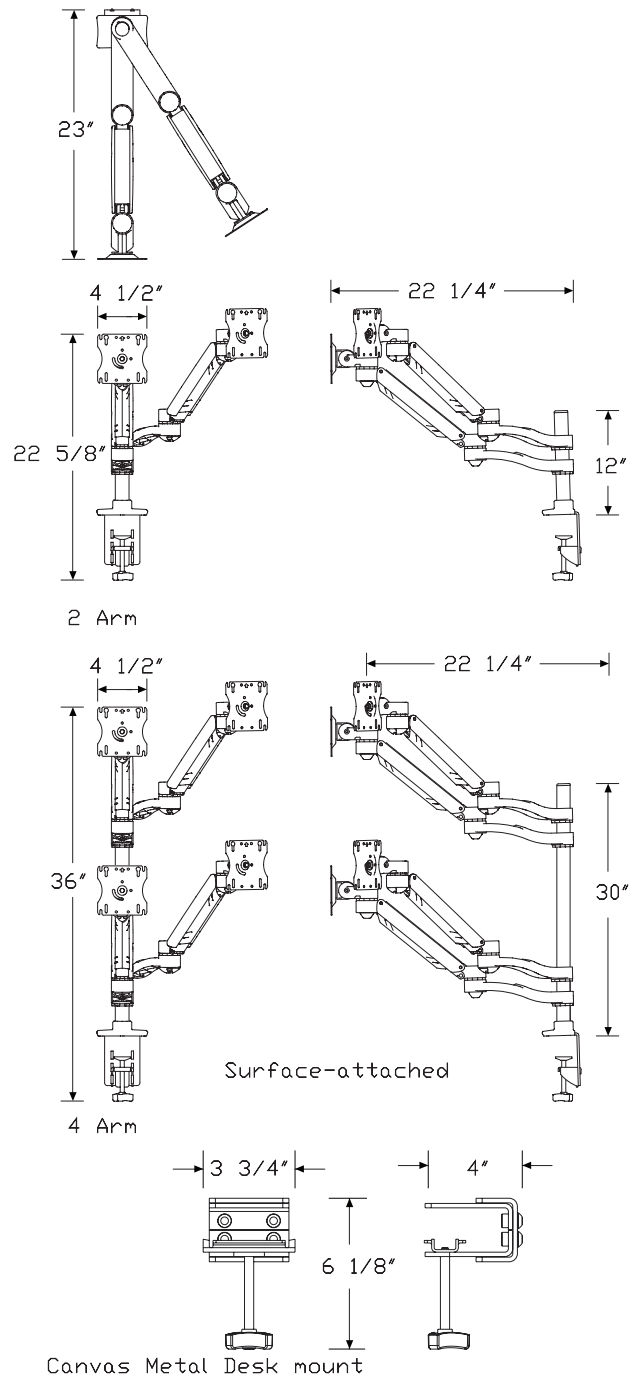
Description

This modular monitor arm assembly is the GSA approved solution for supporting 1, 2, or 4 monitors from 1 post. Each monitor arm moves 180° side-to-side, tilts 180°, rotates up to 360°, and has a quick disconnect feature. Assembly includes a Concerto post, 1, 2, or 4 dynamic adjustable Concerto modular monitor arms, and a bracket that attaches the assembly to the surface.

Notes

This is a Thrive® Portfolio monitor arm assembly for GSA customers. Each monitor arm supports a monitor weight ranging from 5-20 pounds. 100mm and 75mm VESA compliant. Surface clamp mount (CM) attachment option also ships with a grommet mount. To add more arms to an assembly, order Concerto modular monitor arm only (Y91190.) separately. For a GSA approved laptop mount, order Concerto laptop mount (Y91191.) separately.

Dimensions



Concerto Modular Monitor Arm

Assembly *continued*

Specification Information

Step 1.

Y91179. ☐

Step 2. Post Height

12 12" high ☐

30 30" high ☐

Step 3. Number of Monitor Arms

For 12" high (12)

1 1 arm ☐

2 2 arms ☐

For 30" high (30)

4 4 arms ☐

Step 4. Attachment Bracket

For 12" high (12) with 1 arm (1) or 2 arms (2)

CM surface clamp mount ☐

DM canvas metal desk mount ☐

For 30" high (30) with 4 arms (4)

CM surface clamp mount ☐

Prices for Steps 1-4.

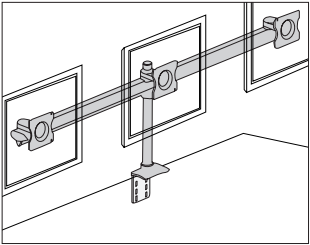
	CM	DM
Y91179. 12 1	\$391	507
2	\$746	965
30 4	\$1277	—

Step 5. Finish

OI silver <input type="checkbox"/>	+\$0
OJ white <input type="checkbox"/>	+\$0
OH black <input type="checkbox"/>	+\$0
OP polished aluminum <input type="checkbox"/>	+\$40

Concerto Fixed Beam Assembly

Y91186



Product Information

Description

This GSA approved monitor arm assembly supports 3 monitors with either a clamp mount or grommet mount. Each monitor arm tilts 180°, rotates up to 360°, and has a quick disconnect feature.

Notes

This is a Thrive® Portfolio monitor arm for GSA customers.

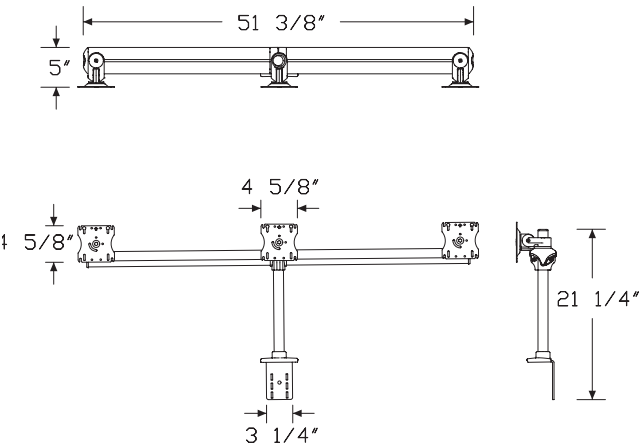
Clamp mount attachment bracket (CM) also includes a grommet mount.

Supports monitors up to 20 pounds each.

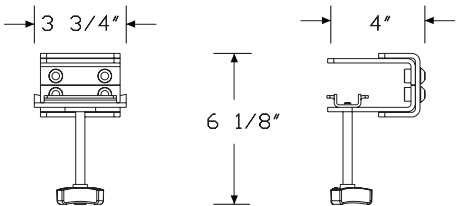
Supports up to 3 monitors with maximum 24" screen width.

Supports VESA patterns of 75×75mm and 100×100mm.

Dimensions



Surface-attached



Canvas Metal Desk mount

Specification Information

Step 1.			
Y91186. A			
Step 2. Number of Monitor Arms			
3	3 monitor arms, static	A	
Step 3. Post Height			
16	16" high	A	
Step 4. Beam Width			
48	48" high	A	
Step 5. Attachment Bracket			
CM	clamp mount	A	
DM	canvas metal desk mount	A	
Prices for Steps 1-5.			
			48CM 48DM
Y91186. 3 16			\$745 965
Step 6. Finish			
0I	silver	A	+\$0
0H	black	A	+\$0

Index by Product Name

Canvas Office Landscape® Metal Desk	
Concave Corner Surface, for Metal Office	page(s) 8
Concerto Fixed Beam Assembly	52
Concerto Modular Monitor Arm Assembly	50
Concerto Monitor Arm Assembly	48
Corner Support Leg	31
Extended Corner Surface, Rectangular End, for Metal Office	11
Extended Corner Surface, Soft Round	18
Hutch Back Panel	44
Metal Closed Support Leg	26
Metal Modesty Panel, Desk	42
Metal Overhead Attachment	40
Metal Overhead Storage Cabinet, Flipper Door	34
Metal Overhead Storage Cabinet, Hinged Door	36
Metal Overhead Storage Cabinet, Sliding Door	38
Peninsula Surface, Rectangular End	21
Peninsula Surface, Soft Round	15
Rectangular Surface	5
Square Open Support Leg	24
Square Open Support Leg, Peninsula Attached	30
Stiffener	33
Support Leg, Peninsula Attached	28
Surface-Attached Tool Rail	46
Surface Ganging Bracket	32



Index by Product Number



FK2A3. Support Leg, Peninsula Attached	page(s) 28
FK2C2. Corner Support Leg	31
FK2D1. Square Open Support Leg, Peninsula Attached	30
FK2D2. Square Open Support Leg	24
FK2E3. Metal Closed Support Leg	26
FK4MS. Metal Overhead Attachment	40
FK29B. Surface Ganging Bracket	32
FK447. Metal Overhead Storage Cabinet, Flipper Door	34
FK448. Metal Overhead Storage Cabinet, Hinged Door	36
FK449. Metal Overhead Storage Cabinet, Sliding Door	38
FK696. Stiffener	33
FK700. Metal Modesty Panel, Desk	42
FK800. Hutch Back Panel	44
FKS10. Rectangular Surface	5
FKS21. Concave Corner Surface, for Metal Office	8
FKS22. Extended Corner Surface, Rectangular End, for Metal Office	11
FKS23.	
FKS31. Peninsula Surface, Soft Round	15
FKS32. Extended Corner Surface, Soft Round	18
FKS34. Peninsula Surface, Rectangular End	21
Y7100. Surface-Attached Tool Rail	46
Y91179. Concerto Modular Monitor Arm Assembly	50
Y91185. Concerto Monitor Arm Assembly	48
Y91186. Concerto Fixed Beam Assembly	52



20-Day or Less/Assigned Lead-Time Order Information

20-Day or Less and Assigned Lead-Time Programs

20-day or less and assigned lead-time products are designed for established Herman Miller dealers with pre-approved credit.

Products are distributed from multiple manufacturing facilities across the United States. All products and options not designated by an Assigned Lead-Time icon  will ship in 20 business days or less after being acknowledged by Herman Miller. Products and options designated by an  are on the assigned lead-time program and will ship in 20 days, less than 20 days, or more than 20 days from order acknowledgement.

Ordering Procedure

Please place orders through Order Manager. If this is not available to you, place orders through mail or fax. Verbal purchase orders will not be accepted.

Order Entry fax number for Passage®, 5000 Series, and Meridian® Filing and Storage: (616) 846 9236.

Order Entry fax number for all other products:
(616) 654 3085.

For more information, contact your Customer Care representative at:
(866) 854 3048 EXT 3400.

Shipments and Delivery

Per Herman Miller Terms and Conditions.

Changes and Cancellation

Per Herman Miller Terms and Conditions.



• Available

A Assigned lead-time textile.

See page 3 for exception notes.

[illegible]

continued on next page

Proprietary Textiles Application Chart — Workspaces

continued

Proprietary Textiles Application Chart — Workspaces																																																																																																																																																																																																																																																																																																																																																																																																																																																																																																																																																																																																																																																																																																																																																																																																																																																																																																																																																																																																																																																																																																																																																																																																																																																																																																																																																																																																													</
---	--	--	--	--	--	--	--	--	--	--	--	--	--	--	--	--	--	--	--	--	--	--	--	--	--	--	--	--	--	--	--	--	--	--	--	--	--	--	--	--	--	--	--	--	--	--	--	--	--	--	--	--	--	--	--	--	--	--	--	--	--	--	--	--	--	--	--	--	--	--	--	--	--	--	--	--	--	--	--	--	--	--	--	--	--	--	--	--	--	--	--	--	--	--	--	--	--	--	--	--	--	--	--	--	--	--	--	--	--	--	--	--	--	--	--	--	--	--	--	--	--	--	--	--	--	--	--	--	--	--	--	--	--	--	--	--	--	--	--	--	--	--	--	--	--	--	--	--	--	--	--	--	--	--	--	--	--	--	--	--	--	--	--	--	--	--	--	--	--	--	--	--	--	--	--	--	--	--	--	--	--	--	--	--	--	--	--	--	--	--	--	--	--	--	--	--	--	--	--	--	--	--	--	--	--	--	--	--	--	--	--	--	--	--	--	--	--	--	--	--	--	--	--	--	--	--	--	--	--	--	--	--	--	--	--	--	--	--	--	--	--	--	--	--	--	--	--	--	--	--	--	--	--	--	--	--	--	--	--	--	--	--	--	--	--	--	--	--	--	--	--	--	--	--	--	--	--	--	--	--	--	--	--	--	--	--	--	--	--	--	--	--	--	--	--	--	--	--	--	--	--	--	--	--	--	--	--	--	--	--	--	--	--	--	--	--	--	--	--	--	--	--	--	--	--	--	--	--	--	--	--	--	--	--	--	--	--	--	--	--	--	--	--	--	--	--	--	--	--	--	--	--	--	--	--	--	--	--	--	--	--	--	--	--	--	--	--	--	--	--	--	--	--	--	--	--	--	--	--	--	--	--	--	--	--	--	--	--	--	--	--	--	--	--	--	--	--	--	--	--	--	--	--	--	--	--	--	--	--	--	--	--	--	--	--	--	--	--	--	--	--	--	--	--	--	--	--	--	--	--	--	--	--	--	--	--	--	--	--	--	--	--	--	--	--	--	--	--	--	--	--	--	--	--	--	--	--	--	--	--	--	--	--	--	--	--	--	--	--	--	--	--	--	--	--	--	--	--	--	--	--	--	--	--	--	--	--	--	--	--	--	--	--	--	--	--	--	--	--	--	--	--	--	--	--	--	--	--	--	--	--	--	--	--	--	--	--	--	--	--	--	--	--	--	--	--	--	--	--	--	--	--	--	--	--	--	--	--	--	--	--	--	--	--	--	--	--	--	--	--	--	--	--	--	--	--	--	--	--	--	--	--	--	--	--	--	--	--	--	--	--	--	--	--	--	--	--	--	--	--	--	--	--	--	--	--	--	--	--	--	--	--	--	--	--	--	--	--	--	--	--	--	--	--	--	--	--	--	--	--	--	--	--	--	--	--	--	--	--	--	--	--	--	--	--	--	--	--	--	--	--	--	--	--	--	--	--	--	--	--	--	--	--	--	--	--	--	--	--	--	--	--	--	--	--	--	--	--	--	--	--	--	--	--	--	--	--	--	--	--	--	--	--	--	--	--	--	--	--	--	--	--	--	--	--	--	--	--	--	--	--	--	--	--	--	--	--	--	--	--	--	--	--	--	--	--	--	--	--	--	--	--	--	--	--	--	--	--	--	--	--	--	--	--	--	--	--	--	--	--	--	--	--	--	--	--	--	--	--	--	--	--	--	--	--	--	--	--	--	--	--	--	--	--	--	--	--	--	--	--	--	--	--	--	--	--	--	--	--	--	--	--	--	--	--	--	--	--	--	--	--	--	--	--	--	--	--	--	--	--	--	--	--	--	--	--	--	--	--	--	--	--	--	--	--	--	--	--	--	--	--	--	--	--	--	--	--	--	--	--	--	--	--	--	--	--	--	--	--	--	--	--	--	--	--	--	--	--	--	--	--	--	--	--	--	--	--	--	--	--	--	--	--	--	--	--	--	--	--	--	--	--	--	--	--	--	--	--	--	--	--	--	--	--	--	--	--	--	--	--	--	--	--	--	--	--	--	--	--	--	--	--	--	--	--	--	--	--	--	--	--	--	--	--	--	--	--	--	--	--	--	--	--	--	--	--	--	--	--	--	--	--	--	--	--	--	--	--	--	--	--	--	--	--	--	--	--	--	--	--	--	--	--	--	--	--	--	--	--	--	--	--	--	--	--	--	--	--	--	--	--	--	--	--	--	--	--	--	--	--	--	--	--	--	--	--	--	--	--	--	--	--	--	--	--	--	--	--	--	--	--	--	--	--	--	--	--	--	--	--	--	--	--	--	--	--	--	--	--	--	--	--	--	--	--	--	--	--	--	--	--	--	--	--	--	--	--	--	--	--	--	--	--	--	--	--	--	--	--	--	--	--	--	--	--	--	--	--	--	--	--	--	--	--	--	--	--	--	--	--	--	--	--	--	--	--	--	--	--	--	--	--	--	--	--	--	--	--	--	--	--	--	--	--	--	--	--	--	--	--	--	--	--	--	--	--	--	--	--	--	--	--	--	--	--	--	--	--	--	--	--	--	--	--	--	--	--	--	--	--	--	--	--	--	--	--	--	--	--	--	--	--	--	--	--	--	--	--	--	--	--	--	--	--	--	--	--	--	--	--	--	--	--	--	--	--	--	--	--	--	--	--	--	--	--	--	--	--	--	--	--	--	--	--	--	--	--	--	--	--	--	--	--	--	--	--	--	--	--	--	--	--	--	--	--	--	--	--	--	--	--	--	--	--	--	--	--	--	--	--	--	--	--	--	--	--	--	--	--	--	--	--	--	--	--	--	--	--	--	--	--	--	--	--	--	--	--	--	--	--	--	--	--	--	--	--	--	--	--	--	--	--	--	--	--	--	--	--	--	--	--	--	--	--	--	--	--	--	--	--	--	--	--	--	--	--	--	--	--	--	--	--	--	--	--	--	--	--	--	--	--	--	--	--	--	--	--	--	--	--	--	--	--	--	--	--	--	--	--	--	--	--	--	--	--	--	--	--	--	--	--	--	--	--	--	--	--	--	--	--	--	--	--	--	--	--	--	--	--	--	--	--	--	--	--	--	--	--	--	--	--	--	--	--	--	--	----

- 1 Refer to price book appendices and Omni for COM information.
- 2 Available on all products except 54" and 60" wide.
- 4 Not available on Action Office (AO) acoustical panels.
- 5 (8R__), (8T__), (85__), and (5S__) not available on AO acoustical panels and not available on 54"- or 60"-wide products.
- 6 Not available on Action Office (AO) connectors, cable management, and spacers.
- 8 Available in select colors. See the "Proprietary Textile Colors — Workspaces" appendix.
- 18 Available on seating products in select colors. See the "Proprietary Textile Colors — Seating" appendix.
- 19 Not available in Grosgrain (84__) fabric colors 8401, 8405, and 8413.
- 20 Available only on Ethospace B-Style.
- 21 Not available on Ethospace connectors and cable management tiles.
- 22 Not available as railroaded application option for Chain (2Voo) and Moiré (3Aoo) on Canvas Extended Width Tiles.

Application Note: Herman Miller cannot guarantee material/pattern alignment in adjacent products. For example, a fabric's pattern may not align from one screen to the next, or from one panel to the next.

Proprietary Textile Colors — Workspaces

Price Category 1

Customer's Own Material	
See Order Information in Appendices.	
Assigned lead-time textile. A	

Bubbletack™	
100% polyester	
8A01	Seashell White
8A02	Pearl Grey
8A19	Spa Blue
8A24	Sable Grey
8A27	Summer White
8A28	Moth Grey
8A30	Blue Grey
8A31	Dusty Bronze
8A32	Slate Blue
8A35	Studio White
8A36	Blush Grey
8A37	Shale
8A38	Slate
8A39	Egg nog
8A40	Persimmon
8A41	Bud

Chain	
66" wide	
100% recycled polyester	
2V01	Pearl
2V02	Oyster
2V03	Wheat
2V04	Linen
2V05	Wicker
2V06	Bamboo
2V07	Sage
2V08	Spring Wood
2V09	Iceberg

Crossing	
54" wide	
86% antimony-free polyester	
14% polyester	
8T03	Wicker *
8T04	Porcelain *
8T05	Warm Grey *
8T06	Sepia
8T07	Pumpkin
8T08	Copper
8T09	Cranberry
8T10	Tomato
8T11	Mulberry
8T12	Plum
8T13	Green Apple
8T14	Loden
8T15	Spruce
8T16	Periwinkle
8T17	Cerulean
8T18	Indigo
8T19	Shale *
8T20	Brownstone
8T21	Bark
8T22	Tin *
8T23	Graphite
8T24	Black

Crossing	
For workspaces products only.	
54" wide	
86% antimony-free polyester	
14% polyester	
8501	Ivory *
8502	Oyster *

* Colors available on Exclave®
Video-friendly Tackable
Boards and Stowage Tackable
Backdrop

Dex	
54" wide	
50% recycled polyester	
50% polyester	
3DE01	Frost
3DE02	Silver Pine
3DE03	Stone
3DE04	Shale
3DE05	Charcoal

Gem	
54" wide	
100% antimony-free polyester	
9502	Tangerine
9503	Red
9507	Twilight
9508	Bayou
9510	Berry Blue
9511	Aqua Green
9512	Green Apple
9514	Black
9515	Slate Grey
9516	Fog

Grasscloth	
66" wide	
100% recycled polyester	
2I01	Silver Birch
2I02	Pampas
2I03	Sedge
2I07	Lea
2I08	Taro
2I09	Steam Grey
2I10	Cayenne
2I11	Bottle Green
2I12	Surf
2I13	Gravel

Monologue	
54" wide	
56% recycled polyester	
44% polyester	
1MN01	Linen
1MN02	Alabaster
1MN03	Truffle
1MN04	Folkstone
1MN05	Silver Pine
1MN06	Slate
1MN07	Seed
1MN08	Yellow Oxide
1MN09	Persimmon
1MN10	Tundra
1MN11	Meadow
1MN12	Blue Sky
1MN13	Blue Spruce
1MN14	Deep Sea

Multiscrim™	
60" wide	
100% polyester	
8B01	Seashell White
8B02	Pearl Grey
8B19	Spa Blue
8B24	Sable Grey
8B27	Summer White
8B28	Moth Grey
8B30	Blue Grey
8B31	Dusty Bronze
8B32	Slate Blue
8B35	Studio White
8B36	Blush Grey
8B37	Shale
8B38	Slate
8B39	Egg nog
8B40	Persimmon
8B41	Bud

Price category 1 continued on next page

Proprietary Textile Colors — Workspaces

continued

Price Category 1

continued

Resonance	
66" wide	
100% polyester	
5T04	Greige
5T05	Porcelain
5T06	Alabaster
5T15	Iris
5T28	Sugar
5T47	Tobacco
5T54	Saltbush
5T57	Seed
5T58	Sepia
5T60	Iceberg
5T65	Red
5T67	Boysenberry
5T68	Pistachio
5T69	Green Apple
5T71	Jade
5T72	Blue Green
5T74	Twilight

Scrim Trim	
61" wide	
82% polyester	
18% spandex	
8C01	Seashell White
8C02	Pearl Grey
8C22	Winter Grey
8C24	Sable Grey

Silkworm	
66" wide	
58% recycled polyester	
42% polyester	
2M01	Cocoon
2M02	Pongee
2M03	Saffron
2M04	Tussah
2M05	Ceylon
2M06	Jasmine
2M07	Shale
2M08	Monsoon

Slant	
66" wide	
51% polyester	
49% recycled polyester	
22F04	Pesto
22F06	Neptune
22F07	Blueberry
22F10	Pumpkin
22F12	Silver Birch
22F13	Bluestone
22F15	Shale

Tailored	
Assigned lead-time textile. A	
54" wide	
56% polyester	
44% recycled polyester	
23501	Studio White *
23502	Sugar
23503	Tomato
23504	Orchid
23505	Boysenberry
23506	Chive
23507	Bluegrass
23508	Cobalt
23509	Cadet
23510	Fog
23511	Graphite
23512	Black
23513	Coffee

* Color not available on Canvas Tiles.

Whisper	
54" wide	
73% recycled polyester	
27% polyester	
1WS01	Sand Dollar
1WS02	Pebble
1WS03	Silver Birch
1WS04	Iceberg
1WS05	Silver Pine
1WS06	Carbon
1WS07	Cumin
1WS08	Adobe
1WS09	Strawberry
1WS10	Blush
1WS11	Eggplant
1WS12	Willow
1WS13	Sea Grass
1WS14	Pool
1WS15	Blueberry

Price Category 2

Aristo	
54" wide	
88% recycled polyester	
12% polyester	
Acrylic backing	
3AR01	Forest Moss
3AR02	Light Brindle
3AR03	Mink
3AR04	Copper
3AR05	Adobe
3AR06	Cherry
3AR07	Lilac
3AR08	Green Apple
3AR09	Surf
3AR10	Waterfall
3AR11	Cadet
3AR12	Tin
3AR13	Pewter
3AR14	Grey Brindle
3AR15	Grey Black

Code	
66" wide	
100% Repreve recycled polyester	
1CD01	Linen
1CD02	Khaki
1CD03	Iceberg
1CD04	Zinc
1CD05	Blue Black

Price category 2 continued on next page

Proprietary Textile Colors — Workspaces

continued

Price Category 2

continued

Cord	
66" wide	
51% antimony-free polyester	
49% polyester	
5101	Ivory
5102	White Ash
5103	Linen
5104	Bamboo
5105	Sepia
5106	Wicker
5107	Sesame
5108	Kiwi Green
5109	Bayou
5110	Shade
5111	Spring Wood
5112	Summer White

Crepe	
54" wide	
100% recycled polyester	
9201	Licorice
9203	Smoke
9207	Cherry
9209	Claret
9212	Raisin
9218	Aquamarine
9223	Cadet
9241	Beachglass
9243	Midnight
9244	Artichoke
9248	Warm White *
9249	Stone *
9250	Earth
9251	Fog *
9252	Slate Grey
9253	Yellow Dark
9254	Coral
9255	Blush Grey *
9256	Wild Berry
9257	Clover
9258	Caribbean
9259	Cerulean
9260	Brownstone
9261	Shale
9262	Graphite
9263	Tomato
9264	Green Apple

* Colors available on Exclave®
Video-friendly Tackable
Boards and Stowage Tackable
Backdrop.

Epic	
54" wide	
56% recycled polyester	
44% polyester	
Acrylic backing	
3EP01	Alabaster
3EP02	Smoke
3EP03	Falcon
3EP04	Citrus Spring
3EP05	Copper
3EP06	Urban Orange
3EP07	Poppy
3EP08	Wild Plum
3EP09	Sugar Plum
3EP10	Clover
3EP11	Loden
3EP12	Everglade
3EP13	Mist
3EP14	Peacock
3EP15	Cadet
3EP16	Indigo
3EP17	Spring Wood
3EP18	Grey Brindle
3EP19	Seed
3EP20	Carbon Dark

Fish Net	
55" wide	
100% recycled polyester	
22Q01	Oyster
22Q02	Stone
22Q03	Citrus
22Q04	Curry
22Q05	Chipotle
22Q06	Cherry
22Q07	Fuschia
22Q08	Claret
22Q09	Purple
22Q10	Clover
22Q11	Pesto
22Q12	Peacock
22Q13	Lagoon
22Q14	Twilight
22Q15	Bluestone
22Q16	Storm
22Q17	Black
22Q18	Cocoa

Frost	
66" wide	
100% recycled polyester	
5703	Porcelain
5704	Honey
5705	Iceberg
5706	Sage
5710	Sable Grey

Price category 2 continued on
next page

Proprietary Textile Colors — Workspaces

continued

Price Category 2

continued

Grosgrain	
66" wide	
100% recycled polyester	
8401	Pearl * **
8402	White Ash
8403	Warm Grey
8404	Khaki
8405	Oyster *
8406	Celadon
8408	Spa Blue
8409	Bud
8410	Kiwi Green
8411	Bayou
8412	Tin
8413	Iceberg *

* Colors not available on Canvas Dock Mounted Screens, Locale® Workbase Screen, Public Office Landscape® Screen/Desk Top Divider, and Thrive® Personal Side Screen.

** Color not available on Canvas Tiles.

Horizon	
54" wide	
65% antimony-free polyester	
35% polyester	
4N01	Rye Grass
4N02	Sugar Pine
4N03	Silver Pine
4N04	White Ash
4N05	Spring Wood
4N06	Tamarack
4N07	Mushroom
4N08	Haystack
4N09	Oat Grass
4N10	Forest Moss
4N11	Hickory
4N12	Beech Nut
4N13	Pine Cone
4N14	Poplar
4N15	Elderberry

Loom	
54" wide	
100% polyester	
1LM01	Linen
1LM02	Brown Sugar and Spice
1LM03	Brick and Mortar
1LM04	Salt and Pepper
1LM05	Black
1LM06	Lemongrass
1LM07	Poppy
1LM08	Wild Berry
1LM09	Loden
1LM10	Jade
1LM11	Deep Sea

Medley	
54" wide	
100% polyester	
1HA01	Stone *
1HA02	Trail
1HA03	Charcoal
1HA04	Cinder
1HA05	Citrus
1HA06	Papaya
1HA07	Chutney
1HA08	Tundra
1HA09	Feather Grey *
1HA10	Chartreuse
1HA11	Loden
1HA12	Peacock
1HA13	Bayou *
1HA14	Blue Grotto
1HA15	Blueberry
1HA22	Khaki
1HA23	Pewter
1HA24	Yellow Oxide
1HA25	Vintage Rose
1HA26	Raspberry
1HA27	Acai Berry

* Colors available on Exclave® Video-friendly Tackable Boards and Stowage Tackable Backdrop

Moiré	
54" wide	
100% recycled polyester	
3A01	Concrete
3A02	Biscotti
3A03	Rattan
3A04	Chambray
3A05	Fern
3A08	Violet
3A09	Zin
3A10	Curry
3A11	Spice
3A12	Cork

Rain	
66" wide	
100% recycled polyester	
3RA01	Iceberg
3RA02	Frost
3RA03	Pewter
3RA04	Graphite
3RA05	Warm White
3RA06	Linen
3RA07	Rye
3RA08	Light Brindle

Rivet	
54" wide	
100% recycled polyester	
1RV01	Twig
1RV02	Deep Clay
1RV03	Woodrose
1RV04	Otter
1RV05	Hemlock
1RV06	Olive
1RV07	Lagoon
1RV08	Deep Sea
1RV09	Charcoal
1RV10	Grey Brindle

Sequel	
54" wide	
100% vinyl	
100% polyester knit backing	
Resilience® finish	
3SL01	White
3SL02	Pebble
3SL03	Mushroom
3SL04	Stone
3SL05	Chestnut
3SL06	Rattan
3SL07	Black Cherry
3SL08	Tundra
3SL09	Seal
3SL10	Blue Fog
3SL11	Folkstone
3SL12	Shale
3SL13	Slate Grey
3SL14	Charcoal
3SL15	Carbon Dark

Twine	
66" wide	
100% recycled polyester	
3TW01	Silver Birch
3TW02	Ivory
3TW03	Alabaster
3TW04	Bamboo
3TW05	Iceberg
3TW06	Charcoal
3TW07	Feather Grey
3TW08	Shale

Price category 2 continued on next page

Proprietary Textile Colors — Workspaces

continued

Price Category 2

continued

Twist	
54" wide	
80% antimony-free polyester	
13% recycled polyester	
7% polyester	
8R05	Wicker
8R10	Poppy
8R14	Tin
8R15	Shale
8R16	Graphite
8R17	Birch
8R18	Sepia
8R22	Blueberry
8R23	Green Apple
8R26	Gunmetal
8R27	Cinder
8R28	Citrus
8R29	Pekoe
8R30	Tangerine
8R31	Red Plum
8R32	Wisteria
8R33	Forest
8R34	Jade Dark
8R35	Waterfall
8R36	Midnight Blue
8R37	Carbon Dark

Twist	
For workspaces products only.	
54" wide	
80% antimony-free polyester	
13% recycled polyester	
7% polyester	
5S01	Pearl
5S02	Ivory
5S03	Oyster

Well Suited	
55" wide	
79% polyester	
21% recycled polyester	
22T01	Oyster
22T02	Raffia
22T03	Peppermint
22T08	Cool Grey
22T16	Jade
22T17	Peacock
22T18	Blueberry

Price Category 3

Bento	
54" wide	
100% antimony-free polyester	
7001	Frost
7002	Linen
7003	Khaki
7004	Truffle
7005	Grey Black
7006	Pumpkin
7007	Cranberry
7008	Everglade
7009	Cobalt

Connection	
66" wide	
100% antimony-free polyester	
1FB1	Oyster
1FB2	Linen
1FB3	Iceberg
1FB4	Silver Pine
1FB5	Apricot
1FB6	Cumin
1FB7	Green Apple
1FB8	Slate Blue
1FB9	Metal

Current	
66" wide	
100% antimony-free polyester	
1FC1	Oyster
1FC2	Linen
1FC3	Iceberg
1FC4	Silver Pine
1FC5	Apricot
1FC6	Cumin
1FC7	Green Apple
1FC8	Slate Blue
1FC9	Metal

Glaze	
66" wide	
100% recycled polyester	
8Z01	Wicker
8Z02	Honey
8Z03	Porcelain
8Z04	Celadon
8Z06	Rye
8Z07	Frost
8Z08	Silver Birch

Ground Cloth®	
66" wide	
100% polyester	
4701	Vapor Grey
4721	Warm White *
4722	Fog *
4723	Straw *
4724	Red Orange *
4725	Wild Berry *
4726	Green Apple *
4727	Caribbean *
4728	Midnight *
4729	Cappuccino *

* Colors available on Exclave®
Video-friendly Tackable
Boards and Stowage Tackable
Backdrop

Kira 2	
54" wide	
100% recycled polyester	
5D11	Flaxen
5D12	Papyrus
5D13	Oasis
5D14	Incense
5D15	Ash
5D16	Falcon

Pins and Needles	
58" wide	
76% recycled polyester	
24% polyester	
22R01	Day and Night
22R02	Night and Day

Savannah	
66" wide	
76% recycled polyester	
24% polypropylene	
8L01	Pearl
8L02	Oyster
8L03	Wheat
8L04	Jute
8L05	Bamboo
8L06	Metal
8L07	Linen
8L08	Celadon
8L09	Moss
8L10	Frost
8L11	Shale
8L12	Pewter

Price category 3 continued on next page

Proprietary Textile Colors — Workspaces

continued

Price Category 3

continued

Strands	
66" wide	
100% recycled polyester	
8W01	Pebble
8W02	Porcelain
8W03	Taupe
8W04	Honey
8W05	Khaki
8W06	Rye
8W07	Wicker
8W08	Tin
8W09	Cool Grey
String Plaid	
54" wide	
100% recycled polyester	
22V01	Warm White on Khaki
22V02	Mint on Yellow Green
22V03	Mist on Blue Grey
22V04	Sky Blue on Red
22V05	Lime on Magenta
22V06	Bright Green on Green
22V07	Aqua Blue on Cerulean
22V08	Ivory on Black

Price Category 4

Glisten	
66" wide	
84% polyester	
16% recycled polyester	
2X02	Rye
2X05	Iceberg
2X09	Pewter
2X10	Ash
Loft	
Assigned lead-time textile. A	
54" wide	
100% wool	
22L01	Heathered Light Green
22L02	Heathered Dark Green
22L03	Heathered Turquoise
22L04	Heathered Navy
22L08	Heathered Grey *
22L09	Heathered Blue *
22L11	Heathered Dark Grey

* Colors available on Exclave®
Video-friendly Tackable
Boards and Stowage Tackable
Backdrop

Price Category 5

Hopsak	
56" wide	
100% recycled polyester	
14A20	Black
14A22	Raw Umber Dark
14A26	Grey Blue Dark
14A30	Sepia Dark
14A38	Emerald Dark
14A39	Yellow Dark
14A40	Orange
14A41	Sienna
14A42	Olive Green Dark
14A43	Crimson
14A44	Crimson Dark Dark
14A45	Violet Dark
14A46	Pink Dark Dark
14A47	Ultramarine Dark
14A48	Cobalt Blue
14A49	Terra Cotta
14A50	Ochre Dark

Maharam® Application Chart — Workspaces

•Available

See below for exception notes.

Maharam textiles are on assigned lead times. A

Price Category 1-2																								
No fabrics available at this time.																								
Price Category 3																								
ZM2__Meld - Maharam *	2	2	2	•	•	•	•	•	•	•	•	•	•	•	•	•	•				•	•	•	•
Price Category 4-9																								
No fabrics available at this time.																								
Price Category A																								
No fabrics available at this time.																								
Price Category B																								
VQ__Crisp - Maharam	5	•	•	•	12		•	•	•	•	•		•									•		
VM__Medium - Maharam		2	2				•	20	•	•	•		•									•		•
TI__Messenger - Maharam *		2	2	•	12	•	•	2	•	•	•		•		•									•
Price Category C																								
Z27__Manner - Maharam	2	2	2	2	•		•	2	•	•	•		•		•									•
Z3__Metric - Maharam	2		2				•	•		•	•	•		•								•		•
ZML__Milestone - Maharam	2	2	2	2	•	•	•	2	•			•		•		•						•	•	•
TT__Parallel - Maharam	7	•	•		•	•	•	18	•	•	•		•									•		
Price Category D																								
ZMD__Mode - Maharam	2																					•		•
Z2R__Reply - Maharam		•	•	•	•		•	•				•											•	
ZS3__Spiral - Maharam		•	•	•	•	•		•	•	•	•	•		•										
Z34__Unit - Maharam		•						•		•	•	•		•										
Price Category E																								
ZF3__Flock - Maharam													•		•		•	•						
ZGT__Glint - Maharam	2	2	2	2	2		•	2	•	•	•		•											
ZM1__Morse - Maharam		•	•	•	•	•		•	•	•	•	•		•										
Z32__Skein - Maharam	2	2	2	2	•		•	2	•	•	•	•		•										•
ZSC__Sketch - Maharam		•	•	•	•	•		•	•	•	•	•		•										
Price Category F																								
ZA1__Adjourn - Maharam		•	•	•	•	•			•	•														
VS__Crush - Maharam				2	•				19													•		•
8EX__Emit	2	2	2	2	•	•	•	2	•															
Z29__Plait - Maharam	2	2	2	2	•		•	2	•	•	•		•											•
ZS2__Sharkskin 2 - Maharam	2	2	2	2	2					•			•											
Price Category G																								
ZT4__Ticker - Maharam	2	2	2	2	2		•	2	•	•	•		•											•
Price Category H-Z																								
No fabrics available at this time.																								

* Available in select colors on 20-day lead-time. Refer to “Maharam Colors - Workspaces” for 20-day colors.

2 Available on all products except 54” and 60” wide.

5 Not available on AO partial-glazed panels.

7 Not available on AO acoustical panels; not available on AO2 cable management panel face.

12 Not available on Ethospace tackable tiles.

18 Not available on Canvas E-style storage.

19 Not available on Canvas B-style storage.

20 Not available on Canvas E-style storage or 60”-wide B-style storage.

Application Note: Herman Miller cannot guarantee material/pattern alignment in adjacent products. For example, a fabric’s pattern may not align from one screen to the next, or from one panel to the next.



Price Category 1-2

No fabrics available at this time.

Price Category 3

Meld – Maharam

54" wide
68% post-consumer recycled polyester
32% polyester
PFOA-Free stain resistant
ZM201/466387-201 Vast
ZM202/466387-202 Panda *
ZM203/466387-203 Skyline *
ZM204/466387-204 Knight *
ZM205/466387-205 Quill *
ZM206/466387-206 Pipe
ZM207/466387-207 Grate *
ZM208/466387-208 Gloss
ZM209/466387-209 Bulb
ZM210/466387-210 Bride
ZM211/466387-211 Stark
ZM212/466387-212 Seashell
ZM213/466387-213 Antler
ZM214/466387-214 Crater *
ZM215/466387-215 Perennial
ZM216/466387-216 Mulberry
ZM217/466387-217 Fuchsia *
ZM218/466387-218 Amethyst *
ZM219/466387-219 Merlot
ZM220/466387-220 Magma *
ZM221/466387-221 Rooster
ZM222/466387-222 Heat *
ZM223/466387-223 Clementine
ZM224/466387-224 Fox
ZM225/466387-225 Kiss *
ZM226/466387-226 Bare
ZM227/466387-227 Blonde
ZM228/466387-228 Mimosa
ZM229/466387-229 Comet *
ZM230/466387-230 Honeydew
ZM231/466387-231 Wild *
ZM232/466387-232 Vine
ZM233/466387-233 Seed
ZM234/466387-234 Kale *

* Colors available on
20-day lead time.

Meld continued

ZM235/466387-235 Waterfall *
ZM236/466387-236 Nordic *
ZM237/466387-237 Reef *
ZM238/466387-238 Wave
ZM239/466387-239 Isle
ZM240/466387-240 Creek
ZM241/466387-241 Mariner *
ZM242/466387-242 Globe
ZM243/466387-243 Spa

Price Category 4-9

No fabrics available at this time.

- Maharam textiles are on assigned lead times [\[A\]](#).
- Fabric numbers are listed as Herman Miller fabric number/Maharam fabric number.

Price Category A

No fabrics available at this time.

Price Category B

Crisp – Maharam

66" wide

100% polyester

VQ02/901420-002	Oyster
VQ05/901420-005	Quahaug
VQ13/901420-013	Admiral
VQ14/901420-014	Thunder
VQ21/901420-021	Graphite
VQ22/901420-022	Lychee
VQ23/901420-023	Persimmon
VQ24/901420-024	Kimchi
VQ25/901420-025	Marigold
VQ26/901420-026	Brut
VQ27/901420-027	Chartreuse
VQ28/901420-028	Celadon
VQ29/901420-029	Surf
VQ30/901420-030	Marble
VQ31/901420-031	Boulder
VQ32/901420-032	Bell
VQ33/901420-033	Ferry
VQ34/901420-034	Sapphire
VQ35/901420-035	Carbon
VQ36/901420-036	Owl
VQ37/901420-037	Agate

Medium – Maharam

54" wide

100% polyester

VM01/463490-001	Raven
VM02/463490-002	Smoke
VM03/463490-003	Alloy
VM04/463490-004	Flax
VM06/463490-006	Bark
VM07/463490-007	Espresso
VM08/463490-008	Pecan
VM12/463490-012	Pumpkin
VM13/463490-013	Persimmon
VM14/463490-014	Laser
VM16/463490-016	Port
VM22/463490-022	Marina
VM29/463490-029	Pistachio
VM32/463490-032	Prospect
VM36/463490-036	Delight
VM39/463490-039	Nautical
VM40/463490-040	Pool
VM44/463490-044	Washed
VM45/463490-045	Sculpture
VM46/463490-046	Thatched
VM47/463490-047	Hike
VM48/463490-048	Tangle
VM49/463490-049	Pacific
VM50/463490-050	Cosmic
VM51/463490-051	Cascade
VM52/463490-052	Blackberry
VM53/463490-053	Nasturtium
VM54/463490-054	Wooded

Messenger – Maharam

54" wide

78% recycled polyester

15% polyester, 7% nylon

TI07/458640-007	Shadow
TI08/458640-008	Bayou *
TI24/458640-024	Poppy
TI25/458640-025	Mao
TI29/458640-029	Onyx *
TI31/458640-031	Cloud *
TI38/458640-038	Depth *

Messenger continued

TI40/458640-040	Nile *
TI41/458640-041	Azure *
TI45/458640-045	Cactus *
TI46/458640-046	Ice *
TI48/458640-048	Neon
TI50/458640-050	Hydrangea
TI53/458640-053	Tangelo
TI54/458640-054	Lumine *
TI58/458640-058	Snow
TI60/458640-060	Peridot
TI61/458640-061	Capri *
TI62/458640-062	Ultramarine
TI63/458640-063	Squall
TI66/458640-066	Cassis
TI67/458640-067	Aster
TI69/458640-069	Cherry
TI70/458640-070	Vibrant
TI71/458640-071	Satsuma *
TI72/458640-072	Maize
TI76/458640-076	Fossil
TI77/458640-077	Ash
TI78/458640-078	Tusk
TI79/458640-079	Oyster
TI81/458640-081	Husk
TI84/458640-084	Robust
TI85/458640-085	Beyond
TI86/458640-086	Voyage *
TI87/458640-087	Everglade
TI89/458640-089	Blanch
TI90/458640-090	Longspur
TI91/458640-091	Vireo
TI92/458640-092	Dipper
TI93/458640-093	Gale
TI94/458640-094	Hunter
TI95/458640-095	Lime
TI96/458640-096	Apple
TI97/458640-097	Krill
TI98/458640-098	Catalyst

* Colors available on
20-day lead time.

- Maharam textiles are on assigned lead times [\[A\]](#).
- Fabric numbers are listed as Herman Miller fabric number/Maharam fabric number.

Maharam® Colors — Workspaces

continued

Price Category C

Manner - Maharam	
54" wide	
100% recycled polyester	
Z2701/466177-001	Magic
Z2702/466177-002	Carob
Z2703/466177-003	Porpoise
Z2704/466177-004	Flint
Z2705/466177-005	Hush
Z2706/466177-006	Nuance
Z2711/466177-011	Ember
Z2712/466177-012	Wagon
Z2713/466177-013	Ablaze
Z2714/466177-014	Peel
Z2716/466177-016	Butterscotch
Z2717/466177-017	Harvest
Z2720/466177-020	Parakeet
Z2722/466177-022	Aquatic
Z2723/466177-023	Cottage
Z2724/466177-024	Dahlia
Z2725/466177-025	Vivid
Z2726/466177-026	Basin
Z2727/466177-027	Schooner
Z2728/466177-028	Slope
Z2729/466177-029	Silverpoint
Z2730/466177-030	Lattice
Z2731/466177-031	Smoky
Z2732/466177-032	Magnetic
Z2733/466177-033	Woad
Z2734/466177-034	Resolute
Z2735/466177-035	Cruise
Z2736/466177-036	Atmospheric
Z2737/466177-037	Cloudburst
Z2738/466177-038	Tidewater
Z2739/466177-039	Firth
Z2740/466177-040	Oceanside
Z2741/466177-041	Grandeur
Z2742/466177-042	Comfort
Z2743/466177-043	Dill
Z2744/466177-044	Poplar
Z2745/466177-045	Citronella
Z2746/466177-046	Passerine
Z2747/466177-047	Southwest
Z2748/466177-048	Roseate

Manner continued	
Z2749/466177-049	Charisma
Z2750/466177-050	Siltstone
Z2751/466177-051	Kimono
Z2752/466177-052	Valiant
Z2753/466177-053	Baroness

Metric – Maharam	
54" wide	
51% recycled polyester	
49% polyester	
Z302/466014-002	Fog
Z303/466014-003	Fleece
Z312/466014-012	Cardinal
Z313/466014-013	Lava
Z318/466014-018	Pollen
Z320/466014-020	Alligator
Z323/466014-023	Tar
Z324/466014-024	Anchor
Z326/466014-026	Admiral
Z327/466014-027	Seaport
Z328/466014-028	Scuba
Z329/466014-029	Skate
Z330/466014-030	Hopscotch
Z331/466014-031	Film
Z332/466014-032	Whale
Z333/466014-033	Downpour
Z334/466014-034	Midday
Z335/466014-035	Talisman
Z336/466014-036	Hedgerow
Z337/466014-037	Snorkel
Z338/466014-038	Highway
Z339/466014-039	Canary
Z340/466014-040	Sunny
Z341/466014-041	Aztec
Z342/466014-042	Fruit
Z343/466014-043	Galah
Z344/466014-044	Kiln
Z345/466014-045	Moth

Milestone – Maharam	
54" wide	
78% post-industrial recycled polyester	
15% polyester	
7% nylon	
ZML22/403901-022	Pewter
ZML25/403901-025	Charcoal
ZML26/403901-026	Ebony
ZML29/403901-029	Medium Grey
ZML31/403901-031	Ground
ZML46/403901-046	Tortoise
ZML47/403901-047	Rush
ZML54/403901-054	Linger
ZML55/403901-055	Embrace
ZML57/403901-057	Coffee
ZML58/403901-058	Bison
ZML61/403901-061	Tiger Lily
ZML62/403901-062	Aurora
ZML69/403901-069	Lychee
ZML71/403901-071	Daffodil
ZML72/403901-072	Ecru
ZML77/403901-077	Basil
ZML78/403901-078	Spruce
ZML79/403901-079	Fountain
ZML80/403901-080	Mykonos

Parallel — Maharam	
66" wide	
100% recycled polyester	
TT01/901180-001	Chalk
TT02/901180-002	Argent
TT03/901180-003	Fog
TT17/901180-017	Sourdough
TT22/901180-022	Sterling
TT23/901180-023	Linen
TT24/901180-024	Pea
TT27/901180-027	Boulder
TT28/901180-028	Stream
TT29/901180-029	Shiitake
TT30/901180-030	Wafer
TT31/901180-031	Plank
TT32/901180-032	Brandy
TT33/901180-033	Crater
TT36/901180-036	Quail

Price Category D

Mode – Maharam	
54" wide	
80% post-consumer recycled polyester	
20% polyester	
PFOA-Free stain resistant finish	
ZMD01/466337-001	Stroll
ZMD02/466337-002	Intaglio
ZMD03/466337-003	Ominous
ZMD04/466337-004	Machine
ZMD05/466337-005	Talus
ZMD06/466337-006	Marsh
ZMD07/466337-007	Hollow
ZMD08/466337-008	Sycamore
ZMD09/466337-009	Clavicle
ZMD10/466337-010	Billygoat
ZMD11/466337-011	Spindle
ZMD12/466337-012	Lemon
ZMD13/466337-013	Oxeye
ZMD14/466337-014	Henge
ZMD15/466337-015	Goldenrod
ZMD16/466337-016	Cottontail
ZMD17/466337-017	Lioness
ZMD18/466337-018	Oriole
ZMD19/466337-019	Rust
ZMD20/466337-020	Carotene
ZMD21/466337-021	Blush
ZMD22/466337-022	Vermilion
ZMD23/466337-023	Alder
ZMD24/466337-024	Kermes
ZMD25/466337-025	Barberry
ZMD26/466337-026	Petal
ZMD27/466337-027	Valley
ZMD28/466337-028	Odyssey
ZMD29/466337-029	Ballpoint
ZMD30/466337-030	Toile
ZMD31/466337-031	Paradise
ZMD32/466337-032	Angelfish
ZMD33/466337-033	Denim
ZMD34/466337-034	Crush
ZMD35/466337-035	Jetty
ZMD36/466337-036	Saltwater
ZMD37/466337-037	Mallard
ZMD38/466337-038	Celtic
ZMD39/466337-039	Eucalyptus

Price Category D continued on next page

- Maharam textiles are on assigned lead times [A](#).
- Fabric numbers are listed as Herman Miller fabric number/Maharam fabric number.

Maharam® Colors — Workspaces

continued

Price Category D

continued

Mode continued	
ZMD40/466337-040	Bonsai
ZMD41/466337-041	Sassafras
ZMD42/466337-042	Yucca
ZMD43/466337-043	Lichen
Reply - Maharam	
66" wide	
100% polyester	
Z2RB/901880-011	Adobe
Z2RD/901880-013	Beacon
Spiral - Maharam	
66" wide	
100% polyester	
ZS301/901882-001	Chalk
ZS302/901882-002	Birch
ZS303/901882-003	Wheat
ZS304/901882-004	Mica
ZS305/901882-005	Pavement
ZS306/901882-006	Graphite
Unit - Maharam	
66" wide	
100% recycled polyester	
Z3401/901889-001	Seawall
Z3402/901889-002	Limestone
Z3403/901889-003	Aluminum
Z3404/901889-004	Snow
Z3405/901889-005	Tusk
Z3406/901889-006	Nautilus
Z3407/901889-007	Beech
Z3408/901889-008	Driftwood
Z3409/901889-009	Cocoa

Price Category E

Flock - Maharam	
63" wide	
100% polyester	
ZF301/901892-001	Calm
ZF302/901892-002	Course
ZF303/901892-003	Highlight
ZF304/901892-004	Roe
ZF305/901892-005	Poppy
ZF306/901892-006	Briefcase
ZF307/901892-007	Monkstrap
ZF308/901892-008	Quag
ZF309/901892-009	Pistachio
ZF310/901892-010	Froth
ZF311/901892-011	Celadon
ZF312/901892-012	Highsea
ZF313/901892-013	China
ZF314/901892-014	Victorian
ZF315/901892-015	Commander
ZF316/901892-016	Raven
ZF317/901892-017	Aluminum
Glint - Maharam	
54" wide	
59% polyolefin	
32% post-industrial recycled polyester	
9% post-consumer recycled polyester	
PFOA-Free stain resistant finish	
Acrylic backing	
ZGT01/901380-001	Ice
ZGT02/901380-002	Oyster
ZGT03/901380-003	Aluminum
ZGT04/901380-004	Placid
ZGT07/901380-007	Medal

Morse - Maharam	
66" wide	
100% post-industrial recycled polyester	
ZM101/901720-001	Talc
ZM104/901720-004	Cliff
Skein - Maharam	
54" wide	
56% recycled polyester	
44% polyester	
Z3201/466170-001	Burrow
Z3202/466170-002	Thatch
Z3204/466170-004	Sumac
Z3205/466170-005	Pomegranate
Z3206/466170-006	Cavern
Z3208/466170-008	Cinder
Z3209/466170-009	Dock
Z3210/466170-010	Cadet
Z3211/466170-011	Marsh
Sketch - Maharam	
66" wide	
52% post-consumer recycled polyester	
48% post-industrial recycled polyester	
ZSC01/901780-001	Macaroon
ZSC03/901780-003	Toffee
ZSC07/901780-007	Pewter
ZSC08/901780-008	Flue
ZSC09/901780-009	Abyss
ZSC12/901780-012	Zinc

Price Category F

Adjourn - Maharam	
72" wide	
57% polyester	
43% Trevira CS polyester	
ZA102/511350-002	Guava
ZA103/511350-003	Bran
ZA104/511350-004	Flax
ZA105/511350-005	Oatmeal
ZA109/511350-009	Terrain
Crush – Maharam	
54" wide	
88% nylon	
6% acrylic	
6% polyolefin	
VS01/464780-001	001
VS02/464780-002	002
VS05/464780-005	005
VS08/464780-008	008
VS13/464780-013	013
VS16/464780-016	016
VS17/464780-017	017
VS18/464780-018	018
VS19/464780-019	019
VS20/464780-020	020
VS22/464780-022	022
VS23/464780-023	023
VS26/464780-026	026
VS27/464780-027	027

Price Category F continued on next page

- Maharam textiles are on assigned lead times [\[A\]](#).
- Fabric numbers are listed as Herman Miller fabric number/Maharam fabric number.

Maharam® Colors — Workspaces

continued

Price Category F

continued

Emit – Maharam	
54" wide	
55% post-industrial recycled polyester	
45% post-consumer recycled polyester	
PFOA-free stain resistant	
8EX01/466378-001	Wed
8EX02/466378-002	Zebra
8EX03/466378-003	Chiffon
8EX04/466378-004	Scallop
8EX05/466378-005	Nectar
8EX06/466378-006	Elk
8EX07/466378-007	Carat
8EX08/466378-008	Goldenrod
8EX09/466378-009	Beached
8EX10/466378-010	Samba
8EX11/466378-011	Nest
8EX12/466378-012	Ravishing
8EX13/466378-013	Tassel
8EX14/466378-014	Groove
8EX15/466378-015	Tailor
8EX16/466378-016	Duo
8EX17/466378-017	Haiku
8EX18/466378-018	Bluefin
8EX19/466378-019	Flow
8EX20/466378-020	Xenon
8EX21/466378-021	Artem
8EX22/466378-022	Zen
8EX23/466378-023	Sprinkle
8EX24/466378-024	Camp
8EX25/466378-025	Limeade

Plait - Maharam	
58" wide	
68% recycled polyester	
32% polyester	
Z2901/466052-001	Cobblestone
Z2902/466052-002	Sachet
Z2904/466052-004	Tavern
Z2905/466052-005	Sequoia
Z2906/466052-006	Rhubarb
Z2907/466052-007	Sangria
Z2908/466052-008	Reef
Z2909/466052-009	Stormy
Z2910/466052-010	Dapper

Sharkskin 2 - Maharam	
54" wide	
89% polyester	
11% solution-dyed polyester	
PFOA-Free stain resistant finish	
Acrylic backing	
ZS201/901650-033	Harmony
ZS202/901650-034	Suggestion
ZS203/901650-039	Lyric
ZS204/901650-040	Clarify
ZS205/901650-041	Remain
ZS206/901650-046	Sphere
ZS207/901650-051	Restore
ZS208/901650-054	Night
ZS209/901650-056	Frosted
ZS211/901650-058	Wash
ZS212/901650-059	Navy

Price Category G

Ticker - Maharam	
54" wide	
47% polyester	
31% post-industrial recycled polyester	
22% post-consumer recycled polyester	
Crypton green finish and backing	
ZT401/466304-001	Calm
ZT402/466304-002	Millet
ZT403/466304-003	Sow
ZT404/466304-004	Beaver
ZT405/466304-005	Patch
ZT406/466304-006	Balloon
ZT407/466304-007	Squad
ZT408/466304-008	Bale
ZT409/466304-009	Fecund
ZT410/466304-010	Aquarium
ZT411/466304-011	Drink
ZT412/466304-012	Depth
ZT413/466304-013	Far

Price Category H-Z

No fabrics available at this time.

Appendix: Maharam Colors — Workspaces

- Maharam textiles are on assigned lead times [\[A\]](#).
- Fabric numbers are listed as Herman Miller fabric number/Maharam fabric number.

For more information about our products and services or to see a list of dealers, please visit us at HermanMiller.com or call (800) 851 1196.

© 2019 Herman Miller, Inc., Zeeland, Michigan

Distribution Rights

Working together since 1956, Herman Miller and Vitra are the authentic sources of designs by Charles and Ray Eames, Alexander Girard, and George Nelson. All the designs shown in this book are protected by law. Herman Miller has obtained all rights to make and sell these designs. Also, Herman Miller holds exclusive worldwide manufacturing and distribution rights for these products with the following exceptions:

Charles and Ray Eames, George Nelson, and Alexander Girard—Worldwide distribution rights for furniture in all areas except Europe and the Middle East. For those areas, please contact Vitra.

Isamu Noguchi—Worldwide distribution rights for the Noguchi Rudder Table. Distribution rights for the Noguchi Table in North America and Central America only. For all other areas, please contact Vitra.

Magis—Exclusive distribution rights in the US and Canada. For all other areas, please contact Magis.

Mattiazzi—Exclusive distribution rights in the US and Canada. For all other areas, please contact Mattiazzi.

® **HermanMiller**, ●, 3D Intelligent, AO, Action Office, Aeron, ArcSpan, Aside, Avall, Avive, Bubble Lamps, Canvas Office Landscape, Caper, Celle, Co/Struc, Daisiyone, Distil, Eames, Eco-Dematerialized, Embody, Envelop, Equa 2, Ergon 3, Ethospace, Exclave, Fine-Tune, FlexFront, Flo, Formcoat, Formwork, Ground Cloth, Herman Miller for the Home, Herman Miller for Healthcare, Intersect, Kinemat, Lapjack, Layout Studio, Lifework, Limerick, Live Unframed, Living Office, Locale, Maharam, Meridian, Mirra, Motia, Passage, Pellicle, Perspectives, Plex, PostureFit, Public Office Landscape, Resolve, Rodney, Sayl, Setu, Thrive, Tu, Wishbone, and Y-Tower are among the registered trademarks of Herman Miller, Inc., and its owned subsidiaries.

™ 8Z Pellicle, About Face, AireWeave, Albert, Backfit, Bubbletack, Burdick Group, Butterfly Back, Celeste, Cellular Suspension, Clam, Compass, Connect, Cosm, Cubert, DOT, Duracare, Durawrap, Eames Soft Pad, EnhancedAccess, Everywhere, Flex-Edge, Flute, Harmonic, Herman Miller Select, Hopsak 2, Intent, Iota, Jaw, Keyless Entry, Keyn Chair Group by Herman Miller, Latitude, Lino, Locale, Logic Mini, Logic Power Access Solutions, Live Platform, Loop, Lyris, Lyris 2, Made-to-Measure Storage, Metaform Portfolio, Mora, Multiscrim, Nelson, Nevi, Overlay, Pari, Pixelated Support, PostureFit SL, Prospect, Q, Renew, Sense, Soft Pad, Stackable, Stackable Storage, Striad, Swoop, Tone, TriFlex, Twist, Ubi, Verus, Vista and Wireframe are among the trademarks of Herman Miller, Inc., and its owned subsidiaries.

SM Herman Miller Options is among the service marks of Herman Miller, Inc.

AAP™ is a trademark of Extron Electronics.

Alexander Girard® is a registered trademark of The Alexander Girard Estate.

Chemsur® is a registered trademark of Wilsonart International.

Corian® is a registered trademark of E. I. du Pont de Nemours and Company Corporation.

Crypton® is a registered trademark of Crypton, Inc.

DACRON® is a registered trademark of INVISTA S.a r.l.

Danzer® is a registered trademark of Danzer Holding AG.

Decora® is a registered trademark of Leviton Manufacturing Co., Inc.

Edelman® Leather is a registered trademark of Edelman Leather, Inc.

Extron® is a registered trademark of RGB Systems, Inc.

FENIX NTM® is a registered trademark of Arpa Industriale S.p.A.

FLEXNET™ is a trademark of Milliken & Company.

Floor Saver Glide® is a registered trademark of Carpin Manufacturing, Inc.

Geiger® is a registered trademark, and Bumper™, Saiba™, and Ward Bennett™ are trademarks, of Geiger International.

Goetz™ is a trademark of Mark W. Goetz.

Hang-It-All® is a registered trademark of Lucia Eames Demetrios, d.b.a. Eames Office.

Holophane® is a registered trademark of Holophane.

Ingeo™ is a trademark of Cargill Dow LLC.

iPad® is a registered trademark of Apple, Inc.

Leviton® is a registered trademark of Leviton Manufacturing Co., Inc.

LifeSize® is a registered trademark of LifeSize Communications, Inc.

Magis®, Bombo®, and Me Too® are registered trademarks of Magis S.p.A.

Microsoft® and Natural® Keyboard are registered trademarks of Microsoft Corporation.

Noguchi® and the Noguchi table configuration (trade dress) are registered trademarks, and Rudder Table™ is a trademark, of The Isamu Noguchi Foundation and Garden Museum.

Place Textiles® is a registered trademark of Place Textiles.

SuperSeat™ is a trademark of Dahti Seating, a division of ITW.