



GSA prices effective October 7, 2019
(based on January 7, 2019, commercial price list)
Published October 2019

Computer Furniture, Workstations, and Accessories

Canvas Office Landscape® Metal Desk

General Services Administration Federal Supply Service Authorized Federal Supply Schedule Price List

Online access to contract ordering information, terms and conditions, up-to-date pricing, and the option to create an electronic delivery order is available through GSA Advantage!, a menu-driven database system. The Internet address for GSA Advantage! is www.gsaadvantage.gov.

Office Furniture
FSC Group 71, Part 1
Contract Number: GS-03F-036DA
Contract Period: December 21, 2015—December 20, 2020

Herman Miller, Inc.
855 East Main Avenue
Zeeland, Michigan 49464
(616) 654 3000 Phone
(616) 654 8278 Fax
www.HermanMiller.com/government

Business Size: Large

Contract Information

1a. Special Item Numbers (SIN)

SIN 71-1

Packaged Offices

SIN 711-1

Furniture Systems

SIN 711-2

Computer Furniture

SIN 711-3

Filing and Storage Cabinets

SIN 711-11

Tables and Accessories

SIN 711-16

Upholstered Seating

SIN 711-18

Multi-Purpose Seating

SIN 711-91

Project Management

Services under this SIN may be used only in conjunction with the purchase of new furniture. Please contact your local Herman Miller representative to discuss the available labor categories (listed below). The hourly rates listed are "Not To Exceed" or "NTE" values.

Furniture Project Manager: \$64.75 per hour

Furniture Project Coordinator: \$49.00 per hour

Build-Out Project Manager: \$80.00 per hour

SIN 711-93

Reconfiguration and Relocation Services

Reconfiguration and Relocation Services will be provided by Herman Miller, Inc., or its participating dealer based on a fee not to exceed \$55 per hour, which applies to services totaling \$150,000 (per SIN) and below only. Services above \$150,000 shall be negotiated on a case-by-case basis. This SIN may only be used with the purchase of new product under SIN 711-1.

See * Additional Notes for Installation & Reconfiguration and Relocation Services.

SIN 711-94

Design/Layout

Design service will be provided by Herman Miller, Inc., or its participating dealer based on a fee not to exceed \$65 per hour.

SIN 711-95

Installation Services

Installation Services will be provided by Herman Miller, Inc., or its participating dealer based on a fee not to exceed \$55 per hour (\$82.50 per hour for after-hours Installation), which applies to services totaling \$150,000 (per SIN) and below only. Services above \$150,000 shall be negotiated on a case-by-case basis.

See * Additional Notes for Installation & Reconfiguration and Relocation Services.

* Additional Notes for Installation & Reconfiguration and Relocation Services:

FOB Destination (Drop Ship): Price includes product delivery to the site, brought to the tailgate of the truck. The purchaser is responsible for unloading.

Prices effective up to the maximum order by SIN only. Above the MO, pricing shall be negotiated on a case-by-case basis between the client and local dealer.

Standard Services are Subject to the Following Conditions:

Installation will be performed during normal weekday working hours.

Adequate facilities for delivery, unloading, moving and staging/storing the product during the installation process shall be provided.

Service work will not be hindered by other trades.

Electric, heat, and adequate elevator service will be furnished without charge.

The immediate installation area shall be complete and free of debris including the carpet/flooring before installation commences.

Any work requiring a licensed electrician is the responsibility of the buyer.

Additional Charges May Apply For:

Major Metro Markets and any non-ground floor installation.

Major Metro Markets include large population centers and urban environments.

Installation in a clinical/medical environment.

Special restrictions or limits established by local laws, ordinances or the directions of the buyer, including but not limited to restrictions on transportations of materials, street access to the job site and/or dock facilities.

Installations outside of a 50 mile radius of the servicing dealer.

Local Prevailing Wage and/or Union Labor Rates.

Any additional charges shall be quoted by the dealer and approved by the buyer prior to performance of the work.

SIN 711-96

Leasing

Contact Herman Miller participating government dealer for current leasing information.

SIN 711-99

New Product Introductions

Contract Information

continued

SIN 711-500

Order-Level Materials (OLMs)

This SIN is only for products and/or services used in direct support of the purchase of new furniture. It requires approval from the ordering Contract Officer. Please contact your local Herman Miller representative to discuss the appropriate use of this SIN.

1b. Lowest Priced Model

SIN 711-1:	G9999.B	\$9
SIN 711-2:	6-5-D	\$40
SIN 711-3:	L29P.15	\$11
SIN 711-11:	DT9A.	\$39
SIN 711-16:	OA401	\$43
SIN 711-18:	AS90598	\$51
SIN 711-99:	BVP3.S	\$12

1c. Not applicable

2. Maximum Order

SIN 711-1, SIN 711-2

\$500,000 net product value

SIN 711-3, SIN 711-11

\$300,000 net product value

SIN 711-16, SIN 711-18

\$200,000 net product value

SIN 711-93

\$150,000

SIN 711-94

\$150,000

SIN 711-95

\$150,000

SIN 711-96

\$500,000 net product value

SIN 711-99

\$50,000 net product value

SIN 711-500

\$100,000

3. Minimum Order

\$100 net

4. Geographic Coverage

Continental U.S.

Orders for Alaska, Hawaii, and Puerto Rico will be shipped F.O.B. inland carrier point of exportation.

5. Point of Production

Zeeland, Ottawa County, Michigan

Spring Lake, Ottawa County, Michigan

6. Pricing

Prices shown are list. Discounts include Industrial Funding Fee.

SIN 711-1

Product: Selected Action Office 1, Action Office 2, C-Style Overhead Storage, Ethospace System, Quadrant Pedestals, Supplemental Products, Tu Pedestals, and approved Herman Miller Options Products.

Standard Lead Time	Single Order Net Purchase	Discount From List
	\$100 - 250,000	73.8%
	\$250,001 - 500,000	76.8%

SIN 711-1

Product: Selected Nevi™ Tables, Nevi Link, Renew™ Tables, Renew Link and approved Herman Miller Options Products

Standard Lead Time	Single Order Net Purchase	Discount From List
	\$100 - 500,000	73.8%

SIN 711-1

Product: Selected Motia® Tables, and approved Herman Miller Options Products

Standard Lead Time	Single Order Net Purchase	Discount From List
	\$100 - 500,000	73.8%

SIN 711-1

Product: Tu Wood Pedestals and approved Herman Miller Options Products

Standard Lead Time	Single Order Net Purchase	Discount From List
	\$100 - 300,000	74.3%

SIN 711-1

Product: Selected Canvas Office Landscape (Beam, Channel, Dock, Group, Metal Storage, Private Office, Vista, Wall, and Wood Storage) and approved Herman Miller Options Products

Standard Lead Time	Single Order Net Purchase	Discount From List
	\$100 - 500,000	74.8%

Contract Information

continued

SIN 711-1

Product: Selected Layout Studio® and approved Herman Miller Options Products

Standard Lead Time	Single Order Net Purchase	Discount From List
	\$100 - 500,000	60.7%

SIN 711-1

Product: Selected Meridian Pedestals and approved Herman Miller Options Products

Standard Lead Time	Single Order Net Purchase	Discount From List
	\$100 - 500,000	64.2%

SIN 711-1

Product: Selected Thrive Portfolio and approved Herman Miller Options Products

Standard Lead Time	Single Order Net Purchase	Discount From List
	\$100 - 250,000	62%
	\$250,001 - 500,000	66.4%

SIN 711-2

Product: Canvas Metal Desk and approved Herman Miller Options Products

Standard Lead Time	Single Order Net Purchase	Discount From List
	\$100 - 500,000	74.8%

SIN 711-3

Product: Meridian Laterals, Towers, and Storage products and approved Herman Miller Options Products

Standard Lead Time	Single Order Net Purchase	Discount From List	Towers & Storage
	\$100 - 300,000	67.3%	66.3% 62.7%

SIN 711-3

Product: Tu Lateral Files, Tu Storage, Tu Towers, Tu Wood Cases, Tu Wood Cubbies, Tu Wood Credenzas, Tu Wood Towers, and approved Herman Miller Options Products

Standard Lead Time	Single Order Net Purchase	Discount From List
	\$100 - 300,000	74.3%

SIN 711-11

Product: Selected Tables and Accessories and approved Herman Miller Options Products

Standard Lead Time	Single Order Net Purchase	Discount From List
Avive® Tables	\$100 - 250,000	72.8%
	\$250,001 - 500,000	74.8%
Herman Miller Eames® Tables	\$100 - 250,000	73.6%
	\$250,001 - 300,000	77.6%
Everywhere™ Tables	\$100 - 300,000	72.8%

SIN 711-16

Product: Swoop upholstered seating products and approved Herman Miller Options Products

Standard Lead Time	Single Order Net Purchase	Discount From List
Plex® Lounge Furniture	\$100 - 200,000	59.5%
Swoop™	\$100 - 200,000	60.7%

SIN 711-18

Product: Selected Seating and approved Herman Miller Options Products

Standard Lead Time	Single Order Net Purchase	Discount From List
Aeron®	\$100 - 200,000	64.5%
Aside®	\$100 - 200,000	64.2%
Caper®	\$100 - 200,000	61.5%
Celle®	\$100 - 200,000	59.7%
Cosm™	\$100 - 200,000	61.7%
Embody®	\$100 - 200,000	59.7%
Keyn	\$100 - 200,000	57.7%
Lino™	\$100 - 200,000	63.7%
Mirra® 2	\$100 - 200,000	61.7%
Sayl®	\$100 - 200,000	62.2%
Setu®	\$100 - 200,000	59.7%
Verus™	\$100 - 200,000	63.7%

SIN 711-99

Product: Selected Exclave®, Locale®, Public Office Landscape®, Resolve® System, and approved Herman Miller Options Products

Standard Lead Time	Single Order Net Purchase	Discount From List
Exclave	\$100 - 50,000	61.7%
Intent Solution	\$100 - 50,000	58.7%
Locale	\$100 - 50,000	63.7%
Public Office Landscape	\$100 - 50,000	61.7%
Resolve System	\$100 - 50,000	69.8%

Contract Information

continued

7. Quantity Discounts

Reference item #6.

8. Payment Term

Net 30 days

9. Government Commercial Credit Card

- Government commercial credit cards are accepted below the micropurchase threshold.
- Government commercial credit cards are accepted above the micropurchase threshold.

10. Foreign Items

None

11. Time of Delivery

- 90 day ARO
- Expedited delivery: Items listed in the 10-Day section of the catalogs are available for expedited delivery.
- Overnight/2-day delivery: Select items may be available for overnight or 2-day delivery. Contact Herman Miller or a participating dealer for availability and rates.
- Urgent requirements: Agencies may contact contractor or participating dealer to request faster delivery.

12. F.O.B.

F.O.B. destination except Alaska, Hawaii, and Puerto Rico, which will be shipped F.O.B. inland carrier point of exportation.

13. Ordering Address

- Herman Miller, Inc.,
Government Customer Care 0161
855 East Main Avenue
Zeeland MI 49464.
- For supplies and services, the ordering procedures information on Blanket Purchase Agreements (BPA's) and a sample BPA can be found at the GSA/FSS Schedule homepage (www.fss.gsa.gov/schedules).

14. Payment Address.

Herman Miller, Inc.
22764 Network Place
Chicago, IL 60673-1227

15. Warranty

Herman Miller, Inc., commercial warranty applies.

16. Export Packing Charge

Prices supplied on request.

17. Terms and Conditions of Government Purchase Card Acceptance

(any thresholds above the micropurchase level)

None.

18. Rental Maintenance and Repair Terms

Not applicable

19. Terms and Conditions of Installation

Installation Services will be provided by Herman Miller, Inc., or its participating dealer based on a fee not to exceed \$55 per hour (\$82.50 per hour for after-hours Installation), which applies to services totaling \$150,000 (per SIN) and below only. Services above \$150,000 shall be negotiated on a case-by-case basis.

Additional Notes for Installation & Reconfiguration and Relocation Services:

FOB Destination (Drop Ship): Price includes product delivery to the site, brought to the tailgate of the truck. The purchaser is responsible for unloading.

Prices effective up to the maximum order by SIN only. Above the MO, pricing shall be negotiated on a case-by-case basis between the client and local dealer.

Standard Services are Subject to the Following Conditions:

Installation will be performed during normal weekday working hours.

Adequate facilities for delivery, unloading, moving and staging/storing the product during the installation process shall be provided.

Service work will not be hindered by other trades.

Electric, heat, and adequate elevator service will be furnished without charge.

The immediate installation area shall be complete and free of debris including the carpet/flooring before installation commences.

Any work requiring a licensed electrician is the responsibility of the buyer.

Additional Charges May Apply For:

Major Metro Markets and any non-ground floor installation.

Major Metro Markets include large population centers and urban environments.

Installation in a clinical/medical environment.

Special restrictions or limits established by local laws, ordinances or the directions of the buyer, including but not limited to restrictions on transportations of materials, street access to the job site and/or dock facilities.

Installations outside of a 50 mile radius of the servicing dealer.

Local Prevailing Wage and/or Union Labor Rates.

Any additional charges shall be quoted by the dealer and approved by the buyer prior to performance of the work.

Contract Information

continued

20. Terms and Conditions of Repair Parts

Not applicable

21. Service and Distribution Points

For service and distribution points nearest you, call (800) 851 1196.

22. Participating Dealers

Access Herman Miller web site for current list of participating dealers: www.HermanMiller.com/government.

23. Preventive Maintenance

Not applicable

24a. Special Attributes.

2018

Herman Miller receives the Corporation of the Year—Consumer Products award from the Michigan Minority Supplier Development Council.

Herman Miller achieves the Advanced Excellence in Supplier Diversity Award from the Great Lakes Women's Business Council for doing business with women-owned suppliers.

As one of the top-scoring companies in the industry for the fourteenth consecutive year, Herman Miller has qualified for inclusion in RobecoSAM's 2018 Sustainability Yearbook and received the Silver Class distinction for excellent sustainability performance—economic, environmental, and social.

Aeron receives Good Design Award from The Chicago Athenaeum Museum of Architecture and Design.

The Cosm Chair won the 2018 Best of NeoCon Gold Award in the Ergonomic Seating Category, the Interior Design HiP Award in the Ergonomic Seating Category, and a #MetropolisLikes Award. Cosm also won Mix Interiors "Product of the Year—Task" award.

For the 11th consecutive year, Herman Miller received a perfect score on the Corporate Equality Index and we were designated as Best Place to Work for LGBT equality. This report evaluates U.S. companies in terms of diversity, particularly their LGBT-related policies and practices.

2017

Herman Miller was named the 2017 "Corporation of the Year" in the consumer products sector by the Michigan Minority Supplier Development Council (MMSDC).

Herman Miller has received a 2017 SEAL (Sustainability, Environmental Achievement and Leadership) Business Sustainability Award.

Herman Miller has earned the 4 Star Diversity Visionary Award. This award celebrates the diversity, equality, and inclusion work of Herman Miller. The award is presented at the annual Diversity Equity Inclusion Summit, held by the Grand Rapids Area Chamber of Commerce.

Herman Miller named one of the Best and Brightest in Wellness for the fifth year in a row.

Working Mother magazine has recognized Herman Miller as one of the 2017 Working Mother 100 Best Companies.

Herman Miller earned our tenth consecutive perfect score in Human Rights Campaign (HRC) Foundation's 2017 Corporate Equality Index.

As one of the top-scoring companies in our industry for the thirteenth consecutive year, Herman Miller has qualified for inclusion in RobecoSAM's 2017 Sustainability Yearbook and received the Bronze Class distinction for our excellent economic, environmental, and social sustainability performance.

Herman Miller has once again earned the WorldatWork Seal of Distinction, a unique standard of excellence in work-life effectiveness that shows we provide a distinct, mutually beneficial workplace experience.

2016

Herman Miller was recognized as the Business of the Year at the Annual Meeting of the West Michigan Environmental Action Council (WMEAC). This award goes to the business with the greatest depth and breadth of support, unwavering dedication to environmental action in West Michigan, and a strong corporate commitment to environmental advocacy.

The 101 Best and Brightest Sustainable Companies once again (fifth consecutive year) recognized Herman Miller as an organization in Michigan (and for the first time, in the nation) that exhibits leadership and innovation in its approach to sustainability.

Herman Miller has been recognized by the Michigan Minority Supplier Development Council (MMSDC), as a "Corporation of the Year", and we also received a "2016 Excellence in Supplier Diversity Award" from the Great Lakes Women's Business Council. Additionally, we are the only West Michigan company this year to receive an "Ambassadors Championing Excellence" Award from the MMSDC.

Plex Lounge Furniture from Herman Miller receives #MetropolisLikes award at NeoCon 2016.

Plex Lounge Furniture from Herman Miller receives Interior Design HiP Award for Workplace Seating/Lounge at NeoCon 2016.

Spot Stools from Herman Miller Collection receive Interior Design HiP Award for Hospitality Seating at NeoCon 2016.

Contract Information

continued

Herman Miller has been named a 2020 Women on Boards Winning Company. Companies selected for this recognition are considered champions of board diversity as 20 percent or more of their board seats are occupied by women.

Herman Miller selected for inclusion in the 2016 RobecoSAM Sustainability Yearbook for twelfth consecutive year.

Herman Miller again earns the WorldatWork Work-Life 2016 Seal of Distinction. This award identifies organizations that focus on programs that promote work-life balance and overall well-being.

2015

Herman Miller earns ninth consecutive perfect score in Human Rights Campaign (HRC) Foundation's 2016 Corporate Equality Index and we were designated as Best Place to Work for LGBT equality.

This is the fourth consecutive year that Herman Miller was named one of Michigan's Best and Brightest Sustainable Companies.

Herman Miller has received the Best and Brightest in Wellness Award for the third year in a row. This program is an innovative initiative that recognizes and celebrates quality and excellence in health awareness.

Herman Miller received the Forest Stewardship Council (FSC) Leadership Award for longstanding commitment to manufacturing with wood sourced from responsibly managed forests, which reduces environmental impacts by protecting against deforestation and forest degradation.

Herman Miller accepted its second Excellence in Reusable Packaging Award from the Reusable Packaging Association.

Herman Miller has once again been recognized for its commitment to best-in-class economic, environmental, and societal sustainability, earning a spot on the prestigious Dow Jones Sustainability Index (DJSI) for the twelfth consecutive year. We are the only contract furniture company recognized globally for its corporate sustainability leadership.

Herman Miller selected for inclusion in the 2015 RobecoSAM Sustainability Yearbook; awarded Bronze Class distinction for excellent sustainability performance for the second consecutive year.

Herman Miller received a Michigan Business Pollution Prevention (MBP3) Certificate – a recognition given by the Michigan Department of Environmental Quality (MDEQ) to organizations committed to environmental stewardship, conservation, and sustainable operations. This basic partnership with the MDEQ, which we've maintained since 1998, makes us eligible for our Clean Corporate Citizen (CCC) status that began in 2004 and our Environmental Leader status, which we received for the first time this past year.

MedAssets named Herman Miller Healthcare as Platinum Suppliers. MedAssets, a large group purchasing organization, helps providers enhance operational and financial performance so they can sustainably serve the needs of their community.

Herman Miller honored with five of 20 spots for the Michigan Environmental Leaders Award by the Michigan Department of Environmental Quality for our outstanding, voluntary environmental stewardship.

Renew Sit-to-Stand tables recognized on Record Products 2014 list by Architectural Record.

Herman Miller was again awarded a perfect score in the 2015 Corporate Equality Index. This is the eighth consecutive year we received a perfect score.

2014

Herman Miller has received the Best and Brightest in Wellness Award for the second year in a row. This program is an innovative initiative that recognizes and celebrates quality and excellence in health awareness.

Herman Miller's Locale wins International Design Excellence Awards (IDEA) Gold in the Office & Productivity category.

Herman Miller achieves eleventh consecutive listing on Dow Jones Sustainability World Index, an international stock portfolio that evaluates the annual performance of the world's largest 2500 companies using economic, environmental, and social criteria, known as the "triple bottom line" of sustainability.

2013

Herman Miller achieves tenth consecutive listing on Dow Jones Sustainability World Index.

Herman Miller has received the Best and Brightest in Wellness Award. This program is an innovative initiative that recognizes and celebrates quality and excellence in health awareness.

Herman Miller Earns Perfect Score on the Corporate Equality Index. We are one of only 303 major U.S. businesses to receive a perfect score in 2013, an achievement we have now obtained seven years in a row.

Herman Miller is listed in Forbes Magazine inaugural "Platinum List" of America's 400 best managed, large companies.

For the second consecutive year, Herman Miller is honored as one of West Michigan's "101 Best and Brightest Sustainable Companies".

2012

Herman Miller accepted its first Excellence in Reusable Packaging Award from the Reusable Packaging Association.

Contract Information

continued

Herman Miller is named “Corporation of the Year” in the commercial products sector by the Michigan Minority Supplier Development Council.

In July 2012 Herman Miller was inducted into the Made in the USA Hall of Fame. Herman Miller is one of only 20 companies across the nation to receive this distinction.

Herman Miller achieves ninth consecutive listing on Dow Jones Sustainability World Index.

Herman Miller is honored as one of West Michigan’s 101 Best and Brightest Sustainable Companies.

The Sustainable Asset Management (SAM) group selected Herman Miller for inclusion in “The Sustainability Yearbook 2012” and has awarded Herman Miller both the “SAM Sector Leader” and “SAM Sector Mover” distinctions.

Herman Miller was named one of 16 Section Leaders on Climate Counts 2011-2012 Scorecard Report, making us the industry leader for Home and office Furnishings.

SGS International Certification Services, Inc., recognizes Herman Miller’s manufacturing sites, Midwest Distribution Center, and Design Yard for initial certification to the OHSAS 18001 standard as well as re-certification to ISO 14001.

2011

Trust Across America, a company dedicated to unraveling the complexities of trustworthy business behavior, listed Herman Miller as one of their “Top Ten Most Trustworthy Companies in America 2011.”

The U.S. Environmental Protection Agency (EPA) selected Herman Miller, as a WasteWise Gold Achievement—Climate Change winner.

Herman Miller achieves eighth consecutive listing on Dow Jones Sustainability World Index, an international stock portfolio that evaluates the annual performance of the world’s largest 2500 companies using economic, environmental, and social criteria, known as the “triple bottom line” of sustainability.

The Michigan Minority Supplier Development Council (MMSDC) named Herman Miller as its “Corporation of the Year” in the commercial products sector. This was the fifth time Herman Miller has received this award since 2005.

Herman Miller accepted its third Neighborhood Environmental Partners (NEP) award from the Michigan Department of Natural Resources and Environment.

Herman Miller receives the Reader’s Choice award from TreeHugger’s Best of Green: Design and Architecture category for the SAYL chair.

Herman Miller earns Citibank’s Global Environmental Vendor of the Year award.

The SAYL chair from Herman Miller was dubbed the “Product Design of the Year” from the 2010 International Design Awards (IDA) jury.

Herman Miller Healthcare’s Compass system was awarded a 2011 Medical Design Excellence Award (MDEA) for its research-based design and ability to be used in a variety of healing spaces, while simultaneously improving the overall delivery of healthcare.

The Sustainable Asset Management (SAM) Group selected Herman Miller for inclusion in the “Sustainability Yearbook 2011” and awarded us both the “SAM Sector Leader” and “SAM Sector Mover” distinctions.

Herman Miller has received the top rating for a fourth consecutive year in the Human Rights Campaign (HRC) Foundation’s eighth annual Corporate Equality Index. The “Best Places to Work for LGBT Equality” distinction is awarded to businesses that scored 100% on the HRC Foundation’s 2011 Corporate Equality Index.

Herman Miller again tops contract furniture industry in FORTUNE’s ‘Most Admired’ Companies survey. For the 23rd time in 25 years.

24b. Section 508 Compliance

Not applicable

25. Data Universal Numbering System (DUNS): 00-601-2801

26. Registered in System for Award Management (www.SAM.gov) Database

27. Cancellation

Prior to production, no cancellation charge will apply. After production, only actual cost incurred that the contractor can demonstrate if items are sold after 3 months.

28. Restocking Charges

Agencies must notify the contractor for authorization prior to returning any items. The customer agency will be required to pay all packaging and return freight charges. A restocking fee of 50% for Systems Furniture and 35% for all other product lines will be charged for any returned items.

Herman Miller Miscellaneous Information:

Federal ID Number: 38-0837640

Commercial and Government Entity Code (CAGE): 40636

Data Universal Numbering System (DUNS) 00-601-2801

Commercial Entity Code (CEC): 00702290J

Introduction	page 2
Canvas Office Landscape® Metal Desk	3
Surfaces and Supports	5
Storage	34
Screens	40
Accessories	44
Indices	51
By Name	51
By Number	53
Appendices	
20-Day or Less/Assigned Lead-Time Order Information	
Proprietary Textiles Application Chart-Workspaces	
Proprietary Textile Colors-Workspaces	
Maharam® Application Chart-Workspaces	
Maharam Colors-Workspaces	
For the latest materials information, refer to the Materials pages on HermanMiller.com.	

Introduction

A Note on the Organization of This Book

There are a few signals that will help you understand the organization of this book. Once you know them, you should be able to find your way around easily.

Like a newspaper, this book is formatted with columns of text and illustrations that run vertically.

Information wraps from one column to the next and continues for as many pages as it needs to.

Black bars are clues.

A black bar at the top of a page signals the start of information about a product.

Specification Information, which always begins at the top of a column, includes a series of steps. Each step represents a decision you need to make in order to complete your product number. Steps must be followed sequentially. The number of pages needed to complete information on a product varies; some will be complete in one page; others may fill three or four pages. Just continue going through the steps until you run into the next product, signaled by the black bar at the top of the page.

Black tabs running along the outside edge of the page help you locate what section you are in or what section you want to go to. You can thumb forwards or backwards to find a section; tabs and text appear on both sides of the page.

The additional pages in the back of the book include the appendices and indices. They are signaled by a long black bar running along the outside edge of the page.

The index is presented two ways.

The first index is in alphabetical order by product name. It can be helpful if you are new to the products and numbering scheme or if you are looking for a type of product, such as work chair or round table. The second index is by product number. It lists, in alphanumeric order, the base product number, typically a five-digit number.

General Information

This book is effective October 7, 2019, subject to change without notice. Products may be purchased from authorized Herman Miller dealers who will quote prices upon request. For more information about our products and services or to see a list of dealers, visit www.HermanMiller.com.

All prices are list prices. Additional services, such as planning services, design, storage, and installation, are not included and must be added to these prices when the additional services are requested.

Illustrations, specifications, and prices are based on the latest information at the time of publication. The right is reserved to make changes at any time without notice in prices, fabrics, finishes, materials, specifications, and models, and also to discontinue models and finishes.

For additional product information such as dimensional drawings and product descriptions, refer to the standard price books.

Service problems are normally handled by a Herman Miller authorized dealer. Where this cannot be accomplished on a local level, service problems should be referred to the Customer Care Representative for your region, Herman Miller, Inc., Zeeland, Michigan 49464.

Surfaces and Supports

Storage

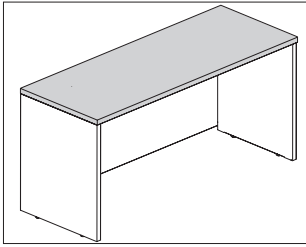
Screens

Accessories



Rectangular Surface

FKS10.



Product Information

Description

This surface attaches to various support components to create a freestanding rectangular desk. It has a laminate top and thermoplastic edge or veneer top and edge. Laminate and veneer surfaces are 1 1/4" thick.


Notes

For no brackets, for freestanding or use with low credenza (S) option, order the following support products separately:

- When creating a freestanding desk with closed metal support leg (FK2E3.), a modesty panel (FK700.) is required for stability.
- Closed support leg (FV2E2.)
- Square open support leg (FK2D2.)
- Surface ganging bracket (FK29B.)
- Open support leg, architectural foot (FV2A2.)
- Square open support leg (FV2D2.)
- Support leg, post (FV689.)
- Universal post leg (FT2B2.)
- Surface support, low credenza, adjustable height (FT299.)
- Surface support, low credenza, fixed height (FT298.)
- Surface-attached pedestal
- When creating a freestanding desk with closed support leg (FV2E2.), a modesty panel (FV697.) is required for stability.

Stiffener (FK696.) is required for any laminate or veneer surface 54" wide or wider that cannot use a center cantilever. See Canvas Office Landscape® Metal Desk Planning Guide for specific stiffener guidelines.

Dimensions



Specification Information

Step 1.

FK

Step 2. Edge

S10. squared-edge

Step 3. Depth

20	20" deep
24	24" deep
30	30" deep
36	36" deep

Step 4. Width

For 20" deep (20)

36	36" wide
42	42" wide
48	48" wide
54	54" wide
60	60" wide

For 24" deep (24) or 30" deep (30)

24	24" wide
30	30" wide
36	36" wide
42	42" wide
48	48" wide
54	54" wide
60	60" wide <input type="checkbox"/>
66	66" wide <input type="checkbox"/>
72	72" wide <input type="checkbox"/>
78	78" wide <input type="checkbox"/>
84	84" wide <input type="checkbox"/>
90	90" wide <input type="checkbox"/>
96	96" wide <input type="checkbox"/>

For 36" deep (36)

60	60" wide
66	66" wide
72	72" wide
78	78" wide
84	84" wide
90	90" wide
96	96" wide

Rectangular Surface *continued*

Step 5. Surface Material				
L	laminate top/thermoplastic edge			
W	veneer top/veneer edge A			

Step 6. Attachment Bracket				
----------------------------	--	--	--	--

For 20" deep (20)

D	surface attachment bracket			
----------	----------------------------	--	--	--

For 24" deep (24), 30" deep (30), or 36" deep (36)

S	no brackets, for freestanding or use with low credenza			
----------	--	--	--	--

Prices for Steps 1-6.

		LD	LS	WD	WS
FKS10. 20	36	\$401	—	815	—
	42	\$428	—	873	—
	48	\$457	—	936	—
	54	\$488	—	1003	—
	60	\$522	—	1076	—
24	24	—	\$312	—	670
	30	—	\$335	—	721
	36	—	\$361	—	775
	42	—	\$388	—	833
	48	—	\$417	—	896
	54	—	\$448	—	963
	60	—	\$482	—	1036
	66	—	\$516	—	1108
	72	—	\$552	—	1186
	78	—	\$590	—	1269
	84	—	\$632	—	1357
	90	—	\$676	—	1452
	96	—	\$723	—	1554
30	24	—	\$347	—	745
	30	—	\$373	—	801
	36	—	\$401	—	861
	42	—	\$431	—	926
	48	—	\$463	—	995
	54	—	\$498	—	1070
	60	—	\$535	—	1151
	66	—	\$573	—	1231
	72	—	\$613	—	1317
	78	—	\$656	—	1410
	84	—	\$702	—	1508
	90	—	\$751	—	1614
	96	—	\$803	—	1727

36	60	—	\$642	—	1381
	66	—	\$687	—	1477
	72	—	\$736	—	1581
	78	—	\$787	—	1691
	84	—	\$842	—	1810
	90	—	\$901	—	1936
	96	—	\$964	—	2072

Step 7.

Top Finish











For laminate top/thermoplastic edge (L)

76	light brown walnut A	+\$0
8Q	folkstone grey	+\$0
91	white	+\$0
98	studio white	+\$0
CL	cool grey neutral	+\$0
HF	inner tone light	+\$0
HM	natural maple	+\$0
HP	light anigre	+\$0
HT	inner tone A	+\$0
HX	aged cherry	+\$0
HY	walnut on cherry	+\$0
LA	light ash	+\$0
LBA	clear on ash	+\$0
LBB	oak on ash	+\$0
LBC	walnut on ash	+\$0
LBD	dark brown walnut	+\$0
LBE	medium red walnut	+\$0
LBF	neutral twill	+\$0
LBG	sarum twill	+\$0
LBH	earthen twill	+\$0
LBJ	graphite twill	+\$0
LBM	crisp linen	+\$0
LBN	classic linen	+\$0
LBP	casual linen	+\$0
LBQ	white twill	+\$0
LBR	phantom ecru A	+\$0
LBS	phantom cocoa A	+\$0
LBU	medium matte walnut A	+\$0
LBV	warm grey teak A	+\$0
LT	light tone	+\$0
LU	soft white	+\$0
MT	medium tone	+\$0
WL	sandstone	+\$0
WN	warm grey neutral	+\$0

Rectangular Surface *continued*

Top/Edge Finish: Wood Veneer

For veneer top/veneer edge (W)

2U	light brown walnut 	+\$95
40	dark brown walnut 	+\$95
ED	aged cherry 	+\$95
EK	medium red walnut 	+\$95
EW	medium matte walnut 	+\$95
ET	clear on ash 	+\$95
EU	oak on ash 	+\$95
EV	walnut on ash 	+\$95
UL	natural maple 	+\$95
UX	walnut on cherry 	+\$95

LU	soft white
MT	medium tone
WL	sandstone
WN	warm grey neutral

+\$0
+\$0
+\$0
+\$0

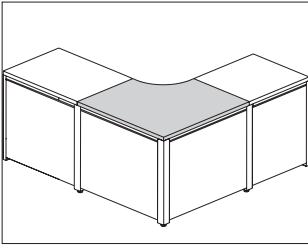
Canvas Office Landscape® Surfaces and Supports

Step 8. Edge Finish

For laminate top/thermoplastic edge (L)

76	light brown walnut	+\$0
8Q	folkstone grey	+\$0
91	white	+\$0
98	studio white	+\$0
BU	black umber	+\$0
CL	cool grey neutral	+\$0
HF	inner tone light	+\$0
HM	natural maple	+\$0
HP	light anigre	+\$0
HT	inner tone	+\$0
HX	aged cherry	+\$0
HY	walnut on cherry	+\$0
LA	light ash	+\$0
LBA	clear on ash	+\$0
LBB	oak on ash	+\$0
LBC	walnut on ash	+\$0
LBD	dark brown walnut	+\$0
LBE	medium red walnut	+\$0
LBF	neutral twill	+\$0
LBG	sarum twill	+\$0
LBH	earthen twill	+\$0
LBJ	graphite twill	+\$0
LBK	pewter mesh	+\$0
LBL	steel mesh	+\$0
LBM	crisp linen	+\$0
LBN	classic linen	+\$0
LBP	casual linen	+\$0
LBQ	white twill	+\$0
LBR	phantom ecru	+\$0
LBS	phantom cocoa	+\$0
LBU	medium matte walnut	+\$0
LBV	warm grey teak	+\$0

Concave Corner Surface, for Metal Office FKS21.



Product Information

Description

This 90° corner surface attaches to support components and adjacent surfaces to create a freestanding corner desk. It has a laminate top and thermoplastic edge or a veneer top and edge. Laminate and veneer surfaces are 1 1/4" thick.

Notes

For freestanding applications (S) option:

- Surface must be connected to adjacent surfaces on both ends and surfaces must be the same depth.
- 1 back corner support and 2 end supports are required for each surface (left and right side).

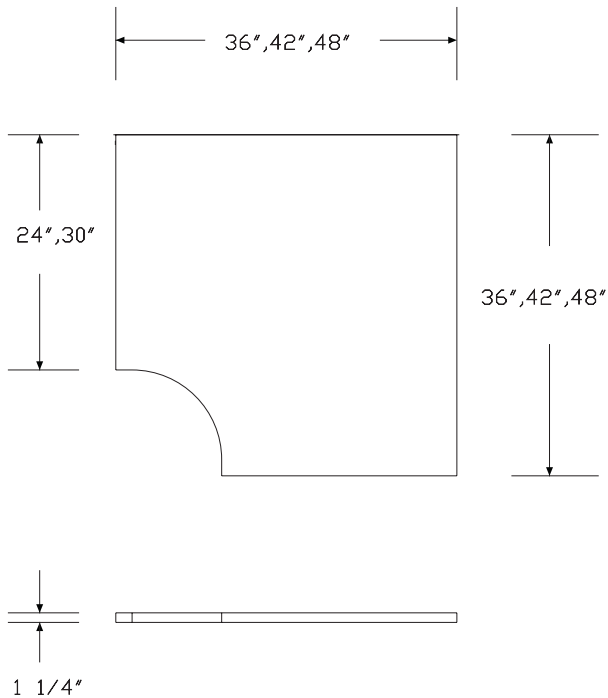
To support the back corner of the surface, order corner support leg (FK2C2.) separately; modesty panels (FK700.) on both sides are required for stability.

When using modesty panel (FK700.), corner support leg (FK2C2.) must be used. Order separately.

To support the ends of the surface, order 2 of the following separately:

- Closed metal support leg (FK2E3.), shared position; a modesty panel (FK700.) is also required for stability.
- Closed support leg (FV2E2.), shared position
- Square open support leg (FK2D2.), shared position
- Square open support leg (FV2D2.), shared position
- Open support leg, architectural foot (FV2A2.), shared position

Dimensions



Concave Corner Surface, for Metal Office *continued*

Specification Information			
Step 1.			
FK			
Step 2. Edge			
S21. squared-edge			
Step 3. Depth			
24	24" deep		
30	30" deep		
Step 4. Width			
For 24" deep (24)			
36	36" wide		
42	42" wide		
48	48" wide		
For 30" deep (30)			
42	42" wide		
48	48" wide		
Step 5. Surface Material			
L	laminate top/thermoplastic edge		
W	veneer top/veneer edge A		
Step 6. Attachment			
S	for freestanding applications		
Prices for Steps 1-6.			
		LS	WS
FKS21. 24 36		\$533	1145
	42	\$573	1232
	48	\$616	1324
	30 42	\$630	1355
	48	\$678	1457

Step 7.		
Top Finish		
<i>For laminate top/thermoplastic edge (L)</i>		
76	light brown walnut A	+\$0
8Q	folkstone grey	+\$0
91	white	+\$0
98	studio white	+\$0
CL	cool grey neutral	+\$0
HF	inner tone light	+\$0
HM	natural maple	+\$0
HP	light anigre	+\$0
HT	inner tone A	+\$0
HX	aged cherry	+\$0
HY	walnut on cherry	+\$0
LA	light ash	+\$0
LBA	clear on ash	+\$0
LBB	oak on ash	+\$0
LBC	walnut on ash	+\$0
LBD	dark brown walnut	+\$0
LBE	medium red walnut	+\$0
LBF	neutral twill	+\$0
LBG	sarum twill	+\$0
LBH	earthen twill	+\$0
LBJ	graphite twill	+\$0
LBM	crisp linen	+\$0
LBN	classic linen	+\$0
LBP	casual linen	+\$0
LBQ	white twill	+\$0
LBR	phantom ecru A	+\$0
LBS	phantom cocoa A	+\$0
LBU	medium matte walnut A	+\$0
LBV	warm grey teak A	+\$0
LT	light tone	+\$0
LU	soft white	+\$0
MT	medium tone	+\$0
WL	sandstone	+\$0
WN	warm grey neutral	+\$0

Concave Corner Surface, for Metal Office *continued*

Top/Edge Finish: Wood Veneer

For veneer top/veneer edge (W)

2U	light brown walnut <input type="checkbox"/> A	+\$123
40	dark brown walnut <input type="checkbox"/> A	+\$123
ED	aged cherry <input type="checkbox"/> A	+\$123
EK	medium red walnut <input type="checkbox"/> A	+\$123
ET	clear on ash <input type="checkbox"/> A	+\$123
EU	oak on ash <input type="checkbox"/> A	+\$123
EV	walnut on ash <input type="checkbox"/> A	+\$123
EW	medium matte walnut <input type="checkbox"/> A	+\$123
EY	light anigre <input type="checkbox"/> A	+\$123
UL	natural maple <input type="checkbox"/> A	+\$123
UX	walnut on cherry <input type="checkbox"/> A	+\$123

LBV	warm grey teal	+\$0
LU	soft white	+\$0
MT	medium tone	+\$0
WL	sandstone	+\$0
WN	warm grey neutral	+\$0

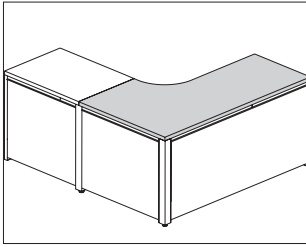
Step 8. Edge Finish

For laminate top/thermoplastic edge (L)

76	light brown walnut	+\$0
8Q	folkstone grey	+\$0
91	white	+\$0
98	studio white	+\$0
BU	black umber	+\$0
CL	cool grey neutral	+\$0
HF	inner tone light	+\$0
HM	natural maple	+\$0
HP	light anigre	+\$0
HT	inner tone	+\$0
HX	aged cherry	+\$0
HY	walnut on cherry	+\$0
LA	light ash	+\$0
LBA	clear on ash	+\$0
LBB	oak on ash	+\$0
LBC	walnut on ash	+\$0
LBD	dark brown walnut	+\$0
LBE	medium red walnut	+\$0
LBF	neutral twill	+\$0
LBG	sarum twill	+\$0
LBH	earthen twill	+\$0
LBJ	graphite twill	+\$0
LBK	pewter mesh	+\$0
LBL	steel mesh	+\$0
LBM	crisp linen	+\$0
LBN	classic linen	+\$0
LBP	casual linen	+\$0
LBQ	white twill	+\$0
LBR	phantom ecru	+\$0
LBS	phantom cocoa	+\$0
LBU	medium matte walnut	+\$0

Extended Corner Surface, Rectangular End, for Metal Office

FKS22.
FKS23.



Product Information

Description

This 90° extended corner surface attaches to support components and adjacent surfaces to create a freestanding extended corner desk. It has a laminate top and thermoplastic edge or a veneer top and edge. Laminate and veneer surfaces are 1 1/4" thick.

Notes

For freestanding applications (S) option:

- Surface must be connected to adjacent surface on the short end and adjacent surface must be the same depth.
- 1 back corner support and 2 end supports are required for each surface (left and right side).

To support the back corner of the surface, order corner support leg (FK2C2.) separately; modesty panels (FK700.) on both sides are required for stability.

When using modesty panel (FK700.), corner support leg (FK2C2.) must be used. Order separately.

To support the extended end of the surface, order 1 of the following separately:

- Metal closed support leg (FK2E3.); a modesty panel (FK700.) is also required for stability.
- Square open support leg (FK2D2.)
- Support leg, peninsula attached (FK2A3.)
- Closed support leg (FV2E2.)
- Open support leg, architectural foot (FV2A2.)
- Square open support leg (FV2D2.)
- Support leg, post (FV689.)
- Universal support leg, post (FT2B2.)
- Surface support, low credenza, adjustable height (FT299.)
- Surface support, low credenza, fixed height (FT298.)

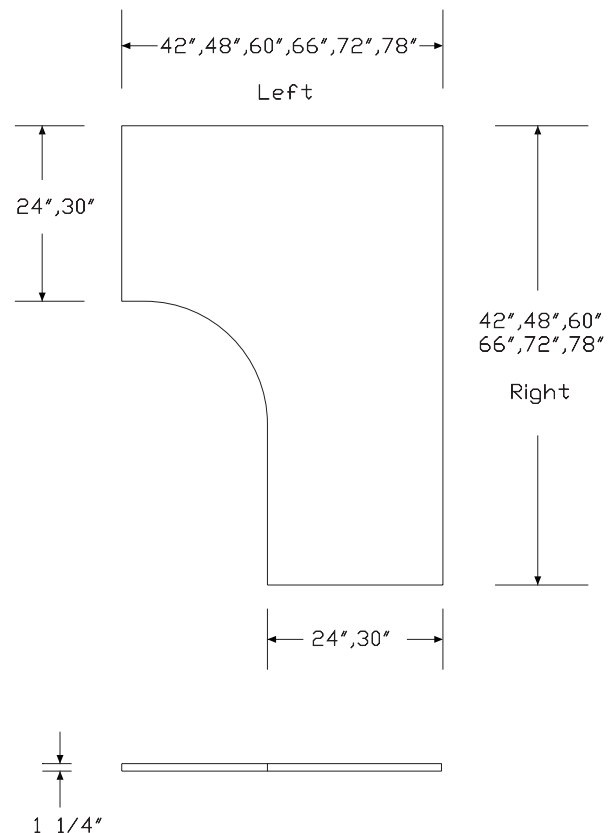
Surface-attached pedestal

To support the short end of the surface, order 1 of the following separately:

- Closed metal support leg (FK2E3.); a modesty panel (FK700.) is also required for stability.
- Square open support leg (FK2D2.), shared position
- Closed support leg (FV2E2.), shared position
- Open support leg, architectural foot (FV2A2.), shared position
- Square open support leg (FV2D2.), shared position

Stiffener (FK696.) is required for any laminate or veneer surface 54" wide or wider that cannot use a center cantilever. See Canvas Office Landscape® Metal Desk Planning Guide for specific stiffener guidelines.

Dimensions



Extended Corner Surface, Rectangular End, for Metal Office

continued

Specification Information	
Step 1.	
FK	
Step 2. Edge	
S22.	squared-edge, 24" deep
S23.	squared-edge, 30" deep
Step 3. Width	
<i>For squared-edge, 24" deep (S22.)</i>	
4260	42" wide left x 60" wide right
4266	42" wide left x 66" wide right
4272	42" wide left x 72" wide right
4278	42" wide left x 78" wide right
4860	48" wide left x 60" wide right
4866	48" wide left x 66" wide right
4872	48" wide left x 72" wide right
4878	48" wide left x 78" wide right
6042	60" wide left x 42" wide right
6048	60" wide left x 48" wide right
6642	66" wide left x 42" wide right
6648	66" wide left x 48" wide right
7242	72" wide left x 42" wide right
7248	72" wide left x 48" wide right
7842	78" wide left x 42" wide right
7848	78" wide left x 48" wide right
<i>For squared-edge, 30" deep (S23.)</i>	
4860	48" wide left x 60" wide right
4866	48" wide left x 66" wide right
4872	48" wide left x 72" wide right
4878	48" wide left x 78" wide right
6048	60" wide left x 48" wide right
6648	66" wide left x 48" wide right
7248	72" wide left x 48" wide right
7848	78" wide left x 48" wide right
Step 4. Surface Material	
L	laminate top/thermoplastic edge
W	veneer top/veneer edge
Step 5. Attachment	
S	for freestanding applications

Prices for Steps 1-5.	
	S
FKS22. 4260 L	\$739
W	\$1605
4266 L	\$786
W	\$1697
4272 L	\$811
W	\$1739
4278 L	\$857
W	\$1828
4860 L	\$786
W	\$1697
4866 L	\$835
W	\$1790
4872 L	\$857
W	\$1828
4878 L	\$903
W	\$1915
6042 L	\$739
W	\$1605
6048 L	\$786
W	\$1697
6642 L	\$786
W	\$1697
6648 L	\$835
W	\$1790
7242 L	\$835
W	\$1790
7248 L	\$882
W	\$1882
7842 L	\$882
W	\$1882
7848 L	\$929
W	\$1971
	S
FKS23. 4860 L	\$885
W	\$1892
4866 L	\$933
W	\$1987
4872 L	\$953
W	\$2019
4878 L	\$999
W	\$2108
6048 L	\$885
W	\$1892

Extended Corner Surface, Rectangular End, for Metal Office

continued

6648 L	\$933
W	\$1987
7248 L	\$981
W	\$2078
7848 L	\$1028
W	\$2170

Step 6.

Top Finish

For laminate top/thermoplastic edge (L)

76	light brown walnut A	+\$0
8Q	folkstone grey	+\$0
91	white	+\$0
98	studio white	+\$0
CL	cool grey neutral	+\$0
HF	inner tone light	+\$0
HM	natural maple	+\$0
HP	light anigre	+\$0
HT	inner tone A	+\$0
HX	aged cherry	+\$0
HY	walnut on cherry	+\$0
LA	light ash	+\$0
LBA	clear on ash	+\$0
LBB	oak on ash	+\$0
LBC	walnut on ash	+\$0
LBD	dark brown walnut	+\$0
LBE	medium red walnut	+\$0
LBF	neutral twill	+\$0
LBG	sarum twill	+\$0
LBH	earthen twill	+\$0
LBJ	graphite twill	+\$0
LBM	crisp linen	+\$0
LBN	classic linen	+\$0
LBP	casual linen	+\$0
LBQ	white twill	+\$0
LBR	phantom ecru A	+\$0
LBS	phantom cocoa A	+\$0
LBU	medium matte walnut A	+\$0
LBV	warm grey teak A	+\$0
LT	light tone	+\$0
LU	soft white	+\$0
MT	medium tone	+\$0
WL	sandstone	+\$0
WN	warm grey neutral	+\$0
ZZ	open line laminate (nonstandard) A	+\$0

Top/Edge Finish: RecoGrain Veneer

For veneer top/veneer edge (W)

DU	cathedral recut natural maple A	+\$139
HU	cathedral recut light anigre A	+\$139
JU	cathedral recut aged cherry A	+\$139
VU	cathedral recut light brown walnut A	+\$139
WU	cathedral recut walnut on cherry A	+\$139
XU	cathedral recut medium red cherry A	+\$139
ZU	cathedral recut chocolate brown sapele A	+\$139

Top/Edge Finish: Wood Veneer

For veneer top/veneer edge (W)

2U	light brown walnut A	+\$139
3U	medium red cherry A	+\$139
40	dark brown walnut A	+\$139
6U	chocolate brown sapele A	+\$139
ED	aged cherry A	+\$139
EK	medium red walnut A	+\$139
ET	clear on ash A	+\$139
EU	oak on ash A	+\$139
EV	walnut on ash A	+\$139
EW	medium matte walnut A	+\$139
EY	light anigre A	+\$139
UL	natural maple A	+\$139
UX	walnut on cherry A	+\$139

Step 7. Edge Finish

For laminate top/thermoplastic edge (L)

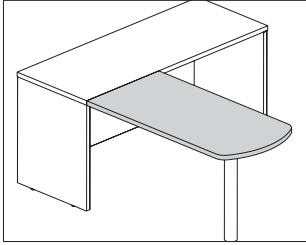
76	light brown walnut	+\$0
8Q	folkstone grey	+\$0
91	white	+\$0
98	studio white	+\$0
BU	black umber	+\$0
CL	cool grey neutral	+\$0
HF	inner tone light	+\$0
HM	natural maple	+\$0
HP	light anigre	+\$0
HT	inner tone	+\$0
HX	aged cherry	+\$0
HY	walnut on cherry	+\$0
LA	light ash	+\$0
LBA	clear on ash	+\$0
LBB	oak on ash	+\$0
LBC	walnut on ash	+\$0
LBD	dark brown walnut	+\$0
LBE	medium red walnut	+\$0
LBF	neutral twill	+\$0

Extended Corner Surface,
Rectangular End, for Metal Office

continued

Canvas Office Landscape® Surfaces and Supports

LBG	sarum twill	+\$0
LBH	earthen twill	+\$0
LBJ	graphite twill	+\$0
LBK	pewter mesh	+\$0
LBL	steel mesh	+\$0
LBM	crisp linen	+\$0
LBN	classic linen	+\$0
LBP	casual linen	+\$0
LBQ	white twill	+\$0
LBR	phantom ecru	+\$0
LBS	phantom cocoa	+\$0
LBU	medium matte walnut	+\$0
LBV	warm grey teak	+\$0
LU	soft white	+\$0
MT	medium tone	+\$0
WL	sandstone	+\$0
WN	warm grey neutral	+\$0
X1	chalk white	+\$0



Product Information

Description

This squared-edge peninsula surface is supported by various support components to create a freestanding desk. It has a laminate top and thermoplastic edge or a veneer top and edge. Laminate and veneer surfaces are 1¹/₄" thick.

Notes

Peninsula surface requires support at both ends of the surface.

To support the peninsula end of the surface, order 1 of the following supports separately:

- Square open support leg, peninsula attached (FK2D1.)
- Support leg, peninsula attached (FK2A3.)
- Open support leg, tapered foot, peninsula/D-shaped surface attached (FT2F2.)
- Open support leg, architectural foot, peninsula/D-shaped surface attached, inset (FT2A2.A)
- Square open support leg, peninsula attached (FV2D1.)
- Support leg, post (FV689.)
- Universal support leg, post (FT2B2.)

For surface attachment bracket (D) option:

- 2 ganging brackets are included for attaching peninsula surface to another surface at 90 degrees.

• Surface will only attach to front edge of squared-edge surfaces.

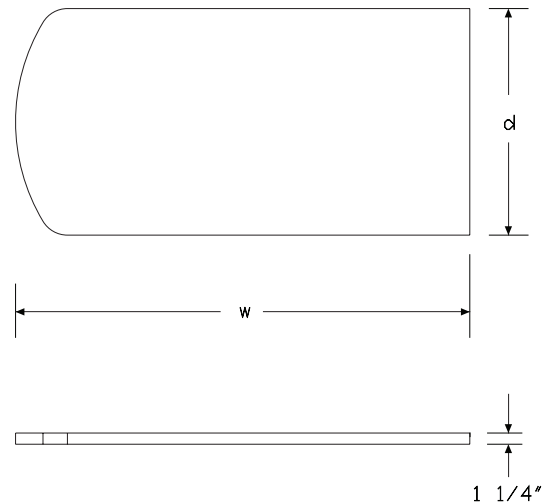
For no brackets, for freestanding or use with low credenza (S) option, order the following support products separately:

- Square open support leg (FK2D2.)
- Closed support leg (FV2E2.)
- Open support leg, architectural foot, peninsula/d-shaped surface attached, outbound (FT2A2.B)
- Square open support leg (FV2D2.)
- Support leg, post (FV689.); metal modesty panel will not attach to this leg.

- Universal support leg, post (FT2B2.)

Stiffener (FK696.) is required for any laminate or veneer surface 54" wide or wider that cannot use a center cantilever. See Canvas Office Landscape® Metal Desk Planning Guide for specific stiffener guidelines.

Dimensions



Peninsula Surface, Soft Round

continued

Specification Information					
Step 1.					
FK					
Step 2. Edge					
S31. squared-edge					
Step 3. Depth					
24	24" deep				
30	30" deep				
36	36" deep				
Step 4. Width					
48	48" wide				
54	54" wide				
60	60" wide				
66	66" wide				
72	72" wide				
Step 5. Surface Material					
L	laminate top/thermoplastic edge				
W	veneer top/veneer edge A				
Step 6. Attachment Bracket					
D	surface attachment bracket				
S	no brackets, for free standing or use with low credenza				
Prices for Steps 1-6.					
		LD	LS	WD	WS
FKS31. 24 48		\$451	411	970	884
	54	\$505	465	1086	1000
	60	\$558	518	1200	1114
	66	\$610	570	1312	1226
	72	\$658	618	1415	1329
	30 48	\$547	507	1176	1090
	54	\$617	577	1327	1241
	60	\$688	648	1479	1393
	66	\$759	719	1632	1546
	72	\$826	786	1776	1690
	36 48	\$704	664	1514	1428
	54	\$754	714	1621	1535
	60	\$806	766	1733	1647
	66	\$866	826	1862	1776
	72	\$915	875	1967	1881

Step 7.		
Top Finish		
<i>For laminate top/thermoplastic edge (L)</i>		
76	light brown walnut A	+\$0
8Q	folkstone grey	+\$0
91	white	+\$0
98	studio white	+\$0
CL	cool grey neutral	+\$0
HF	inner tone light	+\$0
HM	natural maple	+\$0
HP	light anigre	+\$0
HT	inner tone A	+\$0
HX	aged cherry	+\$0
HY	walnut on cherry	+\$0
LA	light ash	+\$0
LBA	clear on ash	+\$0
LBB	oak on ash	+\$0
LBC	walnut on ash	+\$0
LBD	dark brown walnut	+\$0
LBE	medium red walnut	+\$0
LBF	neutral twill	+\$0
LBG	sarum twill	+\$0
LBH	earthen twill	+\$0
LBJ	graphite twill	+\$0
LBK	pewter mesh	+\$0
LBM	crisp linen	+\$0
LBN	classic linen	+\$0
LBP	casual linen	+\$0
LBQ	white twill	+\$0
LBR	phantom ecru A	+\$0
LBS	phantom cocoa A	+\$0
LBU	medium matte walnut A	+\$0
LBV	warm grey teak A	+\$0
LT	light tone	+\$0
LU	soft white	+\$0
MT	medium tone	+\$0
WL	sandstone	+\$0
WN	warm grey neutral	+\$0

Peninsula Surface, Soft Round

continued

Top/Edge Finish: Wood Veneer

For veneer top/veneer edge (W)

2U	light brown walnut A	+\$95
40	dark brown walnut A	+\$95
ED	aged cherry A	+\$95
EK	medium red walnut A	+\$95
ET	clear on ash A	+\$95
EU	oak on ash A	+\$95
EV	walnut on ash A	+\$95
EW	medium matte walnut A	+\$95
UL	natural maple A	+\$95
UX	walnut on cherry A	+\$95

LU	soft white
MT	medium tone
WL	sandstone
WN	warm grey neutral

+\$0
+\$0
+\$0
+\$0

Canvas Office Landscape® Surfaces and Supports

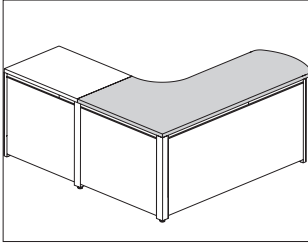
Step 8. Edge Finish

For laminate top/thermoplastic edge (L)

76	light brown walnut	+\$0
8Q	folkstone grey	+\$0
91	white	+\$0
98	studio white	+\$0
BU	black umber	+\$0
CL	cool grey neutral	+\$0
HF	inner tone light	+\$0
HM	natural maple	+\$0
HP	light anigre	+\$0
HT	inner tone	+\$0
HX	aged cherry	+\$0
HY	walnut on cherry	+\$0
LA	light ash	+\$0
LBA	clear on ash	+\$0
LBB	oak on ash	+\$0
LBC	walnut on ash	+\$0
LBD	dark brown walnut	+\$0
LBE	medium red walnut	+\$0
LBF	neutral twill	+\$0
LBG	sarum twill	+\$0
LBH	earthen twill	+\$0
LBJ	graphite twill	+\$0
LBK	pewter mesh	+\$0
LBL	steel mesh	+\$0
LBM	crisp linen	+\$0
LBN	classic linen	+\$0
LBP	casual linen	+\$0
LBQ	white twill	+\$0
LBR	phantom ecru	+\$0
LBS	phantom cocoa	+\$0
LBU	medium matte walnut	+\$0
LBV	warm grey teak	+\$0

Extended Corner Surface, Soft Round

FKS32.



Product Information

Description

This 90° extended corner surface attaches to support components and adjacent surfaces to create a freestanding extended corner desk. It has a left- or right-hand extension with a soft round end and a laminate top with thermoplastic edge or a veneer top and edge. Laminate and veneer surfaces are 1 1/4" thick.

Notes

Attachment hardware not included.

Surface requires support at both ends of the surface.

For freestanding applications (S) option:

- Surface must be connected to adjacent surface on the short end and adjacent surface must be the same depth.
- 1 back corner support and 2 end supports are required for each surface (left and right side).

To support the back corner of the surface, order 1 of the following separately:

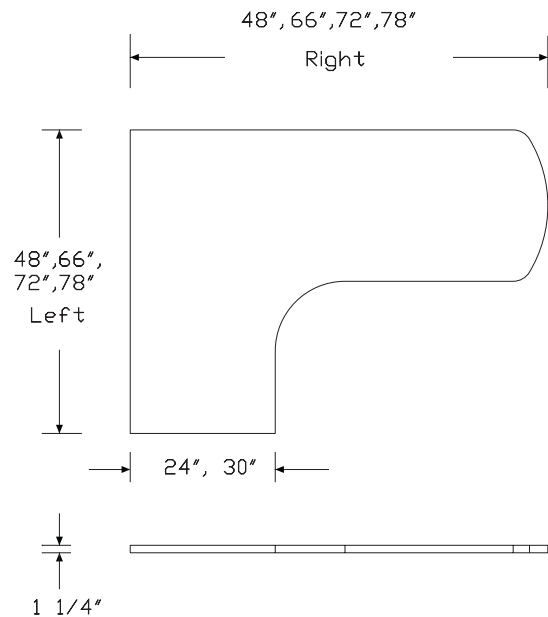
- Corner support leg (FK2C2.)
 - Support leg, post (FV689.)
 - Universal support leg, post (FT2B2.)
- To support the extended end of the surface, order 1 of the following separately:
- Square open support leg (FK2D2.)
 - Support leg, peninsula attached (FK2A3.)
 - Square open support leg, peninsula attached (FK2D1.)
 - Open support leg, tapered foot, peninsula/D-shaped surface attached (FT2F2.), square edge only
 - Open support leg, architectural foot, peninsula/D-shaped surface attached (FT2A2.)
 - Square open support leg, peninsula attached (FV2D1.)
 - Support leg, post (FV689.)
 - Universal support leg, post (FT2B2.)

To support the short end of the surface, order 1 of the following separately:

- Metal closed support leg (FK2E3.), shared position; a modesty panel (FK700.) is also required for stability.
- Square open support leg (FK2D2.), shared position
- Closed support leg (FV2E2.), shared position
- Open support leg, architectural foot (FV2A2.), shared position
- Square open support leg (FV2D2.), shared position

Stiffener (FK696.) is required for any laminate or veneer surface 54" wide or wider that cannot use a center cantilever. See Canvas Office Landscape® Metal Desk Planning Guide for specific stiffener guidelines.

Dimensions



Extended Corner Surface, Soft Round *continued*

Specification Information		
Step 1.		
FK		
Step 2. Edge		
S32.	squared-edge	
Step 3. Depth		
24	24" deep	
30	30" deep	
Step 4. Width		
4866	48" wide left x 66" wide right	
4872	48" wide left x 72" wide right	
4878	48" wide left x 78" wide right	
6648	66" wide left x 48" wide right	
7248	72" wide left x 48" wide right	
7848	78" wide left x 48" wide right	
Step 5. Surface Material		
L	laminate top/thermoplastic edge	
W	veneer top/veneer edge A	
Step 6. Attachment Bracket		
S	for freestanding applications	
Prices for Steps 1-6.		
	LS	WS
FKS32. 24 4866	\$833	1791
4872	\$877	1886
4878	\$951	2045
6648	\$833	1791
7248	\$877	1886
7848	\$951	2045
30 4866	\$876	1883
4872	\$920	1978
4878	\$994	2137
6648	\$876	1883
7248	\$920	1978
7848	\$994	2137

Step 7.		
Top Finish		
<i>For laminate top/thermoplastic edge (L)</i>		
76	light brown walnut A	+\$0
8Q	folkstone grey	+\$0
91	white	+\$0
98	studio white	+\$0
CL	cool grey neutral	+\$0
HF	inner tone light	+\$0
HM	natural maple	+\$0
HP	light anigre	+\$0
HT	inner tone A	+\$0
HX	aged cherry	+\$0
HY	walnut on cherry	+\$0
LA	light ash	+\$0
LBA	clear on ash	+\$0
LBB	oak on ash	+\$0
LBC	walnut on ash	+\$0
LBD	dark brown walnut	+\$0
LBE	medium red walnut	+\$0
LBF	neutral twill	+\$0
LBG	sarum twill	+\$0
LBH	earthen twill	+\$0
LBJ	graphite twill	+\$0
LBM	crisp linen	+\$0
LBN	classic linen	+\$0
LBP	casual linen	+\$0
LBQ	white twill	+\$0
LBR	phantom ecru A	+\$0
LBS	phantom cocoa A	+\$0
LBU	medium matte walnut A	+\$0
LBV	warm grey teak A	+\$0
LT	light tone	+\$0
LU	soft white	+\$0
MT	medium tone	+\$0
WL	sandstone	+\$0
WN	warm grey neutral	+\$0

Extended Corner Surface, Soft Round *continued*

Top/Edge Finish: Wood Veneer

For veneer top/veneer edge (W)

2U	light brown walnut <input type="checkbox"/> A	+\$139
40	dark brown walnut <input type="checkbox"/> A	+\$139
ED	aged cherry <input type="checkbox"/> A	+\$139
EK	medium red walnut <input type="checkbox"/> A	+\$139
ET	clear on ash <input type="checkbox"/> A	+\$139
EU	oak on ash <input type="checkbox"/> A	+\$139
EV	walnut on ash <input type="checkbox"/> A	+\$139
EW	medium matte walnut <input type="checkbox"/> A	+\$139
UL	natural maple <input type="checkbox"/> A	+\$139
UX	walnut on cherry <input type="checkbox"/> A	+\$139

LU	soft white	+\$0
MT	medium tone	+\$0
WL	sandstone	+\$0
WN	warm grey neutral	+\$0

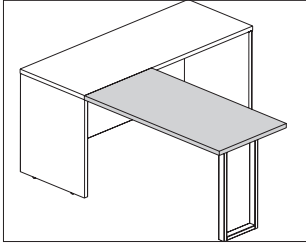
Step 8. Edge Finish

For laminate top/thermoplastic edge (L)

76	light brown walnut	+\$0
8Q	folkstone grey	+\$0
91	white	+\$0
98	studio white	+\$0
BU	black umber	+\$0
CL	cool grey neutral	+\$0
HF	inner tone light	+\$0
HM	natural maple	+\$0
HP	light anigre	+\$0
HT	inner tone	+\$0
HX	aged cherry	+\$0
HY	walnut on cherry	+\$0
LA	light ash	+\$0
LBA	clear on ash	+\$0
LBB	oak on ash	+\$0
LBC	walnut on ash	+\$0
LBD	dark brown walnut	+\$0
LBE	medium red walnut	+\$0
LBF	neutral twill	+\$0
LBG	sarum twill	+\$0
LBH	earthen twill	+\$0
LBJ	graphite twill	+\$0
LBK	pewter mesh	+\$0
LBL	steel mesh	+\$0
LBM	crisp linen	+\$0
LBN	classic linen	+\$0
LBP	casual linen	+\$0
LBQ	white twill	+\$0
LBR	phantom ecru	+\$0
LBS	phantom cocoa	+\$0
LBU	medium matte walnut	+\$0
LBV	warm grey teak	+\$0

Peninsula Surface, Rectangular End

FKS34.



Product Information

Description

This squared-edge peninsula surface is supported by various support components to create a freestanding desk. It has a laminate top and thermoplastic edge or veneer top and edge. Laminate and veneer surfaces are 1 1/4" thick.

Notes

Peninsula surface requires support at both ends of the surface.

To support the peninsula end of the surface, order 1 of the following supports separately:

- Square open support leg, peninsula attached (FK2D1.)
- Support leg, peninsula attached (FK2A3.)
- Open support leg, tapered foot, peninsula/d-shaped surface attached (FT2F2.)
- Open support leg, architectural foot, peninsula/d-shaped surface attached (FT2A2.)
- Square open support leg, peninsula attached (FV2D1.)
- Support leg, post (FV689.)
- Universal support leg, post (FT2B2.)

For surface attachment bracket (D) option:

- 2 ganging brackets are included for attaching peninsula surface to another surface at 90 degrees.

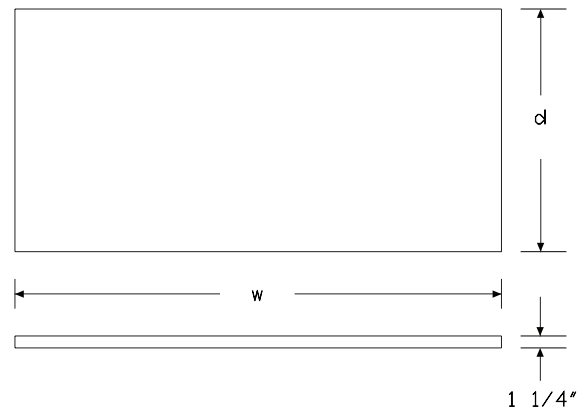
Surface will only attach to front edge of squared-edge surfaces.

For no brackets, for freestanding or use with low credenza (S) option, order the following support products separately:

- Closed metal support leg (FK2E3.); a modesty panel (FK700.) is also required for stability.
- Square open support leg (FK2D2.)
- Closed support leg (FV2E2.)
- Open support leg, architectural foot, peninsula/d-shaped surface attached (FT2A2.B)
- Square open support leg (FV2D2.)
- Support leg, post (FV689.)
- Universal post leg (FT2B2.)
- Surface support, low credenza, adjustable height (FT299.)
- Surface support, low credenza, fixed height (FT298.)

Stiffener (FK696.) is required for any laminate or veneer surface 54" wide or wider that cannot use a center cantilever. See Canvas Office Landscape® Metal Desk Planning Guide for specific stiffener guidelines.

Dimensions



Peninsula Surface, Rectangular

End *continued*

Specification Information					
Step 1.					
FK					
Step 2. Edge					
S34. squared-edge					
Step 3. Depth					
24	24" deep				
30	30" deep				
36	36" deep				
Step 4. Width					
48	48" wide				
54	54" wide				
60	60" wide				
66	66" wide				
72	72" wide				
Step 5. Surface Material					
L	laminate top/thermoplastic edge				
W	veneer top/veneer edge A				
Step 6. Attachment					
D	surface attachment bracket				
S	no brackets, for free standing or use with low credenza				
Prices for Steps 1-6.					
		LD	LS	WD	WS
FKS34. 24	48	\$457	417	982	896
	54	\$488	448	1049	963
	60	\$522	482	1122	1036
	66	\$558	518	1200	1114
	72	\$597	557	1284	1198
30	48	\$503	463	1082	996
	54	\$538	498	1156	1070
	60	\$575	535	1237	1151
	66	\$616	576	1324	1238
	72	\$659	619	1417	1331
36	48	\$549	509	1181	1095
	54	\$588	548	1264	1178
	60	\$629	589	1352	1266
	66	\$673	633	1447	1361
	72	\$721	681	1550	1464

Step 7.		
Top Finish		
<i>For laminate top/thermoplastic edge (L)</i>		
76	light brown walnut A	+\$0
8Q	folkstone grey	+\$0
91	white	+\$0
98	studio white	+\$0
CL	cool grey neutral	+\$0
HF	inner tone light	+\$0
HM	natural maple	+\$0
HP	light anigre	+\$0
HT	inner tone A	+\$0
HX	aged cherry	+\$0
HY	walnut on cherry	+\$0
LA	light ash	+\$0
LBA	clear on ash	+\$0
LBB	oak on ash	+\$0
LBC	walnut on ash	+\$0
LBD	dark brown walnut	+\$0
LBE	medium red walnut	+\$0
LBF	neutral twill	+\$0
LBG	sarum twill	+\$0
LBH	earthen twill	+\$0
LBJ	graphite twill	+\$0
LBM	crisp linen	+\$0
LBN	classic linen	+\$0
LBP	casual linen	+\$0
LBQ	white twill	+\$0
LBR	phantom ecru A	+\$0
LBS	phantom cocoa A	+\$0
LBU	medium matte walnut A	+\$0
LBV	warm grey teak A	+\$0
LT	light tone	+\$0
LU	soft white	+\$0
MT	medium tone	+\$0
WL	sandstone	+\$0
WN	warm grey neutral	+\$0

Peninsula Surface, Rectangular

End *continued*

Top/Edge Finish: Wood Veneer

For veneer top/veneer edge (W)

40	dark brown walnut A	+\$95
ED	aged cherry A	+\$95
EK	medium red walnut A	+\$95
EU	oak on ash A	+\$95
EV	walnut on ash A	+\$95
EW	medium matte walnut A	+\$95
EY	light anigre A	+\$95
UL	natural maple A	+\$95
UX	walnut on cherry A	+\$95

MT	medium tone
WL	sandstone
WN	warm grey neutral

+\$0
+\$0
+\$0

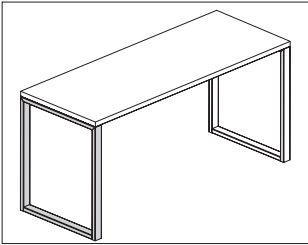
Canvas Office Landscape® Surfaces and Supports

Step 8. Edge Finish

For laminate top/thermoplastic edge (L)

76	light brown walnut	+\$0
8Q	folkstone grey	+\$0
91	white	+\$0
98	studio white	+\$0
BU	black umber	+\$0
CL	cool grey neutral	+\$0
HF	inner tone light	+\$0
HM	natural maple	+\$0
HP	light anigre	+\$0
HT	inner tone	+\$0
HX	aged cherry	+\$0
HY	walnut on cherry	+\$0
LA	light ash	+\$0
LBA	clear on ash	+\$0
LBB	oak on ash	+\$0
LBC	walnut on ash	+\$0
LBD	dark brown walnut	+\$0
LBE	medium red walnut	+\$0
LBF	neutral twill	+\$0
LBG	sarum twill	+\$0
LBH	earthen twill	+\$0
LBJ	graphite twill	+\$0
LBK	pewter mesh	+\$0
LBL	steel mesh	+\$0
LBM	crisp linen	+\$0
LBN	classic linen	+\$0
LBP	casual linen	+\$0
LBQ	white twill	+\$0
LBR	phantom ecru	+\$0
LBS	phantom cocoa	+\$0
LBU	medium matte walnut	+\$0
LBV	warm grey teak	+\$0
LU	soft white	+\$0

Square Open Support Leg FK2D2.



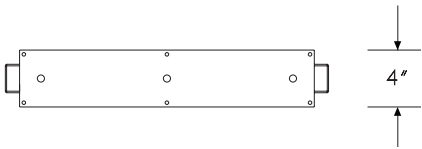
Product Information

Description
This individual leg supports 1 end of a surface or joins 2 surfaces end-to-end, providing shared support at the surface joint. It has leveling glides with 1½" of adjustment. Attachment hardware included.

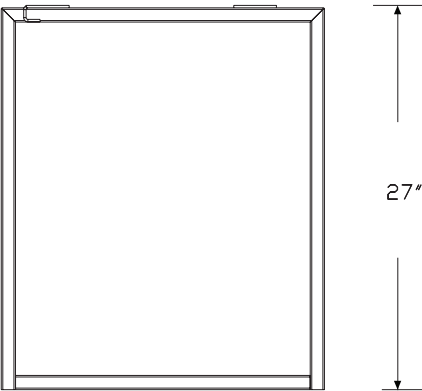
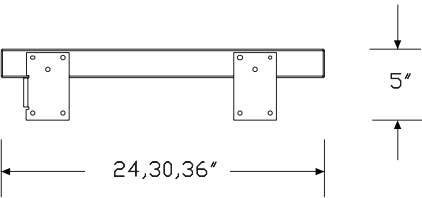
Notes

When leg is supporting the end of a squared-edge surface, depth of support leg must match depth of surface.
When leg is supporting the joint between 2 surfaces, specify leg as follows:
Surface Depth—Leg Depth
24" deep surface—12" deep leg (2A)
30" deep surface—24" deep leg (2B)
36" deep surface—24" deep leg (2B)

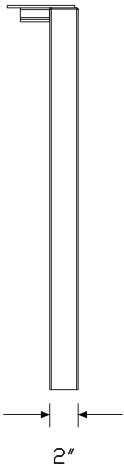
Dimensions



Shared support bracket



Left/Right end support bracket



Square Open Support Leg *continued*

Specification Information

Step 1.

FK2D2.

Step 2. Surface Edge Type

S for squared edge surface

Step 3. Depth

2A 12" deep, shared

2B 24" deep, shared

24 24" deep

30 30" deep

36 36" deep

Step 4. Leg Type

F fixed height

Step 5. Position

For 12" deep, shared (2A) or 24" deep, shared (2B)

S shared

For 24" deep (24), 30" deep (30), or 36" deep (36)

L left

R right

Prices for Steps 1-5.

	FL	FS	FR
FK2D2. S 2A	—	\$221	—
2B	—	\$341	—
24	\$341	—	341
30	\$350	—	350
36	\$360	—	360

Step 6. Paint Type

SS	smooth paint on smooth steel	+\$0
XS	textured paint on smooth steel	+\$0

Step 7. Surface Finish

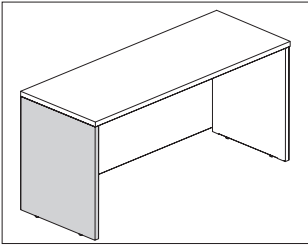
For textured paint on smooth steel (XS)

8Q	folkstone grey	+\$0
91	white	+\$0
98	studio white	+\$0
BK	black	+\$0
CL	cool grey neutral	+\$0
G1	graphite	+\$0
WL	sandstone	+\$0
WN	warm grey neutral	+\$0

For smooth paint on smooth steel (SS)

CN	metallic champagne	+\$0
EH	metallic bronze	+\$0
MS	metallic silver	+\$0

Metal Closed Support Leg FK2E3.



Product Information

Description

This handed support panel supports 1 end of a surface or joins 2 surfaces end-to-end providing shared support at the surface joint. It has adjustable glides with a 2" range. Attachment hardware included.

Notes

When leg is supporting the end of a squared-edge surface, depth of support leg must match depth of surface.

When leg is supporting the joint between 2 surfaces, specify leg as follows:

Surface Depth—Leg Depth

24" deep surface—12" deep leg (2A)

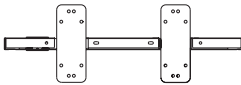
30" deep surface—24" deep leg (2B)

36" deep surface—24" deep leg (2B)

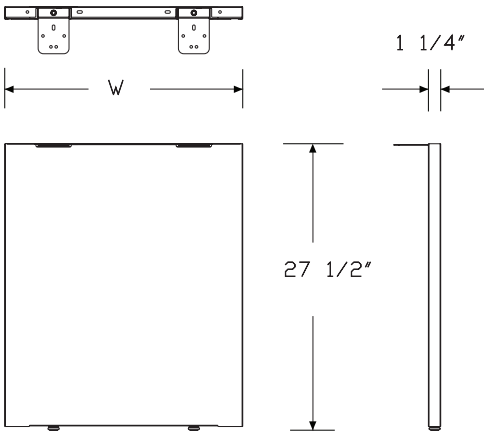
When using 2 metal closed support legs, a modesty panel (FK700.) is required. Order separately.

Shared, mid-run supports will have a cutout to pass power through the leg.

Dimensions



Shared support bracket



End support bracket

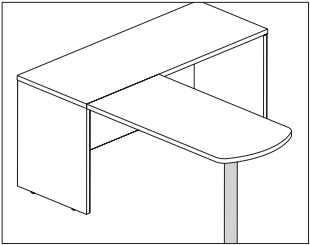
Metal Closed Support Leg *continued*

Specification Information		
Step 1.		
FK2E3.		
Step 2. Surface Edge Type		
S	for squared edge surface	
Step 3. Depth		
2A	12" deep, shared	
2B	24" deep, shared	
24	24" deep	
30	30" deep	
36	36" deep	
Step 4. Surface Material		
M	metal	
Prices for Steps 1-4.		
		M
FK2E3. S	2A	\$496
	2B	\$625
	24	\$520
	30	\$625
	36	\$719
Step 5. Position		
For 12" deep, shared (2A)		
S	shared, mid-run	+\$0
L	left-hand support	+\$0
R	right-hand support	+\$0
For 24" deep, shared (2B)		
S	shared, mid-run	+\$0
For 24" deep (24), 30" deep (30), or 36" deep (36)		
L	left-hand support	+\$0
R	right-hand support	+\$0
Step 6. Paint Type		
SS	smooth paint on smooth steel	+\$0
XS	textured paint on smooth steel	+\$0

Step 7. Surface Finish		
<i>For textured paint on smooth steel (XS)</i>		
8Q	folkstone grey	+\$0
91	white	+\$0
98	studio white	+\$0
BK	black	+\$0
CL	cool grey neutral	+\$0
G1	graphite	+\$0
WL	sandstone	+\$0
WN	warm grey neutral	+\$0
<i>For smooth paint on smooth steel (SS)</i>		
CN	metallic champagne	+\$0
EH	metallic bronze	+\$0
MS	metallic silver	+\$0
Step 8. Cutout Trim Finish		
<i>For 12" deep, shared (2A) or 24" deep, shared (2B)</i>		
8Q	folkstone grey	+\$0
91	white	+\$0
98	studio white	+\$0
BK	black	+\$0
CL	cool grey neutral	+\$0
G1	graphite	+\$0
WL	sandstone	+\$0
WN	warm grey neutral	+\$0

Support Leg, Peninsula Attached

FK2A3.

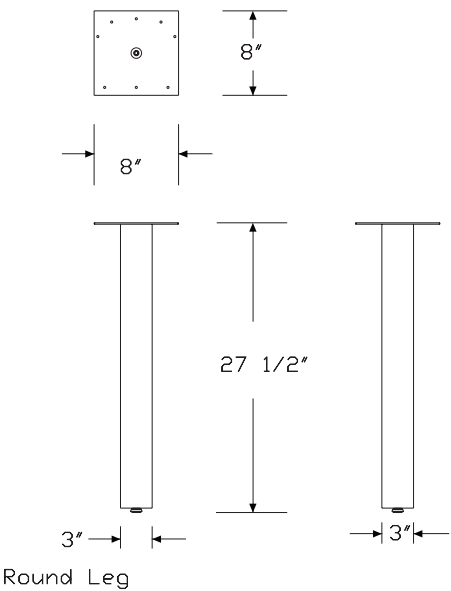
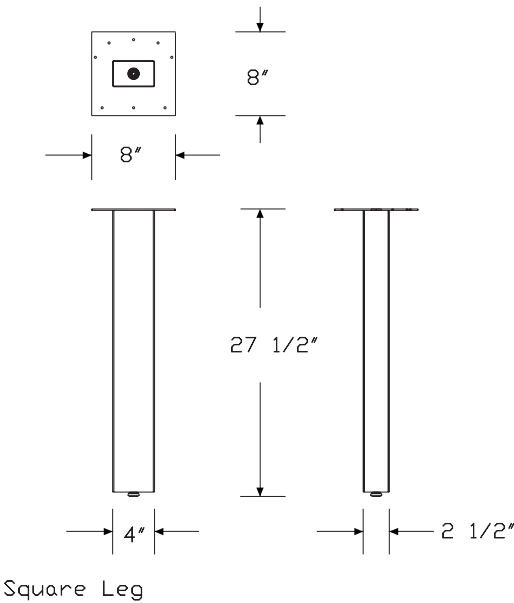


Canvas Office Landscape® Surfaces and Supports

Product Information

Description
This painted metal support leg attaches to 1 end of a peninsula or D-shaped surface. The fixed height leg has 2" of leveling adjustment. Attachment hardware included.

Dimensions



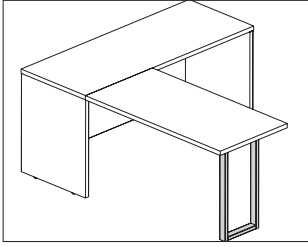
Support Leg, Peninsula Attached

continued

Specification Information		
Step 1.		
FK2A3.		
Step 2. Leg Aesthetic		
R	round leg	
T	rectangle leg	
Step 3. Leg Type		
F	fixed height	
Prices for Steps 1-3.		
		F
FK2A3. R		\$400
T		\$400
Step 4. Finish		
Metallic Paint		
CN	metallic champagne	+\$0
EH	metallic bronze	+\$0
MS	metallic silver	+\$0
Sand Texture Paint		
8Q	folkstone grey	+\$0
91	white	+\$0
98	studio white	+\$0
BK	black	+\$0
CL	cool grey neutral	+\$0
G1	graphite	+\$0
WL	sandstone	+\$0
WN	warm grey neutral	+\$0

Square Open Support Leg, Peninsula Attached

FK2D1.

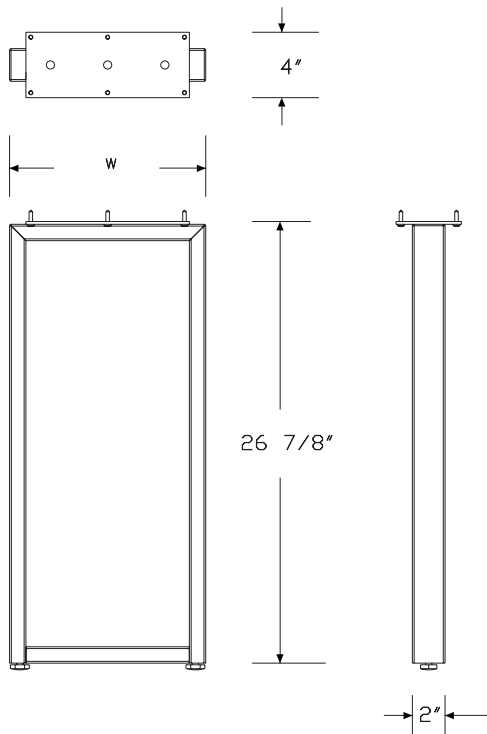


Product Information

Description

This leg supports 1 end of a peninsula surface and is inset from the edge. It has leveling glides with 1½" of adjustment. Attachment hardware included.

Dimensions



Specification Information

Step 1.

FK2D1.

Step 2. Leg Position

A inset

Step 3. Depth

24 for 24" deep surface

30 for 30" deep surface

36 for 36" deep surface

Step 4. Leg Type

F fixed height

Prices for Steps 1-4.

	F
FK2D1. A 24	\$221
30	\$341
36	\$341

Step 5. Paint Type

SS smooth paint on smooth steel +\$0

XS textured paint on smooth steel +\$0

Step 6. Surface Finish

Sand Texture Paint

For textured paint on smooth steel (XS)

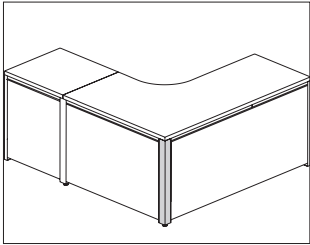
8Q	folkstone grey	+\$0
91	white	+\$0
98	studio white	+\$0
BK	black	+\$0
CL	cool grey neutral	+\$0
G1	graphite	+\$0
WL	sandstone	+\$0
WN	warm grey neutral	+\$0

For smooth paint on smooth steel (SS)

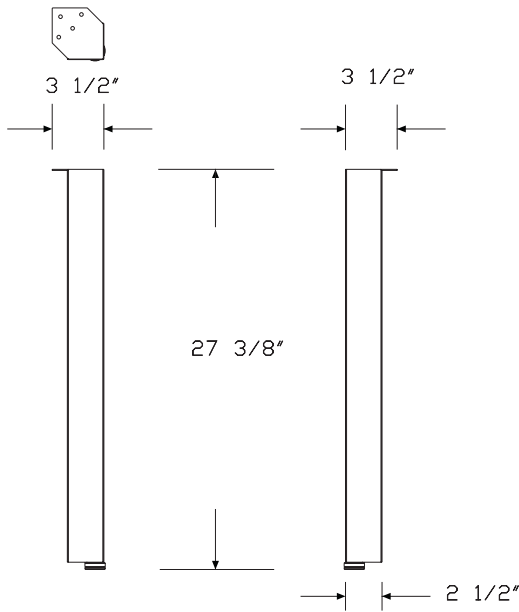
CN	metallic champagne	+\$0
EH	metallic bronze	+\$0
MS	metallic silver	+\$0

Corner Support Leg

FK2C2.



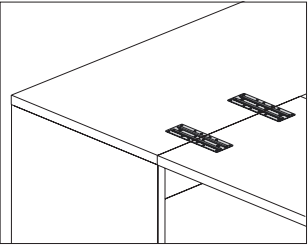
Product Information
Description
This single fixed-height leg supports the back corner of a corner surface. Attachment hardware included.
Notes
Leg must attach to modesty panel (FK700.) on both sides for stability.
Dimensions



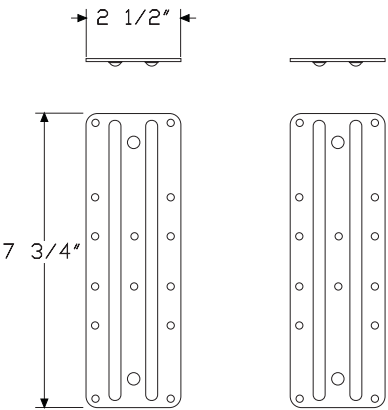
Specification Information
Step 1.
FK2C2.
\$401
Step 2. Paint Type
SS smooth paint on smooth steel
XS textured paint on smooth steel
Step 3. Surface Finish
For textured paint on smooth steel (XS)
8Q folkstone grey
91 white
98 studio white
BK black
CL cool grey neutral
G1 graphite
WL sandstone
WN warm grey neutral
For smooth paint on smooth steel (SS)
CN metallic champagne
EH metallic bronze
MS metallic silver

Surface Ganging Bracket

FK29B.



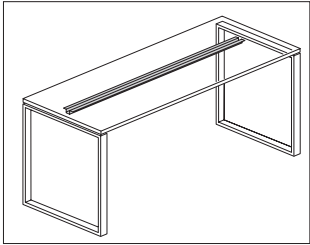
Product Information
Description
This bracket connects one side of a square-edge surface to another square-edge surface in line or at a right angle.
Notes
For freestanding surface applications, when attaching 2 rectangular surfaces perpendicular to each other or when attaching a rectangular surface perpendicular to the squared-edge portion of a rectangular transition surface, specify the pair version (FK29B.2).
When attaching freestanding surfaces next to each other in a straight line with a shared leg supporting the back portion of the surfaces, specify the single version (FK29B.1).
Dimensions



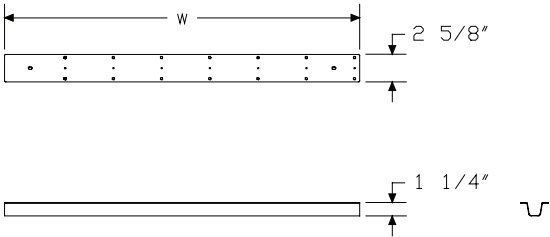
Specification Information	
Step 1.	
FK29B.	
Step 2. Type	
1	single
2	pair
Prices for Steps 1-2.	
FK29B. 1	\$23
2	\$43

Stiffener

FK696.



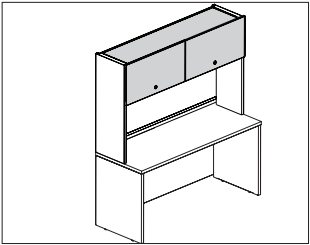
Product Information
Description
This stiffener is used to add additional stiffness to a Canvas freestanding surface, Canvas surface-attached surface, or peninsula. Attachment hardware included.
Notes
Canvas laminate or veneer surfaces 54" wide or wider that cannot use a center cantilever require stiffener(s). See Canvas Office Landscape® Metal Desk Planning Guide for specific stiffener guidelines. Stiffener hangs below surface and is 1 1/4" high.
Dimensions



Specification Information
Step 1.
FK696.
Step 2. Width
34 33 7/8" wide
39 38 5/8" wide
43 43 1/4" wide
48 48" wide
57 57 3/8" wide
62 62 1/8" wide
67 66 3/4" wide
71 71 1/2" wide
81 80 7/8" wide
Prices for Steps 1-2.
FK696. 34 \$70
39 \$72
43 \$72
48 \$72
57 \$72
62 \$72
67 \$72
71 \$72
81 \$72

Canvas Office Landscape® Surfaces and Supports

Metal Overhead Storage Cabinet, FK447.
Flipper Door



Product Information

Description

This lockable storage unit hangs from an architectural wall or is hutch mounted with stanchion to provide fully enclosed storage. It has an all metal case with painted metal flipper doors. Underside accepts a task light. Shipped knocked down.

Notes

Storage units up to 54" wide have 1 door. 60", 66", and 72"-wide units have 2 doors.

For stanchion mount (SM) option, order required stanchion (FK4MS.15FCS) separately.

For wall mount (WM) option, order required wall mount (FK4MS.15FWM) separately.

For stanchion mount (SM), order required hutch back panel (FK800.) separately.

Units can only be specified as lockable.

Keyed-differently locks (KC, KD) include the lock chassis and lock cylinders.

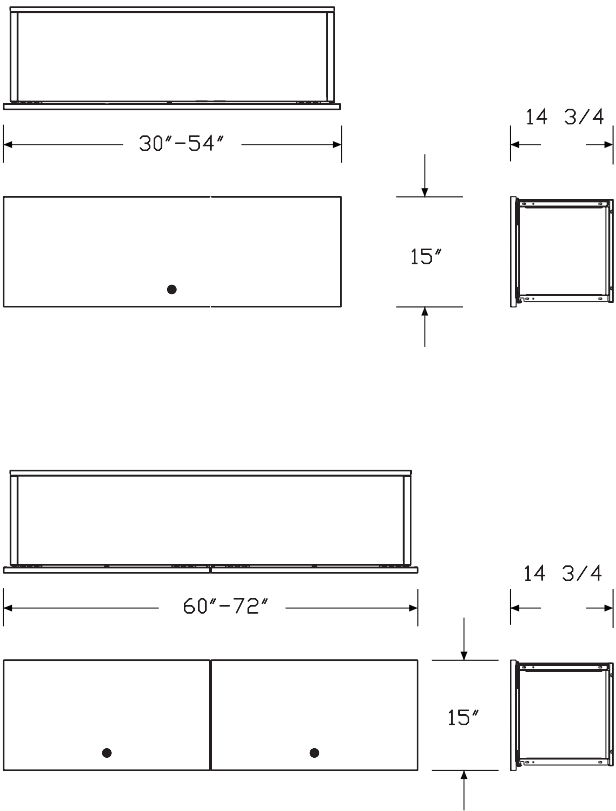
For keyed-alike locks (KA, KQ), order lock cylinder separately with part number and key number. These locks include the lock chassis.

For keyed-alike locks, see Keyed-Alike Information in appendices.

Order optional task lights and accessories separately:

- Cable management clips (FT198.) - when storage unit is stanchion mounted
- Cord manager (FV984.) - when storage unit is wall mounted
- Energy efficient task light (G612x.xxxS)

Dimensions



Metal Overhead Storage Cabinet, Flipper Door *continued*

Specification Information

Step 1.

FK447.

Step 2. Height

15 15" high

Step 3. Attachemnt Type

WM wall mounted

SM stanchion mounted

Step 4. Width

30 30" wide

36 36" wide

42 42" wide

48 48" wide

54 54" wide

60 60" wide

66 66" wide

72 72" wide

Step 5. Door Material

P painted metal

Step 6. Lock

L lock

Prices for Steps 1-6.

	30PL	36PL	42PL	48PL	54PL	60PL
FK447. 15 WM	\$850	895	942	992	1044	1160
SM	\$850	895	942	992	1044	1160
					66PL	72PL
FK447. 15 WM					\$1218	1279
SM					\$1218	1279

Step 7. Lock Option

KA keyed alike, black	+\$0
KQ keyed alike, chrome	+\$0
KC keyed differently, chrome	+\$0
KD keyed differently, black	+\$0

Step 8. Case Paint Type

SS smooth paint on smooth steel	+\$0
XS textured paint on smooth steel	+\$0

Step 9. Case Finish

For textured paint on smooth steel (XS)

8Q folkstone grey	+\$0
91 white	+\$0
98 studio white	+\$0
BK black	+\$0
CL cool grey neutral	+\$0
G1 graphite	+\$0
WL sandstone	+\$0
WN warm grey neutral	+\$0

For smooth paint on smooth steel (SS)

CN metallic champagne	+\$0
EH metallic bronze	+\$0
MS metallic silver	+\$0

Step 10. Door Paint Type

SS smooth paint on smooth steel	+\$0
XS textured paint on smooth steel	+\$0

Step 11. Door Finish

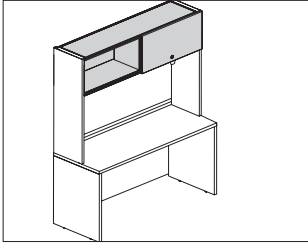
For textured paint on smooth steel (XS)

8Q folkstone grey	+\$0
91 white	+\$0
98 studio white	+\$0
BK black	+\$0
CL cool grey neutral	+\$0
G1 graphite	+\$0
WL sandstone	+\$0
WN warm grey neutral	+\$0

For smooth paint on smooth steel (SS)

CN metallic champagne	+\$0
EH metallic bronze	+\$0
MS metallic silver	+\$0

Metal Overhead Storage Cabinet, FK449. Sliding Door



Product Information

Description

This lockable storage unit hangs from an architectural wall or is hutch mounted with stanchion and provides partially enclosed storage. It has an all metal case with painted metal sliding doors. Sliding door encloses 1 side of the storage unit and can be locked when positioned on either side. Underside accepts a task light. Shipped knocked down.

Notes

For stanchion mount (SM) option, order required stanchion (FK4MS.15SCS) separately.

For wall mount (WM) option, order required wall mount (FK4MS.15SWM) separately.

For stanchion mount (SM), order required hutch back panel (FK800.) separately.

Units can only be specified as lockable.

Keyed-differently locks (KC, KD) include the lock chassis and lock cylinders.

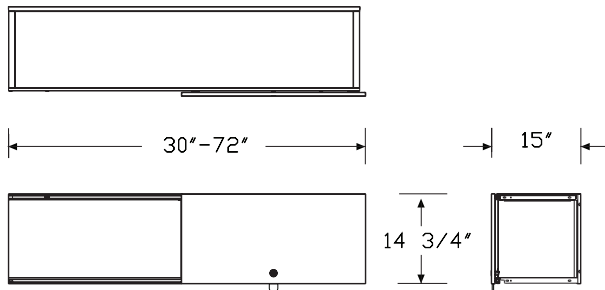
For keyed-alike locks (KA, KQ), order lock cylinder separately with part number and key number. These locks include the lock chassis.

For keyed-alike locks, see Keyed-Alike Information in appendices.

Order optional task lights and accessories separately:

- Cable management clips (FT198.) - when storage unit is stanchion mounted
- Cord manager (FV984.) - when storage unit is wall mounted
- Energy efficient task light (G612x.xxxS)

Dimensions



Specification Information

Step 1.

FK449.

Step 2. Height

15 15" high

Step 3. Attachment Type

WM wall mounted

SM stanchion mounted

Step 4. Width

30 30" wide

36 36" wide

42 42" wide

48 48" wide

54 54" wide

60 60" wide

66 66" wide

72 72" wide

Step 5. Door Material

P painted metal

Step 6. Lock

L lock

Prices for Steps 1-6.

	30PL	36PL	42PL	48PL	54PL	60PL
FK449. 15 WM	\$850	895	942	992	1044	1160
SM	\$850	895	942	992	1044	1160
					66PL	72PL
FK449. 15 WM					\$1218	1279
SM					\$1218	1279

Step 7. Lock Option

KA	keyed alike, black	+\$0
KQ	keyed alike, chrome	+\$0
KC	keyed differently, chrome	+\$0
KD	keyed differently, black	+\$0

Step 8. Case Paint Type

SS	smooth paint on smooth steel	+\$0
XS	textured paint on smooth steel	+\$0

Metal Overhead Storage Cabinet, Sliding Door *continued*

Step 9. Case Finish

Sand Texture Paint

For textured paint on smooth steel (XS)

8Q	folkstone grey	+\$0
91	white	+\$0
98	studio white	+\$0
BK	black	+\$0
CL	cool grey neutral	+\$0
G1	graphite	+\$0
WL	sandstone	+\$0
WN	warm grey neutral	+\$0

For smooth paint on smooth steel (SS)

CN	metallic champagne	+\$0
EH	metallic bronze	+\$0
MS	metallic silver	+\$0

Step 10. Door Paint Type

SS	smooth paint on smooth steel	+\$0
XS	textured paint on smooth steel	+\$0

Step 11. Door Finish

For textured paint on smooth steel (XS)

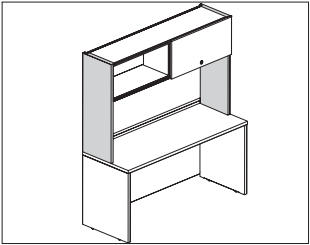
8Q	folkstone grey	+\$0
91	white	+\$0
98	studio white	+\$0
BK	black	+\$0
CL	cool grey neutral	+\$0
G1	graphite	+\$0
WL	sandstone	+\$0
WN	warm grey neutral	+\$0

For smooth paint on smooth steel (SS)

CN	metallic champagne	+\$0
EH	metallic bronze	+\$0
MS	metallic silver	+\$0

Step 12. Pull Finish

91	white	+\$0
BK	black	+\$0
CL	cool grey neutral	+\$0
G1	graphite	+\$0
WN	warm grey neutral	+\$0

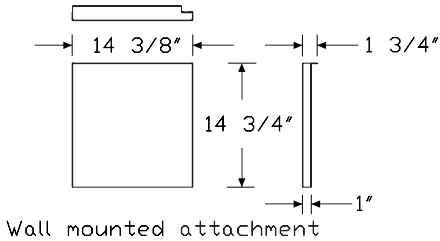
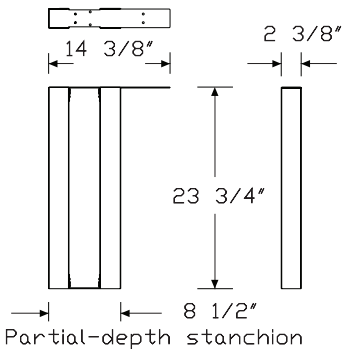
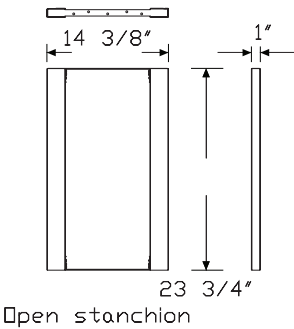
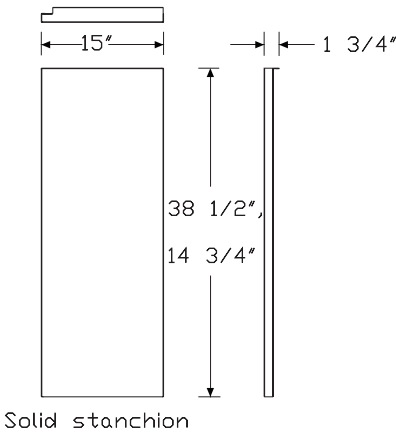


Product Information

Description
This painted metal stanchion set attaches to a surface or mounts to a wall to provide support for an overhead storage unit. Solid stanchion comes as a set of 2. Wall mount comes as a set of 2.

Notes
15" overhead storage unit height for a 68" datum.
Solid stanchion (CS) attaches alongside and aligns with top of overhead unit to reach 68" datum.
The following products are required. Order separately:
• Overhead storage unit (FK447., FK449.)
• Hutch back panel (FK800.)

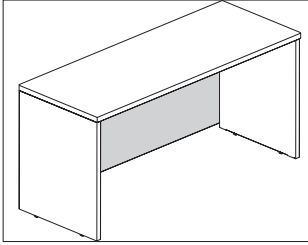
Dimensions



Metal Overhead Attachment

continued

Specification Information		
Step 1.		
FK4MS.		
Step 2. Overhead Height		
15	15" high	
Step 3. Overhead Type		
F	flipper door	
S	sliding door	
Step 4. Stanchion Type		
CS	solid stanchion	
WM	wall mounted	
Prices for Steps 1-4.		
	CS	WM
FK4MS.15 F	\$740	740
S	\$740	740
Step 5. Paint Type		
SS	smooth paint on smooth steel	+\$0
XS	textured paint on smooth steel	+\$0
Step 6. Surface Finish		
<i>For textured paint on smooth steel (XS)</i>		
8Q	folkstone grey	+\$0
91	white	+\$0
98	studio white	+\$0
BK	black	+\$0
CL	cool grey neutral	+\$0
G1	graphite	+\$0
WL	sandstone	+\$0
WN	warm grey neutral	+\$0
<i>For smooth paint on smooth steel (SS)</i>		
CN	metallic champagne	+\$0
EH	metallic bronze	+\$0
MS	metallic silver	+\$0



Product Information

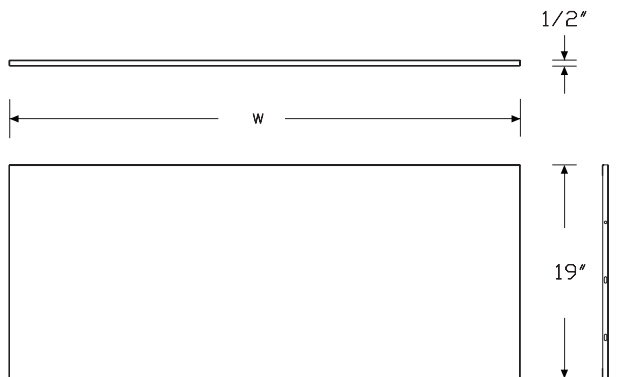
Description

This painted metal modesty panel attaches to 2 metal closed support legs to provide partial- or full-height enclosure below the surface and to increase stability. Attachment is inset from back edge of legs. Attachment hardware included.


Notes

Modesty panel is required between 2 closed support legs and attaches to the legs and to underside of surface.
Order metal closed support legs (FK2E3.) separately.

Dimensions



Partial modesty panel



Full modesty panel

Specification Information

Step 1.

FK700.

Step 2. Width

30	30" wide
36	36" wide
42	42" wide
48	48" wide
54	54" wide
60	60" wide
66	66" wide
72	72" wide

Step 3. Modesty Panel Type

F	full modesty panel
P	partial modesty panel

Prices for Steps 1-3.

	F	P
FK700. 30	\$441	427
36	\$464	450
42	\$488	473
48	\$511	496
54	\$535	518
60	\$558	541
66	\$582	564
72	\$605	587

Step 4. Paint Type

SS	smooth paint on smooth steel	+\$0
XS	textured paint on smooth steel	+\$0

Step 5. Surface Finish

For textured paint on smooth steel (XS)

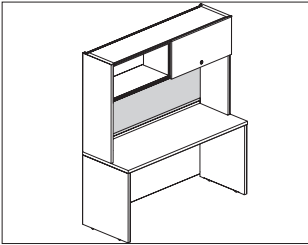
8Q	folkstone grey	+\$0
91	white	+\$0
98	studio white	+\$0
BK	black	+\$0
CL	cool grey neutral	+\$0
G1	graphite	+\$0
WL	sandstone	+\$0
WN	warm grey neutral	+\$0

Metal Modesty Panel, Desk *continued*

<i>For smooth paint on smooth steel (SS)</i>		
CN	metallic champagne	+\$0
EH	metallic bronze	+\$0
MS	metallic silver	+\$0

Hutch Back Panel

FK800.



Product Information

Description

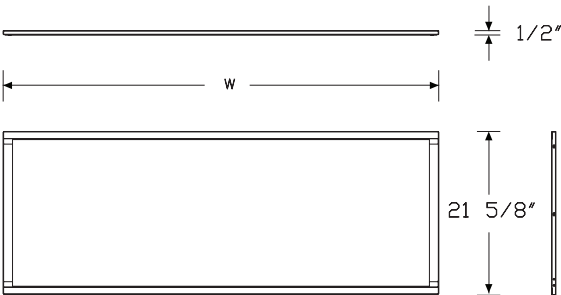
This painted metal or tackable fabric back panel attaches to metal overhead attachments to provide enclosure and stability. Tackable fabric back panel has metal trim. Attachment hardware included.

Notes

Back panel is required. It attaches between 2 overhead attachments (FK4MS.) and to the overhead storage unit.
Order the required following products separately:

- Overhead storage unit (FK447., FK448., FK449.)
- Metal overhead attachment (FK4MS.)

Dimensions



Specification Information

Step 1.

FK800.

Step 2. Mount Option

HM hutch mounted

Step 3. Width

30	30" wide
36	36" wide
42	42" wide
48	48" wide
54	54" wide
60	60" wide
66	66" wide
72	72" wide

Step 4. Surface Material

For 30" wide (30), 36" wide (36), 42" wide (42), or 48" wide (48)

P	painted metal
R	tackable fabric, horizontal
T	tackable fabric

For 54" wide (54), 60" wide (60), 66" wide (66), or 72" wide (72)

P	painted metal
R	tackable fabric, horizontal

Prices for Steps 1-4.

	P	R	T
FK800. HM 30	\$326	466	466
36	\$367	524	524
42	\$408	583	583
48	\$449	641	641
54	\$490	700	—
60	\$531	758	—
66	\$572	817	—
72	\$613	875	—

Step 5. Paint Type

SS	smooth paint on smooth steel	+\$0
XS	textured paint on smooth steel	+\$0

Step 6. Surface Finish

For textured paint on smooth steel (XS)

8Q	folkstone grey	+\$0
91	white	+\$0
98	studio white	+\$0
BK	black	+\$0
CL	cool grey neutral	+\$0
G1	graphite	+\$0
WL	sandstone	+\$0
WN	warm grey neutral	+\$0

For smooth paint on smooth steel (SS)

CN	metallic champagne	+\$0
EH	metallic bronze	+\$0
MS	metallic silver	+\$0

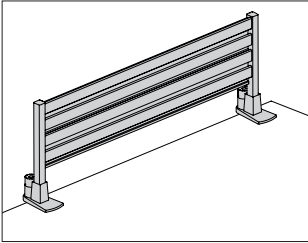
Step 7. Fabric Finish

For tackable fabric, horizontal (R) or tackable fabric (T)

Price Category 1	+\$0
Price Category 2	+\$23
Price Category 3	+\$53
Price Category 4	+\$91

Surface-Attached Tool Rail

Y7100.



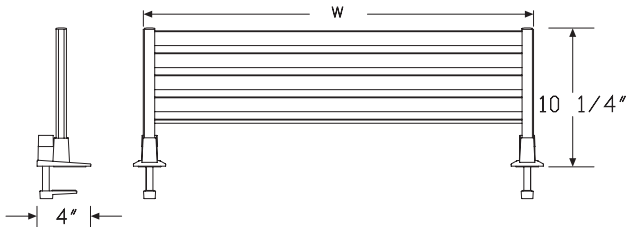
Product Information

Description
This all metal rail clamps to the edge of a freestanding surface. It has 4 forward facing slots for mounting. Accessories typically used on Ethospace® tiles and Action Office® rail tiles can be mounted on this surface attached tool rail.

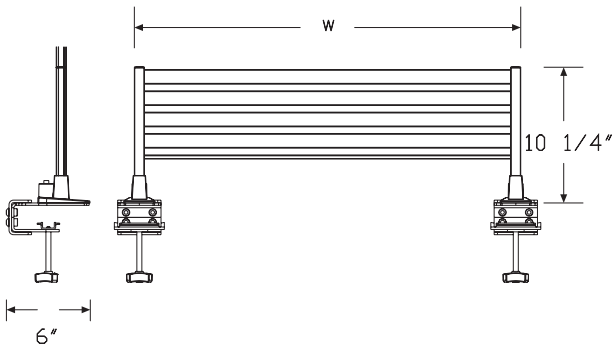
Notes

Order accessories such as paper trays and shelves separately.
Surface clamp adjusts to fit surfaces 1/2" to 1 5/8" thick.
Gap on back side of surface will be 1" to allow for clamping bracket attachment.
There are 4 horizontal slots for hanging accessories on the 8" height unit. 8" height refers to tile height; overall height from top of surface is approximately 10".
Usable hanging space approximately 3" less than overall width.
Not recommended for use with rail mounted monitor arms.

Dimensions



Surface-attached tool rail



Canvas Metal Desk mounting bracket

Specification Information

Step 1.
Y7100.

Step 2. Width

24	24" wide
30	30" wide
36	36" wide

Step 3. Height/Attachment

08	8" high with standard clamp
09	8" high with canvas metal desk mount


Prices for Steps 1-3.

	08	09
Y7100. 24	\$337	480
30	\$369	530
36	\$402	577

Step 4. Finish

91	white	+\$0
G2	graphite satin	+\$0
MS	metallic silver	+\$0

Concerto Monitor Arm Assembly Y91185



Product Information

Description

This easy to move, GSA approved, slim profile monitor arm assembly supports 1 monitor with either a clamp mount or grommet mount. Each monitor arm moves 180° side-to-side, tilts 180°, rotates up to 360°, and has a quick disconnect feature. The dual bar configuration allows 2 monitors to move in tandem.

Notes

This is a Thrive® Portfolio monitor arm for GSA customers.

Clamp mount attachment bracket (CM) also includes a grommet mount.

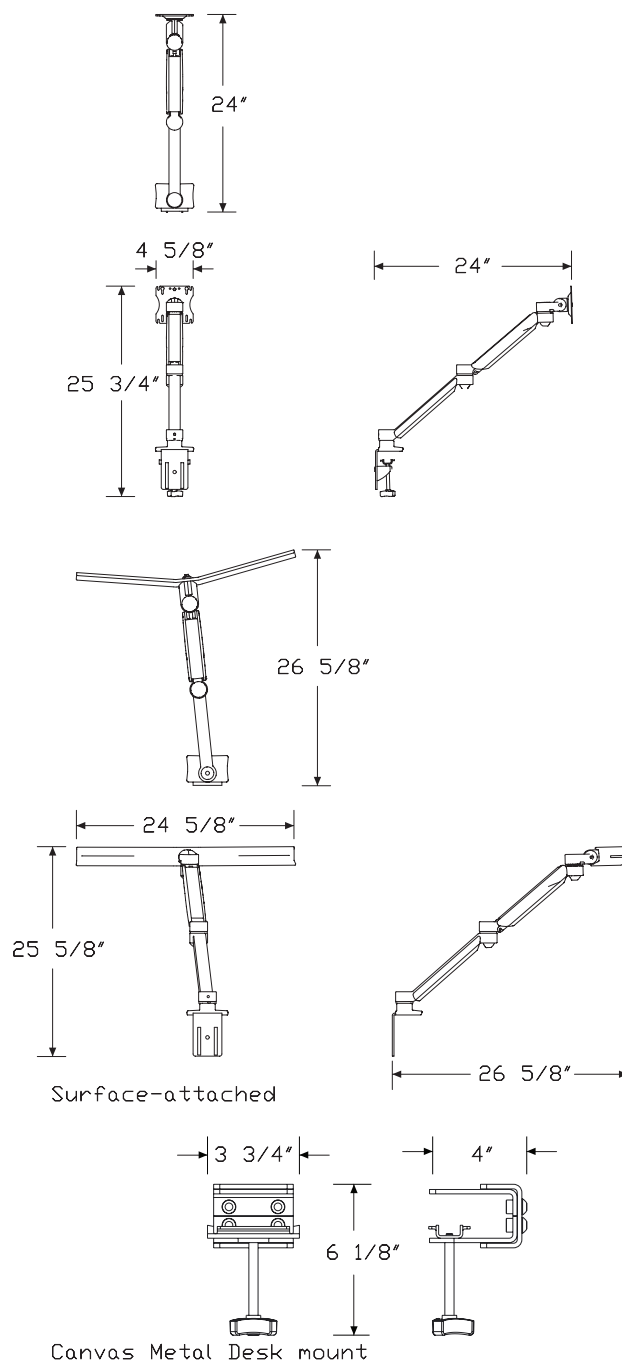
The concerto, single (1) configuration supports monitors ranging from 5-20 pounds.

The concerto, dual (2) configuration supports 2 monitors ranging from 2-20 pounds (maximum 10 pounds per screen).

The concerto, dual (2) configuration supports 2 monitors with maximum 22" screen width.

Supports VESA patterns of 75×75mm and 100×100mm.

Dimensions



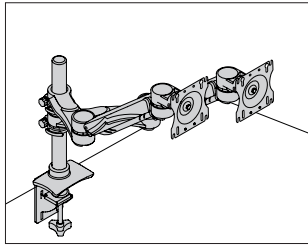
Concerto Monitor Arm Assembly

continued

Specification Information		
Step 1.		
Y91185. <input type="checkbox"/>		
Step 2. Configuration		
1	concerto, single <input type="checkbox"/>	
2	concerto, dual <input type="checkbox"/>	
Step 3. Attachment Bracket		
CM	clamp mount <input type="checkbox"/>	
Prices for Steps 1-3.		
		CM
Y91185. 1		\$386
2		\$735
Step 4. Finish		
0I	silver <input type="checkbox"/>	+\$0
0J	white <input type="checkbox"/>	+\$0
0H	black <input type="checkbox"/>	+\$0
0P	polished aluminum <input type="checkbox"/>	+\$40

Canvas Office Landscape® Accessories

Concerto Modular Monitor Arm Assembly Y91179



Product Information

Description

This modular monitor arm assembly is the GSA approved solution for supporting 1, 2, or 4 monitors from 1 post. Each monitor arm moves 180° side-to-side, tilts 180°, rotates up to 360°, and has a quick disconnect feature. Assembly includes a Concerto post, 1, 2, or 4 dynamic adjustable Concerto modular monitor arms, and a bracket that attaches the assembly to the surface.

Notes

This is a Thrive® Portfolio monitor arm assembly for GSA customers.

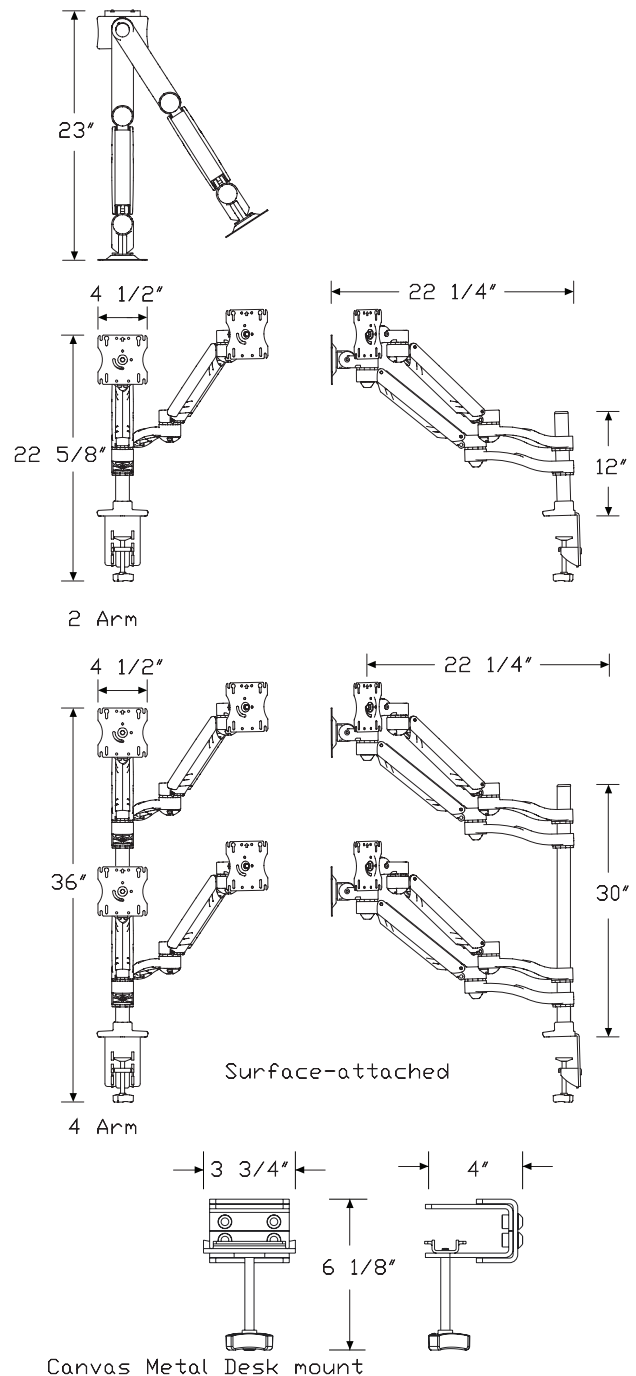
Each monitor arm supports a monitor weight ranging from 5-20 pounds. 100mm and 75mm VESA compliant.

Surface clamp mount (CM) attachment option also ships with a grommet mount.

To add more arms to an assembly, order Concerto modular monitor arm-arm only (Y91190.) separately.

For a GSA approved laptop mount, order Concerto laptop mount (Y91191.) separately.

Dimensions



Concerto Modular Monitor Arm
Assembly *continued*

Canvas Office Landscape® Accessories

Specification Information

Step 1.

Y91179. ☐ A

Step 2. Post Height

12 12" high ☐ A

30 30" high ☐ A

Step 3. Number of Monitor Arms

For 12" high (12)

1 1 arm ☐ A

2 2 arms ☐ A

For 30" high (30)

4 4 arms ☐ A

Step 4. Attachment Bracket

For 12" high (12) with 1 arm (1) or 2 arms (2)

CM surface clamp mount ☐ A

For 30" high (30) with 4 arms (4)

CM surface clamp mount ☐ A

Prices for Steps 1-4.

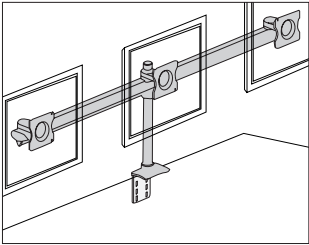
	CM
Y91179. 12 1	\$386
2	\$736
30 4	\$1260

Step 5. Finish

0I	silver <input type="checkbox"/> A	+\$0
0J	white <input type="checkbox"/> A	+\$0
0H	black <input type="checkbox"/> A	+\$0
0P	polished aluminum <input type="checkbox"/> A	+\$40

Concerto Fixed Beam Assembly

Y91186



Product Information

Description

This GSA approved monitor arm assembly supports 3 monitors with either a clamp mount or grommet mount. Each monitor arm tilts 180°, rotates up to 360°, and has a quick disconnect feature.

Notes

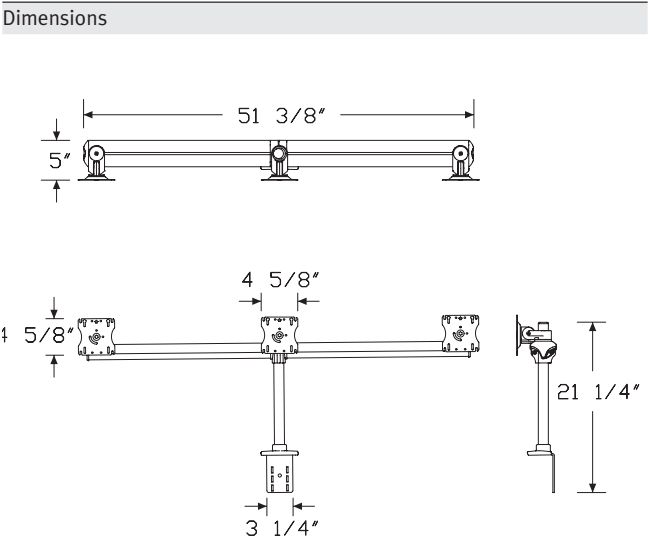
This is a Thrive® Portfolio monitor arm for GSA customers.

Clamp mount attachment bracket (CM) also includes a grommet mount.

Supports monitors up to 20 pounds each.

Supports up to 3 monitors with maximum 24" screen width.

Supports VESA patterns of 75×75mm and 100×100mm.



Specification Information

Step 1.

Y91186.

Step 2. Number of Monitor Arms

3 3 monitor arms, static

Step 3. Post Height

16 16" high

Step 4. Beam Width

48 48" high

Step 5. Attachment Bracket

CM clamp mount

Prices for Steps 1-5.

Y91186. 3 16

48CM

\$735

Step 6. Finish

0I silver

0H black

+\$0

+\$0

Index by Product Name

Canvas Office Landscape® Metal Desk	
Concave Corner Surface, for Metal Office	page(s) 8
Concerto Fixed Beam Assembly	49
Concerto Modular Monitor Arm Assembly	47
Concerto Monitor Arm Assembly	45
Corner Support Leg	31
Extended Corner Surface, Rectangular End, for Metal Office	11
Extended Corner Surface, Soft Round	18
Hutch Back Panel	42
Metal Closed Support Leg	26
Metal Modesty Panel, Desk	40
Metal Overhead Attachment	38
Metal Overhead Storage Cabinet, Flipper Door	34
Metal Overhead Storage Cabinet, Sliding Door	36
Peninsula Surface, Rectangular End	21
Peninsula Surface, Soft Round	15
Rectangular Surface	5
Square Open Support Leg	24
Square Open Support Leg, Peninsula Attached	30
Stiffener	33
Support Leg, Peninsula Attached	28
Surface-Attached Tool Rail	44
Surface Ganging Bracket	32

Index by Product Number



FK2A3. Support Leg, Peninsula Attached	page(s) 28
FK2C2. Corner Support Leg	31
FK2D1. Square Open Support Leg, Peninsula Attached	30
FK2D2. Square Open Support Leg	24
FK2E3. Metal Closed Support Leg	26
FK4MS. Metal Overhead Attachment	38
FK29B. Surface Ganging Bracket	32
FK447. Metal Overhead Storage Cabinet, Flipper Door	34
FK449. Metal Overhead Storage Cabinet, Sliding Door	36
FK696. Stiffener	33
FK700. Metal Modesty Panel, Desk	40
FK800. Hutch Back Panel	42
FKS10. Rectangular Surface	5
FKS21. Concave Corner Surface, for Metal Office	8
FKS22. Extended Corner Surface, Rectangular End, for Metal Office	11
FKS23.	
FKS31. Peninsula Surface, Soft Round	15
FKS32. Extended Corner Surface, Soft Round	18
FKS34. Peninsula Surface, Rectangular End	21
Y7100. Surface-Attached Tool Rail	44
Y91179 Concerto Modular Monitor Arm Assembly	47
Y91185 Concerto Monitor Arm Assembly	45
Y91186 Concerto Fixed Beam Assembly	49



20-Day or Less/Assigned Lead-Time Order Information

20-Day or Less and Assigned Lead-Time Programs

20-day or less and assigned lead-time products are designed for established Herman Miller dealers with pre-approved credit.

Products are distributed from multiple manufacturing facilities across the United States. All products and options not designated by an Assigned Lead-Time icon  will ship in 20 business days or less after being acknowledged by Herman Miller. Products and options designated by an  are on the assigned lead-time program and will ship in 20 days, less than 20 days, or more than 20 days from order acknowledgement.

Ordering Procedure

Please place orders through Order Manager. If this is not available to you, place orders through mail or fax. Verbal purchase orders will not be accepted.

Order Entry fax number for Passage®, 5000 Series, and Meridian® Filing and Storage: (616) 846 9236.

Order Entry fax number for all other products:
(616) 654 3085.

For more information, contact your Customer Care representative at:
(866) 854 3048 EXT 3400.

Shipments and Delivery

Per Herman Miller Terms and Conditions.

Changes and Cancellation

Per Herman Miller Terms and Conditions.



Proprietary Textiles Application Chart — Workspaces

• Available

A Assigned lead-time textile.

See following page for exception notes.

			Action Office® Panels/Connectors	Action Office/Ethospace® B-Style Storage	Action Office B-Style Tackboards	Action Office/Ethospace E-Style Storage	Ethospace Tiles/Connectors	Ethospace Work Surface-Attached Screens	Ethospace/Canvas Office Landscape® Privacy Doors	Canvas Tiles/Extended Width Tiles/Channel Tiles	Canvas B-/E-Style Storage	Canvas Standing Screen and Team Wall Infill	Canvas Tackboards	Canvas Metal Desk Hutch Back Panel	Canvas Vista™ Movable Insert and Display Unit	Layout Studio® Framed Screen	Locale® Display Tackboard	Locale Freestanding Screen and Workbase Screen	Locale L-Desk/D-Desk Screens	Pari™ Screens/Flat Edge Screens/Channel Screens	Public Office Landscape® Screen/Desktop Divider	Renew™ Link Screens	Resolve® Boundary Screens	Resolve Display Screens	Resolve Rolling Screens/Canopies	Exclave® Tackable Boards and Stowage Tackable Backdrop	Exclave Video-Friendly Tackable Boards and Stowage Tackable Backdrop	Thrive® Personal Side Screen	Tu® Wood Storage Cubby Tackboard	Seating	
Price Category 1																															
COM	Customers Own Material	A	1	1	1	1	1		1	1	1	1	•			1	1	1		1	1	1	1						1	1	
8A__	Bubbletack™																							•							
2V__	Chain		•	•	•	•	•			22	•	•	•	•	•	•	•	•	•		•	•	•						•	•	
8T__	Crossing (85__)		2	2	2	•	•		•	•	2	•	•	•	•	•	•	•	•	•	•	•	•			•	8	•	•	18	
95__	Gem		2	2	2	•	•		•	•	2	•	•	•		•	•		•									•	•	•	
2I__	Grasscloth		•	•	•	•	•		•	•	•	•	•	•	•		•	•		•	•	•						•	•		
8B__	Multiscrim™							•															•		•						
5T__	Resonance		•	•	•	•	•		•	•	•	•	•	•	•	•	•											•	•		
8C__	Scrim Trim																								•						
2M__	Silkworm		•	•	•	•	•		•	•	•	•	•	•	•	•	•											•	•		
22F__	Slant		6		•		•		•	•		•	•	•	•	•	•												•	•	
Price Category 2																															
51__	Cord		•	•	•	•	•		•	•	•	•	•	•	•	•	•												•		
92__	Crepe		2	•	•	•	•		•	•	•	•	•	•	•	•	•									•	8	•	•	•	
57__	Frost		•	•	•	•	•		•	•	•	•	•	•	•	•	•		•	•	•							•	•		
84__	Grosgrain		4			•	•		•	8	•	•	•	•	•	•	•											19	•		
4N__	Horizon		2	2	2	•	•		•	•	•	•	•	•	•	•	•												•		
1LM__	Loom		2	2	2	•	•		•	•	•		•	•		•	•	•		•	•	•				•		•		•	
1HA__	Medley		2	2	2	•	•		•	•	•	•	•	•	•	•	•	•	•		•	•	•			•	8	•		•	
3A__	Moiré			2	2		•		•	22	2	•	•	•	•	•	•	•			•	•	•					•	•	•	
3SL__	Sequel			G2		G2	G2				G2																				
8R__	Twist (5S__)		5	2	2	•	•		•	•	2	•	•	•	•	•	•		•	•	•	•	•					•	•	18	
Price Category 3																															
70__	Bento		2	2	2	•			•	•	2	•	•	•	•		•	•		•	•	•							•	•	•
1FB__	Connection		•	•	•	•	•		•	•	•	•	•			•	•	•										•	•		
1FC__	Current		•	•	•	•	•		•	•	•	•	•			•	•	•			•							•	•		
8Z__	Glaze		•	•	•	•	•		•	•	•	•	•			•	•	•										•	•		
47__	Ground Cloth®		•	•	•	•	•		•	•	•	•	•	•		•		•		•	•	•	•			•	8	•	•		
5D__	Kira 2		2	2	2	•	•		•	•	2	•	•	•	•	•	•	•		•	•	•	•					•	•		
8L__	Savannah		•	20	•	•	•		•	•	•	•	•	•	•	•	•	•					•						•	•	
8W__	Strands		•	•	•	•	•		•	•	•	•	•	•	•	•	•	•		•	•	•	•					•	•		

continued on next page

Proprietary Textiles Application Chart — Workspaces

continued

Proprietary Textiles Application Chart — Workspaces																											
<i>continued</i>																											

G2 Sequel fabric only available on flipper doors.

1 Refer to price book appendices and Omni for COM information.

2 Available on all products except 54" and 60" wide.

4 Not available on Action Office (AO®) acoustical panels.

5 (8R__), (8T__), (85__), and (5S__) not available on AO acoustical panels and not available on 54"- or 60"-wide products.

6 Not available on Action Office (AO®) connectors, cable management, and spacers.

8 Available in select colors. See the "Proprietary Textile Colors — Workspaces" appendix.

18 Available on seating products in select colors. See the "Proprietary Textile Colors — Seating" appendix.

19 Not available in Grosgrain (84__) fabric colors 8401, 8405, and 8413.

20 Available only on Ethospace B-Style.

22 Not available as railroaded application option for Chain and Moire on Canvas extended width tiles.

Application Note: Herman Miller cannot guarantee material/pattern alignment in adjacent products. For example, a fabric's pattern may not align from one screen to the next, or from one panel to the next.

Proprietary Textile Colors — Workspaces

Price Category 1

Customer's Own Material
See Order Information in
Appendices.
Assigned lead-time textile. A

Bubbletack™	
100% polyester	
8A01	Seashell White
8A02	Pearl Grey
8A19	Spa Blue
8A24	Sable Grey
8A27	Summer White
8A28	Moth Grey
8A30	Blue Grey
8A31	Dusty Bronze
8A32	Slate Blue
8A35	Studio White
8A36	Blush Grey
8A37	Shale
8A38	Slate
8A39	Egg nog
8A40	Persimmon
8A41	Bud

Chain	
66" wide	
100% recycled polyester	
2V01	Pearl
2V02	Oyster
2V03	Wheat
2V04	Linen
2V05	Wicker
2V06	Bamboo
2V07	Sage
2V08	Spring Wood
2V09	Iceberg

Crossing	
54" wide	
86% antimony-free polyester	
14% polyester	
8T03	Wicker *
8T04	Porcelain *
8T05	Warm Grey *
8T06	Sepia
8T07	Pumpkin
8T08	Copper
8T09	Cranberry
8T10	Tomato
8T11	Mulberry
8T12	Plum
8T13	Green Apple
8T14	Loden
8T15	Spruce
8T16	Periwinkle
8T17	Cerulean
8T18	Indigo
8T19	Shale *
8T20	Brownstone
8T21	Bark
8T22	Tin *
8T23	Graphite
8T24	Black

Crossing	
For systems products only.	
54" wide	
86% antimony-free polyester	
14% polyester	
8501	Ivory *
8502	Oyster *

* Crossing colors available on
Exclave® Video-friendly Tackable
Boards and Stowage Tackable
Backdrop

Gem	
54" wide	
100% antimony-free polyester	
9502	Tangerine
9503	Red
9507	Twilight
9508	Bayou
9510	Berry Blue
9511	Aqua Green
9512	Green Apple
9514	Black
9515	Slate Grey
9516	Fog

Grasscloth	
66" wide	
100% recycled polyester	
2I01	Silver Birch
2I02	Pampas
2I03	Sedge
2I07	Lea
2I08	Taro
2I09	Steam Grey
2I10	Cayenne
2I11	Bottle Green
2I12	Surf
2I13	Gravel

Multiscrim™	
60" wide	
100% polyester	
8B01	Seashell White
8B02	Pearl Grey
8B19	Spa Blue
8B24	Sable Grey
8B27	Summer White
8B28	Moth Grey
8B30	Blue Grey
8B31	Dusty Bronze
8B32	Slate Blue
8B35	Studio White
8B36	Blush Grey
8B37	Shale
8B38	Slate
8B39	Egg nog
8B40	Persimmon
8B41	Bud

Price category 1 continued on
next page

Proprietary Textile Colors — Workspaces

continued

Price Category 1

continued

Resonance	
66" wide	
100% polyester	
5T04	Greige
5T05	Porcelain
5T06	Alabaster
5T15	Iris
5T28	Sugar
5T47	Tobacco
5T54	Saltbush
5T57	Seed
5T58	Sepia
5T60	Iceberg
5T65	Red
5T67	Boysenberry
5T68	Pistachio
5T69	Green Apple
5T71	Jade
5T72	Blue Green
5T74	Twilight

Scrim Trim	
61" wide	
82% polyester	
18% spandex	
8C01	Seashell White
8C02	Pearl Grey
8C22	Winter Grey
8C24	Sable Grey

Silkworm	
66" wide	
58% recycled polyester	
42% polyester	
2M01	Cocoon
2M02	Pongee
2M03	Saffron
2M04	Tussah
2M05	Ceylon
2M06	Jasmine
2M07	Shale
2M08	Monsoon

Slant	
66" wide	
51% polyester	
49% recycled polyester	
22F04	Pesto
22F06	Neptune
22F07	Blueberry
22F10	Pumpkin
22F12	Silver Birch
22F13	Bluestone
22F15	Shale

Price Category 2

Cord	
66" wide	
51% antimony-free polyester	
49% polyester	
5101	Ivory
5102	White Ash
5103	Linen
5104	Bamboo
5105	Sepia
5106	Wicker
5107	Sesame
5108	Kiwi Green
5109	Bayou
5110	Shade
5111	Spring Wood
5112	Summer White

Crepe	
54" wide	
100% recycled polyester	
9201	Licorice
9203	Smoke
9207	Cherry
9209	Claret
9212	Raisin
9218	Aquamarine
9223	Cadet
9241	Beachglass
9243	Midnight
9244	Artichoke
9248	Warm White *
9249	Stone *
9250	Earth
9251	Fog *
9252	Slate Grey
9253	Yellow Dark
9254	Coral
9255	Blush Grey *
9256	Wild Berry
9257	Clover
9258	Caribbean
9259	Cerulean
9260	Brownstone
9261	Shale
9262	Graphite
9263	Tomato
9264	Green Apple

* Crepe colors available on
Exclave® Video-friendly Tackable
Boards and Stowage Tackable
Backdrop

Price category 2 continued on
next page

Proprietary Textile Colors — Workspaces

continued

Price Category 2

continued

Frost	
66" wide	
100% recycled polyester	
5703	Porcelain
5704	Honey
5705	Iceberg
5706	Sage
5710	Sable Grey

Grosgrain	
66" wide	
100% recycled polyester	
8401	Pearl * **
8402	White Ash
8403	Warm Grey
8404	Khaki
8405	Oyster *
8406	Celadon
8407	Chamois
8408	Spa Blue
8409	Bud
8410	Kiwi Green
8411	Bayou
8412	Tin
8413	Iceberg *

* Grosgrain colors not available on Canvas Dock Mounted Screens, Locale® Workbase Screen, Public Office Landscape® Screen/Desk Top Divider, and Thrive® Personal Side Screen.
 ** Color not available on Canvas tiles.

Horizon	
54" wide	
65% antimony-free polyester	
35% polyester	
4N01	Rye Grass
4N02	Sugar Pine
4N03	Silver Pine
4N04	White Ash
4N05	Spring Wood

Horizon continued	
4N06	Tamarack
4N07	Mushroom
4N08	Haystack
4N09	Oat Grass
4N10	Forest Moss
4N11	Hickory
4N12	Beech Nut
4N13	Pine Cone
4N14	Poplar
4N15	Elderberry

Loom	
54" wide	
100% polyester	
1LM01	Linen
1LM02	Brown Sugar and Spice
1LM03	Brick and Mortar
1LM04	Salt and Pepper
1LM05	Black
1LM06	Lemongrass
1LM07	Poppy
1LM08	Wild Berry
1LM09	Loden
1LM10	Jade
1LM11	Deep Sea

Medley	
54" wide	
100% polyester	
1HA01	Stone *
1HA02	Trail
1HA03	Charcoal
1HA04	Cinder
1HA05	Citrus
1HA06	Papaya
1HA07	Chutney
1HA08	Tundra
1HA09	Feather Grey *
1HA10	Chartreuse
1HA11	Loden
1HA12	Peacock
1HA13	Bayou *
1HA14	Blue Grotto
1HA15	Blueberry

Medley continued	
1HA22	Khaki
1HA23	Pewter
1HA24	Yellow Oxide
1HA25	Vintage Rose
1HA26	Raspberry
1HA27	Acai Berry

* Colors available on Exclave®
 Stowage Video-friendly
 Tackable Backdrop

Moiré	
54" wide	
100% recycled polyester	
3A01	Concrete
3A02	Biscotti
3A03	Rattan
3A04	Chambray
3A05	Fern
3A08	Violet
3A09	Zin
3A10	Curry
3A11	Spice
3A12	Cork

Sequel	
54" wide	
100% vinyl	
100% polyester knit backing	
Resilience® finish	
3SL01	White
3SL02	Pebble
3SL03	Mushroom
3SL04	Stone
3SL05	Chestnut
3SL06	Rattan
3SL07	Black Cherry
3SL08	Tundra
3SL09	Seal
3SL10	Blue Fog
3SL11	Folkstone
3SL12	Shale
3SL13	Slate Grey
3SL14	Charcoal
3SL15	Carbon Dark

Twist	
54" wide	
80% antimony-free polyester	
13% recycled polyester	
7% polyester	
8R05	Wicker
8R10	Poppy
8R14	Tin
8R15	Shale
8R16	Graphite
8R17	Birch
8R18	Sepia
8R22	Blueberry
8R23	Green Apple
8R26	Gunmetal
8R27	Cinder
8R28	Citrus
8R29	Pekoe
8R30	Tangerine
8R31	Red Plum
8R32	Wisteria
8R33	Forest
8R34	Jade Dark
8R35	Waterfall
8R36	Midnight Blue
8R37	Carbon Dark

Twist	
For systems products only.	
54" wide	
80% antimony-free polyester	
13% recycled polyester	
7% polyester	
5S01	Pearl
5S02	Ivory
5S03	Oyster

Proprietary Textile Colors — Workspaces

continued

Price Category 3

Appendix: Proprietary Textile Colors — Workspaces

Bento	
54" wide	
100% antimony-free polyester	
7001	Frost
7002	Linen
7003	Khaki
7004	Truffle
7005	Grey Black
7006	Pumpkin
7007	Cranberry
7008	Everglade
7009	Cobalt

Connection	
66" wide	
100% antimony-free polyester	
1FB1	Oyster
1FB2	Linen
1FB3	Iceberg
1FB4	Silver Pine
1FB5	Apricot
1FB6	Cumin
1FB7	Green Apple
1FB8	Slate Blue
1FB9	Metal

Current	
66" wide	
100% antimony-free polyester	
1FC1	Oyster
1FC2	Linen
1FC3	Iceberg
1FC4	Silver Pine
1FC5	Apricot
1FC6	Cumin
1FC7	Green Apple
1FC8	Slate Blue
1FC9	Metal

Glaze	
66" wide	
100% recycled polyester	
8Z01	Wicker
8Z02	Honey
8Z03	Porcelain
8Z04	Celadon
8Z05	Spearmint
8Z06	Rye
8Z07	Frost
8Z08	Silver Birch

Ground Cloth®	
66" wide	
100% polyester	
4701	Vapor Grey
4721	Warm White *
4722	Fog *
4723	Straw *
4724	Red Orange *
4725	Wild Berry *
4726	Green Apple *
4727	Caribbean *
4728	Midnight *
4729	Cappuccino *

* Colors available on Exclave®

Video-friendly Tackable

Boards and Stowage Tackable

Backdrop

Kira 2	
54" wide	
100% recycled polyester	
5D11	Flaxen
5D12	Papyrus
5D13	Oasis
5D14	Incense
5D15	Ash
5D16	Falcon

Savannah	
66" wide	
76% recycled polyester	
24% polypropylene	
8L01	Pearl
8L02	Oyster
8L03	Wheat
8L04	Jute
8L05	Bamboo
8L06	Metal
8L07	Linen
8L08	Celadon
8L09	Moss
8L10	Frost
8L11	Shale
8L12	Pewter

Strands	
66" wide	
100% recycled polyester	
8W01	Pebble
8W02	Porcelain
8W03	Taupe
8W04	Honey
8W05	Khaki
8W06	Rye
8W07	Wicker
8W08	Tin
8W09	Cool Grey

Proprietary Textile Colors — Workspaces

continued

Price Category 4

Glisten	
66" wide	
84% polyester	
16% recycled polyester	
2X02	Rye
2X05	Iceberg
2X07	Celadon
2X09	Pewter
2X10	Ash

Quilty	
56" wide	
100% antimony-free polyester	
GreenShield	
6S03	Khaki
6S04	Straw
6S07	Brick
6S10	Mink
6S11	Green Apple
6S13	Indigo
6S14	Zinc
6S15	Slate
6S16	Beachwood
6S17	Paprika
6S18	Plum
6S19	Juniper
6S20	Grey Black

Price Category 5-6

No fabrics available at this time.



Maharam Application Chart — Workspaces

•Available

Maharam textiles are on assigned lead times. A

See below for exception notes.

	Action Office® Panels/Connectors	Action Office/Ethospace® B-Style Flipper Doors	Action Office/Ethospace B-Style Tackboards	Action Office/Ethospace E-Style Flipper Doors	Ethospace Tiles/Connectors	Ethospace/Canvas Office Landscape® Privacy Doors	Canvas Tiles/Extended Width Tiles/Channel Tiles	Canvas B-/E-Style Flipper Doors	Canvas Tackboards	Canvas Metal Desk Hutch Back Panel	Canvas Vista™ Movable Insert and Display Unit	Pari™ Screens/Flat Edge Screens/Channel Screens	Resolve® Boundary Screens/Flags	Resolve Display Screens	Resolve Rolling Screens/Canopies	Seating
Price Category 1-2																
No fabrics available at this time.																
Price Category 3																
No fabrics available at this time.																
Price Category 4-9																
No fabrics available at this time.																
Price Category A																
No fabrics available at this time.																
Price Category B																
VQ__ Crisp - Maharam	5	•	•	•	12		•	•	•	•	•					
TL__ Messenger - Maharam *		2	2	•	12	•	•	2	•	•	•					
Price Category C																
Z27__ Manner - Maharam	2	2	2	2	•		•	2	•	•	•					•
Z3__ Metric - Maharam	2		2			•	•		•	•	•					•
TT__ Parallel - Maharam	7	•	•		•	•	•	18	•	•	•					
Price Category D																
Z34__ Unit - Maharam	•					•			•	•	•					
Price Category E																
Z32__ Skein - Maharam	2	2	2	2	•		•	2	•	•	•					•
Price Category F-K																
No fabrics available at this time.																

* Available in select colors on 20-day lead-time.

Refer to “Maharam Colors - Workspaces” for 20-day colors.

- 2 Available on all products except 54” and 60” wide.
- 5 Not available on AO partial-glazed panels.
- 7 Not available on AO or Prospects acoustical panels; not available on AO2 cable management panel face.
- 12 Not available on Ethospace tackable tiles.
- 18 Not available on Canvas E-style flipper doors.

Application Note: Herman Miller cannot guarantee material/pattern alignment in adjacent products. For example, a fabric’s pattern may not align from one screen to the next, or from one panel to the next.



Maharam Colors — Workspaces

Price Category 1-2	Price Category 3	Price Category 4-9	Price Category A
No fabrics available at this time.	No fabrics available at this time.	No fabrics available at this time.	No fabrics available at this time.

• Maharam textiles are on assigned lead times. ^A

• Fabric numbers are listed as Herman Miller fabric number/Maharam fabric number.

Maharam Colors — Workspaces

continued

Price Category B

Crisp — Maharam	
66" wide	
100% polyester	
VQ02/901420-002	Oyster
VQ04/901420-004	Driftwood
VQ05/901420-005	Quahaug
VQ13/901420-013	Admiral
VQ14/901420-014	Thunder
VQ21/901420-021	Graphite
VQ22/901420-022	Lychee
VQ23/901420-023	Persimmon
VQ24/901420-024	Kimchi
VQ25/901420-025	Marigold
VQ26/901420-026	Brut
VQ27/901420-027	Chartreuse
VQ28/901420-028	Celadon
VQ29/901420-029	Surf
VQ30/901420-030	Marble
VQ31/901420-031	Boulder
VQ32/901420-032	Bell
VQ33/901420-033	Ferry
VQ34/901420-034	Sapphire
VQ35/901420-035	Carbon
VQ36/901420-036	Owl
VQ37/901420-037	Agate

Messenger — Maharam	
54" wide	
78% recycled polyester	
15% polyester	
7% nylon	
TI07/458640-007	Shadow
TI08/458640-008	Bayou *
TI24/458640-024	Poppy
TI25/458640-025	Mao
TI29/458640-029	Onyx *
TI31/458640-031	Cloud *
TI38/458640-038	Depth *
TI40/458640-040	Nile *
TI41/458640-041	Azure *
TI45/458640-045	Cactus *

Messenger continued	
TI46/458640-046	Ice *
TI48/458640-048	Neon
TI50/458640-050	Hydrangea
TI53/458640-053	Tangelo
TI54/458640-054	Lumine *
TI58/458640-058	Snow
TI60/458640-060	Peridot
TI61/458640-061	Capri *
TI62/458640-062	Ultramarine
TI63/458640-063	Squall
TI66/458640-066	Cassis
TI67/458640-067	Aster
TI69/458640-069	Cherry
TI70/458640-070	Vibrant
TI71/458640-071	Satsuma *
TI72/458640-072	Maize
TI76/458640-076	Fossil
TI77/458640-077	Ash
TI78/458640-078	Tusk
TI79/458640-079	Oyster
TI81/458640-081	Husk
TI84/458640-084	Robust
TI85/458640-085	Beyond
TI86/458640-086	Voyage *
TI87/458640-087	Everglade
TI89/458640-089	Blanch
TI90/458640-090	Longspur
TI91/458640-091	Vireo
TI92/458640-092	Dipper
TI93/458640-093	Gale
TI94/458640-094	Hunter
TI95/458640-095	Lime
TI96/458640-096	Apple
TI97/458640-097	Krill
TI98/458640-098	Catalyst

* Colors available on
20-day lead time.

Price Category C

Manner - Maharam	
54" wide	
100% recycled polyester	
Z2701/466177-001	Magic
Z2702/466177-002	Carob
Z2703/466177-003	Porpoise
Z2704/466177-004	Flint
Z2705/466177-005	Hush
Z2706/466177-006	Nuance
Z2711/466177-011	Ember
Z2712/466177-012	Wagon
Z2713/466177-013	Ablaze
Z2714/466177-014	Peel
Z2716/466177-016	Butterscotch
Z2717/466177-017	Harvest
Z2720/466177-020	Parakeet
Z2722/466177-022	Aquatic
Z2723/466177-023	Cottage
Z2724/466177-024	Dahlia
Z2725/466177-025	Vivid
Z2726/466177-026	Basin
Z2727/466177-027	Schooner
Z2728/466177-028	Slope
Z2729/466177-029	Silverpoint
Z2730/466177-030	Lattice
Z2731/466177-031	Smoky
Z2732/466177-032	Magnetic
Z2733/466177-033	Woad
Z2734/466177-034	Resolute
Z2735/466177-035	Cruise
Z2736/466177-036	Atmospheric
Z2737/466177-037	Cloudburst
Z2738/466177-038	Tidewater
Z2739/466177-039	Firth
Z2740/466177-040	Oceanside
Z2741/466177-041	Grandeur
Z2742/466177-042	Comfort
Z2743/466177-043	Dill
Z2744/466177-044	Poplar
Z2745/466177-045	Citronella
Z2746/466177-046	Passerine

Manner continued	
Z2747/466177-047	Southwest
Z2748/466177-048	Roseate
Z2749/466177-049	Charisma
Z2750/466177-050	Siltstone
Z2751/466177-051	Kimono
Z2752/466177-052	Valliant
Z2753/466177-053	Baroness

Metric — Maharam	
54" wide	
51% recycled polyester	
49% polyester	
Z302/466014-002	Fog
Z303/466014-003	Fleece
Z312/466014-012	Cardinal
Z313/466014-013	Lava
Z318/466014-018	Pollen
Z320/466014-020	Alligator
Z323/466014-023	Tar
Z324/466014-024	Anchor
Z326/466014-026	Admiral
Z327/466014-027	Seaport
Z328/466014-028	Scuba
Z329/466014-029	Skate
Z330/466014-030	Hopscotch
Z331/466014-031	Film
Z332/466014-032	Whale
Z333/466014-033	Downpour
Z334/466014-034	Midday
Z335/466014-035	Talisman
Z336/466014-036	Hedgerow
Z337/466014-037	Snorkel
Z338/466014-038	Highway
Z339/466014-039	Canary
Z340/466014-040	Sunny
Z341/466014-041	Aztec
Z342/466014-042	Fruit
Z343/466014-043	Galah
Z344/466014-044	Kiln
Z345/466014-045	Moth

- Maharam textiles are on assigned lead times. [A](#)
- Fabric numbers are listed as Herman Miller fabric number/Maharam fabric number.

Maharam Colors — Workspaces

continued

Price Category C

continued

Parallel — Maharam	
66" wide	
100% recycled polyester	
TT01/901180-001	Chalk
TT02/901180-002	Argent
TT03/901180-003	Fog
TT17/901180-017	Sourdough
TT22/901180-022	Sterling
TT23/901180-023	Linen
TT24/901180-024	Pea
TT27/901180-027	Boulder
TT28/901180-028	Stream
TT29/901180-029	Shiitake
TT30/901180-030	Wafer
TT31/901180-031	Plank
TT32/901180-032	Brandy
TT33/901180-033	Crater
TT36/901180-036	Quail

Price Category D

Unit - Maharam	
66" wide	
100% recycled polyester	
Z3401/901889-001	Seawall
Z3402/901889-002	Limestone
Z3403/901889-003	Aluminum
Z3404/901889-004	Snow
Z3405/901889-005	Tusk
Z3406/901889-006	Nautilus
Z3407/901889-007	Beech
Z3408/901889-008	Driftwood
Z3409/901889-009	Cocoa

Price Category E

Skein - Maharam	
54" wide	
56% recycled polyester	
44% polyester	
Z3201/466170-001	Burrow
Z3202/466170-002	Thatch
Z3204/466170-004	Sumac
Z3205/466170-005	Pomegranate
Z3206/466170-006	Cavern
Z3208/466170-008	Cinder
Z3209/466170-009	Dock
Z3210/466170-010	Cadet
Z3211/466170-011	Marsh

Price Category F-K

No fabrics available at this time.

Appendix: Maharam Colors — Workspaces

- Maharam textiles are on assigned lead times. ^A
- Fabric numbers are listed as Herman Miller fabric number/Maharam fabric number.

For more information about our products and services or to see a list of dealers, please visit us at HermanMiller.com or call (800) 851 1196.

© 2019 Herman Miller, Inc., Zeeland, Michigan

Distribution Rights


Working together since 1956, Herman Miller and Vitra are the authentic sources of designs by Charles and Ray Eames, Alexander Girard, and George Nelson. All the designs shown in this book are protected by law. Herman Miller has obtained all rights to make and sell these designs. Also, Herman Miller holds exclusive worldwide manufacturing and distribution rights for these products with the following exceptions:

Charles and Ray Eames, George Nelson, and Alexander Girard—Worldwide distribution rights for furniture in all areas except Europe and the Middle East. For those areas, please contact Vitra.

Isamu Noguchi—Worldwide distribution rights for the Noguchi Rudder Table. Distribution rights for the Noguchi Table in North America and Central America only. For all other areas, please contact Vitra.

Magis—Exclusive distribution rights in the US and Canada. For all other areas, please contact Magis.

Mattiazzi—Exclusive distribution rights in the US and Canada. For all other areas, please contact Mattiazzi.

® **HermanMiller**, , Action Office, Aeron, Aside, Avive, Canvas Office Landscape, Caper, Celle, Co/Struc, Eames, Embody, Equa 2, Ergon 3, Ethospace, Exclave, Fine-Tune, FlexFront, Formcoat, Ground Cloth, Herman Miller Healthcare, Layout Studio, Maharam, Meridian, Mirra, Motia, Passage, Pellicle, Perspectives, Plex, PostureFit, Quadrant, Resolve, Sayl, Setu, Thrive, Tu, Y-Tower, and Z-Axis are among the registered trademarks of Herman Miller, Inc., and its owned subsidiaries.

™ AireWeave, Bubbletack, Cellular Suspension, Compass, Connect, Cosm, DOT, Durawrap, Everywhere, Flex-Edge, Hopsak 2, Intent, Iota, Keyless Entry, Latitude, Lino, Lyris 2, Mora, Multiscrim, Nelson, Nevi, Pedastools, Renew, Stackable, Swoop, TriFlex, Twist, Verus and Vista are among the trademarks of Herman Miller, Inc., and its owned subsidiaries.

®Chemsurf is a registered trademark of Wilsonart International.

Corian® is a registered trademark of E.I. du Pont de Nemours and Company Corporation.

FLEXNET™ is a trademark of Milliken & Company.

Floor Saver Glide® is a registered trademark of Carpin Manufacturing, Inc.

Geiger® is a registered trademark of Geiger International.

Microsoft® and Natural® Keyboard are registered trademarks of Microsoft Corporation.