



GSA prices effective April 1, 2019
(based on January 7, 2019, commercial price list)
Published April 2019

Workspaces

Canvas Office Landscape® Beam

General Services Administration Federal Supply Service Authorized Federal Supply Schedule Price List

Online access to contract ordering information, terms and conditions, up-to-date pricing, and the option to create an electronic delivery order is available through GSA Advantage!, a menu-driven database system. The Internet address for GSA Advantage! is www.gsaadvantage.gov.

Office Furniture
FSC Group 71, Part 1
Contract Number: GS-03F-036DA
Contract Period: December 21, 2015—December 20, 2020

Herman Miller, Inc.
855 East Main Avenue
Zeeland, Michigan 49464
(616) 654 3000 Phone
(616) 654 8278 Fax
www.HermanMiller.com/government

Business Size: Large

Contract Information

1a. Special Item Numbers (SIN)

SIN 71-1

Packaged Offices

SIN 711-1

Furniture Systems

SIN 711-2

Computer Furniture

SIN 711-3

Filing and Storage Cabinets

SIN 711-11

Tables and Accessories

SIN 711-16

Upholstered Seating

SIN 711-18

Multi-Purpose Seating

SIN 711-91

Project Management

Services under this SIN may be used only in conjunction with the purchase of new furniture. Please contact your local Herman Miller representative to discuss the available labor categories (listed below). The hourly rates listed are "Not To Exceed" or "NTE" values.

Furniture Project Manager: \$64.75 per hour

Furniture Project Coordinator: \$49.00 per hour

Build-Out Project Manager: \$80.00 per hour

SIN 711-93

Reconfiguration and Relocation Services

Reconfiguration and Relocation Services will be provided by Herman Miller, Inc., or its participating dealer based on a fee not to exceed \$55 per hour, which applies to services totaling \$150,000 (per SIN) and below only. Services above \$150,000 shall be negotiated on a case-by-case basis. This SIN may only be used with the purchase of new product under SIN 711-1.

See * Additional Notes for Installation & Reconfiguration and Relocation Services.

SIN 711-94

Design/Layout

Design service will be provided by Herman Miller, Inc., or its participating dealer based on a fee not to exceed \$65 per hour.

SIN 711-95

Installation Services

Installation Services will be provided by Herman Miller, Inc., or its participating dealer based on a fee not to exceed \$55 per hour (\$82.50 per hour for after-hours Installation), which applies to services totaling \$150,000 (per SIN) and below only. Services above \$150,000 shall be negotiated on a case-by-case basis.

See * Additional Notes for Installation & Reconfiguration and Relocation Services.

* Additional Notes for Installation & Reconfiguration and Relocation Services:

FOB Destination (Drop Ship): Price includes product delivery to the site, brought to the tailgate of the truck. The purchaser is responsible for unloading.

Prices effective up to the maximum order by SIN only. Above the MO, pricing shall be negotiated on a case-by-case basis between the client and local dealer.

Standard Services are Subject to the Following Conditions:

Installation will be performed during normal weekday working hours.

Adequate facilities for delivery, unloading, moving and staging/storing the product during the installation process shall be provided.

Service work will not be hindered by other trades.

Electric, heat, and adequate elevator service will be furnished without charge.

The immediate installation area shall be complete and free of debris including the carpet/flooring before installation commences.

Any work requiring a licensed electrician is the responsibility of the buyer.

Additional Charges May Apply For:

Major Metro Markets and any non-ground floor installation.

Major Metro Markets include large population centers and urban environments.

Installation in a clinical/medical environment.

Special restrictions or limits established by local laws, ordinances or the directions of the buyer, including but not limited to restrictions on transportations of materials, street access to the job site and/or dock facilities.

Installations outside of a 50 mile radius of the servicing dealer.

Local Prevailing Wage and/or Union Labor Rates.

Any additional charges shall be quoted by the dealer and approved by the buyer prior to performance of the work.

SIN 711-96

Leasing

Contact Herman Miller participating government dealer for current leasing information.

SIN 711-99

New Product Introductions

Contract Information

continued

SIN 711-500

Order-Level Materials (OLMs)

This SIN is only for products and/or services used in direct support of the purchase of new furniture. It requires approval from the ordering Contract Officer. Please contact your local Herman Miller representative to discuss the appropriate use of this SIN.

1b. Lowest Priced Model

SIN 711-1:	G9999.B	\$9
SIN 711-2:	6-5-D	\$40
SIN 711-3:	L29P.15	\$11
SIN 711-11:	DT9A.	\$39
SIN 711-16:	OA401	\$43
SIN 711-18:	AS90598	\$51
SIN 711-99:	BVP3.S	\$12

1c. Not applicable

2. Maximum Order

SIN 711-1, SIN 711-2

\$500,000 net product value

SIN 711-3, SIN 711-11

\$300,000 net product value

SIN 711-16, SIN 711-18

\$200,000 net product value

SIN 711-93

\$150,000

SIN 711-94

\$150,000

SIN 711-95

\$150,000

SIN 711-96

\$500,000 net product value

SIN 711-99

\$50,000 net product value

SIN 711-500

\$100,000

3. Minimum Order

\$100 net

4. Geographic Coverage

Continental U.S.

Orders for Alaska, Hawaii, and Puerto Rico will be shipped F.O.B. inland carrier point of exportation.

5. Point of Production

Zeeland, Ottawa County, Michigan

Spring Lake, Ottawa County, Michigan

6. Pricing

Prices shown are list. Discounts include Industrial Funding Fee.

SIN 711-1

Product: Selected Action Office 1, Action Office 2, C-Style Overhead Storage, Ethospace System, Quadrant Pedestals, Supplemental Products, Tu Pedestals, and approved Herman Miller Options Products.

Standard Lead Time	Single Order Net Purchase	Discount From List
	\$100 - 250,000	73.8%
	\$250,001 - 500,000	76.8%

SIN 711-1

Product: Selected Nevi™ Tables, Renew™ Tables, Renew Link and approved Herman Miller Options Products

Standard Lead Time	Single Order Net Purchase	Discount From List
	\$100 - 500,000	73.8%

SIN 711-1

Product: Selected Motia™ Tables, and approved Herman Miller Options Products

Standard Lead Time	Single Order Net Purchase	Discount From List
	\$100 - 500,000	73.8%

SIN 711-1

Product: Tu Wood Pedestals and approved Herman Miller Options Products

Standard Lead Time	Single Order Net Purchase	Discount From List
	\$100 - 300,000	74.3%

SIN 711-1

Product: Selected Canvas Office Landscape (Beam, Dock, Group, Metal Storage, Private Office, Vista, Wall, and Wood Storage) and approved Herman Miller Options Products

Standard Lead Time	Single Order Net Purchase	Discount From List
	\$100 - 500,000	74.8%

Contract Information

continued

SIN 711-1

Product: Selected Layout Studio® and approved Herman Miller Options Products

Standard Lead Time	Single Order Net Purchase	Discount From List
	\$100 - 500,000	60.7%

SIN 711-1

Product: Selected Meridian Pedestals and approved Herman Miller Options Products

Standard Lead Time	Single Order Net Purchase	Discount From List
	\$100 - 500,000	64.2%

SIN 711-1

Product: Selected Thrive Portfolio and approved Herman Miller Options Products

Standard Lead Time	Single Order Net Purchase	Discount From List
	\$100 - 250,000	62%
	\$250,001 - 500,000	66.4%

SIN 711-2

Product: Approved Herman Miller Options Products

Standard Lead Time	Single Order Net Purchase	Discount From List
	\$100 - 500,000	58.7%

SIN 711-3

Product: Meridian Laterals, Towers, and Storage products and approved Herman Miller Options Products

Standard Lead Time	Single Order Net Purchase	Discount From List Laterals	Discount From List Verticals	Towers & Storage
	\$100 - 300,000	67.3%	66.3%	62.7%

SIN 711-3

Product: Tu Lateral Files, Tu Storage, Tu Towers, Tu Wood Cases, Tu Wood Cubbies, Tu Wood Credenzas, Tu Wood Towers, and approved Herman Miller Options Products

Standard Lead Time	Single Order Net Purchase	Discount From List
	\$100 - 300,000	74.3%

SIN 711-11

Product: Selected Tables and Accessories and approved Herman Miller Options Products

Standard Lead Time	Single Order Net Purchase	Discount From List
Avive® Tables	\$100 - 250,000	72.8%
	\$250,001 - 500,000	74.8%
Herman Miller Eames® Tables	\$100 - 250,000	73.6%
	\$250,001 - 300,000	77.6%
Everywhere™ Tables	\$100 - 300,000	72.8%

SIN 711-16

Product: Swoop upholstered seating products and approved Herman Miller Options Products

Standard Lead Time	Single Order Net Purchase	Discount From List
Plex Lounge Furniture	\$100 - 200,000	59.5%
Swoop™	\$100 - 200,000	60.7%

SIN 711-18

Product: Selected Seating and approved Herman Miller Options Products

Standard Lead Time	Single Order Net Purchase	Discount From List
Aeron®	\$100 - 200,000	64.5%
Aside®	\$100 - 200,000	64.2%
Caper®	\$100 - 200,000	61.5%
Celle®	\$100 - 200,000	59.7%
Cosm™	\$100 - 200,000	61.7%
Embody®	\$100 - 200,000	59.7%
Keyn	\$100 - 200,000	57.7%
Lino™	\$100 - 200,000	63.7%
Mirra® 2	\$100 - 200,000	61.7%
Sayl®	\$100 - 200,000	62.2%
Setu®	\$100 - 200,000	59.7%
Verus™	\$100 - 200,000	63.7%

SIN 711-99

Product: Selected Exclave™, Locale®, Public Office Landscape®, Resolve® System, and approved Herman Miller Options Products

Standard Lead Time	Single Order Net Purchase	Discount From List
Exclave	\$100 - 50,000	61.7%
Intent Solution	\$100 - 50,000	58.7%
Locale	\$100 - 50,000	63.7%
Public Office Landscape	\$100 - 50,000	61.7%
Resolve System	\$100 - 50,000	69.8%

Contract Information

continued

7. Quantity Discounts

Reference item #6.

8. Payment Term

Net 30 days

9. Government Commercial Credit Card

- Government commercial credit cards are accepted below the micropurchase threshold.
- Government commercial credit cards are accepted above the micropurchase threshold.

10. Foreign Items

None

11. Time of Delivery

- 90 day ARO
- Expedited delivery: Items listed in the 10-Day section of the catalogs are available for expedited delivery.
- Overnight/2-day delivery: Select items may be available for overnight or 2-day delivery. Contact Herman Miller or a participating dealer for availability and rates.
- Urgent requirements: Agencies may contact contractor or participating dealer to request faster delivery.

12. F.O.B.

F.O.B. destination except Alaska, Hawaii, and Puerto Rico, which will be shipped F.O.B. inland carrier point of exportation.

13. Ordering Address

- Herman Miller, Inc.,
Government Customer Care 0161
855 East Main Avenue
Zeeland MI 49464.
- For supplies and services, the ordering procedures information on Blanket Purchase Agreements (BPA's) and a sample BPA can be found at the GSA/FSS Schedule homepage (www.fss.gsa.gov/schedules).

14. Payment Address.

Herman Miller, Inc.
22764 Network Place
Chicago, IL 60673-1227

15. Warranty

Herman Miller, Inc., commercial warranty applies.

16. Export Packing Charge

Prices supplied on request.

17. Terms and Conditions of Government Purchase Card Acceptance

(any thresholds above the micropurchase level)

None.

18. Rental Maintenance and Repair Terms

Not applicable

19. Terms and Conditions of Installation

Installation Services will be provided by Herman Miller, Inc., or its participating dealer based on a fee not to exceed \$55 per hour (\$82.50 per hour for after-hours Installation), which applies to services totaling \$150,000 (per SIN) and below only. Services above \$150,000 shall be negotiated on a case-by-case basis.

Additional Notes for Installation & Reconfiguration and Relocation Services:

FOB Destination (Drop Ship): Price includes product delivery to the site, brought to the tailgate of the truck. The purchaser is responsible for unloading.

Prices effective up to the maximum order by SIN only. Above the MO, pricing shall be negotiated on a case-by-case basis between the client and local dealer.

Standard Services are Subject to the Following Conditions:

Installation will be performed during normal weekday working hours.

Adequate facilities for delivery, unloading, moving and staging/storing the product during the installation process shall be provided.

Service work will not be hindered by other trades.

Electric, heat, and adequate elevator service will be furnished without charge.

The immediate installation area shall be complete and free of debris including the carpet/flooring before installation commences.

Any work requiring a licensed electrician is the responsibility of the buyer.

Additional Charges May Apply For:

Major Metro Markets and any non-ground floor installation.

Major Metro Markets include large population centers and urban environments.

Installation in a clinical/medical environment.

Special restrictions or limits established by local laws, ordinances or the directions of the buyer, including but not limited to restrictions on transportations of materials, street access to the job site and/or dock facilities.

Installations outside of a 50 mile radius of the servicing dealer.

Local Prevailing Wage and/or Union Labor Rates.

Any additional charges shall be quoted by the dealer and approved by the buyer prior to performance of the work.

Contract Information

continued

20. Terms and Conditions of Repair Parts

Not applicable

21. Service and Distribution Points

For service and distribution points nearest you, call (800) 851 1196.

22. Participating Dealers

Access Herman Miller web site for current list of participating dealers: www.HermanMiller.com/government.

23. Preventive Maintenance

Not applicable

24a. Special Attributes.

2018

Herman Miller receives the Corporation of the Year—Consumer Products award from the Michigan Minority Supplier Development Council.

Herman Miller achieves the Advanced Excellence in Supplier Diversity Award from the Great Lakes Women's Business Council for doing business with women-owned suppliers.

As one of the top-scoring companies in the industry for the fourteenth consecutive year, Herman Miller has qualified for inclusion in RobecoSAM's 2018 Sustainability Yearbook and received the Silver Class distinction for excellent sustainability performance—economic, environmental, and social.

Aeron receives Good Design Award from The Chicago Athenaeum Museum of Architecture and Design.

The Cosm Chair won the 2018 Best of NeoCon Gold Award in the Ergonomic Seating Category, the Interior Design HiP Award in the Ergonomic Seating Category, and a #MetropolisLikes Award. Cosm also won Mix Interiors "Product of the Year—Task" award.

For the 11th consecutive year, Herman Miller received a perfect score on the Corporate Equality Index and we were designated as Best Place to Work for LGBT equality. This report evaluates U.S. companies in terms of diversity, particularly their LGBT-related policies and practices.

2017

Herman Miller was named the 2017 "Corporation of the Year" in the consumer products sector by the Michigan Minority Supplier Development Council (MMSDC).

Herman Miller has received a 2017 SEAL (Sustainability, Environmental Achievement and Leadership) Business Sustainability Award.

Herman Miller has earned the 4 Star Diversity Visionary Award. This award celebrates the diversity, equality, and inclusion work of Herman Miller. The award is presented at the annual Diversity Equity Inclusion Summit, held by the Grand Rapids Area Chamber of Commerce.

Herman Miller named one of the Best and Brightest in Wellness for the fifth year in a row.

Working Mother magazine has recognized Herman Miller as one of the 2017 Working Mother 100 Best Companies.

Herman Miller earned our tenth consecutive perfect score in Human Rights Campaign (HRC) Foundation's 2017 Corporate Equality Index.

As one of the top-scoring companies in our industry for the thirteenth consecutive year, Herman Miller has qualified for inclusion in RobecoSAM's 2017 Sustainability Yearbook and received the Bronze Class distinction for our excellent economic, environmental, and social sustainability performance.

Herman Miller has once again earned the WorldatWork Seal of Distinction, a unique standard of excellence in work-life effectiveness that shows we provide a distinct, mutually beneficial workplace experience.

2016

Herman Miller was recognized as the Business of the Year at the Annual Meeting of the West Michigan Environmental Action Council (WMEAC). This award goes to the business with the greatest depth and breadth of support, unwavering dedication to environmental action in West Michigan, and a strong corporate commitment to environmental advocacy.

The 101 Best and Brightest Sustainable Companies once again (fifth consecutive year) recognized Herman Miller as an organization in Michigan (and for the first time, in the nation) that exhibits leadership and innovation in its approach to sustainability.

Herman Miller has been recognized by the Michigan Minority Supplier Development Council (MMSDC), as a "Corporation of the Year", and we also received a "2016 Excellence in Supplier Diversity Award" from the Great Lakes Women's Business Council. Additionally, we are the only West Michigan company this year to receive an "Ambassadors Championing Excellence" Award from the MMSDC.

Plex Lounge Furniture from Herman Miller receives #MetropolisLikes award at NeoCon 2016.

Plex Lounge Furniture from Herman Miller receives Interior Design HiP Award for Workplace Seating/Lounge at NeoCon 2016.

Spot Stools from Herman Miller Collection receive Interior Design HiP Award for Hospitality Seating at NeoCon 2016.

Contract Information

continued

Herman Miller has been named a 2020 Women on Boards Winning Company. Companies selected for this recognition are considered champions of board diversity as 20 percent or more of their board seats are occupied by women.

Herman Miller selected for inclusion in the 2016 RobecoSAM Sustainability Yearbook for twelfth consecutive year.

Herman Miller again earns the WorldatWork Work-Life 2016 Seal of Distinction. This award identifies organizations that focus on programs that promote work-life balance and overall well-being.

2015

Herman Miller earns ninth consecutive perfect score in Human Rights Campaign (HRC) Foundation's 2016 Corporate Equality Index and we were designated as Best Place to Work for LGBT equality.

This is the fourth consecutive year that Herman Miller was named one of Michigan's Best and Brightest Sustainable Companies.

Herman Miller has received the Best and Brightest in Wellness Award for the third year in a row. This program is an innovative initiative that recognizes and celebrates quality and excellence in health awareness.

Herman Miller received the Forest Stewardship Council (FSC) Leadership Award for longstanding commitment to manufacturing with wood sourced from responsibly managed forests, which reduces environmental impacts by protecting against deforestation and forest degradation.

Herman Miller accepted its second Excellence in Reusable Packaging Award from the Reusable Packaging Association.

Herman Miller has once again been recognized for its commitment to best-in-class economic, environmental, and societal sustainability, earning a spot on the prestigious Dow Jones Sustainability Index (DJSI) for the twelfth consecutive year. We are the only contract furniture company recognized globally for its corporate sustainability leadership.

Herman Miller selected for inclusion in the 2015 RobecoSAM Sustainability Yearbook; awarded Bronze Class distinction for excellent sustainability performance for the second consecutive year.

Herman Miller received a Michigan Business Pollution Prevention (MBP3) Certificate – a recognition given by the Michigan Department of Environmental Quality (MDEQ) to organizations committed to environmental stewardship, conservation, and sustainable operations. This basic partnership with the MDEQ, which we've maintained since 1998, makes us eligible for our Clean Corporate Citizen (CCC) status that began in 2004 and our Environmental Leader status, which we received for the first time this past year.

MedAssets named Herman Miller Healthcare as Platinum Suppliers. MedAssets, a large group purchasing organization, helps providers enhance operational and financial performance so they can sustainably serve the needs of their community.

Herman Miller honored with five of 20 spots for the Michigan Environmental Leaders Award by the Michigan Department of Environmental Quality for our outstanding, voluntary environmental stewardship.

Renew Sit-to-Stand tables recognized on Record Products 2014 list by Architectural Record.

Herman Miller was again awarded a perfect score in the 2015 Corporate Equality Index. This is the eighth consecutive year we received a perfect score.

2014

Herman Miller has received the Best and Brightest in Wellness Award for the second year in a row. This program is an innovative initiative that recognizes and celebrates quality and excellence in health awareness.

Herman Miller's Locale wins International Design Excellence Awards (IDEA) Gold in the Office & Productivity category.

Herman Miller achieves eleventh consecutive listing on Dow Jones Sustainability World Index, an international stock portfolio that evaluates the annual performance of the world's largest 2500 companies using economic, environmental, and social criteria, known as the "triple bottom line" of sustainability.

2013

Herman Miller achieves tenth consecutive listing on Dow Jones Sustainability World Index.

Herman Miller has received the Best and Brightest in Wellness Award. This program is an innovative initiative that recognizes and celebrates quality and excellence in health awareness.

Herman Miller Earns Perfect Score on the Corporate Equality Index. We are one of only 303 major U.S. businesses to receive a perfect score in 2013, an achievement we have now obtained seven years in a row.

Herman Miller is listed in Forbes Magazine inaugural "Platinum List" of America's 400 best managed, large companies.

For the second consecutive year, Herman Miller is honored as one of West Michigan's "101 Best and Brightest Sustainable Companies".

2012

Herman Miller accepted its first Excellence in Reusable Packaging Award from the Reusable Packaging Association.

Contract Information

continued

Herman Miller is named “Corporation of the Year” in the commercial products sector by the Michigan Minority Supplier Development Council.

In July 2012 Herman Miller was inducted into the Made in the USA Hall of Fame. Herman Miller is one of only 20 companies across the nation to receive this distinction.

Herman Miller achieves ninth consecutive listing on Dow Jones Sustainability World Index.

Herman Miller is honored as one of West Michigan’s 101 Best and Brightest Sustainable Companies.

The Sustainable Asset Management (SAM) group selected Herman Miller for inclusion in “The Sustainability Yearbook 2012” and has awarded Herman Miller both the “SAM Sector Leader” and “SAM Sector Mover” distinctions.

Herman Miller was named one of 16 Section Leaders on Climate Counts 2011-2012 Scorecard Report, making us the industry leader for Home and office Furnishings.

SGS International Certification Services, Inc., recognizes Herman Miller’s manufacturing sites, Midwest Distribution Center, and Design Yard for initial certification to the OHSAS 18001 standard as well as re-certification to ISO 14001.

2011

Trust Across America, a company dedicated to unraveling the complexities of trustworthy business behavior, listed Herman Miller as one of their “Top Ten Most Trustworthy Companies in America 2011.”

The U.S. Environmental Protection Agency (EPA) selected Herman Miller, as a WasteWise Gold Achievement—Climate Change winner.

Herman Miller achieves eighth consecutive listing on Dow Jones Sustainability World Index, an international stock portfolio that evaluates the annual performance of the world’s largest 2500 companies using economic, environmental, and social criteria, known as the “triple bottom line” of sustainability.

The Michigan Minority Supplier Development Council (MMSDC) named Herman Miller as its “Corporation of the Year” in the commercial products sector. This was the fifth time Herman Miller has received this award since 2005.

Herman Miller accepted its third Neighborhood Environmental Partners (NEP) award from the Michigan Department of Natural Resources and Environment.

Herman Miller receives the Reader’s Choice award from TreeHugger’s Best of Green: Design and Architecture category for the SAYL chair.

Herman Miller earns Citibank’s Global Environmental Vendor of the Year award.

The SAYL chair from Herman Miller was dubbed the “Product Design of the Year” from the 2010 International Design Awards (IDA) jury.

Herman Miller Healthcare’s Compass system was awarded a 2011 Medical Design Excellence Award (MDEA) for its research-based design and ability to be used in a variety of healing spaces, while simultaneously improving the overall delivery of healthcare.

The Sustainable Asset Management (SAM) Group selected Herman Miller for inclusion in the “Sustainability Yearbook 2011” and awarded us both the “SAM Sector Leader” and “SAM Sector Mover” distinctions.

Herman Miller has received the top rating for a fourth consecutive year in the Human Rights Campaign (HRC) Foundation’s eighth annual Corporate Equality Index. The “Best Places to Work for LGBT Equality” distinction is awarded to businesses that scored 100% on the HRC Foundation’s 2011 Corporate Equality Index.

Herman Miller again tops contract furniture industry in FORTUNE’s ‘Most Admired’ Companies survey. For the 23rd time in 25 years.

24b. Section 508 Compliance

Not applicable

25. Data Universal Numbering System (DUNS): 00-601-2801

26. Registered in System for Award Management (www.SAM.gov) Database

27. Cancellation

Prior to production, no cancellation charge will apply. After production, only actual cost incurred that the contractor can demonstrate if items are sold after 3 months.

28. Restocking Charges

Agencies must notify the contractor for authorization prior to returning any items. The customer agency will be required to pay all packaging and return freight charges. A restocking fee of 50% for Systems Furniture and 35% for all other product lines will be charged for any returned items.

Herman Miller Miscellaneous Information:

Federal ID Number: 38-0837640

Commercial and Government Entity Code (CAGE): 40636

Data Universal Numbering System (DUNS) 00-601-2801

Commercial Entity Code (CEC): 00702290J

Introduction	page 2
Canvas Office Landscape® Beam	3
Structure	5
Surfaces	24
Screens	33
Indices	35
By Name	35
By Number	37
Appendices	
20-Day or Less/Assigned Lead-Time Order Information	
Keyed-Alike Information	
Vary Easy Program	
Canvas Office Landscape Connectors and Covers Matrix	
Stain-to-Match Program	
For the latest materials information, refer to the Materials pages on HermanMiller.com.	

A Note on the Organization of This Book

There are a few signals that will help you understand the organization of this book. Once you know them, you should be able to find your way around easily.

Like a newspaper, this book is formatted with columns of text and illustrations that run vertically.

Information wraps from one column to the next and continues for as many pages as it needs to.

Black bars are clues.

A black bar at the top of a page signals the start of information about a product.

This information is divided into two sections, each signaled by a black bar. Product Information includes a description, additional notes, and dimensional drawings. Specification Information, which always begins at the top of a column, includes a series of steps. Each step represents a decision you need to make in order to complete your product number. Steps must be followed sequentially. The number of pages needed to complete information on a product varies; some will be complete in one page; others may fill three or four pages. Just continue going through the steps until you run into the next product, signaled by the black bar at the top of the page.

Black tabs running along the outside edge of the page help you locate what section you are in or what section you want to go to. You can thumb forwards or backwards to find a section; tabs and text appear on both sides of the page.

The additional pages in the back of the book include the appendices and indices. They are signaled by a long black bar running along the outside edge of the page.

The index is presented two ways.

The first index is in alphabetical order by product name. It can be helpful if you are new to the products and numbering scheme or if you are looking for a type of product, such as work chair or round table. The second index is by product number. It lists, in alphanumeric order, the base product number, typically a five-digit number.

This book is effective April 1, 2019, subject to change without notice. Products may be purchased from authorized Herman Miller dealers who will quote prices upon request. For more information about our products and services or to see a list of dealers, visit www.HermanMiller.com.


All prices are list prices in US Dollars. Additional services, such as planning services, design, storage, and installation, are not included and must be added to these prices when the additional services are requested.


Illustrations, specifications, and prices are based on the latest information at the time of publication. The right is reserved to make changes at any time without notice in prices, fabrics, finishes, materials, specifications, and models, and also to discontinue models and finishes.

Dimensions shown in the drawings are engineering drawing dimensions rounded up to the nearest 1/8". Product is shipped set up or knocked down. Products that include "Shipped knocked down" in the description require some assembly. If this statement does not appear in the description, the product is shipped assembled.

Service problems are normally handled by a Herman Miller authorized dealer. Where this cannot be accomplished on a local level, service problems should be referred to the Customer Care Representative for your region, Herman Miller, Inc., Zeeland, Michigan 49464.

20-Day or Less/Assigned Lead-Time Shipments

All products and options in this price book not designated by an Assigned Program icon  will ship in **20 business days or less** after being acknowledged by Herman Miller.

Products and options designated by an  are on the assigned lead-time program and may ship in 20 days, less than 20 days, or more than 20 days from order acknowledgement.

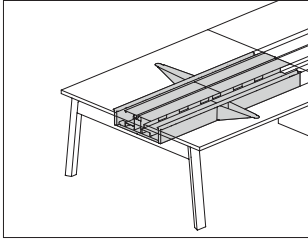
Structure

Surfaces

Screens







Product Information

Description

This beam attaches to support components and other beams to create the horizontal structure for supporting surfaces in double-sided beam applications. It has a center trough for routing power and data, back-to-back hinged access doors, and a center accessory channel. The trough accommodates modular or hard-wired electrical components. The doors run the entire length of the beam and provide access to the concealed receptacles and data outlets in the trough. The accessory channel allows attachment of an optional beam-attached screen. Receptacle covers, data outlet covers, surface cantilevers, and surface attachment hardware are included.

Notes

Specify 60"-deep option (60) for use with 30"-deep surfaces. Specify 72"-deep option (72) for use with 36"-deep surfaces.

Beam sections of any width can be connected with in-line beam connector (FW123.) to create a run up to 24' long.

48"- and 60"-wide beam sections include 1 surface cantilever per side.

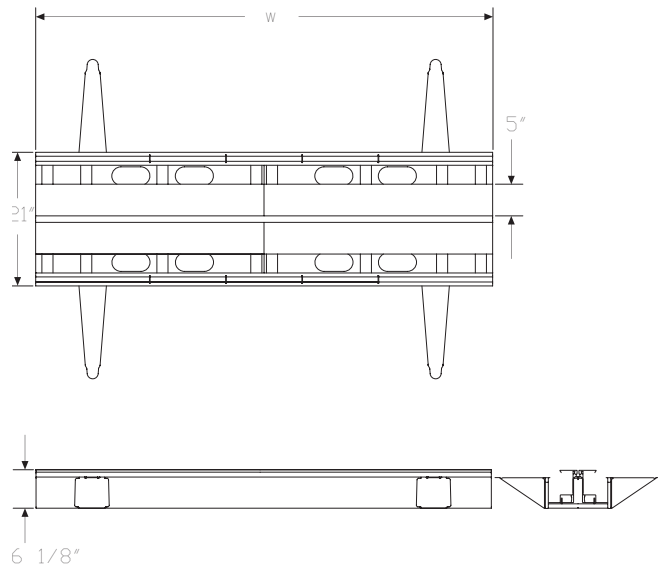
72"- and 96"-wide beam sections include 2 surface cantilevers per side.

For hard-wired electrical, components must be customer supplied.

Order the following products separately:

- Beam accessory channel trim strip (FW124.)
- Glass screen, beam-attached (FW410.)
- End Support, open (FW130.)
- In-line beam connector (FW123.)
- Mid-run support, closed (FW132.)
- Mid-run support, open (FW133.)
- Power harness (FW150.)
- Squared-edge rectangular surface, end position (FW210.)
- Squared-edge rectangular surface, middle position (FW211.)

Dimensions

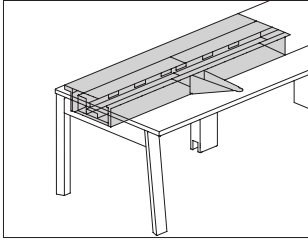


Beam Section, Double-Sided

continued

Canvas Office Landscape® Structure

Specification Information		
Step 1.		
FW120.	A	
Step 2. Assembled Table Depth		
60	60" deep	A
72	72" deep	A
Step 3. Width		
48	48" wide	A
60	60" wide	A
72	72" wide	A
96	96" wide	A
Step 4. Power/Data Access		
A	continuous access doors	A
Prices for Steps 1-4.		
		A
FW120. 60	48	\$2388
	60	\$2866
	72	\$3372
	96	\$4263
72	48	\$2514
	60	\$2991
	72	\$3500
	96	\$4391
Step 5. Access Door/Accessory Channel Finish		
AN	clear anodized aluminum	A +\$0



Product Information

Description

This beam attaches to support components and other beams to create the horizontal structure for supporting surfaces in single-sided beam applications. It has a trough for routing power and data, hinged access doors, and an accessory channel. The trough accommodates modular or hard-wired electrical components. The doors run the entire length of the beam and provide access to the concealed receptacles and data outlets in the trough. The accessory channel allows attachment of an optional beam-attached screen. Receptacle covers, data outlet covers, surface cantilevers, and surface attachment hardware are included.

Notes

Specify 30"-deep option (30) for use with 30"-deep surfaces. Specify 36"-deep option (36) for use with 36"-deep surfaces.

Beam sections of any width can be connected to create a run up to 24' long.

48"- and 60"-wide beam sections include 1 surface cantilever. 72"- and 96"-wide beam sections include 2 surface cantilevers.

For hard-wired electrical, components must be customer supplied.

Order the following products separately:

In-line beam connector (FW123.)

End Support, open (FW130.)

Mid-run support, closed (FW132.)

Mid-run support, open (FW133.)

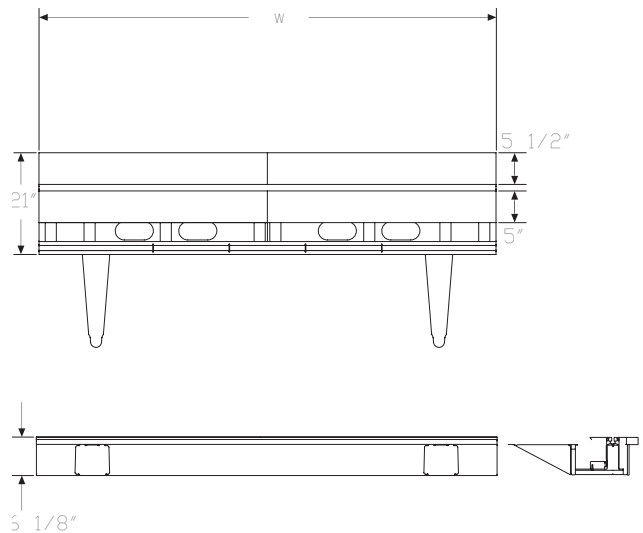
Power harness (FW150.)

Squared-edge Rectangular Surface, End Position (FW210.)

Squared-edge Rectangular Surface, Middle Position (FW211.)

Beam Accessory Channel Trim Strip (FW124.)

Dimensions



Beam Section, Single-Sided

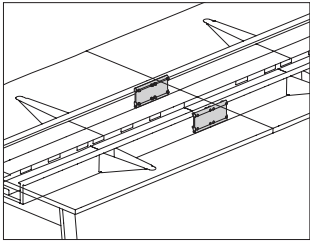
continued

Canvas Office Landscape® Structure

Specification Information		
Step 1.		
FW121. <input type="text" value="A"/>		
Step 2. Assembled Table Depth		
30	30" deep <input type="text" value="A"/>	
36	36" deep <input type="text" value="A"/>	
Step 3. Width		
48	48" wide <input type="text" value="A"/>	
60	60" wide <input type="text" value="A"/>	
72	72" wide <input type="text" value="A"/>	
96	96" wide <input type="text" value="A"/>	
Step 4. Power/Data Access		
A	continuous access doors <input type="text" value="A"/>	
Prices for Steps 1-4.		
		A
FW121.30	48	\$2156
	60	\$2588
	72	\$3047
	96	\$3851
36	48	\$2218
	60	\$2649
	72	\$3110
	96	\$3912
Step 5. Access Door/Accessory Channel Finish		
AN	clear anodized aluminum <input type="text" value="A"/>	+\$0
Step 6. Back Panel Finish		
8Q	folkstone grey <input type="text" value="A"/>	+\$0
91	white <input type="text" value="A"/>	+\$0
98	studio white <input type="text" value="A"/>	+\$0
BK	black <input type="text" value="A"/>	+\$0
G1	graphite <input type="text" value="A"/>	+\$0
MS	metallic silver <input type="text" value="A"/>	+\$0
WL	sandstone <input type="text" value="A"/>	+\$0

In-Line Beam Connector

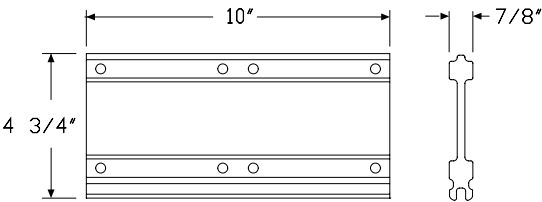
FW123.



Product Information
Description
This connector joins two single-sided or double-sided beam sections in-line to create longer beam lengths. Attachment hardware and a ganging plate for securing adjacent surfaces are included.
Notes
Order the following products separately:
<ul style="list-style-type: none">• Beam section, double-sided (FW120.)• Beam section, single-sided (FW121.)
Dimensions

Specification Information
Step 1.
FW123. A
Step 2. Type
S for single-sided beam section A
D for double-sided beam section A
Prices for Steps 1-2.
FW123. S \$199
D \$199

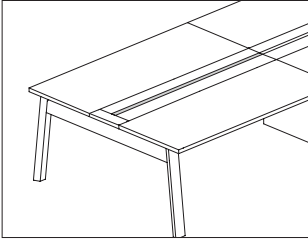
Canvas Office Landscape® Structure



Trim Strip, Beam Accessory

FW124.

Channel



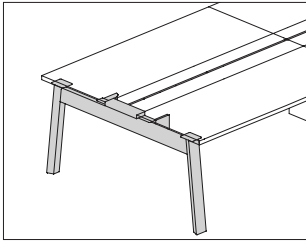
Product Information
Description
This aluminum trim strip can be used to fill an unused section of the beam accessory channel. It can be field cut to the desired length.
Notes
Trim strip does not need to match the width of the beam section.
Dimensions



Specification Information
Step 1.
FW124. <input type="text" value="A"/>
Step 2. Length
48 48" long <input type="text" value="A"/>
60 60" long <input type="text" value="A"/>
72 72" long <input type="text" value="A"/>
96 96" long <input type="text" value="A"/>
Prices for Steps 1-2.
FW124. 48 \$114
60 \$137
72 \$160
96 \$204
Step 3. Surface Finish
AN clear anodized aluminum <input type="text" value="A"/> +\$0

End Support, Open

FW130.



Product Information

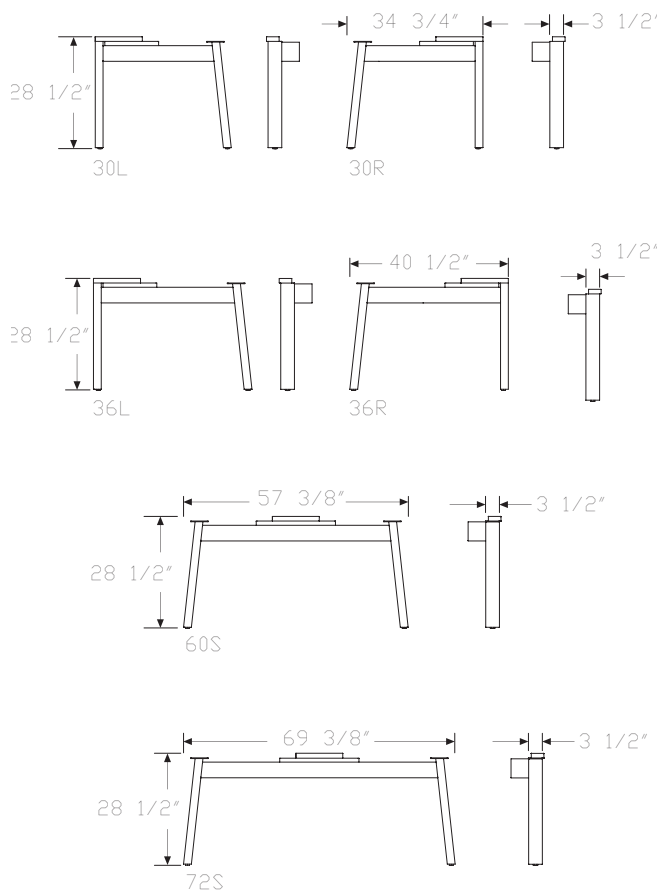
Description

This support attaches to either end of a single-sided or double-sided beam run and has glides that provide 2" of leveling adjustment. A power/data trough end cap and attachment hardware are included.

Notes

For appropriate planning and stability requirements, see Canvas Planning Guide.

Dimensions



Specification Information

Step 1.

FW130. [A]

Step 2. Depth

30L 30" deep single-sided, left-hand [A]
30R 30" deep single-sided, right-hand [A]
36L 36" deep single-sided, left-hand [A]
36R 36" deep single-sided, right-hand [A]
60S 60" deep double-sided, non-handed [A]
72S 72" deep double-sided, non-handed [A]

Step 3. Power/Data Access

A for use with beam with access doors [A]

Prices for Steps 1-3.

	A
FW130. 30L	\$1457
30R	\$1457
36L	\$1511
36R	\$1511
60S	\$1538
72S	\$1593

Step 4. Leg Body/Horizontal Cross Bar Finish

8Q	folkstone grey [A]	+\$0
91	white [A]	+\$0
98	studio white [A]	+\$0
BK	black [A]	+\$0
G1	graphite [A]	+\$0
MS	metallic silver [A]	+\$0
WL	sandstone [A]	+\$0

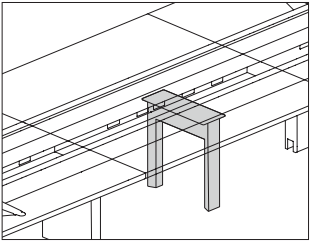
Step 5. Leg Face Finish

8Q	folkstone grey [A]	+\$0
91	white [A]	+\$0
98	studio white [A]	+\$0
AN	clear anodized aluminum [A]	+\$20
BK	black [A]	+\$0
G2	graphite satin [A]	+\$0
MS	metallic silver [A]	+\$0
WL	sandstone [A]	+\$0

Step 6. Power/Data Trough End Cap Finish

AN	clear anodized aluminum [A]	+\$0
-----------	-----------------------------	------

Mid-Run Support, OpenFW133.



Canvas Office Landscape® Structure

Product Information

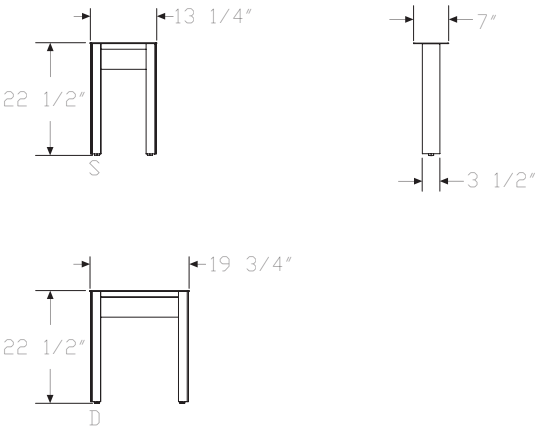
Description

This support attaches between end supports on double-sided beam runs greater than 12’ long and has glides that provide 2” of leveling adjustment. Attachment hardware is included.

Notes

Support can attach to beam sections in 6” intervals.
Power/Data cannot be routed through the support.
For appropriate planning and stability requirements, see Canvas Planning Guide.

Dimensions



Specification Information

Step 1.

FW133. [A]

Step 2. Depth

S for single-sided beam section [A]
D for double-sided beam section [A]

Prices for Steps 1-2.

FW133. S	\$1024
D	\$906

Step 3. Support Body Finish

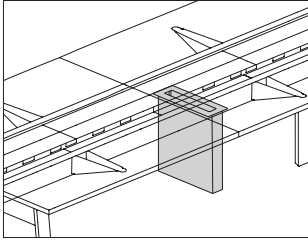
8Q	folkstone grey [A]	+\$0
91	white [A]	+\$0
98	studio white [A]	+\$0
BK	black [A]	+\$0
G1	graphite [A]	+\$0
MS	metallic silver [A]	+\$0
WL	sandstone [A]	+\$0

Step 4. Support Face Finish

8Q	folkstone grey [A]	+\$0
91	white [A]	+\$0
98	studio white [A]	+\$0
BK	black [A]	+\$0
G2	graphite satin [A]	+\$0
MS	metallic silver [A]	+\$0
WL	sandstone [A]	+\$0
AN	clear anodized aluminum [A]	+\$20

Mid-Run Support, Closed

FW132.



Product Information

Description

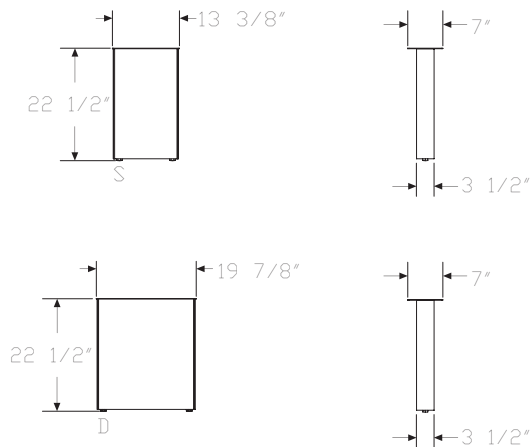
This support attaches between end supports on double-sided beam runs greater than 12' long. It can be specified with or without the ability to route power/data inside the support from the floor to the beam section. The support has glides that provide 2" of leveling adjustment. Attachment hardware is included.

Notes

Support can attach to beam sections in 6" intervals.

For appropriate planning and stability requirements, see Canvas Planning Guide.

Dimensions



Specification Information

Step 1.

FW132. ☐

Step 2. Depth

S for single-sided beam section ☐

D for double-sided beam section ☐

Step 3. Power

P powered ☐

N nonpowered ☐

Prices for Steps 1-3.

	P	N
FW132. S	\$852	852
D	\$745	745

Step 4. Support Body Finish

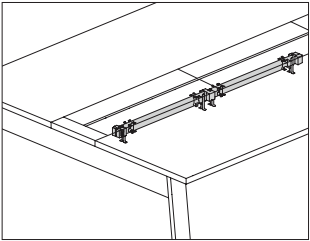
8Q	folkstone grey <input type="checkbox"/>	+\$0
91	white <input type="checkbox"/>	+\$0
98	studio white <input type="checkbox"/>	+\$0
BK	black <input type="checkbox"/>	+\$0
G1	graphite <input type="checkbox"/>	+\$0
MS	metallic silver <input type="checkbox"/>	+\$0
WL	sandstone <input type="checkbox"/>	+\$0

Step 5. Support Face Finish

8Q	folkstone grey <input type="checkbox"/>	+\$0
91	white <input type="checkbox"/>	+\$0
98	studio white <input type="checkbox"/>	+\$0
BK	black <input type="checkbox"/>	+\$0
G2	graphite satin <input type="checkbox"/>	+\$0
MS	metallic silver <input type="checkbox"/>	+\$0
WL	sandstone <input type="checkbox"/>	+\$0
AN	clear anodized aluminum <input type="checkbox"/>	+\$20

Power Harness

FW150.



Canvas Office Landscape® Structure

Product Information

Description

This harness converts a nonpowered beam section to a powered beam section. It distributes up to 4 20-amp circuits and provides receptacle locations on both sides. The harness is UL listed and Canadian UL listed.


Notes

Match power harness width to beam section width.

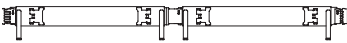
48"-, 60"-, and 72"-wide harnesses provide 8 receptacle locations; 4 per side.

96"-wide harnesses provide 16 receptacle locations; 8 per side.

Dimensions



48



60, 72



96

Specification Information

Step 1.

FW150. ☐ A

Step 2. Configuration

08 8-wire, 4-circuit, shared neutral ☐ A

10 10-wire, 4-circuit, separate neutrals ☐ A

Step 3. Width

48 48" wide ☐ A

60 60" wide ☐ A

72 72" wide ☐ A

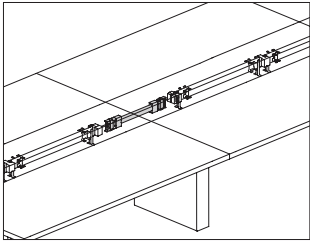
96 96" wide ☐ A

Prices for Steps 1-3.

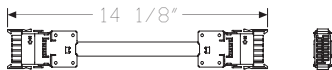
	48	60	72	96
FW150.08	\$248	289	329	450
10	\$285	332	379	517

Harness-to-Harness Jumper

FW151.



Product Information
Description
This power jumper is used to connect power harnesses in adjacent beam sections. It connects into the end of each harness without consuming any receptacle locations. The power jumper is UL listed and Canadian UL listed.
Notes
Specify 8-wire jumper to connect 8-wire power harnesses. Specify 10-wire jumper to connect 10-wire power harnesses.
Dimensions

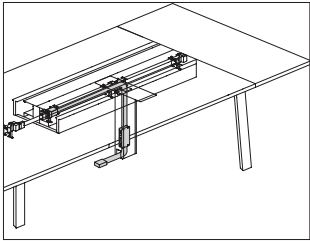


Specification Information
Step 1.
FW151. A
Step 2. Configuration
08 8-wire, 4-circuit, shared neutral A
10 10-wire, 4-circuit, separate neutrals A
Step 3. Jumper Application
S for straight harness connections A
Prices for Steps 1-3.
FW151. 08
10

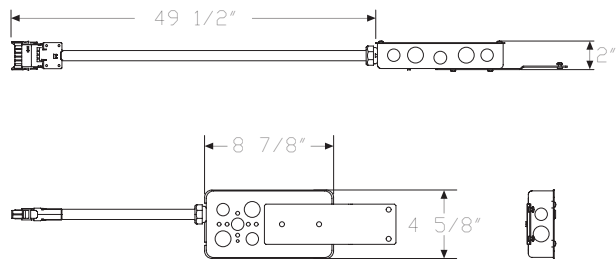
S

\$96

\$112



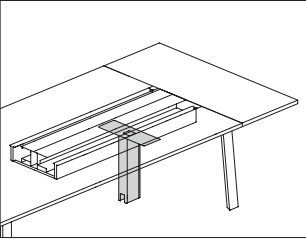
Product Information
Description
This power entry connects a building’s electrical supply from a wall, floor, or column to a powered beam. It includes a junction box and harness. The junction box can be located inside a powered closed mid-run support or a floor power entry cover. The modular harness routes into the underside of a beam section and plugs into a receptacle location on a power harness. It is UL listed and Canadian UL listed.
Notes
A licensed electrician must wire the power entry.
Dimensions



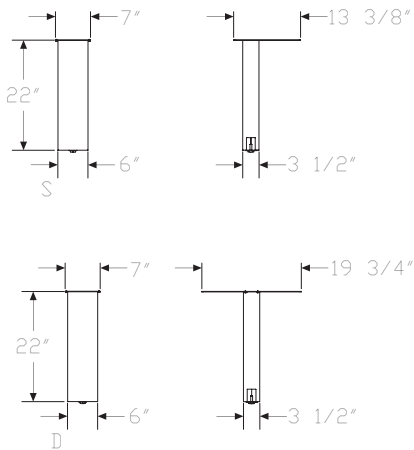
Specification Information
Step 1.
FW141. A
Step 2. Configuration
08 8-wire, 4-circuit, shared neutral A
10 10-wire, 4-circuit, separate neutrals A
Prices for Steps 1-2.
FW141. 08 \$346
10 \$398

Floor Power Entry Cover

FW143.



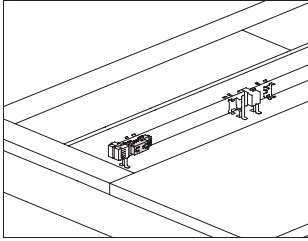
Product Information
Description This cover is used to conceal a floor power entry from the floor to the underside of a beam section. It has a removable panel on 1 side to provide easy access to the interior. Attachment hardware is included.
Notes Cover does not provide support for beam sections.
Dimensions



Specification Information
Step 1. FW143. A
Step 2. Type S for single-sided beam section A D for double-sided beam section A
Prices for Steps 1-2. FW143. S \$404 D \$414
Step 3. Support Body Finish 8Q folkstone grey A +\$0 91 white A +\$0 98 studio white A +\$0 BK black A +\$0 G1 graphite A +\$0 MS metallic silver A +\$0 WL sandstone A +\$0

Receptacle, 4-Circuit, 15 Amp

FW152.



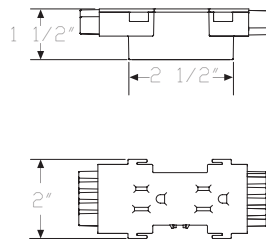
Product Information

Description

This receptacle locks into the power harness of a beam. It is UL listed and Canadian UL listed.

Package contains 6 receptacles.

Dimensions



Specification Information

Step 1.

FW152. ☐

Step 2. Type

AN	8-wire duplex, shared neutral, circuit a	<input type="checkbox"/>
BN	8-wire duplex, shared neutral, circuit b	<input type="checkbox"/>
CN	8-wire duplex, shared neutral, circuit c	<input type="checkbox"/>
DN	8-wire duplex, shared neutral, circuit d	<input type="checkbox"/>
AG	8-wire duplex, shared neutral, circuit a, isolated ground	<input type="checkbox"/>
BG	8-wire duplex, shared neutral, circuit b, isolated ground	<input type="checkbox"/>
CG	8-wire duplex, shared neutral, circuit c, isolated ground	<input type="checkbox"/>
DG	8-wire duplex, shared neutral, circuit d, isolated ground	<input type="checkbox"/>
1N	10-wire duplex, separate neutrals, circuit 1	<input type="checkbox"/>
2N	10-wire duplex, separate neutrals, circuit 2	<input type="checkbox"/>
3N	10-wire duplex, separate neutrals, circuit 3	<input type="checkbox"/>
4N	10-wire duplex, separate neutrals, circuit 4	<input type="checkbox"/>
1G	10-wire duplex, separate neutrals, circuit 1, isolated ground	<input type="checkbox"/>
2G	10-wire duplex, separate neutrals, circuit 2, isolated ground	<input type="checkbox"/>
3G	10-wire duplex, separate neutrals, circuit 3, isolated ground	<input type="checkbox"/>
4G	10-wire duplex, separate neutrals, circuit 4, isolated ground	<input type="checkbox"/>

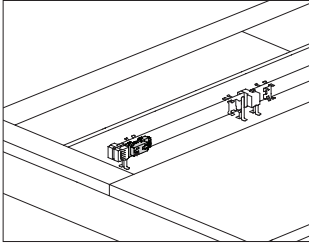
Prices for Steps 1-2.

FW152. AN	\$156
BN	\$156
CN	\$156
DN	\$156
AG	\$156
BG	\$156
CG	\$156
DG	\$156
1N	\$156
2N	\$156
3N	\$156
4N	\$156
1G	\$156
2G	\$156
3G	\$156
4G	\$156

Step 3. Finish

91	white	<input type="checkbox"/>	+\$0
BK	black	<input type="checkbox"/>	+\$0

Controlled Receptacle, 4-Circuit, FW152M 15 Amp

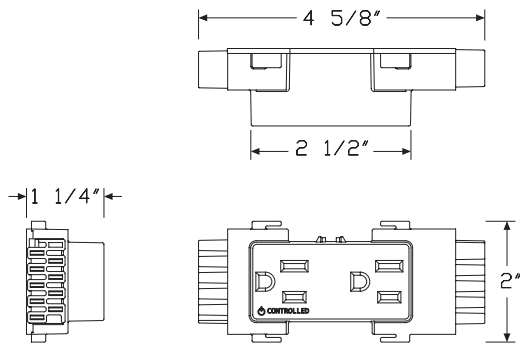


Product Information

Description

This receptacle is to be used for ASHRAE90.1 and Title 24 compliance. A controlled receptacle should be used for any receptacles that are under automated control by the energy management system. The receptacle locks into the power harness of a beam. Package contains 6 receptacles. It is UL listed and Canadian UL listed.

Dimensions



Specification Information

Step 1.

FW152M. ☐

Step 2. Type

AN	8-wire duplex, shared neutral, circuit a	<input type="checkbox"/>
BN	8-wire duplex, shared neutral, circuit b	<input type="checkbox"/>
CN	8-wire duplex, shared neutral, circuit c	<input type="checkbox"/>
DN	8-wire duplex, shared neutral, circuit d	<input type="checkbox"/>
AG	8-wire duplex, shared neutral, circuit a, isolated ground	<input type="checkbox"/>
BG	8-wire duplex, shared neutral, circuit b, isolated ground	<input type="checkbox"/>
CG	8-wire duplex, shared neutral, circuit c, isolated ground	<input type="checkbox"/>
DG	8-wire duplex, shared neutral, circuit d, isolated ground	<input type="checkbox"/>
1N	10-wire duplex, separate neutrals, circuit 1	<input type="checkbox"/>
2N	10-wire duplex, separate neutrals, circuit 2	<input type="checkbox"/>
3N	10-wire duplex, separate neutrals, circuit 3	<input type="checkbox"/>
4N	10-wire duplex, separate neutrals, circuit 4	<input type="checkbox"/>
1G	10-wire duplex, separate neutrals, circuit 1, isolated ground	<input type="checkbox"/>
2G	10-wire duplex, separate neutrals, circuit 2, isolated ground	<input type="checkbox"/>
3G	10-wire duplex, separate neutrals, circuit 3, isolated ground	<input type="checkbox"/>
4G	10-wire duplex, separate neutrals, circuit 4, isolated ground	<input type="checkbox"/>

Prices for Steps 1-2.

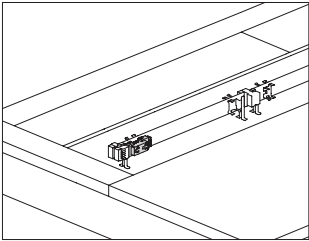
FW152M. AN	\$156
BN	\$156
CN	\$156
DN	\$156
AG	\$156
BG	\$156
CG	\$156
DG	\$156
1N	\$156
2N	\$156
3N	\$156
4N	\$156
1G	\$156
2G	\$156
3G	\$156
4G	\$156

Step 3. Finish

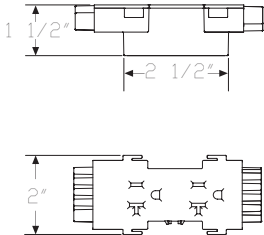
91	white <input type="checkbox"/>	+\$0
BK	black <input type="checkbox"/>	+\$0

Receptacle, 4-Circuit, 20 Amp

FW153.



Product Information
Description
This receptacle snaps into a 8-wire, 4-circuit, shared neutral power harness or a 10-wire, 4-circuit, separate neutral power harness to provide power to equipment with a 20-amp standard plug head or cap. It also accepts 15-amp standard plug heads or caps. The receptacle is UL listed; includes 1 receptacle.
Notes
Avoid overloading circuit by ensuring total connected load does not exceed 16 amps. If 1 piece of equipment requires all available power, do not use receptacle's second outlet or install additional receptacles on that circuit. In many cases, equipment requiring this receptacle will use all available power.
Dimensions

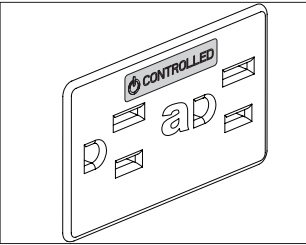


Specification Information
Step 1.
FW153. <input type="text" value="A"/>
Step 2. Type
AN 8-wire duplex, shared neutral, circuit a <input type="text" value="A"/>
BN 8-wire duplex, shared neutral, circuit b <input type="text" value="A"/>
AG 8-wire duplex, shared neutral, circuit a, isolated ground <input type="text" value="A"/>
BG 8-wire duplex, shared neutral, circuit b, isolated ground <input type="text" value="A"/>
1N 10-wire duplex, separate neutrals, circuit 1 <input type="text" value="A"/>
2N 10-wire duplex, separate neutrals, circuit 2 <input type="text" value="A"/>
1G 10-wire duplex, separate neutrals, circuit 1, isolated ground <input type="text" value="A"/>
2G 10-wire duplex, separate neutrals, circuit 2, isolated ground <input type="text" value="A"/>
Prices for Steps 1-2.
FW153.AN \$41
BN \$41
AG \$41
BG \$41
1N \$41
2N \$41
1G \$41
2G \$41
Step 3. Finish
BK black <input type="text" value="A"/> +\$0

Controlled Receptacle Decal

G9999.

(12 per sheet)

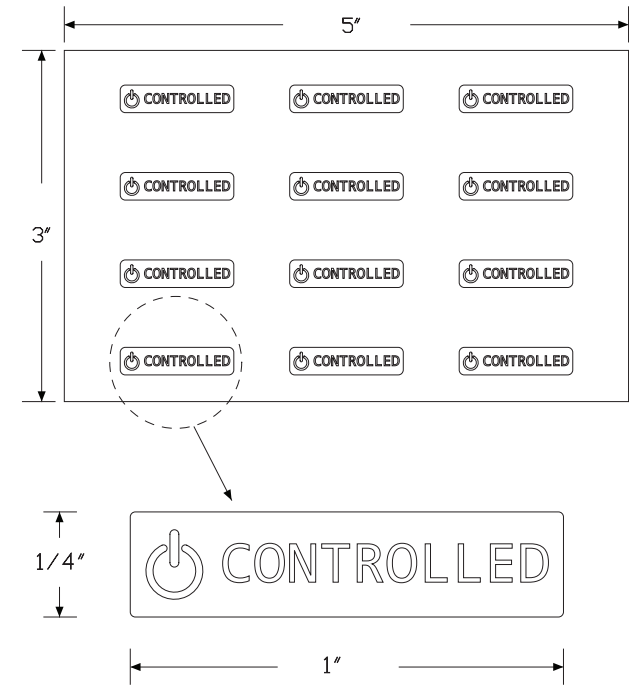


Product Information

Description

This decal is to be used for ASHRAE90.1 and Title 24 compliance. The decal is used to mark standard receptacles (new or existing) that are under automated control by the energy management system. 1 sheet includes 12 clear decals with white or black print.

Dimensions



Specification Information

Step 1.

G9999. A

Step 2. Color

B black print A

W white print A

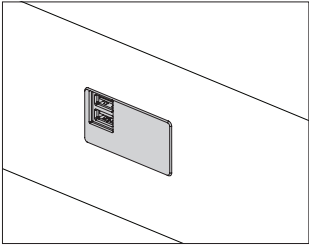
Prices for Steps 1-2.

G9999. B \$9

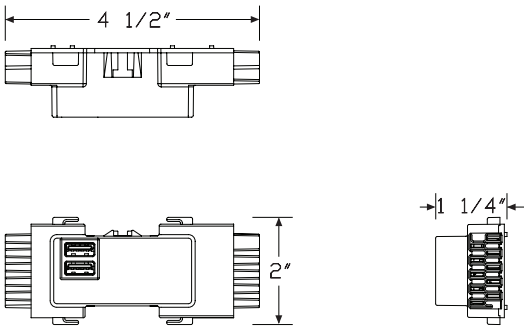
W \$9

Dual USB Charging Module, 2 Amp

FW15U.



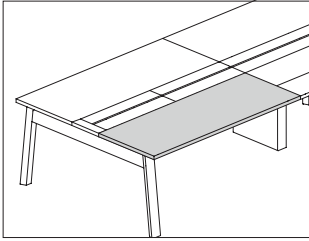
Product Information
Description
This dual USB charging module locks into the power harness of the Canvas beam. Total output for both USB ports combined is 10 watts. The charging module is powered by circuit a for the 8-wire, and circuit 1 for the 10-wire.
Notes
The USB outlets can charge 2 devices at one time, rated 2 amps (10 watts) or less. It can charge 1 tablet and 1 phone, or 2 phones, at once. Maximum rating for both ports combined is 10 watts.
Dimensions



Specification Information
Step 1.
FW15U. A
Step 2. Configuration
08 8-wire, 4-circuit, shared neutral A
10 10-wire, 4-circuit, separate neutrals A
Prices for Steps 1-2.
FW15U.08 \$139
10 \$139
Step 3. Finish

Sand Texture Paint		
8Q	folkstone grey A	+\$0
91	white A	+\$0
98	studio white A	+\$0
BK	black A	+\$0
CL	cool grey neutral A	+\$0
G1	graphite A	+\$0
WL	sandstone A	+\$0
WN	warm grey neutral A	+\$0

Rectangular Surface, End Position FWS10E



Product Information

Description

This surface is supported by the beam structure and support components. It is used at the end of a beam run and provides a 3" overhang at the end of the run. It has a laminate top and thermoplastic edge, laminate top with a thermoplastic backed plywood edge, or veneer top and edge. There is a 1/2" gap at the back of the surface for cord passage into the power/data trough.

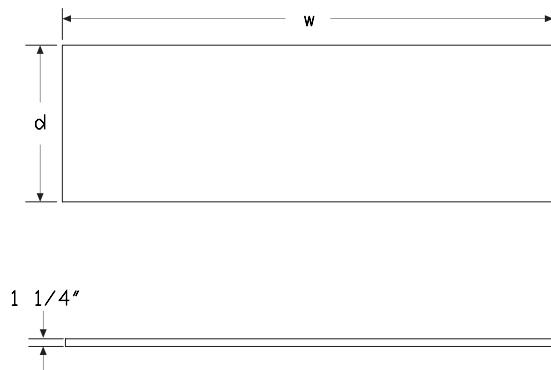
Notes

Surface supports and attachment hardware are included with beam section (FW120. or FW121.), ordered separately.

Surface width does not need to match beam width.

Actual depth of 30"-deep surface is 24". Actual depth of 36"-deep surface is 30". The actual surface depth accommodates the 6"-deep power/data access doors at the back edge of the surface to create the overall depth of 30" and 36".

Dimensions



Specification Information

Step 1.

FWS10E. ☐ A

Step 2. Depth

30 30" deep ☐ A

36 36" deep ☐ A

Step 3. Width

51 51" wide ☐ A

57 57" wide ☐ A

63 63" wide ☐ A

69 69" wide ☐ A

75 75" wide ☐ A

81 81" wide ☐ A

87 87" wide ☐ A

93 93" wide ☐ A

99 99" wide ☐ A

Step 4. Surface Material

For 51" wide (51), 57" wide (57), 63" wide (63), 69" wide (69), 75" wide (75), 81" wide (81), 87" wide (87), or 93" wide (93)

L laminate top/thermoplastic edge ☐ A

W veneer ☐ A

U laminate top/universal edge ☐ A

For 99" wide (99)

L laminate top/thermoplastic edge ☐ A

Step 5. Power/Data Access

A for use with access door ☐ A

Prices for Steps 1-5.

	LA	WA	UA
FWS10E. 30 51	\$291	552	283
57	\$341	633	331
63	\$381	730	370
69	\$411	790	411
75	\$452	867	452
81	\$493	939	493
87	\$547	1011	547
93	\$563	1056	563
99	\$586	—	—

Rectangular Surface, End Position

continued

36 51	\$374	698	364
57	\$428	800	428
63	\$487	900	473
69	\$532	1007	532
75	\$589	1111	589
81	\$629	1179	629
87	\$676	1246	676
93	\$713	1307	713
99	\$747	—	—

Step 6.

Top Finish

For laminate top/thermoplastic edge (L) or laminate top/universal edge (U)

8Q	folkstone grey	A	+\$0
91	white	A	+\$0
98	studio white	A	+\$0
CL	cool grey neutral	A	+\$0
HF	inner tone light	A	+\$0
HT	inner tone	A	+\$0
LU	soft white	A	+\$0
WL	sandstone	A	+\$0
WN	warm grey neutral	A	+\$0
76	light brown walnut	A	+\$0
HM	natural maple	A	+\$0
HP	light anigre	A	+\$0
HX	aged cherry	A	+\$0
HY	walnut on cherry	A	+\$0
LA	light ash	A	+\$0
LBA	clear on ash	A	+\$0
LBR	phantom ecru	A	+\$0
LBS	phantom cocoa	A	+\$0
LBU	medium matte walnut	A	+\$0
LBV	warm grey teak	A	+\$0
LBB	oak on ash	A	+\$0
LBC	walnut on ash	A	+\$0
LBD	dark brown walnut	A	+\$0
LBE	medium red walnut	A	+\$0
LBF	neutral twill	A	+\$0
LBG	sarum twill	A	+\$0
LBH	earthen twill	A	+\$0
LBJ	graphite twill	A	+\$0
LBQ	white twill	A	+\$0
LBK	pewter mesh	A	+\$0
LBL	steel mesh	A	+\$0
LBM	crisp linen	A	+\$0
LBN	classic linen	A	+\$0
LBP	casual linen	A	+\$0

Rectangular Surface, End Position

continued

Top/Edge Finish: Wood Veneer

For veneer (W)

2U	light brown walnut <input type="checkbox"/>	+\$85
40	dark brown walnut <input type="checkbox"/>	+\$85
ED	aged cherry <input type="checkbox"/>	+\$85
EK	medium red walnut <input type="checkbox"/>	+\$85
EW	medium matte walnut <input type="checkbox"/>	+\$85
ET	clear on ash <input type="checkbox"/>	+\$85
EU	oak on ash <input type="checkbox"/>	+\$85
EV	walnut on ash <input type="checkbox"/>	+\$85
UL	natural maple <input type="checkbox"/>	+\$85
UX	walnut on cherry <input type="checkbox"/>	+\$85

Step 7. Edge Finish

For laminate top/thermoplastic edge (L)

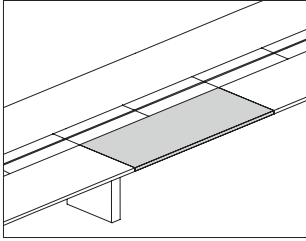
76	light brown walnut <input type="checkbox"/>	+\$0
8Q	folkstone grey <input type="checkbox"/>	+\$0
91	white <input type="checkbox"/>	+\$0
98	studio white <input type="checkbox"/>	+\$0
CL	cool grey neutral <input type="checkbox"/>	+\$0
LA	light ash <input type="checkbox"/>	+\$0
LBA	clear on ash <input type="checkbox"/>	+\$0
LBR	phantom ecru <input type="checkbox"/>	+\$0
LBS	phantom cocoa <input type="checkbox"/>	+\$0
LBU	medium matte walnut <input type="checkbox"/>	+\$0
LBV	warm grey teak <input type="checkbox"/>	+\$0
LBB	oak on ash <input type="checkbox"/>	+\$0
LBC	walnut on ash <input type="checkbox"/>	+\$0
LBD	dark brown walnut <input type="checkbox"/>	+\$0
LBE	medium red walnut <input type="checkbox"/>	+\$0
LBF	neutral twill <input type="checkbox"/>	+\$0
LBG	sarum twill <input type="checkbox"/>	+\$0
LBH	earthen twill <input type="checkbox"/>	+\$0
LBJ	graphite twill <input type="checkbox"/>	+\$0
LBK	pewter mesh <input type="checkbox"/>	+\$0
LBL	steel mesh <input type="checkbox"/>	+\$0
LBM	crisp linen <input type="checkbox"/>	+\$0
LBN	classic linen <input type="checkbox"/>	+\$0
LBP	casual linen <input type="checkbox"/>	+\$0
LBQ	white twill <input type="checkbox"/>	+\$0
WL	sandstone <input type="checkbox"/>	+\$0
WN	warm grey neutral <input type="checkbox"/>	+\$0
HF	inner tone light <input type="checkbox"/>	+\$0
HM	natural maple <input type="checkbox"/>	+\$0
HP	light anigre <input type="checkbox"/>	+\$0
HT	inner tone <input type="checkbox"/>	+\$0
HX	aged cherry <input type="checkbox"/>	+\$0
HY	walnut on cherry <input type="checkbox"/>	+\$0
LU	soft white <input type="checkbox"/>	+\$0

For laminate top/universal edge (U)

PLY	plywood edge <input type="checkbox"/>	+\$50
------------	---------------------------------------	-------

Rectangular Surface, Middle Position

FWS10M



Product Information

Description

This surface is supported by the beam structure and support components. It is used in a middle position of a beam run. It has a laminate top and thermoplastic edge, laminate top with a thermoplastic backed plywood edge, or veneer top and edge. There is a 1/2" gap at the back of the surface for cord passage into the power/data trough.


Notes

Surface supports and attachment hardware are included with beam section (FW120, or FW121), ordered separately.

Surface width does not need to match beam width.

Actual depth of 30"-deep surface is 24". Actual depth of 36"-deep surface is 30". The actual surface depth accommodates the 6"-deep power/data access doors at the back edge of the surface to create a combined depth of 30" and 36".

Dimensions



Specification Information

Step 1.

FWS10M. ☐ A

Step 2. Depth

30 30" deep ☐ A

36 36" deep ☐ A

Step 3. Width

48 48" wide ☐ A

54 54" wide ☐ A

60 60" wide ☐ A

66 66" wide ☐ A

72 72" wide ☐ A

78 78" wide ☐ A

84 84" wide ☐ A

90 90" wide ☐ A

96 96" wide ☐ A

Step 4. Surface Material

L laminate top/thermoplastic edge ☐ A

W veneer ☐ A

U laminate top/universal edge ☐ A

Step 5. Power/Data Access

A for use with access door ☐ A

Prices for Steps 1-5.


























	LA	WA	UA
FWS10M. 30 48	\$281	542	273
54	\$330	622	321
60	\$369	699	359
66	\$412	779	400
72	\$442	857	442
78	\$483	928	483
84	\$537	1001	537
90	\$552	1046	552
96	\$576	1076	576
36 48	\$364	688	353
54	\$417	790	417
60	\$475	890	462
66	\$521	997	521
72	\$579	1101	579
78	\$618	1168	618
84	\$666	1236	666
90	\$703	1296	703
96	\$737	1357	737

Rectangular Surface, Middle Position *continued*

Step 6.











Top Finish

For laminate top/thermoplastic edge (L) or laminate top/universal edge (U)

8Q	folkstone grey 	+\$0
91	white 	+\$0
98	studio white 	+\$0
CL	cool grey neutral 	+\$0
HF	inner tone light 	+\$0
HT	inner tone 	+\$0
LU	soft white 	+\$0
WL	sandstone 	+\$0
WN	warm grey neutral 	+\$0
76	light brown walnut 	+\$0
HM	natural maple 	+\$0
HP	light anigre 	+\$0
HX	aged cherry 	+\$0
HY	walnut on cherry 	+\$0
LA	light ash 	+\$0
LBA	clear on ash 	+\$0
LBR	phantom ecru 	+\$0
LBS	phantom cocoa 	+\$0
LBU	medium matte walnut 	+\$0
LBV	warm grey teak 	+\$0
LBB	oak on ash 	+\$0
LBC	walnut on ash 	+\$0
LBD	dark brown walnut 	+\$0
LBE	medium red walnut 	+\$0
LBF	neutral twill 	+\$0
LBG	sarum twill 	+\$0
LBH	earthen twill 	+\$0
LBJ	graphite twill 	+\$0
LBQ	white twill 	+\$0
LBK	pewter mesh 	+\$0
LBL	steel mesh 	+\$0
LBM	crisp linen 	+\$0
LBN	classic linen 	+\$0
LBP	casual linen 	+\$0

Top/Edge Finish: Wood Veneer

For veneer (W)

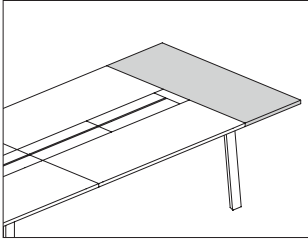
2U	light brown walnut 	+\$85
40	dark brown walnut 	+\$85
ED	aged cherry 	+\$85
EK	medium red walnut 	+\$85
EW	medium matte walnut 	+\$85
ET	clear on ash 	+\$85
EU	oak on ash 	+\$85
EV	walnut on ash 	+\$85
UL	natural maple 	+\$85
UX	walnut on cherry 	+\$85

Rectangular Surface, Middle Position *continued*

Step 7. Edge Finish

For laminate top/thermoplastic edge (L)

76	light brown walnut <input type="checkbox"/>	+\$0
8Q	folkstone grey <input type="checkbox"/>	+\$0
91	white <input type="checkbox"/>	+\$0
98	studio white <input type="checkbox"/>	+\$0
CL	cool grey neutral <input type="checkbox"/>	+\$0
LA	light ash <input type="checkbox"/>	+\$0
LBA	clear on ash <input type="checkbox"/>	+\$0
LBR	phantom ecru <input type="checkbox"/>	+\$0
LBS	phantom cocoa <input type="checkbox"/>	+\$0
LBU	medium matte walnut <input type="checkbox"/>	+\$0
LBV	warm grey teak <input type="checkbox"/>	+\$0
LBB	oak on ash <input type="checkbox"/>	+\$0
LBC	walnut on ash <input type="checkbox"/>	+\$0
LBD	dark brown walnut <input type="checkbox"/>	+\$0
LBE	medium red walnut <input type="checkbox"/>	+\$0
LBF	neutral twill <input type="checkbox"/>	+\$0
LBG	sarum twill <input type="checkbox"/>	+\$0
LBH	earthen twill <input type="checkbox"/>	+\$0
LBJ	graphite twill <input type="checkbox"/>	+\$0
LBK	pewter mesh <input type="checkbox"/>	+\$0
LBL	steel mesh <input type="checkbox"/>	+\$0
LBM	crisp linen <input type="checkbox"/>	+\$0
LBN	classic linen <input type="checkbox"/>	+\$0
LBP	casual linen <input type="checkbox"/>	+\$0
LBQ	white twill <input type="checkbox"/>	+\$0
WL	sandstone <input type="checkbox"/>	+\$0
WN	warm grey neutral <input type="checkbox"/>	+\$0
HF	inner tone light <input type="checkbox"/>	+\$0
HM	natural maple <input type="checkbox"/>	+\$0
HP	light anigre <input type="checkbox"/>	+\$0
HT	inner tone <input type="checkbox"/>	+\$0
HX	aged cherry <input type="checkbox"/>	+\$0
HY	walnut on cherry <input type="checkbox"/>	+\$0
LU	soft white <input type="checkbox"/>	+\$0




Product Information

Description

This surface can be attached to the end of a double-sided beam run to support collaboration and provide additional surface space. It has a laminate top and thermoplastic edge, laminate top with a thermoplastic backed plywood edge, or veneer top and edge.

Surface supports and attachment hardware are included.

Dimensions



Specification Information

Step 1.

FWS37. A

Step 2. Depth

24 24" deep A

Step 3. Width

60 60" wide A

72 72" wide A

Step 4. Surface Material

L laminate top/thermoplastic edge A

W veneer A

U laminate top/universal edge A

Prices for Steps 1-4.

	L	W	U
FWS37.24 60	\$690	1011	671
72	\$754	1169	754

Step 5.































Top Finish

For laminate top/thermoplastic edge (L) or laminate top/universal edge (U)

28	canyon A	+\$0
29	misted A	+\$0
38	twilight A	+\$0
39	desert A	+\$0
1X	vanilla A	+\$0
2X	wheat A	+\$0
3X	celery A	+\$0
4X	coriander A	+\$0
5X	chamomile A	+\$0
6X	cinnamon A	+\$0
7X	cardamom A	+\$0
8X	kale A	+\$0
8Q	folkstone grey A	+\$0
91	white A	+\$0
98	studio white A	+\$0
CL	cool grey neutral A	+\$0
HF	inner tone light A	+\$0
HT	inner tone A	+\$0
LT	light tone A	+\$0
LU	soft white A	+\$0
MT	medium tone A	+\$0











Rectangular Extension Surface

continued

WL	sandstone 	+\$0
WN	warm grey neutral 	+\$0
X1	chalk white 	+\$0
76	light brown walnut 	+\$0
HM	natural maple 	+\$0
HP	light anigre 	+\$0
HX	aged cherry 	+\$0
HY	walnut on cherry 	+\$0
LA	light ash 	+\$0
LBA	clear on ash 	+\$0
LBR	phantom ecru 	+\$0
LBS	phantom cocoa 	+\$0
LBU	medium matte walnut 	+\$0
LBV	warm grey teak 	+\$0
LBB	oak on ash 	+\$0
LBC	walnut on ash 	+\$0
LBD	dark brown walnut 	+\$0
LBE	medium red walnut 	+\$0
LM	mahogany 	+\$0
OG	honey maple 	+\$0
LBF	neutral twill 	+\$0
LBG	sarum twill 	+\$0
LBH	earthen twill 	+\$0
LBJ	graphite twill 	+\$0
LBQ	white twill 	+\$0
LBK	pewter mesh 	+\$0
LBL	steel mesh 	+\$0
LBM	crisp linen 	+\$0
LBN	classic linen 	+\$0
LBP	casual linen 	+\$0


Top/Edge Finish: Wood Veneer

For veneer (W)

2U	light brown walnut 	+\$85
40	dark brown walnut 	+\$85
ED	aged cherry 	+\$85
EK	medium red walnut 	+\$85
EW	medium matte walnut 	+\$85
ET	clear on ash 	+\$85
EU	oak on ash 	+\$85
EV	walnut on ash 	+\$85
UL	natural maple 	+\$85
UX	walnut on cherry 	+\$85

Step 6. Edge Finish

For laminate top/thermoplastic edge (L)

76	light brown walnut 	+\$0
8Q	folkstone grey 	+\$0
91	white 	+\$0
98	studio white 	+\$0
CL	cool grey neutral 	+\$0
LA	light ash 	+\$0
LBA	clear on ash 	+\$0
LBR	phantom ecru 	+\$0
LBS	phantom cocoa 	+\$0
LBU	medium matte walnut 	+\$0
LBV	warm grey teak 	+\$0
LBB	oak on ash 	+\$0
LBC	walnut on ash 	+\$0
LBD	dark brown walnut 	+\$0
LBE	medium red walnut 	+\$0
LBF	neutral twill 	+\$0
LBG	sarum twill 	+\$0
LBH	earthen twill 	+\$0
LBJ	graphite twill 	+\$0
LBK	pewter mesh 	+\$0
LBL	steel mesh 	+\$0
LBM	crisp linen 	+\$0
LBN	classic linen 	+\$0
LBP	casual linen 	+\$0
LBQ	white twill 	+\$0
WL	sandstone 	+\$0
WN	warm grey neutral 	+\$0
HF	inner tone light 	+\$0
HM	natural maple 	+\$0
HP	light anigre 	+\$0
HT	inner tone 	+\$0
HX	aged cherry 	+\$0
HY	walnut on cherry 	+\$0
LU	soft white 	+\$0
X1	chalk white 	+\$0
28	canyon 	+\$0
29	misted 	+\$0
BU	black umber 	+\$0
MT	medium tone 	+\$0
LT	light tone 	+\$0
38	twilight 	+\$0
39	desert 	+\$0
WA	wheat 	+\$0
CO	chamomile 	+\$0

Rectangular Extension Surface

continued

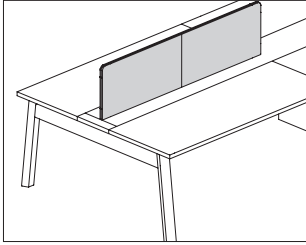
Canvas Office Landscape® Surfaces

CM	cinnamon	A	+\$0
N3	cool grey	A	+\$0
SG	slate grey	A	+\$0
JB	millwork cherry	A	+\$0
G2	graphite satin	A	+\$0
9V	tapestry beige	A	+\$0
8Z	neutral grey	A	+\$0
OG	honey maple	A	+\$0
LM	mahogany	A	+\$0

For laminate top/universal edge (U)

PLY	plywood edge	A	+\$50
-----	--------------	---	-------

Flat Edge Screen, Beam Attached FW417.



Product Information

Description

This tackable fabric screen attaches into the accessory channel of a single- or double-sided beam section to provide visual privacy with a tackable surface. Bayonets attach into the center channel and extend up for attachment. Attachment hardware included.

Notes

Screen has concealed attachment method and can attach anywhere along the length of beam section or can span multiple beam sections within a run.

To align screens in a run and fill light gap between screens, order connection hardware (FW416) separately.

Screen accepts Customer's Own Material (COM). Yardage is estimated for nondirectional 54"-wide fabrics.

For vertical fabric direction (T):

Height—Yardage

14—1.17

18—1.43

For horizontal fabric direction (R):

Width—Yardage

30—1.14

36—1.32

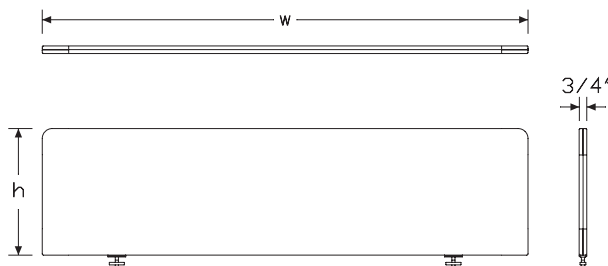
48—1.71

60—2.07

72—2.46

For information on multiple quantities or directional fabrics, contact COM Department. See Order Information in Appendices.

Dimensions



Specification Information

Step 1.

FW417.

Step 2. Height

14 13 1/2" high

18 17 1/2" high

Step 3. Width

30 30" wide

36 36" wide

48 48" wide

60 60" wide

72 72" wide

Step 4. Surface Material

For 30" wide (30), 36" wide (36), or 48" wide (48)

R tackable fabric, horizontal

T tackable fabric

For 60" wide (60) or 72" wide (72)

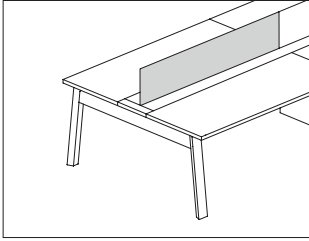
R tackable fabric, horizontal

Prices for Steps 1-4.

	R	T
FW417. 14 30	\$422	422
36	\$447	447
48	\$472	472
60	\$572	—
72	\$645	—
18 30	\$442	442
36	\$473	473
48	\$529	529
60	\$640	—
72	\$812	—

Step 5. Fabric

	30	36	48	60	72
Price Category 1	+\$0	0	0	0	0
Price Category 2	+\$18	18	18	31	31
Price Category 3	+\$42	42	42	73	73
Price Category 4	+\$73	73	73	127	127
Price Category E	+\$0	0	0	0	0



Product Information

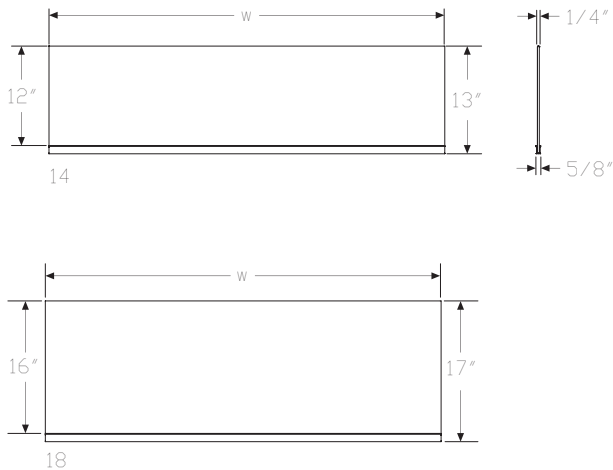
Description

This glass screen attaches into the accessory channel of a single- or double-sided beam section to provide visual privacy. It has a concealed attachment method and can attach anywhere along the length of the beam section, or can span multiple beam sections within a run. Attachment hardware is included.

Notes

For no infill for customers own insert (NN), custom insert can be 0.221" - 0.26" thick and up to 17½" high. Recommended materials are glass, acrylic, laminate, wood or materials that will remain straight over time.

Dimensions



Specification Information

Step 1.

FW410. [A]

Step 2. Height

14 13½" high [A]

18 17½" high [A]

Step 3. Width

30 30" wide [A]

36 36" wide [A]

48 48" wide [A]

60 60" wide [A]

72 72" wide [A]

96 96" wide [A]

Step 4. Surface Finish

TR clear [A]

5A opal etched [A]

NN no glass- for customer's own glass [A]

Prices for Steps 1-4.

		TR	5A	NN
FW410. 14	30	\$334	458	205
	36	\$361	519	222
	48	\$428	639	248
	60	\$495	795	280
	72	\$553	910	311
	96	\$668	1115	342
18	30	\$357	536	205
	36	\$390	607	222
	48	\$465	747	248
	60	\$553	911	280
	72	\$610	1060	311
	96	\$741	1326	342

Index by Product Name

Canvas Office Landscape® Beam	
Beam Section, Double-Sided	page(s) 5
Beam Section, Single-Sided	7
Controlled Receptacle, 4-Circuit, 15 Amp	20
Controlled Receptacle Decal (12 per sheet)	22
Dual USB Charging Module, 2 Amp	23
End Support, Open	11
Flat Edge Screen, Beam Attached	33
Floor Power Entry Cover	18
Glass Screen, Beam-Attached	34
Harness-to-Harness Jumper	15
In-Line Beam Connector	9
Mid-Run Support, Closed	13
Mid-Run Support, Open	12
Power Entry, Internal Direct Connect	16
Power Entry, New York City	17
Power Harness	14
Receptacle, 4-Circuit, 15 Amp	19
Receptacle, 4-Circuit, 20 Amp	21
Rectangular Extension Surface	30
Rectangular Surface, End Position	24
Rectangular Surface, Middle Position	27
Trim Strip, Beam Accessory Channel	10



Index by Product Number



FW15U. Dual USB Charging Module, 2 Amp	page(s) 23
FW120. Beam Section, Double-Sided	5
FW121. Beam Section, Single-Sided	7
FW123. In-Line Beam Connector	9
FW124. Trim Strip, Beam Accessory Channel	10
FW130. End Support, Open	11
FW132. Mid-Run Support, Closed	13
FW133. Mid-Run Support, Open	12
FW140. Power Entry, Internal Direct Connect	16
FW141. Power Entry, New York City	17
FW143. Floor Power Entry Cover	18
FW150. Power Harness	14
FW151. Harness-to-Harness Jumper	15
FW152M Controlled Receptacle, 4-Circuit, 15 Amp	20
FW152. Receptacle, 4-Circuit, 15 Amp	19
FW153. Receptacle, 4-Circuit, 20 Amp	21
FW410. Glass Screen, Beam-Attached	34
FW417. Flat Edge Screen, Beam Attached	33
FWS10E Rectangular Surface, End Position	24
FWS10M Rectangular Surface, Middle Position	27
FWS37. Rectangular Extension Surface	30
G9999. Controlled Receptacle Decal (12 per sheet)	22



20-Day or Less/Assigned Lead-Time Order Information

20-Day or Less and Assigned Lead-Time Programs

20-day or less and assigned lead-time products are designed for established Herman Miller dealers with pre-approved credit.

Products are distributed from multiple manufacturing facilities across the United States. All products and options not designated by an Assigned Lead-Time icon  will ship in 20 business days or less after being acknowledged by Herman Miller. Products and options designated by an  are on the assigned lead-time program and will ship in 20 days, less than 20 days, or more than 20 days from order acknowledgement.

Ordering Procedure

Please place orders through Order Manager. If this is not available to you, place orders through mail or fax. Verbal purchase orders will not be accepted.

Order Entry fax number for Passage®, 5000 Series, and Meridian® Filing and Storage: (616) 846 9236.

Order Entry fax number for all other products:
(616) 654 3085.

For more information, contact your Customer Care representative at:
(866) 854 3048 EXT 3400.

Shipments and Delivery

Per Herman Miller Terms and Conditions.

Changes and Cancellation

Per Herman Miller Terms and Conditions.



Keyed-Alike Information

Keyed-Alike Locks

All components with locks may be specified keyed alike. Products with keyed-alike locks will be shipped with lock chassis installed.

Installation of lock cylinders will be on-site according to instructions provided. Herman Miller, Inc., will not be responsible for lock cylinder installation.

When specifying product keyed-alike, include separate lines on your order for the lock cylinders.

For Action Office®, Ethospace®, Passage®, Quadrant®, Resolve®, and Supplemental products, list cylinder part number and key number (232092-XXX); select a key number (or numbers) between 226 and 427, excluding numbers 408 and 412.

The following products require a different lock cylinder part number. Specify UKY001-XXX for these products only; select a key number (or numbers) between 226 and 427, excluding numbers 408 and 412.

A3013.

A3053.

G5180.

G5181.

G5280.

The keys provided in 232092-XXX and UKY001-XXX kits work with either cylinder type, provided the key numbers match.

For Tu® Storage, Canvas Office Landscape®, 5000 Series, and Meridian® Storage, see the following charts.

Keyed-alike locks are field installed.

To order keyed-alike locks for Action Office® Series 1 and 2 door panels, please contact Customer Care.

A master key can be used to open any lock on an attached or freestanding component. In addition, a removal key or lock change tool is required to remove lock plugs. Customers interested in ordering master keys, removal keys, or lock change tools should contact Customer Care.

For Canvas overhead and lower storage units, specify as follows:

Specification Code	Part Number	Color	Lock Series
KA	1B2JK7-XXX ¹	chrome	UM series 226-427

For Meridian Storage, Tu Storage, and 5000 Series desk components with pedestals, specify as follows:

Specification Code	Key Number	Color	Lock Series
KA	232092-XXX ¹	black	UM series 226-427
KA	1B2JK7-XXX ¹	chrome	UM series 226-427

For 5000 Series flipper door unit with bezel or credenza storage cabinet with bezel, specify as follows:

Specification Code	Key Number	Color	Lock Series
KA	232092-XXX ¹	black	UM series 226-427

Key Number:

XXX¹ = a key number between 226 and 427 (excluding 408 and 412)



Vary Easy Program

Program Overview

Vary Easy is a program designed to help dealers specify standard products with a larger breadth of options. For example, depending on the type of product being specified, choices include additional size, finish, edge types, and cable management features. Vary Easy 3D, specIT, and third-party text-based specification packages support the Vary Easy program. Vary Easy 3D enables designers to create a 3D image, CAD symbols, and a price book page. A Vary Easy product number is assigned for each product as the user selects specific options. Once the product is completely specified, the order can be submitted via Kiosk's Order Manager or a dealer's business system.

Accessing and Specifying Vary Easy

To view the full product vocabulary, go to the Vary Easy Product Offering on Kiosk. To specify Vary Easy, go to the Vary Easy 3D website on Kiosk, specIT, or your third-party text-based specification package.

Once you've made your product line selection, continue to follow through each option and enter the specific options that represent the product you need. When the product is fully specified, Vary Easy will generate an orderable product number and instantly calculate a price.

Note: Failure to completely specify a product will cause a delay in order acknowledgements. Be sure to make a selection for all options offered.

The acknowledgement process for Vary Easy products is the same as for any standard order. Vary Easy products ship with a standardized lead time and are competitively priced.

For more information, contact your Customer Care Line at (866) 854 3048 EXT 3400.



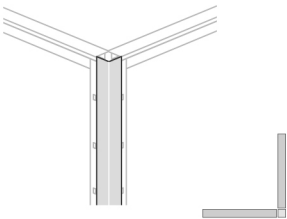
Canvas Office Landscape® Connectors and Covers Matrix

Use the following matrix to confirm your connector, cover, and top cap selection based on the frame heights specified. This matrix represents a subset of the possible frame and connector applications and shows the correct connector, connector cover, and top cap to specify.

For additional applications and information, see the Canvas Office Landscape® Planning Guide.

Legend	
Frames	Top Caps
<div><div></div> Same Height/Tallest</div> <div><div></div> 11" Drop in Height</div> <div><div></div> 22" Drop in Height</div>	<div><div></div> .1A</div> <div><div></div> .2A</div> <div><div></div> .2B</div> <div><div></div> .3A</div> <div><div></div> .4A</div>
Connectors	
35" and 46" High Frames	
<div><div>2</div> .46</div>	
57", 68" and 79" High Frames	
<div><div>3</div> .57</div>	
Covers	
<div><div></div> One Side</div> <div><div></div> .1 + Required Height</div> <div><div></div> (Shown When 2 are Required)</div> <div><div></div> Two Sides</div> <div><div></div> .2 + Required Height</div> <div><div></div> Three Sides</div> <div><div></div> .3 + Required Height</div>	

2-Way, Equal-Height Frames



Frames 35/35



Frames 46/46



Frames 57/57



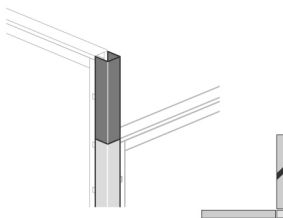
Frames 68/68



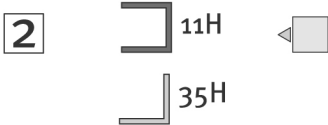
Frames 79/79



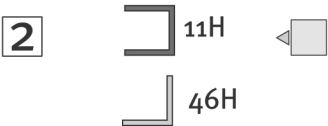
2-Way, 1 Frame 11" Lower



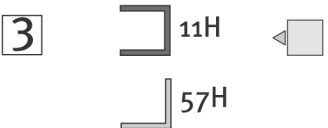
Frames 46/35



Frames 57/46



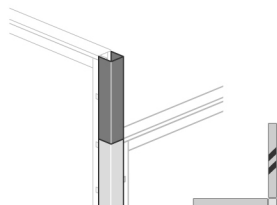
Frames 68/57



Frames 79/68



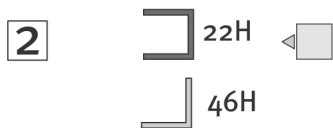
2-Way, 1 Frame 22" Lower



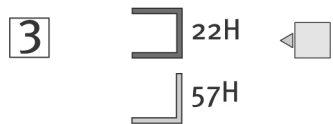
Frames 57/35



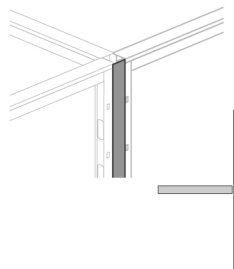
Frames 68/46



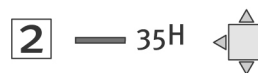
Frames 79/57




3-Way, Equal-Height Frames



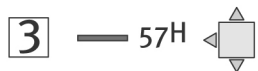
Frames 35/35/35




Frames 46/46/46



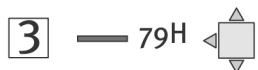
Frames 57/57/57



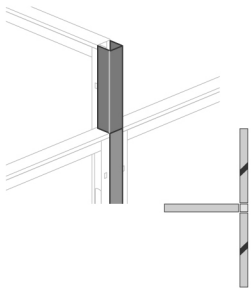
Frames 68/68/68



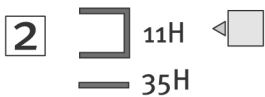
Frames 79/79/79



3-Way, 1 Frame 11" Higher



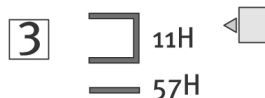
Frames 35/46/35



Frames 46/57/46



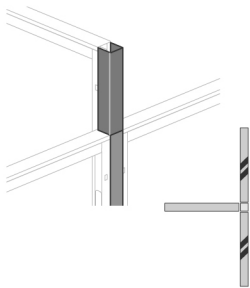
Frames 57/68/57



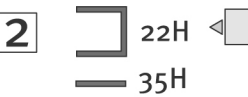
Frames 68/79/68



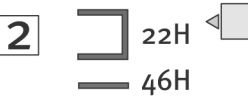
3-Way, 1 Frame 22" Higher



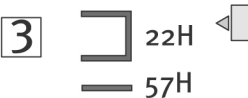
Frames 35/57/35



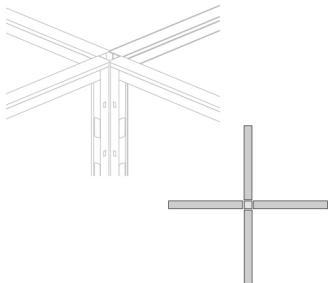
Frames 46/68/46



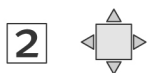
Frames 57/79/57



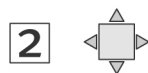
4-Way, Equal-Height Frames



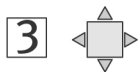
Frames 35



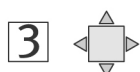
Frames 46



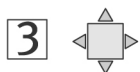
Frames 57



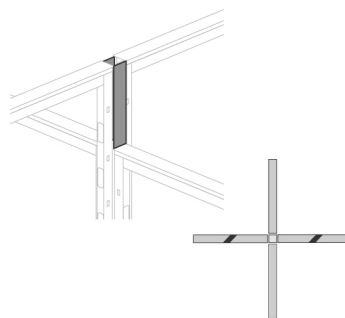
Frames 68



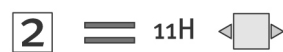
Frames 79



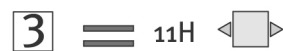
4-Way, 2 180° Equal-Height Frames, 2 180° Frames
11" Lower



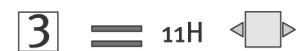
Frames 46/35/46/35



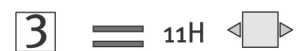
Frames 57/46/57/46



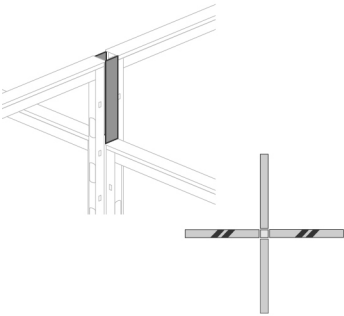
Frames 68/57/68/57



Frames 79/68/79/68



4-Way, 2 180° Equal-Height Frames, 2 180° Frames
22" Lower



Frames 57/35/57/35

3 = 22H ◀▶

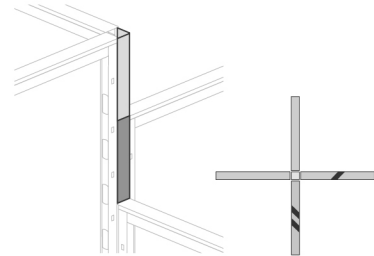
Frames 68/46/68/46

3 = 22H ◀▶

Frames 79/57/79/57

3 = 22H ◀▶

4-Way, 2 90° Frames 11" Lower, 1 Frame 22" Lower



Frames 57/57/46/35

3 11H ◀▶
11H

Frames 68/68/57/46

3 11H ◀▶
11H

Frames 79/79/68/57

3 11H ◀▶
11H

Stain-to-Match Program

Stain-to-Match Program

Program Overview

The Stain-to-Match program gives you the option of using veneer finishes that are not listed in the standard offering. The program allows Herman Miller to match a customer's existing recut or natural veneer, or create a new finish that is unique to an installation.

Specific information on approval, ordering, pricing, and warranty for the Stain-to-Match program is listed below. Questions and requests for assistance may be directed to Herman Miller Options at:

(800) 654 3910

Ordering Products with Stain-to-Match Veneers

1. Fill out the Options Stain-to-Match Request Form and send along with a color sample (2" x 3" minimum) to the Herman Miller Options Applications Team at the address provided on the form. The form can be found on Omni.
2. Within 7-10 working days, Herman Miller Options will send a sample of the color-matched stain on Herman Miller veneer to the requester for the customer's signed approval.
3. If the sample meets the customer's approval, sign the reverse side of the sample, scan and email the approval to:
options@hermanmiller.com.
4. After the stain has been approved, a formal quotation with special number and pricing can be provided, or the product can be specified through the Vary Easy program, if available. Work with the Options team on final product needs and how to specify.
5. A purchase order can then be placed.

Stain-to-Match Warranty

Herman Miller warrants its products to be free from defects in craftsmanship from the date of delivery for the applicable warranty period. Herman Miller is responsible for the physical properties of the veneers available through the Stain-to-Match program, which include:

- STA: Stain-to-Match on Recut Ash
- STB: Stain-to-Match on Beech
- STC: Stain-to-Match on Cherry
- STD: Stain-to-Match on Oak
- STK: Stain-to-Match on Reltech Anigre (Geiger)
- STM: Stain-to-Match on Recut Mahogany
- STP: Stain-to-Match on Maple
- STU: Stain-to-Match on Walnut (Geiger)

See your specification tool for product specific finish offering limitations.



For more information about our products and services or to see a list of dealers, please visit us at HermanMiller.com or call (800) 851 1196.

© 2019 Herman Miller, Inc., Zeeland, Michigan

Distribution Rights

Working together since 1956, Herman Miller and Vitra are the authentic sources of designs by Charles and Ray Eames, Alexander Girard, and George Nelson. All the designs shown in this book are protected by law. Herman Miller has obtained all rights to make and sell these designs. Also, Herman Miller holds exclusive worldwide manufacturing and distribution rights for these products with the following exceptions:

Charles and Ray Eames, George Nelson, and Alexander Girard—Worldwide distribution rights for furniture in all areas except Europe and the Middle East. For those areas, please contact Vitra.

Isamu Noguchi—Worldwide distribution rights for the Noguchi Rudder Table. Distribution rights for the Noguchi Table in North America and Central America only. For all other areas, please contact Vitra.

Magis—Exclusive distribution rights in the US and Canada. For all other areas, please contact Magis.

Mattiazzi—Exclusive distribution rights in the US and Canada. For all other areas, please contact Mattiazzi.

® **HermanMiller**, , Action Office, Aeron, Aside, Avive, Canvas Office Landscape, Caper, Celle, Co/Struc, Eames, Embody, Equa 2, Ergon 3, Ethospace, Exclave, Fine-Tune, FlexFront, Formcoat, Ground Cloth, Herman Miller Healthcare, Layout Studio, Maharam, Meridian, Mirra, Passage, Pellicle, Perspectives, PostureFit, Quadrant, Resolve, Sayl, Setu, Thrive, Tu, Y-Tower, and Z-Axis are among the registered trademarks of Herman Miller, Inc., and its owned subsidiaries.

™ AireWeave, Bubbletack, Cellular Suspension, Compass, Connect, Cosm, DOT, Durawrap, Everywhere, Flex-Edge, Hopsak 2, Intent, Iota, Keyless Entry, Latitude, Lino, Lyris 2, Mora, Motia, Multiscrim, Nelson, Nevi, Pedastools, Plex, Renew, Stackable, Swoop, TriFlex, Twist, Verus and Vista are among the trademarks of Herman Miller, Inc., and its owned subsidiaries.

®Chemsurf is a registered trademark of Wilsonart International.

Corian® is a registered trademark of E.I. du Pont de Nemours and Company Corporation.

FLEXNET™ is a trademark of Milliken & Company.

Floor Saver Glide® is a registered trademark of Carpin Manufacturing, Inc.

Geiger® is a registered trademark of Geiger International.

Microsoft® and Natural® Keyboard are registered trademarks of Microsoft Corporation.

Place Textiles® is a registered trademark of Place Textiles.