

# Prat Price List

Designed by Davis Design Team

Effective February 18, 2019

Updated October 4, 2019



## PRAT Table Series

Specifications .....	3
Images .....	4

### 30" HIGH TABLES

PR-3000 .....	5
PR-3001 .....	5
PR-3002 .....	6
PR-3003 .....	6
PR-3004 .....	7
PR-3005 .....	7
PR-3006 .....	8
PR-3007 .....	8
PR-3008 .....	9
PR-3009 .....	9
PR-3010 .....	10
PR-3011 .....	10
PR-3012 .....	11
PR-3013 .....	11
PR-3014 .....	12
PR-3015 .....	12

### 36" HIGH TABLES

PR-3600 .....	13
PR-3601 .....	13
PR-3602 .....	14
PR-3603 .....	14
PR-3604 .....	15
PR-3605 .....	15
PR-3606 .....	16
PR-3607 .....	16
PR-3608 .....	17
PR-3609 .....	17
PR-3610 .....	18
PR-3611 .....	18
PR-3612 .....	19
PR-3613 .....	19
PR-3614 .....	20
PR-3615 .....	20

### 42" HIGH TABLES

PR-4200 .....	21
PR-4201 .....	21
PR-4202 .....	22
PR-4203 .....	22
PR-4204 .....	23
PR-4205 .....	23
PR-4206 .....	24
PR-4207 .....	24
PR-4208 .....	25
PR-4209 .....	25
PR-4210 .....	26
PR-4211 .....	26
PR-4212 .....	27
PR-4213 .....	27
PR-4214 .....	28
PR-4215 .....	28

### 119" T-LEG UNITS

PR-1190 .....	29
PR-1191 .....	29
PR-1192 .....	30
PR-1193 .....	30

### 30" HIGH END SECTIONS

PR-3050 .....	31
PR-3051 .....	31
PR-3052 .....	32
PR-3024 – T-leg .....	31-32
PR-3053 .....	33
PR-3054 .....	33
PR-3055 .....	34
PR-3029 – T-leg .....	33-34
PR-3056 .....	35
PR-3057 .....	35
PR-3058 .....	36
PR-3036 – T-leg .....	35-36
PR-3059 .....	37
PR-3060 .....	37
PR-3061 .....	38
PR-3042 – T-leg .....	37-38

### 36" HIGH END SECTIONS

PR-3650 .....	39
PR-3651 .....	39
PR-3652 .....	40
PR-3624 – T-leg .....	39-40
PR-3653 .....	41
PR-3654 .....	41
PR-3655 .....	42
PR-3629 – T-leg .....	41-42
PR-3656 .....	43
PR-3657 .....	43
PR-3658 .....	44
PR-3636 – T-leg .....	43-44
PR-3659 .....	45
PR-3660 .....	45
PR-3661 .....	46
PR-3642 – T-leg .....	45-46

### 42" HIGH END SECTIONS

PR-4250 .....	47
PR-4251 .....	47
PR-4252 .....	48
PR-4224 – T-leg .....	47-48
PR-4253 .....	49
PR-4254 .....	49
PR-4255 .....	50
PR-4229 – T-leg .....	49-50
PR-4256 .....	51
PR-4257 .....	51
PR-4258 .....	52
PR-4236 – T-leg .....	51-52
PR-4259 .....	53
PR-4260 .....	53
PR-4261 .....	54
PR-4242 – T-leg .....	53-54

For information concerning Condition of Sales, Warranty, Fabric, Finishes, etc., please download the *Conditions of Sales.pdf* on the Davis web site: [www.davisfurniture.com](http://www.davisfurniture.com)

## PRAT Table Series

### SPANNER TABLES

PR-5000 .....	55
PR-5001 .....	55
PR-5002 .....	55
PR-3024 – T Leg .....	56
PR-3624 – T Leg .....	56
PR-4224 – T Leg .....	56
PR-5003 .....	57
PR-5004 .....	57
PR-5005 .....	57
PR-3029 – T Leg .....	58
PR-3629 – T Leg .....	58
PR-4229 – T Leg .....	58
PR-5006 .....	59
PR-5007 .....	59
PR-5008 .....	59
PR-3036 – T Leg .....	60
PR-3636 – T Leg .....	60
PR-4236 – T Leg .....	60
PR-5009 .....	61
PR-5010 .....	61
PR-5011 .....	61
PR-3042 – T Leg .....	62
PR-3642 – T Leg .....	62
PR-4242 – T Leg .....	62

### BENCHES

PR-6064 .....	63
PR-6086 .....	63
PR-6107 .....	64

### CUSHIONS

PR-8001 .....	65
PR-8002 .....	65
PR-8003 .....	65
PR-8004 .....	66
PR-8005 .....	66

### ACCESSORIES

PR-7000 .....	67
PR-7001 .....	67
PR-7002 .....	67
PR-7003 .....	68
PR-7004 .....	68
PR-7005 .....	69
PR-7006 .....	69
PR-7007 .....	69
PR-7008 .....	69
PR-7009 .....	70

### ELECTRICAL OPTIONS

PR-90PP .....	71
PR-90PD .....	71
PR-90PU .....	71

For information concerning Condition of Sales, Warranty, Fabric, Finishes, etc., please download the *Conditions of Sales.pdf* on the Davis web site: [www.davisfurniture.com](http://www.davisfurniture.com)

## FEATURES

---

### **Construction**

Frame is constructed of 1/2" and 3/4" Baltic Birch plywood  
Leg and top frames are fitted together using stepped connection with wood glue

**Edge and leg thickness is 2 1/2"**

---

### **Glides**

Nylon adjustable glides are attached to steel brackets that are mechanically fastened to the table frame

---

### **Kick Plate**

Metal powder coated boot used on the bottom of the table legs to protect from everyday traffic that may lead to damage. See page 67-70 for pricing.

---

### **Power Data Unit**

Tables may be specified with a unit that has two power plugs **PR-90PP**, two power plugs and two RJ-45 Cat. 5, **PR-90PD**, or two power plugs and two charging USB **PR-90PU**. See page 71 for pricing.

Two outfeed cords are offered for these units:

**SP115-4** - 15A power plug 11.5' (3.5 meter) **\$106** list

**HWI-4** - Hardwire 11.5' (3.5 meter) **\$69** list

When two power units are placed on the top they will be 1/3 distance apart.

These tables cannot be retrofitted in the field. Electrical must be specified at time of order.

A button is pushed to flip unit around when electrical and data use is required.

---

### **Special Sizes**

Special sizes may be specified for the Prat Table

General parameters to follow are:

**Height** - not over 42" high

**Length** - no longer than 119" without T-leg

**Depth** - no deeper than 42" at this time. Minimum depth 24"

Please always contact the Factory with your request for Specials and discuss your needs. Quantities do make a difference in any special order.

---

### **Special Veneer**

Please contact Factory with this request

Not all materials are available in sizes needed for construction of tables

---

### **Surface Materials**

Laminates, solid surface acrylic (*only available in white*) or wood materials are applied to all sides of the legs and top

---

## ELECTRICAL OPTION



Electrical Detail Closed



Electrical Detail Open



Wire Management

---

## KICK PLATE

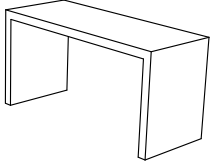


30" HIGH TABLES

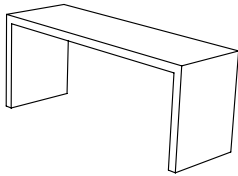
PRAT Table Series

Example: item number **PR-3000** + wood suffix **-BB** = **PR-3000-BB**

Item	Description	Dimensions	inches			List Price			
			l	d	h				
PR-3000	59" x 24" x 30" Table	Overall	59	24	30				
<i>UNITS ARE SHIPPED AS ONE COMPLETE PIECE AND CANNOT BE DISASSEMBLED AT TIME OF DELIVERY</i>									
			<b>-BB</b> Beech	<b>-MM</b> Maple	<b>-OA</b> Oak	<b>-WW</b> Walnut	<b>-ZZ</b> Zebrano	<b>-LAM</b> Laminate	<b>-AY</b> Acrylic (white only)
			<b>4242</b>	<b>4242</b>	<b>4242</b>	<b>4242</b>	<b>4242</b>	<b>4242</b>	<b>8489</b>



Item	Description	Dimensions	inches			List Price			
			l	d	h				
PR-3001	72" x 24" x 30" Table	Overall	72	24	30				
<i>UNITS ARE SHIPPED AS ONE COMPLETE PIECE AND CANNOT BE DISASSEMBLED AT TIME OF DELIVERY</i>									
			<b>-BB</b> Beech	<b>-MM</b> Maple	<b>-OA</b> Oak	<b>-WW</b> Walnut	<b>-ZZ</b> Zebrano	<b>-LAM</b> Laminate	<b>-AY</b> Acrylic (white only)
			<b>4435</b>	<b>4435</b>	<b>4435</b>	<b>4435</b>	<b>4435</b>	<b>4435</b>	<b>8937</b>



**Required to Specify**

Table Finishes :	Beech	<b>-BB</b>	101 Natural Beech 102 Light Beech 103 Medium Beech 104 Dark Beech	Maple	<b>-MM</b>	201 Natural Maple 202 Light Maple	Oak	<b>-OA</b>	301 Natural Oak 302 Medium Oak 303 Grey Oak 304 Brown Oak
	Walnut	<b>-WW</b>	400 Light Walnut 401 Natural Walnut 402 Medium Walnut	Zebrano	<b>-ZZ</b>	501 Natural Zebrano 502 Dark Zebrano	Acrylic	<b>-AY</b>	White Only
	Laminate	<b>-LAM</b>	<b>Solid Color Top</b> LAM-Antique White LAM-Black LAM-Designer White LAM-Dove Grey LAM-Fashion Grey LAM-Khaki Brown LAM-Linen LAM-Shadow LAM-Steel LAM-Wallaby			<b>Pattern Laminates</b> LAM-Grey Mesh LAM-Pewter LAM-Steel Mesh			<b>Wood Grain Laminates</b> LAM-Fusion Maple LAM-Montana Walnut LAM-Monticello Maple LAM-River Cherry LAM-Wild Cherry

**Options** (specify only if preferred) - see page 71 for electrical schematics

Power Box Options:

- PR-90PP Electrification in table top / 2 power plugs – \$1085 - If **one** Power unit is ordered it will be placed in the middle of table top.
- PR-90PP Electrification in table top / 2 power plugs – \$1959 - If **two** Power units are ordered they will be placed 1/3 of the table length apart.
- PR-90PD Electrification in table top / 2 power / 2 RJ45 Cat.5 – \$1405 - If **one** Power unit is ordered it will be placed in the middle of table top.
- PR-90PD Electrification in table top / 2 power / 2 RJ45 Cat.5 – \$2604 - If **two** Power units are ordered they will be placed 1/3 of the table length apart.
- PR-90PU Electrification in table top / 2 power / 2 charging USB – \$1519 - If **one** Power unit is ordered it will be placed in the middle of table top.
- PR-90PU Electrification in table top / 2 power / 2 charging USB – \$2834 - If **two** Power units are ordered they will be placed 1/3 of the table length apart.

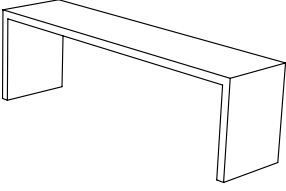
Infeed Options:


- SPI15-4 End power cord with plug – \$106 - 3.5 meter with 15A power plug
- HWI-4 End power cord for hardwire – \$69 - 3.5 meter for hardwire

30" HIGH TABLES

PRAT Table Series

Example: item number **PR-3002** + wood suffix **-BB** = **PR-3002-BB**

Item	Description	Dimensions	inches						
			l	d	h				
PR-3002	96" x 24" x 30" Table	Overall	96	24	30				
 <p style="text-align: center;">UNITS ARE SHIPPED AS ONE COMPLETE PIECE AND CANNOT BE DISASSEMBLED AT TIME OF DELIVERY</p>									
	List Price		-BB Beech	-MM Maple	-OA Oak	-WW Walnut	-ZZ Zebrano	-LAM Laminate	-AY Acrylic (white only)
			4910	4910	4910	4910	4910	4910	9854

Item	Description	Dimensions	inches						
			l	d	h				
PR-3003	119" x 24" x 30" Table	Overall	119	24	30				
 <p style="text-align: center;">UNITS ARE SHIPPED AS ONE COMPLETE PIECE AND CANNOT BE DISASSEMBLED AT TIME OF DELIVERY</p>									
	List Price		-BB Beech	-MM Maple	-OA Oak	-WW Walnut	-ZZ Zebrano	-LAM Laminate	-AY Acrylic (white only)
			5392	5392	5392	5392	5392	5392	11458

**Required to Specify**

Table Finishes :	Beech	-BB	101 Natural Beech 102 Light Beech 103 Medium Beech 104 Dark Beech	Maple	-MM	201 Natural Maple 202 Light Maple	Oak	-OA	301 Natural Oak 302 Medium Oak 303 Grey Oak 304 Brown Oak
	Walnut	-WW	400 Light Walnut 401 Natural Walnut 402 Medium Walnut	Zebrano	-ZZ	501 Natural Zebrano 502 Dark Zebrano	Acrylic	-AY	White Only
	Laminate	-LAM	<b>Solid Color Top</b> LAM-Antique White LAM-Black LAM-Designer White LAM-Dove Grey LAM-Fashion Grey LAM-Khaki Brown LAM-Linen LAM-Shadow LAM-Steel LAM-Wallaby			<b>Pattern Laminates</b> LAM-Grey Mesh LAM-Pewter LAM-Steel Mesh			<b>Wood Grain Laminates</b> LAM-Fusion Maple LAM-Montana Walnut LAM-Monticello Maple LAM-River Cherry LAM-Wild Cherry

**Options** (specify only if preferred) - see page 71 for electrical schematics

**Power Box Options:**

- PR-90PP Electrification in table top / 2 power plugs – \$1085 - If **one** Power unit is ordered it will be placed in the middle of table top.
- PR-90PP Electrification in table top / 2 power plugs – \$1959 - If **two** Power units are ordered they will be placed 1/3 of the table length apart.
- PR-90PD Electrification in table top / 2 power / 2 RJ45 Cat.5 – \$1405 - If **one** Power unit is ordered it will be placed in the middle of table top.
- PR-90PD Electrification in table top / 2 power / 2 RJ45 Cat.5 – \$2604 - If **two** Power units are ordered they will be placed 1/3 of the table length apart.
- PR-90PU Electrification in table top / 2 power / 2 charging USB – \$1519 - If **one** Power unit is ordered it will be placed in the middle of table top.
- PR-90PU Electrification in table top / 2 power / 2 charging USB – \$2834 - If **two** Power units are ordered they will be placed 1/3 of the table length apart.

**Infeed Options:**

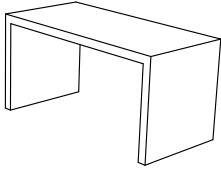
- SPI15-4 End power cord with plug – \$106 - 3.5 meter with 15A power plug
- HWI-4 End power cord for hardwire – \$69 - 3.5 meter for hardwire

30" HIGH TABLES

PRAT Table Series

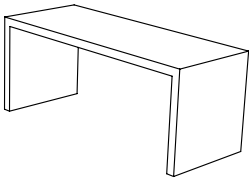
Example: item number **PR-3004** + wood suffix **-BB** = **PR-3004-BB**

Item	Description	Dimensions	inches			List Price							
			l	d	h		-BB	-MM	-OA	-WW	-ZZ	-LAM	-AY
PR-3004	59" x 29" x 30" Table	Overall	59	29	30		Beech	Maple	Oak	Walnut	Zebrano	Laminate	Acrylic (white only)
			<b>4740</b>	<b>4740</b>	<b>4740</b>	<b>4740</b>	<b>4740</b>	<b>4740</b>	<b>4740</b>	<b>4740</b>	<b>4740</b>	<b>4740</b>	<b>8858</b>



UNITS ARE SHIPPED AS ONE COMPLETE PIECE AND CANNOT BE DISASSEMBLED AT TIME OF DELIVERY

Item	Description	Dimensions	inches			List Price							
			l	d	h		-BB	-MM	-OA	-WW	-ZZ	-LAM	-AY
PR-3005	72" x 29" x 30" Table	Overall	72	29	30		Beech	Maple	Oak	Walnut	Zebrano	Laminate	Acrylic (white only)
			<b>5034</b>	<b>5034</b>	<b>5034</b>	<b>5034</b>	<b>5034</b>	<b>5034</b>	<b>5034</b>	<b>5034</b>	<b>5034</b>	<b>5034</b>	<b>9555</b>



UNITS ARE SHIPPED AS ONE COMPLETE PIECE AND CANNOT BE DISASSEMBLED AT TIME OF DELIVERY

**Required to Specify**

Table Finishes :	Beech	-BB	101 Natural Beech 102 Light Beech 103 Medium Beech 104 Dark Beech	Maple	-MM	201 Natural Maple 202 Light Maple	Oak	-OA	301 Natural Oak 302 Medium Oak 303 Grey Oak 304 Brown Oak
	Walnut	-WW	400 Light Walnut 401 Natural Walnut 402 Medium Walnut	Zebrano	-ZZ	501 Natural Zebrano 502 Dark Zebrano	Acrylic	-AY	White Only
	Laminate	-LAM	<b>Solid Color Top</b> LAM-Antique White LAM-Black LAM-Designer White LAM-Dove Grey LAM-Fashion Grey LAM-Khaki Brown LAM-Linen LAM-Shadow LAM-Steel LAM-Wallaby			<b>Pattern Laminates</b> LAM-Grey Mesh LAM-Pewter LAM-Steel Mesh			<b>Wood Grain Laminates</b> LAM-Fusion Maple LAM-Montana Walnut LAM-Monticello Maple LAM-River Cherry LAM-Wild Cherry

**Options** (specify only if preferred) - see page 71 for electrical schematics

Power Box Options:

- PR-90PP Electrification in table top / 2 power plugs – \$1085 - If **one** Power unit is ordered it will be placed in the middle of table top.
- PR-90PP Electrification in table top / 2 power plugs – \$1959 - If **two** Power units are ordered they will be placed 1/3 of the table length apart.
- PR-90PD Electrification in table top / 2 power / 2 RJ45 Cat.5 – \$1405 - If **one** Power unit is ordered it will be placed in the middle of table top.
- PR-90PD Electrification in table top / 2 power / 2 RJ45 Cat.5 – \$2604 - If **two** Power units are ordered they will be placed 1/3 of the table length apart.
- PR-90PU Electrification in table top / 2 power / 2 charging USB – \$1519 - If **one** Power unit is ordered it will be placed in the middle of table top.
- PR-90PU Electrification in table top / 2 power / 2 charging USB – \$2834 - If **two** Power units are ordered they will be placed 1/3 of the table length apart.

Infeed Options:

- SPI15-4 End power cord with plug – \$106 - 3.5 meter with 15A power plug
- HWI-4 End power cord for hardwire – \$69 - 3.5 meter for hardwire

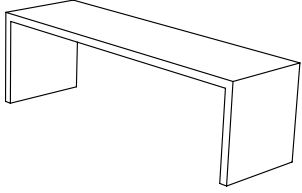


30" HIGH TABLES

PRAT Table Series

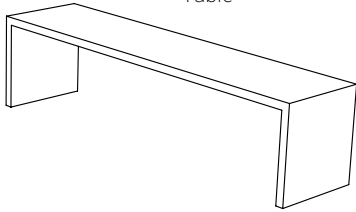
Example: item number **PR-3006** + wood suffix **-BB** = **PR-3006-BB**

Item	Description	Dimensions	inches			List Price	Options						
			l	d	h		-BB	-MM	-OA	-WW	-ZZ	-LAM	-AY
PR-3006	96" x 29" x 30" Table	Overall	96	29	30		Beech	Maple	Oak	Walnut	Zebrano	Laminate	Acrylic (white only)
			5652	5652	5652	5652	5652	5652	5652	5652	5652	5652	10269



UNITS ARE SHIPPED AS ONE COMPLETE PIECE AND CANNOT BE DISASSEMBLED AT TIME OF DELIVERY

Item	Description	Dimensions	inches			List Price	Options						
			l	d	h		-BB	-MM	-OA	-WW	-ZZ	-LAM	-AY
PR-3007	119" x 29" x 30" Table	Overall	119	29	30		Beech	Maple	Oak	Walnut	Zebrano	Laminate	Acrylic (white only)
			6177	6177	6177	6177	6177	6177	6177	6177	6177	6177	12071



UNITS ARE SHIPPED AS ONE COMPLETE PIECE AND CANNOT BE DISASSEMBLED AT TIME OF DELIVERY

**Required to Specify**

Table Finishes :	Beech	-BB	101 Natural Beech 102 Light Beech 103 Medium Beech 104 Dark Beech	Maple	-MM	201 Natural Maple 202 Light Maple	Oak	-OA	301 Natural Oak 302 Medium Oak 303 Grey Oak 304 Brown Oak
	Walnut	-WW	400 Light Walnut 401 Natural Walnut 402 Medium Walnut	Zebrano	-ZZ	501 Natural Zebrano 502 Dark Zebrano	Acrylic	-AY	White Only
	Laminate	-LAM	<b>Solid Color Top</b> LAM-Antique White LAM-Black LAM-Designer White LAM-Dove Grey LAM-Fashion Grey LAM-Khaki Brown LAM-Linen LAM-Shadow LAM-Steel LAM-Wallaby			<b>Pattern Laminates</b> LAM-Grey Mesh LAM-Pewter LAM-Steel Mesh			<b>Wood Grain Laminates</b> LAM-Fusion Maple LAM-Montana Walnut LAM-Monticello Maple LAM-River Cherry LAM-Wild Cherry

**Options** (specify only if preferred) - see page 71 for electrical schematics

**Power Box Options:**

- PR-90PP Electrification in table top / 2 power plugs – \$1085 - If **one** Power unit is ordered it will be placed in the middle of table top.
- PR-90PP Electrification in table top / 2 power plugs – \$1959 - If **two** Power units are ordered they will be placed 1/3 of the table length apart.
- PR-90PD Electrification in table top / 2 power / 2 RJ45 Cat.5 – \$1405 - If **one** Power unit is ordered it will be placed in the middle of table top.
- PR-90PD Electrification in table top / 2 power / 2 RJ45 Cat.5 – \$2604 - If **two** Power units are ordered they will be placed 1/3 of the table length apart.
- PR-90PU Electrification in table top / 2 power / 2 charging USB – \$1519 - If **one** Power unit is ordered it will be placed in the middle of table top.
- PR-90PU Electrification in table top / 2 power / 2 charging USB – \$2834 - If **two** Power units are ordered they will be placed 1/3 of the table length apart.

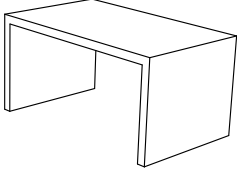
**Infeed Options:**

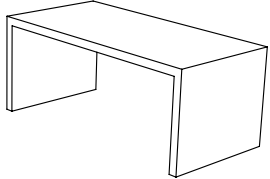
- SPI15-4 End power cord with plug – \$106 - 3.5 meter with 15A power plug
- HWI-4 End power cord for hardwire – \$69 - 3.5 meter for hardwire

30" HIGH TABLES

PRAT Table Series

Example: item number **PR-3008** + wood suffix **-BB** = **PR-3008-BB**

Item	Description	Dimensions	inches									
			l	d	h							
PR-3008	59" x 36" x 30" Table	Overall	59	36	30							
 <p style="text-align: center;"><i>UNITS ARE SHIPPED AS ONE COMPLETE PIECE AND CANNOT BE DISASSEMBLED AT TIME OF DELIVERY</i></p>												
	List Price		-BB Beech	-MM Maple	-OA Oak	-WW Walnut	-ZZ Zebrano	-LAM Laminate				-AY Acrylic (white only)
			5314	5314	5314	5314	5314	5314				9745

Item	Description	Dimensions	inches									
			l	d	h							
PR-3009	72" x 36" x 30" Table	Overall	72	36	30							
 <p style="text-align: center;"><i>UNITS ARE SHIPPED AS ONE COMPLETE PIECE AND CANNOT BE DISASSEMBLED AT TIME OF DELIVERY</i></p>												
	List Price		-BB Beech	-MM Maple	-OA Oak	-WW Walnut	-ZZ Zebrano	-LAM Laminate				-AY Acrylic (white only)
			5735	5735	5735	5735	5735	5735				10547

**Required to Specify**

Table Finishes :	Beech	-BB	101 Natural Beech 102 Light Beech 103 Medium Beech 104 Dark Beech	Maple	-MM	201 Natural Maple 202 Light Maple	Oak	-OA	301 Natural Oak 302 Medium Oak 303 Grey Oak 304 Brown Oak
	Walnut	-WW	400 Light Walnut 401 Natural Walnut 402 Medium Walnut	Zebrano	-ZZ	501 Natural Zebrano 502 Dark Zebrano	Acrylic	-AY	White Only
	Laminate	-LAM	<b>Solid Color Top</b> LAM-Antique White LAM-Black LAM-Designer White LAM-Dove Grey LAM-Fashion Grey LAM-Khaki Brown LAM-Linen LAM-Shadow LAM-Steel LAM-Wallaby			<b>Pattern Laminates</b> LAM-Grey Mesh LAM-Pewter LAM-Steel Mesh			<b>Wood Grain Laminates</b> LAM-Fusion Maple LAM-Montana Walnut LAM-Monticello Maple LAM-River Cherry LAM-Wild Cherry

**Options** (specify only if preferred) - see page 71 for electrical schematics

Power Box Options:

- PR-90PP Electrification in table top / 2 power plugs – \$1085 - If **one** Power unit is ordered it will be placed in the middle of table top.
- PR-90PP Electrification in table top / 2 power plugs – \$1959 - If **two** Power units are ordered they will be placed 1/3 of the table length apart.
- PR-90PD Electrification in table top / 2 power / 2 RJ45 Cat.5 – \$1405 - If **one** Power unit is ordered it will be placed in the middle of table top.
- PR-90PD Electrification in table top / 2 power / 2 RJ45 Cat.5 – \$2604 - If **two** Power units are ordered they will be placed 1/3 of the table length apart.
- PR-90PU Electrification in table top / 2 power / 2 charging USB – \$1519 - If **one** Power unit is ordered it will be placed in the middle of table top.
- PR-90PU Electrification in table top / 2 power / 2 charging USB – \$2834 - If **two** Power units are ordered they will be placed 1/3 of the table length apart.


Infeed Options:

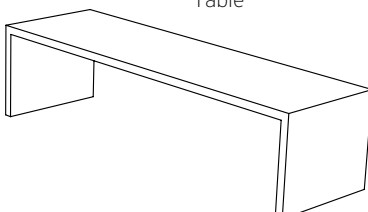
- SPI15-4 End power cord with plug – \$106 - 3.5 meter with 15A power plug
- HWI-4 End power cord for hardwire – \$69 - 3.5 meter for hardwire

30" HIGH TABLES

PRAT Table Series

Example: item number **PR-3010** + wood suffix **-BB** = **PR-3010-BB**

Item	Description	Dimensions	inches			List Price							
			l	d	h		-BB	-MM	-OA	-WW	-ZZ	-LAM	-AY
PR-3010	96" x 36" x 30" Table	Overall	96	36	30		Beech	Maple	Oak	Walnut	Zebrano	Laminate	Acrylic (white only)
<i>UNITS ARE SHIPPED AS ONE COMPLETE PIECE AND CANNOT BE DISASSEMBLED AT TIME OF DELIVERY</i>													
						<b>6483</b>	<b>6483</b>	<b>6483</b>	<b>6483</b>	<b>6483</b>	<b>6483</b>	<b>6483</b>	<b>11881</b>

Item	Description	Dimensions	inches			List Price							
			l	d	h		-BB	-MM	-OA	-WW	-ZZ	-LAM	-AY
PR-3011	119" x 36" x 30" Table	Overall	119	36	30		Beech	Maple	Oak	Walnut	Zebrano	Laminate	Acrylic (white only)
<i>UNITS ARE SHIPPED AS ONE COMPLETE PIECE AND CANNOT BE DISASSEMBLED AT TIME OF DELIVERY</i>													
						<b>7096</b>	<b>7096</b>	<b>7096</b>	<b>7096</b>	<b>7096</b>	<b>7096</b>	<b>7096</b>	<b>13180</b>

**Required to Specify**

Table Finishes :	Beech	<b>-BB</b>	101 Natural Beech 102 Light Beech 103 Medium Beech 104 Dark Beech	Maple	<b>-MM</b>	201 Natural Maple 202 Light Maple	Oak	<b>-OA</b>	301 Natural Oak 302 Medium Oak 303 Grey Oak 304 Brown Oak
	Walnut	<b>-WW</b>	400 Light Walnut 401 Natural Walnut 402 Medium Walnut	Zebrano	<b>-ZZ</b>	501 Natural Zebrano 502 Dark Zebrano	Acrylic	<b>-AY</b>	White Only
	Laminate	<b>-LAM</b>	<b>Solid Color Top</b> LAM-Antique White LAM-Black LAM-Designer White LAM-Dove Grey LAM-Fashion Grey LAM-Khaki Brown LAM-Linen LAM-Shadow LAM-Steel LAM-Wallaby			<b>Pattern Laminates</b> LAM-Grey Mesh LAM-Pewter LAM-Steel Mesh			<b>Wood Grain Laminates</b> LAM-Fusion Maple LAM-Montana Walnut LAM-Monticello Maple LAM-River Cherry LAM-Wild Cherry

**Options** (specify only if preferred) - see page 71 for electrical schematics

**Power Box Options:**

- PR-90PP Electrification in table top / 2 power plugs – **\$1085** - If **one** Power unit is ordered it will be placed in the middle of table top.
- PR-90PP Electrification in table top / 2 power plugs – **\$1959** - If **two** Power units are ordered they will be placed 1/3 of the table length apart.
- PR-90PD Electrification in table top / 2 power / 2 RJ45 Cat.5 – **\$1405** - If **one** Power unit is ordered it will be placed in the middle of table top.
- PR-90PD Electrification in table top / 2 power / 2 RJ45 Cat.5 – **\$2604** - If **two** Power units are ordered they will be placed 1/3 of the table length apart.
- PR-90PU Electrification in table top / 2 power / 2 charging USB – **\$1519** - If **one** Power unit is ordered it will be placed in the middle of table top.
- PR-90PU Electrification in table top / 2 power / 2 charging USB – **\$2834** - If **two** Power units are ordered they will be placed 1/3 of the table length apart.

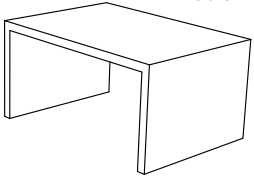
**Infeed Options:**

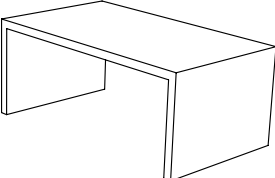
- SPI15-4 End power cord with plug – **\$106** - 3.5 meter with 15A power plug
- HWI-4 End power cord for hardwire – **\$69** - 3.5 meter for hardwire

30" HIGH TABLES

PRAT Table Series

Example: item number **PR-3012** + wood suffix **-BB** = **PR-3012-BB**

Item	Description	Dimensions	inches						
			l	d	h				
PR-3012	59" x 42" x 30" Table	Overall	59	42	30				
									
<i>UNITS ARE SHIPPED AS ONE COMPLETE PIECE AND CANNOT BE DISASSEMBLED AT TIME OF DELIVERY</i>									
	List Price		-BB Beech	-MM Maple	-OA Oak	-WW Walnut	-ZZ Zebrano	-LAM Laminate	-AY Acrylic (white only)
			5793	5793	5793	5793	5793	5793	10633

Item	Description	Dimensions	inches						
			l	d	h				
PR-3013	72" x 42" x 30" Table	Overall	72	42	30				
									
<i>UNITS ARE SHIPPED AS ONE COMPLETE PIECE AND CANNOT BE DISASSEMBLED AT TIME OF DELIVERY</i>									
	List Price		-BB Beech	-MM Maple	-OA Oak	-WW Walnut	-ZZ Zebrano	-LAM Laminate	-AY Acrylic (white only)
			6296	6296	6296	6296	6296	6296	11537

**Required to Specify**

Table Finishes :	Beech	-BB	101 Natural Beech 102 Light Beech 103 Medium Beech 104 Dark Beech	Maple	-MM	201 Natural Maple 202 Light Maple	Oak	-OA	301 Natural Oak 302 Medium Oak 303 Grey Oak 304 Brown Oak
	Walnut	-WW	400 Light Walnut 401 Natural Walnut 402 Medium Walnut	Zebrano	-ZZ	501 Natural Zebrano 502 Dark Zebrano	Acrylic	-AY	White Only
	Laminate	-LAM	<b>Solid Color Top</b> LAM-Antique White LAM-Black LAM-Designer White LAM-Dove Grey LAM-Fashion Grey LAM-Khaki Brown LAM-Linen LAM-Shadow LAM-Steel LAM-Wallaby			<b>Pattern Laminates</b> LAM-Grey Mesh LAM-Pewter LAM-Steel Mesh			<b>Wood Grain Laminates</b> LAM-Fusion Maple LAM-Montana Walnut LAM-Monticello Maple LAM-River Cherry LAM-Wild Cherry

**Options** (specify only if preferred) - see page 71 for electrical schematics

**Power Box Options:**

- PR-90PP Electrification in table top / 2 power plugs – \$1085 - If **one** Power unit is ordered it will be placed in the middle of table top.
- PR-90PP Electrification in table top / 2 power plugs – \$1959 - If **two** Power units are ordered they will be placed 1/3 of the table length apart.
- PR-90PD Electrification in table top / 2 power / 2 RJ45 Cat.5 – \$1405 - If **one** Power unit is ordered it will be placed in the middle of table top.
- PR-90PD Electrification in table top / 2 power / 2 RJ45 Cat.5 – \$2604 - If **two** Power units are ordered they will be placed 1/3 of the table length apart.
- PR-90PU Electrification in table top / 2 power / 2 charging USB – \$1519 - If **one** Power unit is ordered it will be placed in the middle of table top.
- PR-90PU Electrification in table top / 2 power / 2 charging USB – \$2834 - If **two** Power units are ordered they will be placed 1/3 of the table length apart.


**Infeed Options:**

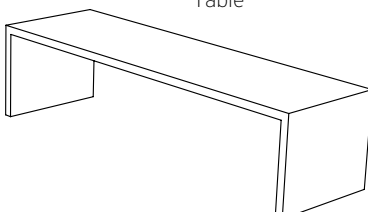
- SPI15-4 End power cord with plug – \$106 - 3.5 meter with 15A power plug
- HWI-4 End power cord for hardwire – \$69 - 3.5 meter for hardwire

30" HIGH TABLES

PRAT Table Series

Example: item number **PR-3014** + wood suffix **-BB** = **PR-3014-BB**

Item	Description	Dimensions	inches			List Price			
			l	d	h				
PR-3014	96" x 42" x 30" Table	Overall	96	42	30				
 <p style="text-align: center;"><i>UNITS ARE SHIPPED AS ONE COMPLETE PIECE AND CANNOT BE DISASSEMBLED AT TIME OF DELIVERY</i></p>									
			<b>-BB</b> Beech	<b>-MM</b> Maple	<b>-OA</b> Oak	<b>-WW</b> Walnut	<b>-ZZ</b> Zebrano	<b>-LAM</b> Laminate	<b>-AY</b> Acrylic (white only)
			<b>7086</b>	<b>7086</b>	<b>7086</b>	<b>7086</b>	<b>7086</b>	<b>7086</b>	<b>13490</b>

Item	Description	Dimensions	inches			List Price			
			l	d	h				
PR-3015	119" x 42" x 30" Table	Overall	119	42	30				
 <p style="text-align: center;"><i>UNITS ARE SHIPPED AS ONE COMPLETE PIECE AND CANNOT BE DISASSEMBLED AT TIME OF DELIVERY</i></p>									
			<b>-BB</b> Beech	<b>-MM</b> Maple	<b>-OA</b> Oak	<b>-WW</b> Walnut	<b>-ZZ</b> Zebrano	<b>-LAM</b> Laminate	<b>-AY</b> Acrylic (white only)
			<b>7787</b>	<b>7787</b>	<b>7787</b>	<b>7787</b>	<b>7787</b>	<b>7787</b>	<b>14287</b>

**Required to Specify**

Table Finishes :	Beech	<b>-BB</b>	101 Natural Beech 102 Light Beech 103 Medium Beech 104 Dark Beech	Maple	<b>-MM</b>	201 Natural Maple 202 Light Maple	Oak	<b>-OA</b>	301 Natural Oak 302 Medium Oak 303 Grey Oak 304 Brown Oak
	Walnut	<b>-WW</b>	400 Light Walnut 401 Natural Walnut 402 Medium Walnut	Zebrano	<b>-ZZ</b>	501 Natural Zebrano 502 Dark Zebrano	Acrylic	<b>-AY</b>	White Only
	Laminate	<b>-LAM</b>	<b>Solid Color Top</b> LAM-Antique White LAM-Black LAM-Designer White LAM-Dove Grey LAM-Fashion Grey LAM-Khaki Brown LAM-Linen LAM-Shadow LAM-Steel LAM-Wallaby			<b>Pattern Laminates</b> LAM-Grey Mesh LAM-Pewter LAM-Steel Mesh			<b>Wood Grain Laminates</b> LAM-Fusion Maple LAM-Montana Walnut LAM-Monticello Maple LAM-River Cherry LAM-Wild Cherry

**Options** (specify only if preferred) - see page 71 for electrical schematics

**Power Box Options:**

- PR-90PP Electrification in table top / 2 power plugs – **\$1085** - If **one** Power unit is ordered it will be placed in the middle of table top.
- PR-90PP Electrification in table top / 2 power plugs – **\$1959** - If **two** Power units are ordered they will be placed 1/3 of the table length apart.
- PR-90PD Electrification in table top / 2 power / 2 RJ45 Cat.5 – **\$1405** - If **one** Power unit is ordered it will be placed in the middle of table top.
- PR-90PD Electrification in table top / 2 power / 2 RJ45 Cat.5 – **\$2604** - If **two** Power units are ordered they will be placed 1/3 of the table length apart.
- PR-90PU Electrification in table top / 2 power / 2 charging USB – **\$1519** - If **one** Power unit is ordered it will be placed in the middle of table top.
- PR-90PU Electrification in table top / 2 power / 2 charging USB – **\$2834** - If **two** Power units are ordered they will be placed 1/3 of the table length apart.

**Infeed Options:**

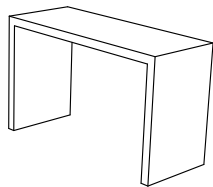
- SPI15-4 End power cord with plug – **\$106** - 3.5 meter with 15A power plug
- HWI-4 End power cord for hardwire – **\$69** - 3.5 meter for hardwire

36" HIGH TABLES

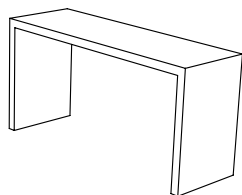
PRAT Table Series

Example: item number **PR-3600** + wood suffix **-BB** = **PR-3600-BB**

Item	Description	Dimensions	inches			List Price							
			l	d	h		-BB	-MM	-OA	-WW	-ZZ	-LAM	-AY
PR-3600	59" x 24" x 36" Table	Overall	59	24	36		Beech	Maple	Oak	Walnut	Zebrano	Laminate	Acrylic (white only)
<i>UNITS ARE SHIPPED AS ONE COMPLETE PIECE AND CANNOT BE DISASSEMBLED AT TIME OF DELIVERY</i>													
						<b>4505</b>	<b>4505</b>	<b>4505</b>	<b>4505</b>	<b>4505</b>	<b>4505</b>	<b>4505</b>	<b>9402</b>



Item	Description	Dimensions	inches			List Price							
			l	d	h		-BB	-MM	-OA	-WW	-ZZ	-LAM	-AY
PR-3601	72" x 24" x 36" Table	Overall	72	24	36		Beech	Maple	Oak	Walnut	Zebrano	Laminate	Acrylic (white only)
<i>UNITS ARE SHIPPED AS ONE COMPLETE PIECE AND CANNOT BE DISASSEMBLED AT TIME OF DELIVERY</i>													
						<b>4691</b>	<b>4691</b>	<b>4691</b>	<b>4691</b>	<b>4691</b>	<b>4691</b>	<b>4691</b>	<b>10147</b>



**Required to Specify**

Table Finishes :	Beech	-BB	101 Natural Beech 102 Light Beech 103 Medium Beech 104 Dark Beech	Maple	-MM	201 Natural Maple 202 Light Maple	Oak	-OA	301 Natural Oak 302 Medium Oak 303 Grey Oak 304 Brown Oak
	Walnut	-WW	400 Light Walnut 401 Natural Walnut 402 Medium Walnut	Zebrano	-ZZ	501 Natural Zebrano 502 Dark Zebrano	Acrylic	-AY	White Only
	Laminate	-LAM	<i>Solid Color Top</i> LAM-Antique White LAM-Black LAM-Designer White LAM-Dove Grey LAM-Fashion Grey LAM-Khaki Brown LAM-Linen LAM-Shadow LAM-Steel LAM-Wallaby			<i>Pattern Laminates</i> LAM-Grey Mesh LAM-Pewter LAM-Steel Mesh			<i>Wood Grain Laminates</i> LAM-Fusion Maple LAM-Montana Walnut LAM-Monticello Maple LAM-River Cherry LAM-Wild Cherry

**Options** (specify only if preferred) - see page 71 for electrical schematics

**Power Box Options:**

- PR-90PP Electrification in table top / 2 power plugs – **\$1085** - If **one** Power unit is ordered it will be placed in the middle of table top.
- PR-90PP Electrification in table top / 2 power plugs – **\$1959** - If **two** Power units are ordered they will be placed 1/3 of the table length apart.
- PR-90PD Electrification in table top / 2 power / 2 RJ45 Cat.5 – **\$1405** - If **one** Power unit is ordered it will be placed in the middle of table top.
- PR-90PD Electrification in table top / 2 power / 2 RJ45 Cat.5 – **\$2604** - If **two** Power units are ordered they will be placed 1/3 of the table length apart.
- PR-90PU Electrification in table top / 2 power / 2 charging USB – **\$1519** - If **one** Power unit is ordered it will be placed in the middle of table top.
- PR-90PU Electrification in table top / 2 power / 2 charging USB – **\$2834** - If **two** Power units are ordered they will be placed 1/3 of the table length apart.

**Infeed Options:**

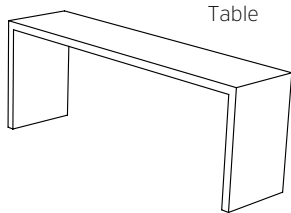
- SPI15-4 End power cord with plug – **\$106** - 3.5 meter with 15A power plug
- HWI-4 End power cord for hardwire – **\$69** - 3.5 meter for hardwire

36" HIGH TABLES

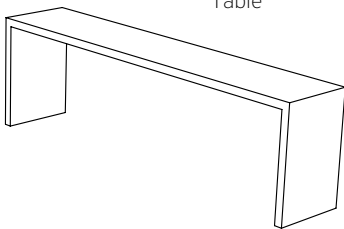
PRAT Table Series

Example: item number **PR-3602** + wood suffix **-BB** = **PR-3602-BB**

Item	Description	Dimensions	inches			List Price			
			l	d	h				
PR-3602	96" x 24" x 36" Table	Overall	96	24	36				
<i>UNITS ARE SHIPPED AS ONE COMPLETE PIECE AND CANNOT BE DISASSEMBLED AT TIME OF DELIVERY</i>									
			-BB Beech	-MM Maple	-OA Oak	-WW Walnut	-ZZ Zebrano	-LAM Laminate	-AY Acrylic (white only)
			5168	5168	5168	5168	5168	5168	10666



Item	Description	Dimensions	inches			List Price			
			l	d	h				
PR-3603	119" x 24" x 36" Table	Overall	119	24	36				
<i>UNITS ARE SHIPPED AS ONE COMPLETE PIECE AND CANNOT BE DISASSEMBLED AT TIME OF DELIVERY</i>									
			-BB Beech	-MM Maple	-OA Oak	-WW Walnut	-ZZ Zebrano	-LAM Laminate	-AY Acrylic (white only)
			5649	5649	5649	5649	5649	5649	12412



**Required to Specify**

Table Finishes :	Beech	-BB	101 Natural Beech 102 Light Beech 103 Medium Beech 104 Dark Beech	Maple	-MM	201 Natural Maple 202 Light Maple	Oak	-OA	301 Natural Oak 302 Medium Oak 303 Grey Oak 304 Brown Oak
	Walnut	-WW	400 Light Walnut 401 Natural Walnut 402 Medium Walnut	Zebrano	-ZZ	501 Natural Zebrano 502 Dark Zebrano	Acrylic	-AY	White Only
	Laminate	-LAM	<b>Solid Color Top</b> LAM-Antique White LAM-Black LAM-Designer White LAM-Dove Grey LAM-Fashion Grey LAM-Khaki Brown LAM-Linen LAM-Shadow LAM-Steel LAM-Wallaby			<b>Pattern Laminates</b> LAM-Grey Mesh LAM-Pewter LAM-Steel Mesh			<b>Wood Grain Laminates</b> LAM-Fusion Maple LAM-Montana Walnut LAM-Monticello Maple LAM-River Cherry LAM-Wild Cherry

**Options** (specify only if preferred) - see page 71 for electrical schematics

**Power Box Options:**

- PR-90PP Electrification in table top / 2 power plugs – \$1085 - If **one** Power unit is ordered it will be placed in the middle of table top.
- PR-90PP Electrification in table top / 2 power plugs – \$1959 - If **two** Power units are ordered they will be placed 1/3 of the table length apart.
- PR-90PD Electrification in table top / 2 power / 2 RJ45 Cat.5 – \$1405 - If **one** Power unit is ordered it will be placed in the middle of table top.
- PR-90PD Electrification in table top / 2 power / 2 RJ45 Cat.5 – \$2604 - If **two** Power units are ordered they will be placed 1/3 of the table length apart.
- PR-90PU Electrification in table top / 2 power / 2 charging USB – \$1519 - If **one** Power unit is ordered it will be placed in the middle of table top.
- PR-90PU Electrification in table top / 2 power / 2 charging USB – \$2834 - If **two** Power units are ordered they will be placed 1/3 of the table length apart.

**Infeed Options:**

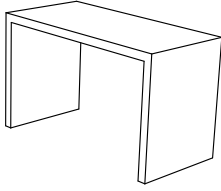
- SPI15-4 End power cord with plug – \$106 - 3.5 meter with 15A power plug
- HWI-4 End power cord for hardwire – \$69 - 3.5 meter for hardwire

36" HIGH TABLES

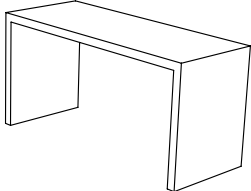
PRAT Table Series

Example: item number **PR-3604** + wood suffix **-BB** = **PR-3604-BB**

Item	Description	Dimensions	inches											
			l	d	h									
PR-3604	59" x 29" x 36" Table	Overall	59	29	36									
<i>UNITS ARE SHIPPED AS ONE COMPLETE PIECE AND CANNOT BE DISASSEMBLED AT TIME OF DELIVERY</i>														
						-BB	-MM	-OA	-WW	-ZZ	-LAM		-AY	
						Beech	Maple	Oak	Walnut	Zebrano	Laminate		Acrylic	
		List Price											(white only)	
			5030	5030	5030	5030	5030	5030	5030	5030	5030		9797	



Item	Description	Dimensions	inches										
			l	d	h								
PR-3605	72" x 29" x 36" Table	Overall	72	29	36								
<i>UNITS ARE SHIPPED AS ONE COMPLETE PIECE AND CANNOT BE DISASSEMBLED AT TIME OF DELIVERY</i>													
						-BB	-MM	-OA	-WW	-ZZ	-LAM		-AY
						Beech	Maple	Oak	Walnut	Zebrano	Laminate		Acrylic
		List Price											(white only)
			5328	5328	5328	5328	5328	5328	5328	5328	5328		10555



**Required to Specify**

Table Finishes :	Beech	-BB	101 Natural Beech 102 Light Beech 103 Medium Beech 104 Dark Beech	Maple	-MM	201 Natural Maple 202 Light Maple	Oak	-OA	301 Natural Oak 302 Medium Oak 303 Grey Oak 304 Brown Oak
	Walnut	-WW	400 Light Walnut 401 Natural Walnut 402 Medium Walnut	Zebrano	-ZZ	501 Natural Zebrano 502 Dark Zebrano	Acrylic	-AY	White Only
	Laminate	-LAM	<b>Solid Color Top</b> LAM-Antique White LAM-Black LAM-Designer White LAM-Dove Grey LAM-Fashion Grey LAM-Khaki Brown LAM-Linen LAM-Shadow LAM-Steel LAM-Wallaby			<b>Pattern Laminates</b> LAM-Grey Mesh LAM-Pewter LAM-Steel Mesh			<b>Wood Grain Laminates</b> LAM-Fusion Maple LAM-Montana Walnut LAM-Monticello Maple LAM-River Cherry LAM-Wild Cherry

**Options** (specify only if preferred) - see page 71 for electrical schematics

**Power Box Options:**

- PR-90PP Electrification in table top / 2 power plugs – \$1085 - If **one** Power unit is ordered it will be placed in the middle of table top.
- PR-90PP Electrification in table top / 2 power plugs – \$1959 - If **two** Power units are ordered they will be placed 1/3 of the table length apart.
- PR-90PD Electrification in table top / 2 power / 2 RJ45 Cat.5 – \$1405 - If **one** Power unit is ordered it will be placed in the middle of table top.
- PR-90PD Electrification in table top / 2 power / 2 RJ45 Cat.5 – \$2604 - If **two** Power units are ordered they will be placed 1/3 of the table length apart.
- PR-90PU Electrification in table top / 2 power / 2 charging USB – \$1519 - If **one** Power unit is ordered it will be placed in the middle of table top.
- PR-90PU Electrification in table top / 2 power / 2 charging USB – \$2834 - If **two** Power units are ordered they will be placed 1/3 of the table length apart.

**Infeed Options:**

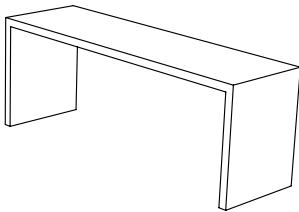
- SPI15-4 End power cord with plug – \$106 - 3.5 meter with 15A power plug
- HWI-4 End power cord for hardwire – \$69 - 3.5 meter for hardwire

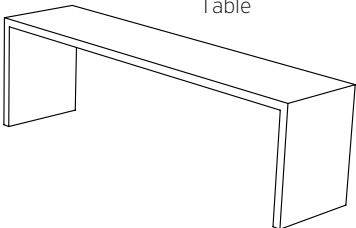


36" HIGH TABLES

PRAT Table Series

Example: item number **PR-3606** + wood suffix **-BB** = **PR-3606-BB**

Item	Description	Dimensions	inches						
			l	d	h				
PR-3606	96" x 29" x 36" Table	Overall	96	29	36				
 <p style="text-align: center;">UNITS ARE SHIPPED AS ONE COMPLETE PIECE AND CANNOT BE DISASSEMBLED AT TIME OF DELIVERY</p>									
	List Price		-BB Beech	-MM Maple	-OA Oak	-WW Walnut	-ZZ Zebrano	-LAM Laminate	-AY Acrylic (white only)
			5937	5937	5937	5937	5937	5937	11175

Item	Description	Dimensions	inches						
			l	d	h				
PR-3607	119" x 29" x 36" Table	Overall	119	29	36				
 <p style="text-align: center;">UNITS ARE SHIPPED AS ONE COMPLETE PIECE AND CANNOT BE DISASSEMBLED AT TIME OF DELIVERY</p>									
	List Price		-BB Beech	-MM Maple	-OA Oak	-WW Walnut	-ZZ Zebrano	-LAM Laminate	-AY Acrylic (white only)
			6566	6566	6566	6566	6566	6566	13088

**Required to Specify**

Table Finishes :	Beech	-BB	101 Natural Beech 102 Light Beech 103 Medium Beech 104 Dark Beech	Maple	-MM	201 Natural Maple 202 Light Maple	Oak	-OA	301 Natural Oak 302 Medium Oak 303 Grey Oak 304 Brown Oak
	Walnut	-WW	400 Light Walnut 401 Natural Walnut 402 Medium Walnut	Zebrano	-ZZ	501 Natural Zebrano 502 Dark Zebrano	Acrylic	-AY	White Only
	Laminate	-LAM	<b>Solid Color Top</b> LAM-Antique White LAM-Black LAM-Designer White LAM-Dove Grey LAM-Fashion Grey LAM-Khaki Brown LAM-Linen LAM-Shadow LAM-Steel LAM-Wallaby			<b>Pattern Laminates</b> LAM-Grey Mesh LAM-Pewter LAM-Steel Mesh			<b>Wood Grain Laminates</b> LAM-Fusion Maple LAM-Montana Walnut LAM-Monticello Maple LAM-River Cherry LAM-Wild Cherry

**Options** (specify only if preferred) - see page 71 for electrical schematics

Power Box Options:

- PR-90PP Electrification in table top / 2 power plugs – \$1085 - If **one** Power unit is ordered it will be placed in the middle of table top.
- PR-90PP Electrification in table top / 2 power plugs – \$1959 - If **two** Power units are ordered they will be placed 1/3 of the table length apart.
- PR-90PD Electrification in table top / 2 power / 2 RJ45 Cat.5 – \$1405 - If **one** Power unit is ordered it will be placed in the middle of table top.
- PR-90PD Electrification in table top / 2 power / 2 RJ45 Cat.5 – \$2604 - If **two** Power units are ordered they will be placed 1/3 of the table length apart.
- PR-90PU Electrification in table top / 2 power / 2 charging USB – \$1519 - If **one** Power unit is ordered it will be placed in the middle of table top.
- PR-90PU Electrification in table top / 2 power / 2 charging USB – \$2834 - If **two** Power units are ordered they will be placed 1/3 of the table length apart.

Infeed Options:

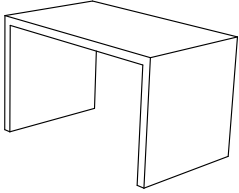
- SPI15-4 End power cord with plug – \$106 - 3.5 meter with 15A power plug
- HWI-4 End power cord for hardwire – \$69 - 3.5 meter for hardwire

36" HIGH TABLES

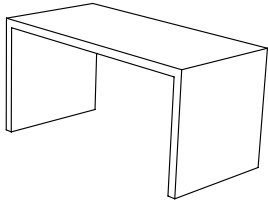
PRAT Table Series

Example: item number **PR-3608** + wood suffix **-BB** = **PR-3608-BB**

Item	Description	Dimensions	inches			List Price							
			l	d	h		-BB	-MM	-OA	-WW	-ZZ	-LAM	-AY
PR-3608	59" x 36" x 36" Table	Overall	59	36	36		Beech	Maple	Oak	Walnut	Zebrano	Laminate	Acrylic (white only)
<i>UNITS ARE SHIPPED AS ONE COMPLETE PIECE AND CANNOT BE DISASSEMBLED AT TIME OF DELIVERY</i>													
							<b>5642</b>	<b>5642</b>	<b>5642</b>	<b>5642</b>	<b>5642</b>	<b>5642</b>	<b>10745</b>



Item	Description	Dimensions	inches			List Price							
			l	d	h		-BB	-MM	-OA	-WW	-ZZ	-LAM	-AY
PR-3609	72" x 36" x 36" Table	Overall	72	36	36		Beech	Maple	Oak	Walnut	Zebrano	Laminate	Acrylic (white only)
<i>UNITS ARE SHIPPED AS ONE COMPLETE PIECE AND CANNOT BE DISASSEMBLED AT TIME OF DELIVERY</i>													
							<b>6101</b>	<b>6101</b>	<b>6101</b>	<b>6101</b>	<b>6101</b>	<b>6101</b>	<b>11721</b>



**Required to Specify**

Table Finishes :	Beech	-BB	101 Natural Beech 102 Light Beech 103 Medium Beech 104 Dark Beech	Maple	-MM	201 Natural Maple 202 Light Maple	Oak	-OA	301 Natural Oak 302 Medium Oak 303 Grey Oak 304 Brown Oak
	Walnut	-WW	400 Light Walnut 401 Natural Walnut 402 Medium Walnut	Zebrano	-ZZ	501 Natural Zebrano 502 Dark Zebrano	Acrylic	-AY	White Only
	Laminate	-LAM	<b>Solid Color Top</b> LAM-Antique White LAM-Black LAM-Designer White LAM-Dove Grey LAM-Fashion Grey LAM-Khaki Brown LAM-Linen LAM-Shadow LAM-Steel LAM-Wallaby			<b>Pattern Laminates</b> LAM-Grey Mesh LAM-Pewter LAM-Steel Mesh			<b>Wood Grain Laminates</b> LAM-Fusion Maple LAM-Montana Walnut LAM-Monticello Maple LAM-River Cherry LAM-Wild Cherry

**Options** (specify only if preferred) - see page 71 for electrical schematics

**Power Box Options:**

- PR-90PP Electrification in table top / 2 power plugs – \$1085 - If **one** Power unit is ordered it will be placed in the middle of table top.
- PR-90PP Electrification in table top / 2 power plugs – \$1959 - If **two** Power units are ordered they will be placed 1/3 of the table length apart.
- PR-90PD Electrification in table top / 2 power / 2 RJ45 Cat.5 – \$1405 - If **one** Power unit is ordered it will be placed in the middle of table top.
- PR-90PD Electrification in table top / 2 power / 2 RJ45 Cat.5 – \$2604 - If **two** Power units are ordered they will be placed 1/3 of the table length apart.
- PR-90PU Electrification in table top / 2 power / 2 charging USB – \$1519 - If **one** Power unit is ordered it will be placed in the middle of table top.
- PR-90PU Electrification in table top / 2 power / 2 charging USB – \$2834 - If **two** Power units are ordered they will be placed 1/3 of the table length apart.

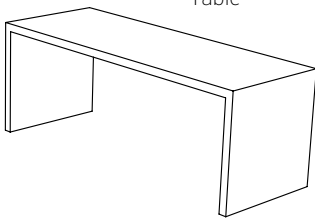
**Infeed Options:**

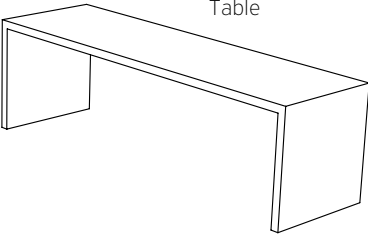
- SPI15-4 End power cord with plug – \$106 - 3.5 meter with 15A power plug
- HWI-4 End power cord for hardwire – \$69 - 3.5 meter for hardwire

36" HIGH TABLES

PRAT Table Series

Example: item number **PR-3610** + wood suffix **-BB** = **PR-3610-BB**

Item	Description	Dimensions	inches						
			l	d	h				
PR-3610	96" x 36" x 36" Table	Overall	96	36	36				
 <p>UNITS ARE SHIPPED AS ONE COMPLETE PIECE AND CANNOT BE DISASSEMBLED AT TIME OF DELIVERY</p>									
	List Price		-BB Beech	-MM Maple	-OA Oak	-WW Walnut	-ZZ Zebrano	-LAM Laminate	-AY Acrylic (white only)
			6817	6817	6817	6817	6817	6817	12479

Item	Description	Dimensions	inches						
			l	d	h				
PR-3611	119" x 36" x 36" Table	Overall	119	36	36				
 <p>UNITS ARE SHIPPED AS ONE COMPLETE PIECE AND CANNOT BE DISASSEMBLED AT TIME OF DELIVERY</p>									
	List Price		-BB Beech	-MM Maple	-OA Oak	-WW Walnut	-ZZ Zebrano	-LAM Laminate	-AY Acrylic (white only)
			7425	7425	7425	7425	7425	7425	14226

**Required to Specify**

<b>Table Finishes :</b>	Beech	-BB	101 Natural Beech 102 Light Beech 103 Medium Beech 104 Dark Beech	Maple	-MM	201 Natural Maple 202 Light Maple	Oak	-OA	301 Natural Oak 302 Medium Oak 303 Grey Oak 304 Brown Oak
	Walnut	-WW	400 Light Walnut 401 Natural Walnut 402 Medium Walnut	Zebrano	-ZZ	501 Natural Zebrano 502 Dark Zebrano	Acrylic	-AY	White Only
	Laminate	-LAM	<b>Solid Color Top</b> LAM-Antique White LAM-Black LAM-Designer White LAM-Dove Grey LAM-Fashion Grey LAM-Khaki Brown LAM-Linen LAM-Shadow LAM-Steel LAM-Wallaby			<b>Pattern Laminates</b> LAM-Grey Mesh LAM-Pewter LAM-Steel Mesh			<b>Wood Grain Laminates</b> LAM-Fusion Maple LAM-Montana Walnut LAM-Monticello Maple LAM-River Cherry LAM-Wild Cherry

**Options** (specify only if preferred) - see page 71 for electrical schematics

**Power Box Options:**

- PR-90PP Electrification in table top / 2 power plugs – \$1085 - If **one** Power unit is ordered it will be placed in the middle of table top.
- PR-90PP Electrification in table top / 2 power plugs – \$1959 - If **two** Power units are ordered they will be placed 1/3 of the table length apart.
- PR-90PD Electrification in table top / 2 power / 2 RJ45 Cat.5 – \$1405 - If **one** Power unit is ordered it will be placed in the middle of table top.
- PR-90PD Electrification in table top / 2 power / 2 RJ45 Cat.5 – \$2604 - If **two** Power units are ordered they will be placed 1/3 of the table length apart.
- PR-90PU Electrification in table top / 2 power / 2 charging USB – \$1519 - If **one** Power unit is ordered it will be placed in the middle of table top.
- PR-90PU Electrification in table top / 2 power / 2 charging USB – \$2834 - If **two** Power units are ordered they will be placed 1/3 of the table length apart.

**Infeed Options:**

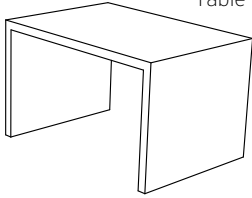
- SPI15-4 End power cord with plug – \$106 - 3.5 meter with 15A power plug
- HWI-4 End power cord for hardwire – \$69 - 3.5 meter for hardwire

36" HIGH TABLES

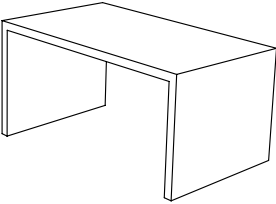
PRAT Table Series

Example: item number **PR-3612** + wood suffix **-BB** = **PR-3612-BB**

Item	Description	Dimensions	inches									
			l	d	h							
PR-3612	59" x 42" x 36" Table	Overall	59	42	36							
<i>UNITS ARE SHIPPED AS ONE COMPLETE PIECE AND CANNOT BE DISASSEMBLED AT TIME OF DELIVERY</i>												
			-BB Beech	-MM Maple	-OA Oak	-WW Walnut	-ZZ Zebrano	-LAM Laminate				-AY Acrylic (white only)
	List Price		6169	6169	6169	6169	6169	6169				11693



Item	Description	Dimensions	inches									
			l	d	h							
PR-3613	72" x 42" x 36" Table	Overall	72	42	36							
<i>UNITS ARE SHIPPED AS ONE COMPLETE PIECE AND CANNOT BE DISASSEMBLED AT TIME OF DELIVERY</i>												
			-BB Beech	-MM Maple	-OA Oak	-WW Walnut	-ZZ Zebrano	-LAM Laminate				-AY Acrylic (white only)
	List Price		6663	6663	6663	6663	6663	6663				12886



**Required to Specify**

Table Finishes :	Beech	-BB	101 Natural Beech 102 Light Beech 103 Medium Beech 104 Dark Beech	Maple	-MM	201 Natural Maple 202 Light Maple	Oak	-OA	301 Natural Oak 302 Medium Oak 303 Grey Oak 304 Brown Oak
	Walnut	-WW	400 Light Walnut 401 Natural Walnut 402 Medium Walnut	Zebrano	-ZZ	501 Natural Zebrano 502 Dark Zebrano	Acrylic	-AY	White Only
	Laminate	-LAM	<b>Solid Color Top</b> LAM-Antique White LAM-Black LAM-Designer White LAM-Dove Grey LAM-Fashion Grey LAM-Khaki Brown LAM-Linen LAM-Shadow LAM-Steel LAM-Wallaby			<b>Pattern Laminates</b> LAM-Grey Mesh LAM-Pewter LAM-Steel Mesh			<b>Wood Grain Laminates</b> LAM-Fusion Maple LAM-Montana Walnut LAM-Monticello Maple LAM-River Cherry LAM-Wild Cherry

**Options** (specify only if preferred) - see page 71 for electrical schematics

Power Box Options:

- PR-90PP Electrification in table top / 2 power plugs – \$1085 - If **one** Power unit is ordered it will be placed in the middle of table top.
- PR-90PP Electrification in table top / 2 power plugs – \$1959 - If **two** Power units are ordered they will be placed 1/3 of the table length apart.
- PR-90PD Electrification in table top / 2 power / 2 RJ45 Cat.5 – \$1405 - If **one** Power unit is ordered it will be placed in the middle of table top.
- PR-90PD Electrification in table top / 2 power / 2 RJ45 Cat.5 – \$2604 - If **two** Power units are ordered they will be placed 1/3 of the table length apart.
- PR-90PU Electrification in table top / 2 power / 2 charging USB – \$1519 - If **one** Power unit is ordered it will be placed in the middle of table top.
- PR-90PU Electrification in table top / 2 power / 2 charging USB – \$2834 - If **two** Power units are ordered they will be placed 1/3 of the table length apart.

Infeed Options:

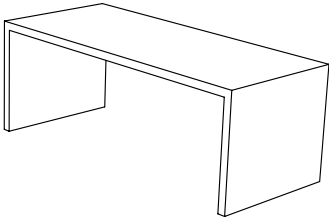
- SPI15-4 End power cord with plug – \$106 - 3.5 meter with 15A power plug
- HWI-4 End power cord for hardwire – \$69 - 3.5 meter for hardwire

36" HIGH TABLES

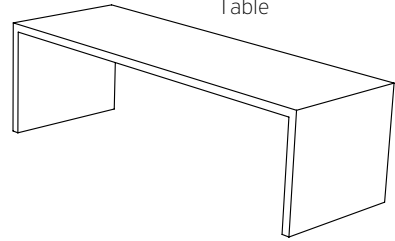
PRAT Table Series

Example: item number **PR-3614** + wood suffix **-BB** = **PR-3614-BB**

Item	Description	Dimensions	inches						
			l	d	h				
PR-3614	96" x 42" x 36" Table	Overall	96	42	36				
<i>UNITS ARE SHIPPED AS ONE COMPLETE PIECE AND CANNOT BE DISASSEMBLED AT TIME OF DELIVERY</i>									
List Price									
			-BB Beech	-MM Maple	-OA Oak	-WW Walnut	-ZZ Zebrano	-LAM Laminate	-AY Acrylic (white only)
			7448	7448	7448	7448	7448	7448	13783



Item	Description	Dimensions	inches						
			l	d	h				
PR-3615	119" x 42" x 36" Table	Overall	119	42	36				
<i>UNITS ARE SHIPPED AS ONE COMPLETE PIECE AND CANNOT BE DISASSEMBLED AT TIME OF DELIVERY</i>									
List Price									
			-BB Beech	-MM Maple	-OA Oak	-WW Walnut	-ZZ Zebrano	-LAM Laminate	-AY Acrylic (white only)
			8159	8159	8159	8159	8159	8159	15366



**Required to Specify**

<b>Table Finishes :</b>	Beech	-BB	101 Natural Beech 102 Light Beech 103 Medium Beech 104 Dark Beech	Maple	-MM	201 Natural Maple 202 Light Maple	Oak	-OA	301 Natural Oak 302 Medium Oak 303 Grey Oak 304 Brown Oak
	Walnut	-WW	400 Light Walnut 401 Natural Walnut 402 Medium Walnut	Zebrano	-ZZ	501 Natural Zebrano 502 Dark Zebrano	Acrylic	-AY	White Only
	Laminate	-LAM	<b>Solid Color Top</b> LAM-Antique White LAM-Black LAM-Designer White LAM-Dove Grey LAM-Fashion Grey LAM-Khaki Brown LAM-Linen LAM-Shadow LAM-Steel LAM-Wallaby			<b>Pattern Laminates</b> LAM-Grey Mesh LAM-Pewter LAM-Steel Mesh			<b>Wood Grain Laminates</b> LAM-Fusion Maple LAM-Montana Walnut LAM-Monticello Maple LAM-River Cherry LAM-Wild Cherry

**Options** (specify only if preferred) - see page 71 for electrical schematics

**Power Box Options:**

- PR-90PP Electrification in table top / 2 power plugs – \$1085 - If **one** Power unit is ordered it will be placed in the middle of table top.
- PR-90PP Electrification in table top / 2 power plugs – \$1959 - If **two** Power units are ordered they will be placed 1/3 of the table length apart.
- PR-90PD Electrification in table top / 2 power / 2 RJ45 Cat.5 – \$1405 - If **one** Power unit is ordered it will be placed in the middle of table top.
- PR-90PD Electrification in table top / 2 power / 2 RJ45 Cat.5 – \$2604 - If **two** Power units are ordered they will be placed 1/3 of the table length apart.
- PR-90PU Electrification in table top / 2 power / 2 charging USB – \$1519 - If **one** Power unit is ordered it will be placed in the middle of table top.
- PR-90PU Electrification in table top / 2 power / 2 charging USB – \$2834 - If **two** Power units are ordered they will be placed 1/3 of the table length apart.

**Infeed Options:**

- SPI15-4 End power cord with plug – \$106 - 3.5 meter with 15A power plug
- HWI-4 End power cord for hardwire – \$69 - 3.5 meter for hardwire

42" HIGH TABLES

PRAT Table Series

Example: item number **PR-4200** + wood suffix **-BB** = **PR-4200-BB**

Item	Description	Dimensions	inches			List Price							
			l	d	h		-BB	-MM	-OA	-WW	-ZZ	-LAM	-AY
PR-4200	59" x 24" x 42" Table	Overall	59	24	42		Beech	Maple	Oak	Walnut	Zebrano	Laminate	Acrylic (white only)
<i>UNITS ARE SHIPPED AS ONE COMPLETE PIECE AND CANNOT BE DISASSEMBLED AT TIME OF DELIVERY</i>													
			<b>4697</b>	<b>4697</b>	<b>4697</b>	<b>4697</b>	<b>4697</b>	<b>4697</b>	<b>4697</b>	<b>4697</b>	<b>4697</b>	<b>4697</b>	<b>9598</b>

Item	Description	Dimensions	inches			List Price							
			l	d	h		-BB	-MM	-OA	-WW	-ZZ	-LAM	-AY
PR-4201	72" x 24" x 42" Table	Overall	72	24	42		Beech	Maple	Oak	Walnut	Zebrano	Laminate	Acrylic (white only)
<i>UNITS ARE SHIPPED AS ONE COMPLETE PIECE AND CANNOT BE DISASSEMBLED AT TIME OF DELIVERY</i>													
			<b>4872</b>	<b>4872</b>	<b>4872</b>	<b>4872</b>	<b>4872</b>	<b>4872</b>	<b>4872</b>	<b>4872</b>	<b>4872</b>	<b>4872</b>	<b>10245</b>

**Required to Specify**

Table Finishes :	Beech	-BB	101 Natural Beech 102 Light Beech 103 Medium Beech 104 Dark Beech	Maple	-MM	201 Natural Maple 202 Light Maple	Oak	-OA	301 Natural Oak 302 Medium Oak 303 Grey Oak 304 Brown Oak
	Walnut	-WW	400 Light Walnut 401 Natural Walnut 402 Medium Walnut	Zebrano	-ZZ	501 Natural Zebrano 502 Dark Zebrano	Acrylic	-AY	White Only
	Laminate	-LAM	<b>Solid Color Top</b> LAM-Antique White LAM-Black LAM-Designer White LAM-Dove Grey LAM-Fashion Grey LAM-Khaki Brown LAM-Linen LAM-Shadow LAM-Steel LAM-Wallaby			<b>Pattern Laminates</b> LAM-Grey Mesh LAM-Pewter LAM-Steel Mesh			<b>Wood Grain Laminates</b> LAM-Fusion Maple LAM-Montana Walnut LAM-Monticello Maple LAM-River Cherry LAM-Wild Cherry

**Options** (specify only if preferred) - see page 71 for electrical schematics

**Power Box Options:**

- PR-90PP Electrification in table top / 2 power plugs – \$1085 - If **one** Power unit is ordered it will be placed in the middle of table top.
- PR-90PP Electrification in table top / 2 power plugs – \$1959 - If **two** Power units are ordered they will be placed 1/3 of the table length apart.
- PR-90PD Electrification in table top / 2 power / 2 RJ45 Cat.5 – \$1405 - If **one** Power unit is ordered it will be placed in the middle of table top.
- PR-90PD Electrification in table top / 2 power / 2 RJ45 Cat.5 – \$2604 - If **two** Power units are ordered they will be placed 1/3 of the table length apart.
- PR-90PU Electrification in table top / 2 power / 2 charging USB – \$1519 - If **one** Power unit is ordered it will be placed in the middle of table top.
- PR-90PU Electrification in table top / 2 power / 2 charging USB – \$2834 - If **two** Power units are ordered they will be placed 1/3 of the table length apart.

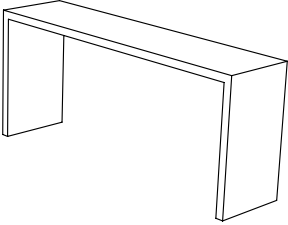
**Infeed Options:**

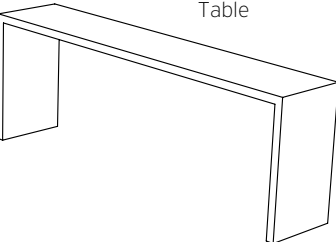
- SPI15-4 End power cord with plug – \$106 - 3.5 meter with 15A power plug
- HWI-4 End power cord for hardwire – \$69 - 3.5 meter for hardwire

42" HIGH TABLES

PRAT Table Series

Example: item number **PR-4202** + wood suffix **-BB** = **PR-4202-BB**

Item	Description	Dimensions	inches						
			l	d	h				
PR-4202	96" x 24" x 42" Table	Overall	96	24	42				
 <p style="text-align: center;">UNITS ARE SHIPPED AS ONE COMPLETE PIECE AND CANNOT BE DISASSEMBLED AT TIME OF DELIVERY</p>									
	List Price		-BB Beech	-MM Maple	-OA Oak	-WW Walnut	-ZZ Zebrano	-LAM Laminate	-AY Acrylic (white only)
			5342	5342	5342	5342	5342	5342	10763

Item	Description	Dimensions	inches						
			l	d	h				
PR-4203	119" x 24" x 42" Table	Overall	119	24	42				
 <p style="text-align: center;">UNITS ARE SHIPPED AS ONE COMPLETE PIECE AND CANNOT BE DISASSEMBLED AT TIME OF DELIVERY</p>									
	List Price		-BB Beech	-MM Maple	-OA Oak	-WW Walnut	-ZZ Zebrano	-LAM Laminate	-AY Acrylic (white only)
			5861	5861	5861	5861	5861	5861	12646

**Required to Specify**

Table Finishes :	Beech	-BB	101 Natural Beech 102 Light Beech 103 Medium Beech 104 Dark Beech	Maple	-MM	201 Natural Maple 202 Light Maple	Oak	-OA	301 Natural Oak 302 Medium Oak 303 Grey Oak 304 Brown Oak
	Walnut	-WW	400 Light Walnut 401 Natural Walnut 402 Medium Walnut	Zebrano	-ZZ	501 Natural Zebrano 502 Dark Zebrano	Acrylic	-AY	White Only
	Laminate	-LAM	<b>Solid Color Top</b> LAM-Antique White LAM-Black LAM-Designer White LAM-Dove Grey LAM-Fashion Grey LAM-Khaki Brown LAM-Linen LAM-Shadow LAM-Steel LAM-Wallaby			<b>Pattern Laminates</b> LAM-Grey Mesh LAM-Pewter LAM-Steel Mesh			<b>Wood Grain Laminates</b> LAM-Fusion Maple LAM-Montana Walnut LAM-Monticello Maple LAM-River Cherry LAM-Wild Cherry

**Options** (specify only if preferred) - see page 71 for electrical schematics

Power Box Options:

- PR-90PP Electrification in table top / 2 power plugs – \$1085 - If **one** Power unit is ordered it will be placed in the middle of table top.
- PR-90PP Electrification in table top / 2 power plugs – \$1959 - If **two** Power units are ordered they will be placed 1/3 of the table length apart.
- PR-90PD Electrification in table top / 2 power / 2 RJ45 Cat.5 – \$1405 - If **one** Power unit is ordered it will be placed in the middle of table top.
- PR-90PD Electrification in table top / 2 power / 2 RJ45 Cat.5 – \$2604 - If **two** Power units are ordered they will be placed 1/3 of the table length apart.
- PR-90PU Electrification in table top / 2 power / 2 charging USB – \$1519 - If **one** Power unit is ordered it will be placed in the middle of table top.
- PR-90PU Electrification in table top / 2 power / 2 charging USB – \$2834 - If **two** Power units are ordered they will be placed 1/3 of the table length apart.

Infeed Options:

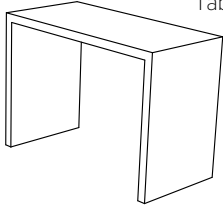
- SPI15-4 End power cord with plug – \$106 - 3.5 meter with 15A power plug
- HWI-4 End power cord for hardwire – \$69 - 3.5 meter for hardwire

42" HIGH TABLES

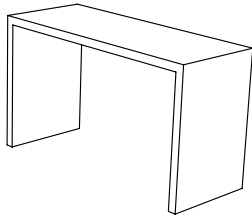
PRAT Table Series

Example: item number **PR-4204** + wood suffix **-BB** = **PR-4204-BB**

Item	Description	Dimensions	inches						
			l	d	h				
PR-4204	59" x 29" x 42" Table	Overall	59	29	42				
<i>UNITS ARE SHIPPED AS ONE COMPLETE PIECE AND CANNOT BE DISASSEMBLED AT TIME OF DELIVERY</i>									
			-BB Beech	-MM Maple	-OA Oak	-WW Walnut	-ZZ Zebrano	-LAM Laminate	-AY Acrylic <small>(white only)</small>
	List Price		<small>(see page 4 for laminate selections)</small>						
			5237	5237	5237	5237	5237	5237	10001



Item	Description	Dimensions	inches						
			l	d	h				
PR-4205	72" x 29" x 42" Table	Overall	72	29	42				
<i>UNITS ARE SHIPPED AS ONE COMPLETE PIECE AND CANNOT BE DISASSEMBLED AT TIME OF DELIVERY</i>									
			-BB Beech	-MM Maple	-OA Oak	-WW Walnut	-ZZ Zebrano	-LAM Laminate	-AY Acrylic <small>(white only)</small>
	List Price		<small>(see page 4 for laminate selections)</small>						
			5540	5540	5540	5540	5540	5540	10755



**Required to Specify**

Table Finishes :	Beech	-BB	101 Natural Beech 102 Light Beech 103 Medium Beech 104 Dark Beech	Maple	-MM	201 Natural Maple 202 Light Maple	Oak	-OA	301 Natural Oak 302 Medium Oak 303 Grey Oak 304 Brown Oak
	Walnut	-WW	400 Light Walnut 401 Natural Walnut 402 Medium Walnut	Zebrano	-ZZ	501 Natural Zebrano 502 Dark Zebrano	Acrylic	-AY	White Only
	Laminate	-LAM	<i>Solid Color Top</i> LAM-Antique White LAM-Black LAM-Designer White LAM-Dove Grey LAM-Fashion Grey LAM-Khaki Brown LAM-Linen LAM-Shadow LAM-Steel LAM-Wallaby			<i>Pattern Laminates</i> LAM-Grey Mesh LAM-Pewter LAM-Steel Mesh			<i>Wood Grain Laminates</i> LAM-Fusion Maple LAM-Montana Walnut LAM-Monticello Maple LAM-River Cherry LAM-Wild Cherry

**Options** (specify only if preferred) - see page 71 for electrical schematics

Power Box Options:

- PR-90PP Electrification in table top / 2 power plugs – \$1085 - If **one** Power unit is ordered it will be placed in the middle of table top.
- PR-90PP Electrification in table top / 2 power plugs – \$1959 - If **two** Power units are ordered they will be placed 1/3 of the table length apart.
- PR-90PD Electrification in table top / 2 power / 2 RJ45 Cat.5 – \$1405 - If **one** Power unit is ordered it will be placed in the middle of table top.
- PR-90PD Electrification in table top / 2 power / 2 RJ45 Cat.5 – \$2604 - If **two** Power units are ordered they will be placed 1/3 of the table length apart.
- PR-90PU Electrification in table top / 2 power / 2 charging USB – \$1519 - If **one** Power unit is ordered it will be placed in the middle of table top.
- PR-90PU Electrification in table top / 2 power / 2 charging USB – \$2834 - If **two** Power units are ordered they will be placed 1/3 of the table length apart.

Infeed Options:

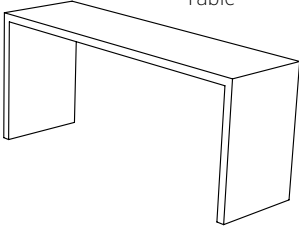
- SPI15-4 End power cord with plug – \$106 - 3.5 meter with 15A power plug
- HWI-4 End power cord for hardwire – \$69 - 3.5 meter for hardwire

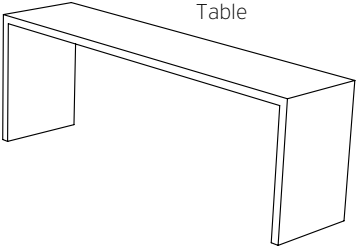


42" HIGH TABLES

PRAT Table Series

Example: item number **PR-4206** + wood suffix **-BB** = **PR-4206-BB**

Item	Description	Dimensions	inches						
			l	d	h				
PR-4206	96" x 29" x 42" Table	Overall	96	29	42				
 <p style="text-align: center;"><i>UNITS ARE SHIPPED AS ONE COMPLETE PIECE AND CANNOT BE DISASSEMBLED AT TIME OF DELIVERY</i></p>									
	List Price		-BB Beech	-MM Maple	-OA Oak	-WW Walnut	-ZZ Zebrano	-LAM Laminate	-AY Acrylic (white only)
			6164	6164	6164	6164	6164	6164	11354

Item	Description	Dimensions	inches						
			l	d	h				
PR-4207	119" x 29" x 42" Table	Overall	119	29	42				
 <p style="text-align: center;"><i>UNITS ARE SHIPPED AS ONE COMPLETE PIECE AND CANNOT BE DISASSEMBLED AT TIME OF DELIVERY</i></p>									
	List Price		-BB Beech	-MM Maple	-OA Oak	-WW Walnut	-ZZ Zebrano	-LAM Laminate	-AY Acrylic (white only)
			6821	6821	6821	6821	6821	6821	13363

**Required to Specify**

<b>Table Finishes :</b>	Beech	-BB	101 Natural Beech 102 Light Beech 103 Medium Beech 104 Dark Beech	Maple	-MM	201 Natural Maple 202 Light Maple	Oak	-OA	301 Natural Oak 302 Medium Oak 303 Grey Oak 304 Brown Oak
	Walnut	-WW	400 Light Walnut 401 Natural Walnut 402 Medium Walnut	Zebrano	-ZZ	501 Natural Zebrano 502 Dark Zebrano	Acrylic	-AY	White Only
	Laminate	-LAM	<b>Solid Color Top</b> LAM-Antique White LAM-Black LAM-Designer White LAM-Dove Grey LAM-Fashion Grey LAM-Khaki Brown LAM-Linen LAM-Shadow LAM-Steel LAM-Wallaby			<b>Pattern Laminates</b> LAM-Grey Mesh LAM-Pewter LAM-Steel Mesh			<b>Wood Grain Laminates</b> LAM-Fusion Maple LAM-Montana Walnut LAM-Monticello Maple LAM-River Cherry LAM-Wild Cherry

**Options** (specify only if preferred) - see page 71 for electrical schematics

**Power Box Options:**

- PR-90PP Electrification in table top / 2 power plugs – \$1085 - If **one** Power unit is ordered it will be placed in the middle of table top.
- PR-90PP Electrification in table top / 2 power plugs – \$1959 - If **two** Power units are ordered they will be placed 1/3 of the table length apart.
- PR-90PD Electrification in table top / 2 power / 2 RJ45 Cat.5 – \$1405 - If **one** Power unit is ordered it will be placed in the middle of table top.
- PR-90PD Electrification in table top / 2 power / 2 RJ45 Cat.5 – \$2604 - If **two** Power units are ordered they will be placed 1/3 of the table length apart.
- PR-90PU Electrification in table top / 2 power / 2 charging USB – \$1519 - If **one** Power unit is ordered it will be placed in the middle of table top.
- PR-90PU Electrification in table top / 2 power / 2 charging USB – \$2834 - If **two** Power units are ordered they will be placed 1/3 of the table length apart.

**Infeed Options:**

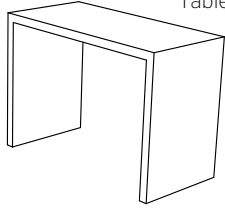
- SPI15-4 End power cord with plug – \$106 - 3.5 meter with 15A power plug
- HWI-4 End power cord for hardwire – \$69 - 3.5 meter for hardwire

42" HIGH TABLES

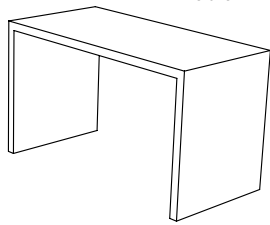
PRAT Table Series

Example: item number **PR-4208** + wood suffix **-BB** = **PR-4208-BB**

Item	Description	Dimensions	inches			List Price							
			l	d	h		-BB	-MM	-OA	-WW	-ZZ	-LAM	-AY
PR-4208	59" x 36" x 42" Table	Overall	59	36	42		Beech	Maple	Oak	Walnut	Zebrano	Laminate	Acrylic (white only)
<i>UNITS ARE SHIPPED AS ONE COMPLETE PIECE AND CANNOT BE DISASSEMBLED AT TIME OF DELIVERY</i>													
			<b>5884</b>	<b>5884</b>	<b>5884</b>	<b>5884</b>	<b>5884</b>	<b>5884</b>	<b>5884</b>	<b>5884</b>	<b>5884</b>	<b>5884</b>	<b>10971</b>



Item	Description	Dimensions	inches			List Price							
			l	d	h		-BB	-MM	-OA	-WW	-ZZ	-LAM	-AY
PR-4209	72" x 36" x 42" Table	Overall	72	36	42		Beech	Maple	Oak	Walnut	Zebrano	Laminate	Acrylic (white only)
<i>UNITS ARE SHIPPED AS ONE COMPLETE PIECE AND CANNOT BE DISASSEMBLED AT TIME OF DELIVERY</i>													
			<b>6357</b>	<b>6357</b>	<b>6357</b>	<b>6357</b>	<b>6357</b>	<b>6357</b>	<b>6357</b>	<b>6357</b>	<b>6357</b>	<b>6357</b>	<b>12019</b>



**Required to Specify**

Table Finishes :	Beech	-BB	101 Natural Beech 102 Light Beech 103 Medium Beech 104 Dark Beech	Maple	-MM	201 Natural Maple 202 Light Maple	Oak	-OA	301 Natural Oak 302 Medium Oak 303 Grey Oak 304 Brown Oak
	Walnut	-WW	400 Light Walnut 401 Natural Walnut 402 Medium Walnut	Zebrano	-ZZ	501 Natural Zebrano 502 Dark Zebrano	Acrylic	-AY	White Only
	Laminate	-LAM	<b>Solid Color Top</b> LAM-Antique White LAM-Black LAM-Designer White LAM-Dove Grey LAM-Fashion Grey LAM-Khaki Brown LAM-Linen LAM-Shadow LAM-Steel LAM-Wallaby			<b>Pattern Laminates</b> LAM-Grey Mesh LAM-Pewter LAM-Steel Mesh			<b>Wood Grain Laminates</b> LAM-Fusion Maple LAM-Montana Walnut LAM-Monticello Maple LAM-River Cherry LAM-Wild Cherry

**Options** (specify only if preferred) - see page 71 for electrical schematics

**Power Box Options:**

- PR-90PP Electrification in table top / 2 power plugs – \$1085 - If **one** Power unit is ordered it will be placed in the middle of table top.
- PR-90PP Electrification in table top / 2 power plugs – \$1959 - If **two** Power units are ordered they will be placed 1/3 of the table length apart.
- PR-90PD Electrification in table top / 2 power / 2 RJ45 Cat.5 – \$1405 - If **one** Power unit is ordered it will be placed in the middle of table top.
- PR-90PD Electrification in table top / 2 power / 2 RJ45 Cat.5 – \$2604 - If **two** Power units are ordered they will be placed 1/3 of the table length apart.
- PR-90PU Electrification in table top / 2 power / 2 charging USB – \$1519 - If **one** Power unit is ordered it will be placed in the middle of table top.
- PR-90PU Electrification in table top / 2 power / 2 charging USB – \$2834 - If **two** Power units are ordered they will be placed 1/3 of the table length apart.

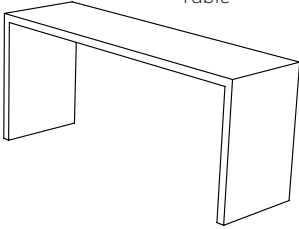
**Infeed Options:**

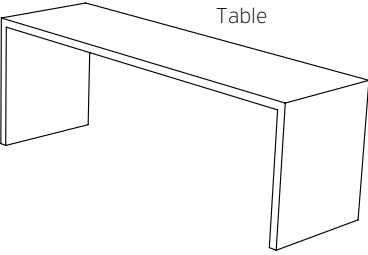
- SPI15-4 End power cord with plug – \$106 - 3.5 meter with 15A power plug
- HWI-4 End power cord for hardwire – \$69 - 3.5 meter for hardwire

42" HIGH TABLES

PRAT Table Series

Example: item number **PR-4210** + wood suffix **-BB** = **PR-4210-BB**

Item	Description	Dimensions	inches						
			l	d	h				
PR-4210	96" x 36" x 42" Table	Overall	96	36	42				
 <p style="text-align: center;"><i>UNITS ARE SHIPPED AS ONE COMPLETE PIECE AND CANNOT BE DISASSEMBLED AT TIME OF DELIVERY</i></p>									
	List Price		-BB Beech	-MM Maple	-OA Oak	-WW Walnut	-ZZ Zebrano	-LAM Laminate	-AY Acrylic (white only)
			7071	7071	7071	7071	7071	7071	13046

Item	Description	Dimensions	inches						
			l	d	h				
PR-4211	119" x 36" x 42" Table	Overall	119	36	42				
 <p style="text-align: center;"><i>UNITS ARE SHIPPED AS ONE COMPLETE PIECE AND CANNOT BE DISASSEMBLED AT TIME OF DELIVERY</i></p>									
	List Price		-BB Beech	-MM Maple	-OA Oak	-WW Walnut	-ZZ Zebrano	-LAM Laminate	-AY Acrylic (white only)
			7683	7683	7683	7683	7683	7683	14483

**Required to Specify**

Table Finishes :	Beech	-BB	101 Natural Beech 102 Light Beech 103 Medium Beech 104 Dark Beech	Maple	-MM	201 Natural Maple 202 Light Maple	Oak	-OA	301 Natural Oak 302 Medium Oak 303 Grey Oak 304 Brown Oak
	Walnut	-WW	400 Light Walnut 401 Natural Walnut 402 Medium Walnut	Zebrano	-ZZ	501 Natural Zebrano 502 Dark Zebrano	Acrylic	-AY	White Only
	Laminate	-LAM	<b>Solid Color Top</b> LAM-Antique White LAM-Black LAM-Designer White LAM-Dove Grey LAM-Fashion Grey LAM-Khaki Brown LAM-Linen LAM-Shadow LAM-Steel LAM-Wallaby			<b>Pattern Laminates</b> LAM-Grey Mesh LAM-Pewter LAM-Steel Mesh			<b>Wood Grain Laminates</b> LAM-Fusion Maple LAM-Montana Walnut LAM-Monticello Maple LAM-River Cherry LAM-Wild Cherry

**Options** (specify only if preferred) - see page 71 for electrical schematics

Power Box Options:

- PR-90PP Electrification in table top / 2 power plugs – \$1085 - If **one** Power unit is ordered it will be placed in the middle of table top.
- PR-90PP Electrification in table top / 2 power plugs – \$1959 - If **two** Power units are ordered they will be placed 1/3 of the table length apart.
- PR-90PD Electrification in table top / 2 power / 2 RJ45 Cat.5 – \$1405 - If **one** Power unit is ordered it will be placed in the middle of table top.
- PR-90PD Electrification in table top / 2 power / 2 RJ45 Cat.5 – \$2604 - If **two** Power units are ordered they will be placed 1/3 of the table length apart.
- PR-90PU Electrification in table top / 2 power / 2 charging USB – \$1519 - If **one** Power unit is ordered it will be placed in the middle of table top.
- PR-90PU Electrification in table top / 2 power / 2 charging USB – \$2834 - If **two** Power units are ordered they will be placed 1/3 of the table length apart.

Infeed Options:

- SPI15-4 End power cord with plug – \$106 - 3.5 meter with 15A power plug
- HWI-4 End power cord for hardwire – \$69 - 3.5 meter for hardwire

42" HIGH TABLES

PRAT Table Series

Example: item number **PR-4212** + wood suffix **-BB** = **PR-4212-BB**

Item	Description	Dimensions	inches						
			l	d	h				
PR-4212	59" x 42" x 42" Table	Overall	59	42	42				
<i>UNITS ARE SHIPPED AS ONE COMPLETE PIECE AND CANNOT BE DISASSEMBLED AT TIME OF DELIVERY</i>									
List Price									
			<b>-BB</b> Beech	<b>-MM</b> Maple	<b>-OA</b> Oak	<b>-WW</b> Walnut	<b>-ZZ</b> Zebrano	<b>-LAM</b> Laminate	<b>-AY</b> Acrylic (white only)
			6547	6547	6547	6547	6547	6547	11942

Item	Description	Dimensions	inches						
			l	d	h				
PR-4213	72" x 42" x 42" Table	Overall	72	42	42				
<i>UNITS ARE SHIPPED AS ONE COMPLETE PIECE AND CANNOT BE DISASSEMBLED AT TIME OF DELIVERY</i>									
List Price									
			<b>-BB</b> Beech	<b>-MM</b> Maple	<b>-OA</b> Oak	<b>-WW</b> Walnut	<b>-ZZ</b> Zebrano	<b>-LAM</b> Laminate	<b>-AY</b> Acrylic (white only)
			7005	7005	7005	7005	7005	7005	13284

**Required to Specify**

<b>Table Finishes :</b>	Beech	<b>-BB</b>	101 Natural Beech 102 Light Beech 103 Medium Beech 104 Dark Beech	Maple	<b>-MM</b>	201 Natural Maple 202 Light Maple	Oak	<b>-OA</b>	301 Natural Oak 302 Medium Oak 303 Grey Oak 304 Brown Oak
	Walnut	<b>-WW</b>	400 Light Walnut 401 Natural Walnut 402 Medium Walnut	Zebrano	<b>-ZZ</b>	501 Natural Zebrano 502 Dark Zebrano	Acrylic	<b>-AY</b>	White Only
	Laminate	<b>-LAM</b>	<b>Solid Color Top</b> LAM-Antique White LAM-Black LAM-Designer White LAM-Dove Grey LAM-Fashion Grey LAM-Khaki Brown LAM-Linen LAM-Shadow LAM-Steel LAM-Wallaby			<b>Pattern Laminates</b> LAM-Grey Mesh LAM-Pewter LAM-Steel Mesh			<b>Wood Grain Laminates</b> LAM-Fusion Maple LAM-Montana Walnut LAM-Monticello Maple LAM-River Cherry LAM-Wild Cherry

**Options** (specify only if preferred) - see page 71 for electrical schematics

**Power Box Options:**

- PR-90PP Electrification in table top / 2 power plugs – \$1085 - If **one** Power unit is ordered it will be placed in the middle of table top.
- PR-90PP Electrification in table top / 2 power plugs – \$1959 - If **two** Power units are ordered they will be placed 1/3 of the table length apart.
- PR-90PD Electrification in table top / 2 power / 2 RJ45 Cat.5 – \$1405 - If **one** Power unit is ordered it will be placed in the middle of table top.
- PR-90PD Electrification in table top / 2 power / 2 RJ45 Cat.5 – \$2604 - If **two** Power units are ordered they will be placed 1/3 of the table length apart.
- PR-90PU Electrification in table top / 2 power / 2 charging USB – \$1519 - If **one** Power unit is ordered it will be placed in the middle of table top.
- PR-90PU Electrification in table top / 2 power / 2 charging USB – \$2834 - If **two** Power units are ordered they will be placed 1/3 of the table length apart.

**Infeed Options:**

- SPI15-4 End power cord with plug – \$106 - 3.5 meter with 15A power plug
- HWI-4 End power cord for hardwire – \$69 - 3.5 meter for hardwire

42" HIGH TABLES

PRAT Table Series

Example: item number **PR-4214** + wood suffix **-BB** = **PR-4214-BB**

Item	Description	Dimensions	inches						
			l	d	h				
PR-4214	96" x 42" x 42" Table	Overall	96	42	42				
<i>UNITS ARE SHIPPED AS ONE COMPLETE PIECE AND CANNOT BE DISASSEMBLED AT TIME OF DELIVERY</i>									
List Price									
			-BB Beech	-MM Maple	-OA Oak	-WW Walnut	-ZZ Zebrano	-LAM Laminate	-AY Acrylic (white only)
			7770	7770	7770	7770	7770	7770	14736

Item	Description	Dimensions	inches						
			l	d	h				
PR-4215	119" x 42" x 42" Table	Overall	119	42	42				
<i>UNITS ARE SHIPPED AS ONE COMPLETE PIECE AND CANNOT BE DISASSEMBLED AT TIME OF DELIVERY</i>									
List Price									
			-BB Beech	-MM Maple	-OA Oak	-WW Walnut	-ZZ Zebrano	-LAM Laminate	-AY Acrylic (white only)
			8521	8521	8521	8521	8521	8521	15602

**Required to Specify**

<b>Table Finishes :</b>	Beech	-BB	101 Natural Beech 102 Light Beech 103 Medium Beech 104 Dark Beech	Maple	-MM	201 Natural Maple 202 Light Maple	Oak	-OA	301 Natural Oak 302 Medium Oak 303 Grey Oak 304 Brown Oak
	Walnut	-WW	400 Light Walnut 401 Natural Walnut 402 Medium Walnut	Zebrano	-ZZ	501 Natural Zebrano 502 Dark Zebrano	Acrylic	-AY	White Only
	Laminate	-LAM	<b>Solid Color Top</b> LAM-Antique White LAM-Black LAM-Designer White LAM-Dove Grey LAM-Fashion Grey LAM-Khaki Brown LAM-Linen LAM-Shadow LAM-Steel LAM-Wallaby			<b>Pattern Laminates</b> LAM-Grey Mesh LAM-Pewter LAM-Steel Mesh			<b>Wood Grain Laminates</b> LAM-Fusion Maple LAM-Montana Walnut LAM-Monticello Maple LAM-River Cherry LAM-Wild Cherry

**Options** (specify only if preferred) - see page 71 for electrical schematics

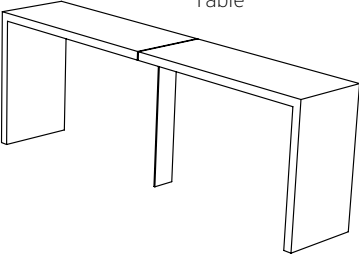
**Power Box Options:**

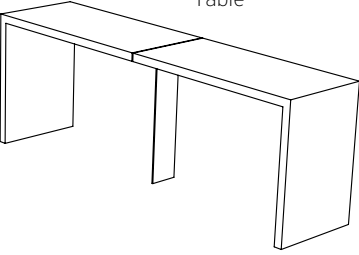
- PR-90PP Electrification in table top / 2 power plugs – \$1085 - If **one** Power unit is ordered it will be placed in the middle of table top.
- PR-90PP Electrification in table top / 2 power plugs – \$1959 - If **two** Power units are ordered they will be placed 1/3 of the table length apart.
- PR-90PD Electrification in table top / 2 power / 2 RJ45 Cat.5 – \$1405 - If **one** Power unit is ordered it will be placed in the middle of table top.
- PR-90PD Electrification in table top / 2 power / 2 RJ45 Cat.5 – \$2604 - If **two** Power units are ordered they will be placed 1/3 of the table length apart.
- PR-90PU Electrification in table top / 2 power / 2 charging USB – \$1519 - If **one** Power unit is ordered it will be placed in the middle of table top.
- PR-90PU Electrification in table top / 2 power / 2 charging USB – \$2834 - If **two** Power units are ordered they will be placed 1/3 of the table length apart.

**Infeed Options:**

- SPI15-4 End power cord with plug – \$106 - 3.5 meter with 15A power plug
- HWI-4 End power cord for hardwire – \$69 - 3.5 meter for hardwire

Example: item number **PR-1190** + wood suffix **-ZZ** = **PR-1190-ZZ**

Item	Description	Dimensions	inches						
			l	d	h				
PR-1190	119" x 24" x 42" Table	Overall	119	24	42				
									
<p><i>T-LEG INCLUDED SO THAT TABLE CAN BE ASSEMBLED AT TIME OF DELIVERY</i></p> <p><b>NOTE : For electrical options contact factory</b></p>									
	List Price		-BB Beech	-MM Maple	-OA Oak	-WW Walnut	-ZZ Zebrano	-LAM Laminate <small>(see page 4 for laminate selections)</small>	-AY Acrylic <small>(white only)</small>
			<b>7762</b>	<b>7762</b>	<b>7762</b>	<b>7762</b>	<b>7762</b>	<b>7762</b>	<b>14847</b>

Item	Description	Dimensions	inches						
			l	d	h				
PR-1191	119" x 29" x 42" Table	Overall	119	29	42				
									
<p><i>T-LEG INCLUDED SO THAT TABLE CAN BE ASSEMBLED AT TIME OF DELIVERY</i></p> <p><b>NOTE : For electrical options contact factory</b></p>									
	List Price		-BB Beech	-MM Maple	-OA Oak	-WW Walnut	-ZZ Zebrano	-LAM Laminate <small>(see page 4 for laminate selections)</small>	-AY Acrylic <small>(white only)</small>
			<b>8668</b>	<b>8668</b>	<b>8668</b>	<b>8668</b>	<b>8668</b>	<b>8668</b>	<b>15408</b>

**Required to Specify**

**T-Leg Metal Finishes:** Chrome, Anthracite, Bronze, Silver, Matte Black, Matte Silver, Light Grey, Mid Grey, or Matte White

Table Finishes :										
Beech	-BB	101 Natural Beech	Maple	-MM	201 Natural Maple	Oak	-OA	301 Natural Oak		
		102 Light Beech			202 Light Maple			302 Medium Oak		
		103 Medium Beech						303 Grey Oak		
		104 Dark Beech						304 Brown Oak		
Walnut	-WW	400 Light Walnut	Zebrano	-ZZ	501 Natural Zebrano	Acrylic	-AY	White Only		
		401 Natural Walnut			502 Dark Zebrano					
		402 Medium Walnut								
Laminate	-LAM	<b>Solid Color Top</b>			<b>Pattern Laminates</b>			<b>Wood Grain Laminates</b>		
		LAM-Antique White			LAM-Grey Mesh			LAM-Fusion Maple		
		LAM-Black			LAM-Pewter			LAM-Montana Walnut		
		LAM-Designer White			LAM-Steel Mesh			LAM-Monticello Maple		
		LAM-Dove Grey						LAM-River Cherry		
		LAM-Fashion Grey						LAM-Wild Cherry		
		LAM-Khaki Brown								
		LAM-Linen								
		LAM-Shadow								
		LAM-Steel								
		LAM-Wallaby								

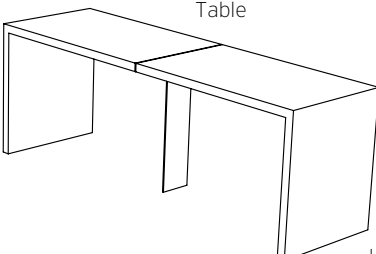
**Options** *(specify only if preferred)*

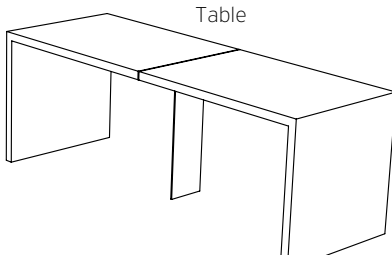
**Infeed Options:**

**SP115-4** End power cord with plug – **\$106** - 3.5 meter with 15A power plug

**HWI-4** End power cord for hardwire – **\$69** - 3.5 meter for hardwire

Example: item number **PR-1192** + wood suffix **-ZZ** = **PR-1192-ZZ**

Item	Description	Dimensions	inches						
			l	d	h				
PR-1192	119" x 36" x 42" Table	Overall	119	36	42				
									
<p><i>T-LEG INCLUDED SO THAT TABLE CAN BE ASSEMBLED AT TIME OF DELIVERY</i></p> <p><b>NOTE : For electrical options contact factory</b></p>									
	List Price		-BB Beech	-MM Maple	-OA Oak	-WW Walnut	-ZZ Zebrano	-LAM Laminate	-AY Acrylic (white only)
			9657	9657	9657	9657	9657	9657	17189

Item	Description	Dimensions	inches						
			l	d	h				
PR-1193	119" x 42" x 42" Table	Overall	119	42	42				
									
<p><i>T-LEG INCLUDED SO THAT TABLE CAN BE ASSEMBLED AT TIME OF DELIVERY</i></p> <p><b>NOTE : For electrical options contact factory</b></p>									
	List Price		-BB Beech	-MM Maple	-OA Oak	-WW Walnut	-ZZ Zebrano	-LAM Laminate	-AY Acrylic (white only)
			10869	10869	10869	10869	10869	10869	20945

**Required to Specify**

**T-Leg Metal Finishes:** Chrome, Anthracite, Bronze, Silver, Matte Black, Matte Silver, Light Grey, Mid Grey, or Matte White

Table Finishes :									
Beech	-BB	101 Natural Beech	Maple	-MM	201 Natural Maple	Oak	-OA	301 Natural Oak	
		102 Light Beech			202 Light Maple			302 Medium Oak	
		103 Medium Beech						303 Grey Oak	
		104 Dark Beech						304 Brown Oak	
Walnut	-WW	400 Light Walnut	Zebrano	-ZZ	501 Natural Zebrano	Acrylic	-AY	White Only	
		401 Natural Walnut			502 Dark Zebrano				
		402 Medium Walnut							
Laminate	-LAM	<b>Solid Color Top</b>			<b>Pattern Laminates</b>			<b>Wood Grain Laminates</b>	
		LAM-Antique White			LAM-Grey Mesh			LAM-Fusion Maple	
		LAM-Black			LAM-Pewter			LAM-Montana Walnut	
		LAM-Designer White			LAM-Steel Mesh			LAM-Monticello Maple	
		LAM-Dove Grey						LAM-River Cherry	
		LAM-Fashion Grey						LAM-Wild Cherry	
		LAM-Khaki Brown							
		LAM-Linen							
		LAM-Shadow							
		LAM-Steel							
		LAM-Wallaby							

**Options** (specify only if preferred)

Infeed Options:

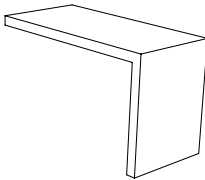
**SP115-4** End power cord with plug – \$106 - 3.5 meter with 15A power plug


**HWI-4** End power cord for hardwire – \$69 - 3.5 meter for hardwire


30" HIGH MODULAR SECTION

PRAT Table Series

Example: item number **PR-3050** + wood suffix **-BB** = **PR-3050-BB**

Item	Description	Dimensions	inches			List Price			
			l	d	h				
PR-3050	48" x 24" x 30" Modular End Section	Overall	48	24	30				
 <p><b>NOTE:</b> PR-3024 T-leg required at connection For electrical options contact factory</p>									
			-BB Beech	-MM Maple	-OA Oak	-WW Walnut	-ZZ Zebrano	-LAM Laminate	-AY Acrylic (white only)
			2815	2815	2815	2815	2815	2815	5711

Item	Description	Dimensions	inches			List Price			
			l	d	h				
PR-3051	72" x 24" x 30" Modular End Section	Overall	72	24	30				
 <p><b>NOTE:</b> PR-3024 T-leg required at connection For electrical options contact factory</p>									
			-BB Beech	-MM Maple	-OA Oak	-WW Walnut	-ZZ Zebrano	-LAM Laminate	-AY Acrylic (white only)
			3310	3310	3310	3310	3310	3310	6947

Item	Description	Dimensions	inches			Blade Depth	List Price
			l	d	h		
PR-3024	24" Depth T-Leg	Overall	3/8	24	30	7	
							
							1043

**Required to Specify**

**T-Leg Metal Finishes:** Chrome, Anthracite, Bronze, Silver, Matte Black, Matte Silver, Light Grey, Mid Grey, or Matte White


Table Finishes :									
Beech	-BB	101 Natural Beech	Maple	-MM	201 Natural Maple	Oak	-OA	301 Natural Oak	
		102 Light Beech			202 Light Maple			302 Medium Oak	
		103 Medium Beech						303 Grey Oak	
		104 Dark Beech						304 Brown Oak	
Walnut	-WW	400 Light Walnut	Zebrano	-ZZ	501 Natural Zebrano	Acrylic	-AY	White Only	
		401 Natural Walnut			502 Dark Zebrano				
		402 Medium Walnut							
Laminate	-LAM	<b>Solid Color Top</b>			<b>Pattern Laminates</b>			<b>Wood Grain Laminates</b>	
		LAM-Antique White			LAM-Grey Mesh			LAM-Fusion Maple	
		LAM-Black			LAM-Pewter			LAM-Montana Walnut	
		LAM-Designer White			LAM-Steel Mesh			LAM-Monticello Maple	
		LAM-Dove Grey						LAM-River Cherry	
		LAM-Fashion Grey						LAM-Wild Cherry	
		LAM-Khaki Brown							
		LAM-Linen							
		LAM-Shadow							
		LAM-Steel							
		LAM-Wallaby							

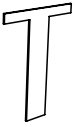


30" HIGH MODULAR SECTION

PRAT Table Series

Example: item number **PR-3052** + wood suffix **-BB** = **PR-3052-BB**

Item	Description	Dimensions	inches			List Price			
			l	d	h				
PR-3052	96" x 24" x 30" Modular End Section	Overall	96	24	30				
									
<p><b>NOTE:</b> PR-3024 T-leg required at connection For electrical options contact factory</p>									
			-BB Beech	-MM Maple	-OA Oak	-WW Walnut	-ZZ Zebrano	-LAM Laminate	-AY Acrylic (white only)
			3791	3791	3791	3791	3791	3791	7604

Item	Description	Dimensions	inches			Blade Depth	List Price
			l	d	h		
PR-3024	24" Depth T-Leg	Overall	3/8	24	30	7	
							
			1043				

**Required to Specify**

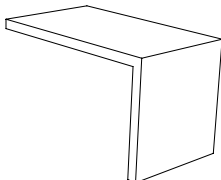
**T-Leg Metal Finishes:** Chrome, Anthracite, Bronze, Silver, Matte Black, Matte Silver, Light Grey, Mid Grey, or Matte White

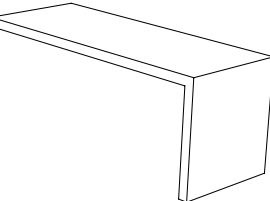
Table Finishes :	Beech	-BB	101 Natural Beech	Maple	-MM	201 Natural Maple	Oak	-OA	301 Natural Oak
			102 Light Beech			202 Light Maple			302 Medium Oak
			103 Medium Beech						303 Grey Oak
			104 Dark Beech						304 Brown Oak
	Walnut	-WW	400 Light Walnut	Zebrano	-ZZ	501 Natural Zebrano	Acrylic	-AY	White Only
			401 Natural Walnut			502 Dark Zebrano			
			402 Medium Walnut						
Laminate	-LAM		<b>Solid Color Top</b>			<b>Pattern Laminates</b>			<b>Wood Grain Laminates</b>
			LAM-Antique White			LAM-Grey Mesh			LAM-Fusion Maple
			LAM-Black			LAM-Pewter			LAM-Montana Walnut
			LAM-Designer White			LAM-Steel Mesh			LAM-Monticello Maple
			LAM-Dove Grey						LAM-River Cherry
			LAM-Fashion Grey						LAM-Wild Cherry
			LAM-Khaki Brown						
			LAM-Linen						
			LAM-Shadow						
			LAM-Steel						
			LAM-Wallaby						


30" HIGH MODULAR SECTION

PRAT Table Series

Example: item number **PR-3053** + wood suffix **-BB** = **PR-3053-BB**

Item	Description	Dimensions	inches			Blade Depth			
			l	d	h				
PR-3053	48" x 29" x 30" Modular End Section	Overall	48	29	30				
 <p><b>NOTE:</b> PR-3029 T-leg required at connection For electrical options contact factory</p>									
			-BB Beech	-MM Maple	-OA Oak	-WW Walnut	-ZZ Zebrano	-LAM Laminate	-AY Acrylic (white only)
	List Price		3266	3266	3266	3266	3266	3266	5908

Item	Description	Dimensions	inches			Blade Depth			
			l	d	h				
PR-3054	72" x 29" x 30" Modular End Section	Overall	72	29	30				
 <p><b>NOTE:</b> PR-3029 T-leg required at connection For electrical options contact factory</p>									
			-BB Beech	-MM Maple	-OA Oak	-WW Walnut	-ZZ Zebrano	-LAM Laminate	-AY Acrylic (white only)
	List Price		3813	3813	3813	3813	3813	3813	7291

Item	Description	Dimensions	inches			Blade Depth
			l	d	h	
PR-3029	29" Depth T-Leg	Overall	3/8	29	30	9
 <p>List Price</p>						
						1188

**Required to Specify**


**T-Leg Metal Finishes:** Chrome, Anthracite, Bronze, Silver, Matte Black, Matte Silver, Light Grey, Mid Grey, or Matte White

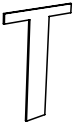
Table Finishes :	Beech	-BB	101 Natural Beech	Maple	-MM	201 Natural Maple	Oak	-OA	301 Natural Oak
			102 Light Beech			202 Light Maple			302 Medium Oak
			103 Medium Beech						303 Grey Oak
			104 Dark Beech						304 Brown Oak
	Walnut	-WW	400 Light Walnut	Zebrano	-ZZ	501 Natural Zebrano	Acrylic	-AY	White Only
			401 Natural Walnut			502 Dark Zebrano			
			402 Medium Walnut						
	Laminate	-LAM	<b>Solid Color Top</b>			<b>Pattern Laminates</b>			<b>Wood Grain Laminates</b>
			LAM-Antique White			LAM-Grey Mesh			LAM-Fusion Maple
			LAM-Black			LAM-Pewter			LAM-Montana Walnut
			LAM-Designer White			LAM-Steel Mesh			LAM-Monticello Maple
			LAM-Dove Grey						LAM-River Cherry
			LAM-Fashion Grey						LAM-Wild Cherry
			LAM-Khaki Brown						
			LAM-Linen						
			LAM-Shadow						
			LAM-Steel						
			LAM-Wallaby						

30" HIGH MODULAR SECTION

PRAT Table Series

Example: item number **PR-3055** + wood suffix **-BB** = **PR-3055-BB**

Item	Description	Dimensions	inches			List Price			
			l	d	h				
PR-3055	96" x 29" x 30" Modular End Section	Overall	96	29	30				
									
<p><b>NOTE:</b> PR-3029 T-leg required at connection For electrical options contact factory</p>									
			-BB Beech	-MM Maple	-OA Oak	-WW Walnut	-ZZ Zebrano	-LAM Laminate	-AY Acrylic (white only)
			4425	4425	4425	4425	4425	4425	8046

Item	Description	Dimensions	inches			Blade Depth	List Price
			l	d	h		
PR-3029	29" Depth T-Leg	Overall	3/8	29	30	9	1188
							

**Required to Specify**

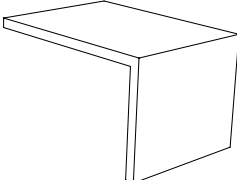
**T-Leg Metal Finishes:** Chrome, Anthracite, Bronze, Silver, Matte Black, Matte Silver, Light Grey, Mid Grey, or Matte White

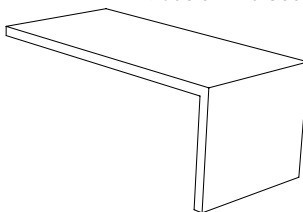
Table Finishes :	Beech	-BB	101 Natural Beech	Maple	-MM	201 Natural Maple	Oak	-OA	301 Natural Oak
			102 Light Beech			202 Light Maple			302 Medium Oak
			103 Medium Beech						303 Grey Oak
			104 Dark Beech						304 Brown Oak
	Walnut	-WW	400 Light Walnut	Zebrano	-ZZ	501 Natural Zebrano	Acrylic	-AY	White Only
			401 Natural Walnut			502 Dark Zebrano			
			402 Medium Walnut						
Laminate	-LAM		<b>Solid Color Top</b>			<b>Pattern Laminates</b>			<b>Wood Grain Laminates</b>
			LAM-Antique White			LAM-Grey Mesh			LAM-Fusion Maple
			LAM-Black			LAM-Pewter			LAM-Montana Walnut
			LAM-Designer White			LAM-Steel Mesh			LAM-Monticello Maple
			LAM-Dove Grey						LAM-River Cherry
			LAM-Fashion Grey						LAM-Wild Cherry
			LAM-Khaki Brown						
			LAM-Linen						
			LAM-Shadow						
			LAM-Steel						
			LAM-Wallaby						

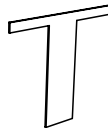
30" HIGH MODULAR SECTION

PRAT Table Series

Example: item number **PR-3056** + wood suffix **-BB** = **PR-3056-BB**

Item	Description	Dimensions	inches			List Price			
			l	d	h				
PR-3056	48" x 36" x 30" Modular End Section	Overall	48	36	30				
 <p><b>NOTE:</b> PR-3036 T-leg required at connection For electrical options contact factory</p>									
			-BB Beech	-MM Maple	-OA Oak	-WW Walnut	-ZZ Zebrano	-LAM Laminate	-AY Acrylic (white only)
			3614	3614	3614	3614	3614	3614	6133

Item	Description	Dimensions	inches			List Price			
			l	d	h				
PR-3057	72" x 36" x 30" Modular End Section	Overall	72	36	30				
 <p><b>NOTE:</b> PR-3036 T-leg required at connection For electrical options contact factory</p>									
			-BB Beech	-MM Maple	-OA Oak	-WW Walnut	-ZZ Zebrano	-LAM Laminate	-AY Acrylic (white only)
			4377	4377	4377	4377	4377	4377	8228

Item	Description	Dimensions	inches			Blade Depth	List Price
			l	d	h		
PR-3036	36" Depth T-Leg	Overall	3/8	36	30	10	
							
							1212

**Required to Specify**


**T-Leg Metal Finishes:** Chrome, Anthracite, Bronze, Silver, Matte Black, Matte Silver, Light Grey, Mid Grey, or Matte White

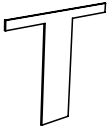
Table Finishes :	Beech	-BB	101 Natural Beech	Maple	-MM	201 Natural Maple	Oak	-OA	301 Natural Oak
			102 Light Beech			202 Light Maple			302 Medium Oak
			103 Medium Beech						303 Grey Oak
			104 Dark Beech						304 Brown Oak
	Walnut	-WW	400 Light Walnut	Zebrano	-ZZ	501 Natural Zebrano	Acrylic	-AY	White Only
			401 Natural Walnut			502 Dark Zebrano			
			402 Medium Walnut						
	Laminate	-LAM	<b>Solid Color Top</b>			<b>Pattern Laminates</b>			<b>Wood Grain Laminates</b>
			LAM-Antique White			LAM-Grey Mesh			LAM-Fusion Maple
			LAM-Black			LAM-Pewter			LAM-Montana Walnut
			LAM-Designer White			LAM-Steel Mesh			LAM-Monticello Maple
			LAM-Dove Grey						LAM-River Cherry
			LAM-Fashion Grey						LAM-Wild Cherry
			LAM-Khaki Brown						
			LAM-Linen						
			LAM-Shadow						
			LAM-Steel						
			LAM-Wallaby						

30" HIGH MODULAR SECTION

PRAT Table Series

Example: item number **PR-3058** + wood suffix **-BB** = **PR-3058-BB**

Item	Description	Dimensions	inches			Blade Depth			
			l	d	h				
PR-3058	96" x 36" x 30" Modular End Section	Overall	96	36	30				
									
<p><b>NOTE:</b> PR-3036 T-leg required at connection For electrical options contact factory</p>									
			-BB Beech	-MM Maple	-OA Oak	-WW Walnut	-ZZ Zebrano	-LAM Laminate	-AY Acrylic (white only)
	List Price		5105	5105	5105	5105	5105	5105	9126

Item	Description	Dimensions	inches			Blade Depth
			l	d	h	
PR-3036	36" Depth T-Leg	Overall	3/8	36	30	10
						
	List Price					
	1212					

**Required to Specify**

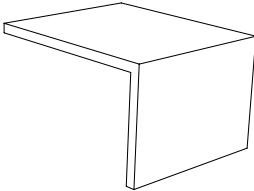
**T-Leg Metal Finishes:** Chrome, Anthracite, Bronze, Silver, Matte Black, Matte Silver, Light Grey, Mid Grey, or Matte White

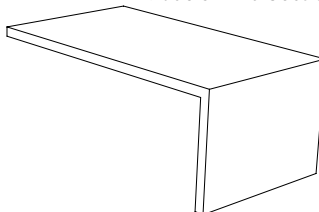
Table Finishes :	Beech	-BB	101 Natural Beech	Maple	-MM	201 Natural Maple	Oak	-OA	301 Natural Oak
			102 Light Beech			202 Light Maple			302 Medium Oak
			103 Medium Beech						303 Grey Oak
			104 Dark Beech						304 Brown Oak
	Walnut	-WW	400 Light Walnut	Zebrano	-ZZ	501 Natural Zebrano	Acrylic	-AY	White Only
			401 Natural Walnut			502 Dark Zebrano			
			402 Medium Walnut						
Laminate	-LAM		<i>Solid Color Top</i>			<i>Pattern Laminates</i>			<i>Wood Grain Laminates</i>
			LAM-Antique White			LAM-Grey Mesh			LAM-Fusion Maple
			LAM-Black			LAM-Pewter			LAM-Montana Walnut
			LAM-Designer White			LAM-Steel Mesh			LAM-Monticello Maple
			LAM-Dove Grey						LAM-River Cherry
			LAM-Fashion Grey						LAM-Wild Cherry
			LAM-Khaki Brown						
			LAM-Linen						
			LAM-Shadow						
			LAM-Steel						
			LAM-Wallaby						

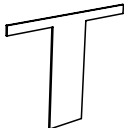
30" HIGH MODULAR SECTION

PRAT Table Series

Example: item number **PR-3059** + wood suffix **-BB** = **PR-3059-BB**

Item	Description	Dimensions	inches			List Price			
			l	d	h				
PR-3059	48" x 42" x 30" Modular End Section	Overall	48	42	30				
 <p><b>NOTE:</b> PR-3042 T-leg required at connection For electrical options contact factory</p>									
			-BB Beech	-MM Maple	-OA Oak	-WW Walnut	-ZZ Zebrano	-LAM Laminate	-AY Acrylic (white only)
			<b>3949</b>	<b>3949</b>	<b>3949</b>	<b>3949</b>	<b>3949</b>	<b>3949</b>	<b>6359</b>

Item	Description	Dimensions	inches			List Price			
			l	d	h				
PR-3060	72" x 42" x 30" Modular End Section	Overall	72	42	30				
 <p><b>NOTE:</b> PR-3042 T-leg required at connection For electrical options contact factory</p>									
			-BB Beech	-MM Maple	-OA Oak	-WW Walnut	-ZZ Zebrano	-LAM Laminate	-AY Acrylic (white only)
			<b>4783</b>	<b>4783</b>	<b>4783</b>	<b>4783</b>	<b>4783</b>	<b>4783</b>	<b>9167</b>

Item	Description	Dimensions	inches			Blade Depth	List Price
			l	d	h		
PR-3042	42" Depth T-Leg	Overall	3/8	42	30	12	
							
							<b>1358</b>

**Required to Specify**


**T-Leg Metal Finishes:** Chrome, Anthracite, Bronze, Silver, Matte Black, Matte Silver, Light Grey, Mid Grey, or Matte White

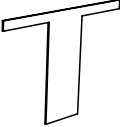
Table Finishes :	Beech	-BB	101 Natural Beech	Maple	-MM	201 Natural Maple	Oak	-OA	301 Natural Oak
			102 Light Beech			202 Light Maple			302 Medium Oak
			103 Medium Beech						303 Grey Oak
			104 Dark Beech						304 Brown Oak
	Walnut	-WW	400 Light Walnut	Zebrano	-ZZ	501 Natural Zebrano	Acrylic	-AY	White Only
			401 Natural Walnut			502 Dark Zebrano			
			402 Medium Walnut						
Laminate	-LAM		<b>Solid Color Top</b>			<b>Pattern Laminates</b>			<b>Wood Grain Laminates</b>
			LAM-Antique White			LAM-Grey Mesh			LAM-Fusion Maple
			LAM-Black			LAM-Pewter			LAM-Montana Walnut
			LAM-Designer White			LAM-Steel Mesh			LAM-Monticello Maple
			LAM-Dove Grey						LAM-River Cherry
			LAM-Fashion Grey						LAM-Wild Cherry
			LAM-Khaki Brown						
			LAM-Linen						
			LAM-Shadow						
			LAM-Steel						
			LAM-Wallaby						

30" HIGH MODULAR SECTION

PRAT Table Series

Example: item number **PR-3061** + wood suffix **-BB** = **PR-3061-BB**

Item	Description	Dimensions	inches			List Price			
			l	d	h				
PR-3061	96" x 42" x 30" Modular End Section	Overall	96	42	30				
									
<p><b>NOTE:</b> PR-3042 T-leg required at connection For electrical options contact factory</p>									
			-BB Beech	-MM Maple	-OA Oak	-WW Walnut	-ZZ Zebrano	-LAM Laminate	-AY Acrylic (white only)
			5559	5559	5559	5559	5559	5559	10206

Item	Description	Dimensions	inches			Blade Depth	List Price
			l	d	h		
PR-3042	42" Depth T-Leg	Overall	3/8	42	30	12	
							
							1358

**Required to Specify**

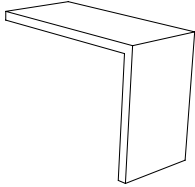
**T-Leg Metal Finishes:** Chrome, Anthracite, Bronze, Silver, Matte Black, Matte Silver, Light Grey, Mid Grey, or Matte White

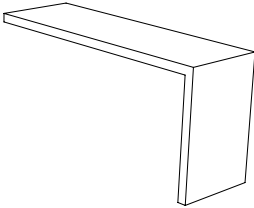
Table Finishes :	Beech	-BB	101 Natural Beech	Maple	-MM	201 Natural Maple	Oak	-OA	301 Natural Oak
			102 Light Beech			202 Light Maple			302 Medium Oak
			103 Medium Beech						303 Grey Oak
			104 Dark Beech						304 Brown Oak
	Walnut	-WW	400 Light Walnut	Zebrano	-ZZ	501 Natural Zebrano	Acrylic	-AY	White Only
			401 Natural Walnut			502 Dark Zebrano			
			402 Medium Walnut						
Laminate	-LAM		<i>Solid Color Top</i>			<i>Pattern Laminates</i>			<i>Wood Grain Laminates</i>
			LAM-Antique White			LAM-Grey Mesh			LAM-Fusion Maple
			LAM-Black			LAM-Pewter			LAM-Montana Walnut
			LAM-Designer White			LAM-Steel Mesh			LAM-Monticello Maple
			LAM-Dove Grey						LAM-River Cherry
			LAM-Fashion Grey						LAM-Wild Cherry
			LAM-Khaki Brown						
			LAM-Linen						
			LAM-Shadow						
			LAM-Steel						
			LAM-Wallaby						

36" HIGH MODULAR SECTION

PRAT Table Series

Example: item number **PR-3650** + wood suffix **-BB** = **PR-3650-BB**

Item	Description	Dimensions	inches			List Price			
			l	d	h				
PR-3650	48" x 24" x 36" Modular End Section	Overall	48	24	36				
 <p><b>NOTE:</b> PR-3624 T-leg required at connection For electrical options contact factory</p>									
			-BB Beech	-MM Maple	-OA Oak	-WW Walnut	-ZZ Zebrano	-LAM Laminate	-AY Acrylic (white only)
			2949	2949	2949	2949	2949	2949	6068

Item	Description	Dimensions	inches			List Price			
			l	d	h				
PR-3651	72" x 24" x 36" Modular End Section	Overall	72	24	36				
 <p><b>NOTE:</b> PR-3624 T-leg required at connection For electrical options contact factory</p>									
			-BB Beech	-MM Maple	-OA Oak	-WW Walnut	-ZZ Zebrano	-LAM Laminate	-AY Acrylic (white only)
			3440	3440	3440	3440	3440	3440	7466

Item	Description	Dimensions	inches			Blade Depth	List Price
			l	d	h		
PR-3624	24" Depth T-Leg	Overall	3/8	24	36	7	
							1043

**Required to Specify**

**T-Leg Metal Finishes:** Chrome, Anthracite, Bronze, Silver, Matte Black, Matte Silver, Light Grey, Mid Grey, or Matte White


Table Finishes :	Beech	-BB	101 Natural Beech	Maple	-MM	201 Natural Maple	Oak	-OA	301 Natural Oak
			102 Light Beech			202 Light Maple			302 Medium Oak
			103 Medium Beech						303 Grey Oak
			104 Dark Beech						304 Brown Oak
	Walnut	-WW	400 Light Walnut	Zebrano	-ZZ	501 Natural Zebrano	Acrylic	-AY	White Only
			401 Natural Walnut			502 Dark Zebrano			
			402 Medium Walnut						
Laminate	-LAM		<b>Solid Color Top</b>			<b>Pattern Laminates</b>			<b>Wood Grain Laminates</b>
			LAM-Antique White			LAM-Grey Mesh			LAM-Fusion Maple
			LAM-Black			LAM-Pewter			LAM-Montana Walnut
			LAM-Designer White			LAM-Steel Mesh			LAM-Monticello Maple
			LAM-Dove Grey						LAM-River Cherry
			LAM-Fashion Grey						LAM-Wild Cherry
			LAM-Khaki Brown						
			LAM-Linen						
			LAM-Shadow						
			LAM-Steel						
			LAM-Wallaby						

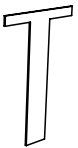


36" HIGH MODULAR SECTION

PRAT Table Series

Example: item number **PR-3652** + wood suffix **-BB** = **PR-3652-BB**

Item	Description	Dimensions	inches			List Price			
			l	d	h				
PR-3652	96" x 24" x 36" Modular End Section	Overall	96	24	36				
 <p><b>NOTE:</b> PR-3624 T-leg required at connection For electrical options contact factory</p>									
			-BB Beech	-MM Maple	-OA Oak	-WW Walnut	-ZZ Zebrano	-LAM Laminate	-AY Acrylic (white only)
			3926	3926	3926	3926	3926	3926	7960

Item	Description	Dimensions	inches			Blade Depth	List Price
			l	d	h		
PR-3624	24" Depth T-Leg	Overall	3/8	24	36	7	
							
			1043				

**Required to Specify**

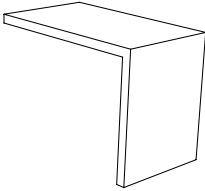
**T-Leg Metal Finishes:** Chrome, Anthracite, Bronze, Silver, Matte Black, Matte Silver, Light Grey, Mid Grey, or Matte White

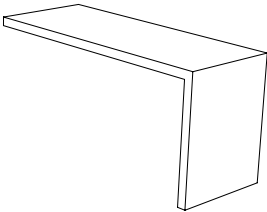
Table Finishes :	Beech	-BB	101 Natural Beech	Maple	-MM	201 Natural Maple	Oak	-OA	301 Natural Oak
			102 Light Beech			202 Light Maple			302 Medium Oak
			103 Medium Beech						303 Grey Oak
			104 Dark Beech						304 Brown Oak
	Walnut	-WW	400 Light Walnut	Zebrano	-ZZ	501 Natural Zebrano	Acrylic	-AY	White Only
			401 Natural Walnut			502 Dark Zebrano			
			402 Medium Walnut						
	Laminate	-LAM	<i>Solid Color Top</i>			<i>Pattern Laminates</i>			<i>Wood Grain Laminates</i>
			LAM-Antique White			LAM-Grey Mesh			LAM-Fusion Maple
			LAM-Black			LAM-Pewter			LAM-Montana Walnut
			LAM-Designer White			LAM-Steel Mesh			LAM-Monticello Maple
			LAM-Dove Grey						LAM-River Cherry
			LAM-Fashion Grey						LAM-Wild Cherry
			LAM-Khaki Brown						
			LAM-Linen						
			LAM-Shadow						
			LAM-Steel						
			LAM-Wallaby						

36" HIGH MODULAR SECTION

PRAT Table Series

Example: item number **PR-3653** + wood suffix **-BB** = **PR-3653-BB**

Item	Description	Dimensions	inches			List Price			
			l	d	h				
PR-3653	48" x 29" x 36" Modular End Section	Overall	48	29	36				
 <p><b>NOTE:</b> PR-3629 T-leg required at connection For electrical options contact factory</p>									
			-BB Beech	-MM Maple	-OA Oak	-WW Walnut	-ZZ Zebrano	-LAM Laminate	-AY Acrylic (white only)
			3402	3402	3402	3402	3402	3402	6422

Item	Description	Dimensions	inches			List Price			
			l	d	h				
PR-3654	72" x 29" x 36" Modular End Section	Overall	72	29	36				
 <p><b>NOTE:</b> PR-3629 T-leg required at connection For electrical options contact factory</p>									
			-BB Beech	-MM Maple	-OA Oak	-WW Walnut	-ZZ Zebrano	-LAM Laminate	-AY Acrylic (white only)
			3951	3951	3951	3951	3951	3951	7848

Item	Description	Dimensions	inches			Blade Depth	List Price
			l	d	h		
PR-3629	29" Depth T-Leg	Overall	3/8	29	36	9	
							1188

**Required to Specify**


**T-Leg Metal Finishes:** Chrome, Anthracite, Bronze, Silver, Matte Black, Matte Silver, Light Grey, Mid Grey, or Matte White


Table Finishes :	Beech	-BB	101 Natural Beech	Maple	-MM	201 Natural Maple	Oak	-OA	301 Natural Oak
			102 Light Beech			202 Light Maple			302 Medium Oak
			103 Medium Beech						303 Grey Oak
			104 Dark Beech						304 Brown Oak
	Walnut	-WW	400 Light Walnut	Zebrano	-ZZ	501 Natural Zebrano	Acrylic	-AY	White Only
			401 Natural Walnut			502 Dark Zebrano			
			402 Medium Walnut						
	Laminate	-LAM	<b>Solid Color Top</b>			<b>Pattern Laminates</b>			<b>Wood Grain Laminates</b>
			LAM-Antique White			LAM-Grey Mesh			LAM-Fusion Maple
			LAM-Black			LAM-Pewter			LAM-Montana Walnut
			LAM-Designer White			LAM-Steel Mesh			LAM-Monticello Maple
			LAM-Dove Grey						LAM-River Cherry
			LAM-Fashion Grey						LAM-Wild Cherry
			LAM-Khaki Brown						
			LAM-Linen						
			LAM-Shadow						
			LAM-Steel						
			LAM-Wallaby						

36" HIGH MODULAR SECTION

PRAT Table Series

Example: item number **PR-3655** + wood suffix **-BB** = **PR-3655-BB**

Item	Description	Dimensions	inches			List Price			
			l	d	h				
PR-3655	96" x 29" x 36" Modular End Section	Overall	96	29	36				
									
<p><b>NOTE:</b> PR-3629 T-leg required at connection For electrical options contact factory</p>									
			-BB Beech	-MM Maple	-OA Oak	-WW Walnut	-ZZ Zebrano	-LAM Laminate	-AY Acrylic (white only)
			4570	4570	4570	4570	4570	4570	8408

Item	Description	Dimensions	inches			Blade Depth	List Price
			l	d	h		
PR-3629	29" Depth T-Leg	Overall	3/8	29	36	9	
							
							1188

**Required to Specify**

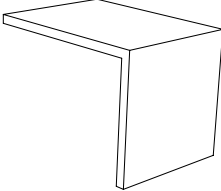
**T-Leg Metal Finishes:** Chrome, Anthracite, Bronze, Silver, Matte Black, Matte Silver, Light Grey, Mid Grey, or Matte White


Table Finishes :	Beech	-BB	101 Natural Beech	Maple	-MM	201 Natural Maple	Oak	-OA	301 Natural Oak
			102 Light Beech			202 Light Maple			302 Medium Oak
			103 Medium Beech						303 Grey Oak
			104 Dark Beech						304 Brown Oak
	Walnut	-WW	400 Light Walnut	Zebrano	-ZZ	501 Natural Zebrano	Acrylic	-AY	White Only
			401 Natural Walnut			502 Dark Zebrano			
			402 Medium Walnut						
Laminate	-LAM		<i>Solid Color Top</i>			<i>Pattern Laminates</i>			<i>Wood Grain Laminates</i>
			LAM-Antique White			LAM-Grey Mesh			LAM-Fusion Maple
			LAM-Black			LAM-Pewter			LAM-Montana Walnut
			LAM-Designer White			LAM-Steel Mesh			LAM-Monticello Maple
			LAM-Dove Grey						LAM-River Cherry
			LAM-Fashion Grey						LAM-Wild Cherry
			LAM-Khaki Brown						
			LAM-Linen						
			LAM-Shadow						
			LAM-Steel						
			LAM-Wallaby						

36" HIGH MODULAR SECTION

PRAT Table Series

Example: item number **PR-3656** + wood suffix **-BB** = **PR-3656-BB**

Item	Description	Dimensions	inches			Blade Depth			
			l	d	h				
PR-3656	48" x 36" x 36" Modular End Section	Overall	48	36	36				
 <p><b>NOTE:</b> PR-3636 T-leg required at connection For electrical options contact factory</p>									
			-BB Beech	-MM Maple	-OA Oak	-WW Walnut	-ZZ Zebrano	-LAM Laminate	-AY Acrylic (white only)
	List Price		3789	3789	3789	3789	3789	3789	6703

Item	Description	Dimensions	inches			Blade Depth			
			l	d	h				
PR-3657	72" x 36" x 36" Modular End Section	Overall	72	36	36				
 <p><b>NOTE:</b> PR-3636 T-leg required at connection For electrical options contact factory</p>									
			-BB Beech	-MM Maple	-OA Oak	-WW Walnut	-ZZ Zebrano	-LAM Laminate	-AY Acrylic (white only)
	List Price		4555	4555	4555	4555	4555	4555	8768

Item	Description	Dimensions	inches			Blade Depth	
			l	d	h		
PR-3636	36" Depth T-Leg	Overall	3/8	36	36	10	
	List Price						1212

**Required to Specify**


**T-Leg Metal Finishes:** Chrome, Anthracite, Bronze, Silver, Matte Black, Matte Silver, Light Grey, Mid Grey, or Matte White


Table Finishes :	Beech	-BB	101 Natural Beech	Maple	-MM	201 Natural Maple	Oak	-OA	301 Natural Oak
			102 Light Beech			202 Light Maple			302 Medium Oak
			103 Medium Beech						303 Grey Oak
			104 Dark Beech						304 Brown Oak
	Walnut	-WW	400 Light Walnut	Zebrano	-ZZ	501 Natural Zebrano	Acrylic	-AY	White Only
			401 Natural Walnut			502 Dark Zebrano			
			402 Medium Walnut						
Laminate	-LAM		<b>Solid Color Top</b>			<b>Pattern Laminates</b>			<b>Wood Grain Laminates</b>
			LAM-Antique White			LAM-Grey Mesh			LAM-Fusion Maple
			LAM-Black			LAM-Pewter			LAM-Montana Walnut
			LAM-Designer White			LAM-Steel Mesh			LAM-Monticello Maple
			LAM-Dove Grey						LAM-River Cherry
			LAM-Fashion Grey						LAM-Wild Cherry
			LAM-Khaki Brown						
			LAM-Linen						
			LAM-Shadow						
			LAM-Steel						
			LAM-Wallaby						

36" HIGH MODULAR SECTION

PRAT Table Series

Example: item number **PR-3658** + wood suffix **-BB** = **PR-3658-BB**

Item	Description	Dimensions	inches			List Price			
			l	d	h				
PR-3658	96" x 36" x 36" Modular End Section	Overall	96	36	36				
 <p><b>NOTE:</b> PR-3636 T-leg required at connection For electrical options contact factory</p>									
			-BB Beech	-MM Maple	-OA Oak	-WW Walnut	-ZZ Zebrano	-LAM Laminate	-AY Acrylic (white only)
			5277	5277	5277	5277	5277	5277	9598

Item	Description	Dimensions	inches			Blade Depth	List Price
			l	d	h		
PR-3636	36" Depth T-Leg	Overall	3/8	36	36	10	
							
			1212				

**Required to Specify**

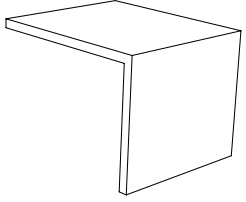
**T-Leg Metal Finishes:** Chrome, Anthracite, Bronze, Silver, Matte Black, Matte Silver, Light Grey, Mid Grey, or Matte White

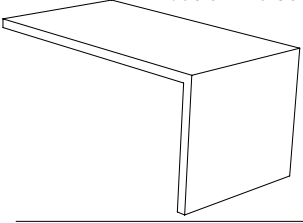
Table Finishes :	Beech	-BB	101 Natural Beech	Maple	-MM	201 Natural Maple	Oak	-OA	301 Natural Oak
			102 Light Beech			202 Light Maple			302 Medium Oak
			103 Medium Beech						303 Grey Oak
			104 Dark Beech						304 Brown Oak
	Walnut	-WW	400 Light Walnut	Zebrano	-ZZ	501 Natural Zebrano	Acrylic	-AY	White Only
			401 Natural Walnut			502 Dark Zebrano			
			402 Medium Walnut						
	Laminate	-LAM	<b>Solid Color Top</b>			<b>Pattern Laminates</b>			<b>Wood Grain Laminates</b>
			LAM-Antique White			LAM-Grey Mesh			LAM-Fusion Maple
			LAM-Black			LAM-Pewter			LAM-Montana Walnut
			LAM-Designer White			LAM-Steel Mesh			LAM-Monticello Maple
			LAM-Dove Grey						LAM-River Cherry
			LAM-Fashion Grey						LAM-Wild Cherry
			LAM-Khaki Brown						
			LAM-Linen						
			LAM-Shadow						
			LAM-Steel						
			LAM-Wallaby						

36" HIGH MODULAR SECTION

PRAT Table Series

Example: item number **PR-3659** + wood suffix **-BB** = **PR-3659-BB**

Item	Description	Dimensions	inches			List Price			
			l	d	h		-BB	-MM	-AY
PR-3659	48" x 42" x 36" Modular End Section	Overall	48	42	36				
 <p><b>NOTE:</b> PR-3642 T-leg required at connection For electrical options contact factory</p>									
			-BB Beech	-MM Maple	-OA Oak	-WW Walnut	-ZZ Zebrano	-LAM Laminate	-AY Acrylic (white only)
			4124	4124	4124	4124	4124	4124	6986

Item	Description	Dimensions	inches			List Price			
			l	d	h		-BB	-MM	-AY
PR-3660	72" x 42" x 36" Modular End Section	Overall	72	42	36				
 <p><b>NOTE:</b> PR-3642 T-leg required at connection For electrical options contact factory</p>									
			-BB Beech	-MM Maple	-OA Oak	-WW Walnut	-ZZ Zebrano	-LAM Laminate	-AY Acrylic (white only)
			4975	4975	4975	4975	4975	4975	9684

Item	Description	Dimensions	inches			Blade Depth	List Price
			l	d	h		
PR-3642	42" Depth T-Leg	Overall	3/8	42	36	12	
							1358

**Required to Specify**

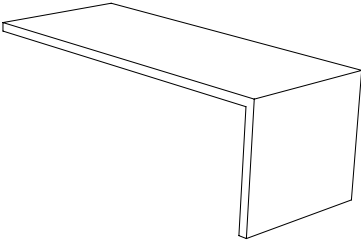
**T-Leg Metal Finishes:** Chrome, Anthracite, Bronze, Silver, Matte Black, Matte Silver, Light Grey, Mid Grey, or Matte White


Table Finishes :	Beech	-BB	101 Natural Beech	Maple	-MM	201 Natural Maple	Oak	-OA	301 Natural Oak
			102 Light Beech			202 Light Maple			302 Medium Oak
			103 Medium Beech						303 Grey Oak
			104 Dark Beech						304 Brown Oak
	Walnut	-WW	400 Light Walnut	Zebrano	-ZZ	501 Natural Zebrano	Acrylic	-AY	White Only
			401 Natural Walnut			502 Dark Zebrano			
			402 Medium Walnut						
Laminate	-LAM		<b>Solid Color Top</b>			<b>Pattern Laminates</b>			<b>Wood Grain Laminates</b>
			LAM-Antique White			LAM-Grey Mesh			LAM-Fusion Maple
			LAM-Black			LAM-Pewter			LAM-Montana Walnut
			LAM-Designer White			LAM-Steel Mesh			LAM-Monticello Maple
			LAM-Dove Grey						LAM-River Cherry
			LAM-Fashion Grey						LAM-Wild Cherry
			LAM-Khaki Brown						
			LAM-Linen						
			LAM-Shadow						
			LAM-Steel						
			LAM-Wallaby						

36" HIGH MODULAR SECTION

PRAT Table Series

Example: item number **PR-3661** + wood suffix **-BB** = **PR-3661-BB**

Item	Description	Dimensions	inches			List Price			
			l	d	h				
PR-3661	96" x 42" x 36" Modular End Section	Overall	96	42	36				
									
<p><b>NOTE:</b> PR-3642 T-leg required at connection For electrical options contact factory</p>									
			-BB Beech	-MM Maple	-OA Oak	-WW Walnut	-ZZ Zebrano	-LAM Laminate	-AY Acrylic (white only)
			5752	5752	5752	5752	5752	5752	10788

Item	Description	Dimensions	inches			Blade Depth	List Price
			l	d	h		
PR-3642	42" Depth T-Leg	Overall	3/8	42	36	12	
							
			1358				

**Required to Specify**


**T-Leg Metal Finishes:** Chrome, Anthracite, Bronze, Silver, Matte Black, Matte Silver, Light Grey, Mid Grey, or Matte White

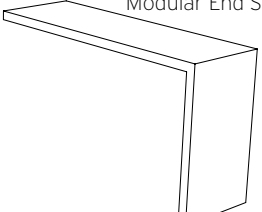
Table Finishes :	Beech	-BB	101 Natural Beech	Maple	-MM	201 Natural Maple	Oak	-OA	301 Natural Oak
			102 Light Beech			202 Light Maple			302 Medium Oak
			103 Medium Beech						303 Grey Oak
			104 Dark Beech						304 Brown Oak
	Walnut	-WW	400 Light Walnut	Zebrano	-ZZ	501 Natural Zebrano	Acrylic	-AY	White Only
			401 Natural Walnut			502 Dark Zebrano			
			402 Medium Walnut						
	Laminate	-LAM	<i>Solid Color Top</i>			<i>Pattern Laminates</i>			<i>Wood Grain Laminates</i>
			LAM-Antique White			LAM-Grey Mesh			LAM-Fusion Maple
			LAM-Black			LAM-Pewter			LAM-Montana Walnut
			LAM-Designer White			LAM-Steel Mesh			LAM-Monticello Maple
			LAM-Dove Grey						LAM-River Cherry
			LAM-Fashion Grey						LAM-Wild Cherry
			LAM-Khaki Brown						
			LAM-Linen						
			LAM-Shadow						
			LAM-Steel						
			LAM-Wallaby						

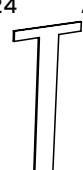
42" HIGH MODULAR SECTION

PRAT Table Series

Example: item number **PR-4250** + wood suffix **-BB** = **PR-4250-BB**

Item	Description	Dimensions	inches			List Price			
			l	d	h				
PR-4250	48" x 24" x 42" Modular End Section	Overall	48	24	42				
 <p><b>NOTE:</b> PR-4224 T-leg required at connection For electrical options contact factory</p>									
			-BB Beech	-MM Maple	-OA Oak	-WW Walnut	-ZZ Zebrano	-LAM Laminate	-AY Acrylic (white only)
			3037	3037	3037	3037	3037	3037	6154

Item	Description	Dimensions	inches			List Price			
			l	d	h				
PR-4251	72" x 24" x 42" Modular End Section	Overall	72	24	42				
 <p><b>NOTE:</b> PR-4224 T-leg required at connection For electrical options contact factory</p>									
			-BB Beech	-MM Maple	-OA Oak	-WW Walnut	-ZZ Zebrano	-LAM Laminate	-AY Acrylic (white only)
			3534	3534	3534	3534	3534	3534	7548

Item	Description	Dimensions	inches			Blade Depth	List Price
			l	d	h		
PR-4224	24" Depth T-Leg	Overall	3/8	24	42	7	
							1043

**Required to Specify**

**T-Leg Metal Finishes:** Chrome, Anthracite, Bronze, Silver, Matte Black, Matte Silver, Light Grey, Mid Grey, or Matte White


Table Finishes :	Beech	-BB	101 Natural Beech	Maple	-MM	201 Natural Maple	Oak	-OA	301 Natural Oak
			102 Light Beech			202 Light Maple			302 Medium Oak
			103 Medium Beech						303 Grey Oak
			104 Dark Beech						304 Brown Oak
	Walnut	-WW	400 Light Walnut	Zebrano	-ZZ	501 Natural Zebrano	Acrylic	-AY	White Only
			401 Natural Walnut			502 Dark Zebrano			
			402 Medium Walnut						
	Laminate	-LAM	<b>Solid Color Top</b>			<b>Pattern Laminates</b>			<b>Wood Grain Laminates</b>
			LAM-Antique White			LAM-Grey Mesh			LAM-Fusion Maple
			LAM-Black			LAM-Pewter			LAM-Montana Walnut
			LAM-Designer White			LAM-Steel Mesh			LAM-Monticello Maple
			LAM-Dove Grey						LAM-River Cherry
			LAM-Fashion Grey						LAM-Wild Cherry
			LAM-Khaki Brown						
			LAM-Linen						
			LAM-Shadow						
			LAM-Steel						
			LAM-Wallaby						




42" HIGH MODULAR SECTION

PRAT Table Series

Example: item number **PR-4252** + wood suffix **-BB** = **PR-4252-BB**

Item	Description	Dimensions	inches			List Price			
			l	d	h				
PR-4252	96" x 24" x 42" Modular End Section	Overall	96	24	42				
									
<p><b>NOTE:</b> PR-4224 T-leg required at connection For electrical options contact factory</p>									
			-BB Beech	-MM Maple	-OA Oak	-WW Walnut	-ZZ Zebrano	-LAM Laminate	-AY Acrylic (white only)
			4014	4014	4014	4014	4014	4014	8047

Item	Description	Dimensions	inches			Blade Depth	List Price
			l	d	h		
PR-4224	24" Depth T-Leg	Overall	3/8	24	42	7	
							
			1043				

**Required to Specify**


**T-Leg Metal Finishes:** Chrome, Anthracite, Bronze, Silver, Matte Black, Matte Silver, Light Grey, Mid Grey, or Matte White

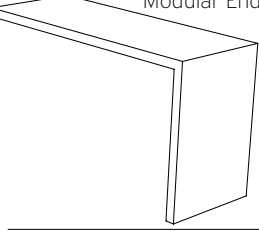
Table Finishes :	Beech	-BB	101 Natural Beech	Maple	-MM	201 Natural Maple	Oak	-OA	301 Natural Oak
			102 Light Beech			202 Light Maple			302 Medium Oak
			103 Medium Beech						303 Grey Oak
			104 Dark Beech						304 Brown Oak
	Walnut	-WW	400 Light Walnut	Zebrano	-ZZ	501 Natural Zebrano	Acrylic	-AY	White Only
			401 Natural Walnut			502 Dark Zebrano			
			402 Medium Walnut						
	Laminate	-LAM	<i>Solid Color Top</i>			<i>Pattern Laminates</i>			<i>Wood Grain Laminates</i>
			LAM-Antique White			LAM-Grey Mesh			LAM-Fusion Maple
			LAM-Black			LAM-Pewter			LAM-Montana Walnut
			LAM-Designer White			LAM-Steel Mesh			LAM-Monticello Maple
			LAM-Dove Grey						LAM-River Cherry
			LAM-Fashion Grey						LAM-Wild Cherry
			LAM-Khaki Brown						
			LAM-Linen						
			LAM-Shadow						
			LAM-Steel						
			LAM-Wallaby						

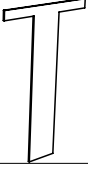
42" HIGH MODULAR SECTION

PRAT Table Series

Example: item number **PR-4253** + wood suffix **-BB** = **PR-4253-BB**

Item	Description	Dimensions	inches			List Price			
			l	d	h				
PR-4253	48" x 29" x 42" Modular End Section	Overall	48	29	42				
 <p><b>NOTE:</b> PR-4229 T-leg required at connection For electrical options contact factory</p>									
			-BB Beech	-MM Maple	-OA Oak	-WW Walnut	-ZZ Zebrano	-LAM Laminate	-AY Acrylic (white only)
			3506	3506	3506	3506	3506	3506	6504

Item	Description	Dimensions	inches			List Price			
			l	d	h				
PR-4254	72" x 29" x 42" Modular End Section	Overall	72	29	42				
 <p><b>NOTE:</b> PR-4229 T-leg required at connection For electrical options contact factory</p>									
			-BB Beech	-MM Maple	-OA Oak	-WW Walnut	-ZZ Zebrano	-LAM Laminate	-AY Acrylic (white only)
			4062	4062	4062	4062	4062	4062	7954

Item	Description	Dimensions	inches			List Price
			l	d	h	
PR-4229	29" Depth T-Leg	Overall	3/8	29	42	
						
						Blade Depth
						9
						1188

**Required to Specify**

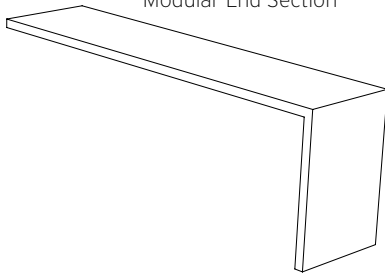
T-Leg Metal Finishes: Chrome, Anthracite, Bronze, Silver, Matte Black, Matte Silver, Light Grey, Mid Grey, or Matte White

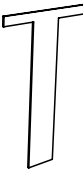
Table Finishes :	Beech	-BB	101 Natural Beech	Maple	-MM	201 Natural Maple	Oak	-OA	301 Natural Oak
			102 Light Beech			202 Light Maple			302 Medium Oak
			103 Medium Beech						303 Grey Oak
			104 Dark Beech						304 Brown Oak
	Walnut	-WW	400 Light Walnut	Zebrano	-ZZ	501 Natural Zebrano	Acrylic	-AY	White Only
			401 Natural Walnut			502 Dark Zebrano			
			402 Medium Walnut						
	Laminate	-LAM	<b>Solid Color Top</b>			<b>Pattern Laminates</b>			<b>Wood Grain Laminates</b>
			LAM-Antique White			LAM-Grey Mesh			LAM-Fusion Maple
			LAM-Black			LAM-Pewter			LAM-Montana Walnut
			LAM-Designer White			LAM-Steel Mesh			LAM-Monticello Maple
			LAM-Dove Grey						LAM-River Cherry
			LAM-Fashion Grey						LAM-Wild Cherry
			LAM-Khaki Brown						
			LAM-Linen						
			LAM-Shadow						
			LAM-Steel						
			LAM-Wallaby						

42" HIGH MODULAR SECTION

PRAT Table Series

Example: item number PR-4255 + wood suffix -BB = PR-4255-BB

Item	Description	Dimensions	inches			List Price			
			l	d	h				
PR-4255	96" x 29" x 42" Modular End Section	Overall	96	29	42				
									
<p><b>NOTE:</b> PR-4229 T-leg required at connection For electrical options contact factory</p>									
			-BB Beech	-MM Maple	-OA Oak	-WW Walnut	-ZZ Zebrano	-LAM Laminate	-AY Acrylic (white only)
			4680	4680	4680	4680	4680	4680	8514

Item	Description	Dimensions	inches			Blade Depth	List Price
			l	d	h		
PR-4229	29" Depth T-Leg	Overall	3/8	29	42	9	
							
			1188				

**Required to Specify**

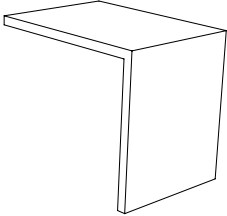
**T-Leg Metal Finishes:** Chrome, Anthracite, Bronze, Silver, Matte Black, Matte Silver, Light Grey, Mid Grey, or Matte White

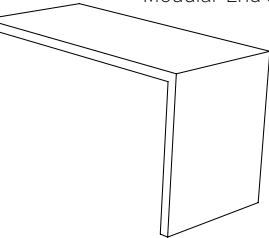
Table Finishes :	Beech	-BB	101 Natural Beech	Maple	-MM	201 Natural Maple	Oak	-OA	301 Natural Oak
			102 Light Beech			202 Light Maple			302 Medium Oak
			103 Medium Beech						303 Grey Oak
			104 Dark Beech						304 Brown Oak
	Walnut	-WW	400 Light Walnut	Zebrano	-ZZ	501 Natural Zebrano	Acrylic	-AY	White Only
			401 Natural Walnut			502 Dark Zebrano			
			402 Medium Walnut						
Laminate	-LAM		<i>Solid Color Top</i>			<i>Pattern Laminates</i>			<i>Wood Grain Laminates</i>
			LAM-Antique White			LAM-Grey Mesh			LAM-Fusion Maple
			LAM-Black			LAM-Pewter			LAM-Montana Walnut
			LAM-Designer White			LAM-Steel Mesh			LAM-Monticello Maple
			LAM-Dove Grey						LAM-River Cherry
			LAM-Fashion Grey						LAM-Wild Cherry
			LAM-Khaki Brown						
			LAM-Linen						
			LAM-Shadow						
			LAM-Steel						
			LAM-Wallaby						

42" HIGH MODULAR SECTION

PRAT Table Series

Example: item number **PR-4256** + wood suffix **-BB** = **PR-4256-BB**

Item	Description	Dimensions	inches			List Price			
			l	d	h				
PR-4256	48" x 36" x 42" Modular End Section	Overall	48	36	42				
 <p><b>NOTE:</b> PR-4236 T-leg required at connection For electrical options contact factory</p>									
			-BB Beech	-MM Maple	-OA Oak	-WW Walnut	-ZZ Zebrano	-LAM Laminate	-AY Acrylic (white only)
			3909	3909	3909	3909	3909	3909	6781

Item	Description	Dimensions	inches			List Price			
			l	d	h				
PR-4257	72" x 36" x 42" Modular End Section	Overall	72	36	42				
 <p><b>NOTE:</b> PR-4236 T-leg required at connection For electrical options contact factory</p>									
			-BB Beech	-MM Maple	-OA Oak	-WW Walnut	-ZZ Zebrano	-LAM Laminate	-AY Acrylic (white only)
			4676	4676	4676	4676	4676	4676	8874

Item	Description	Dimensions	inches			Blade Depth	List Price
			l	d	h		
PR-4236	36" Depth T-Leg	Overall	3/8	36	42	10	
							1212

**Required to Specify**

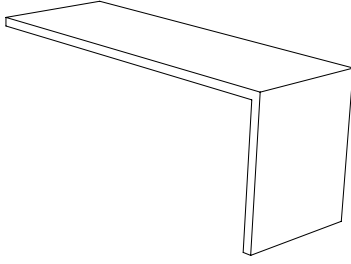
**T-Leg Metal Finishes:** Chrome, Anthracite, Bronze, Silver, Matte Black, Matte Silver, Light Grey, Mid Grey, or Matte White

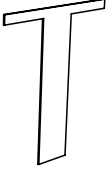
Table Finishes :									
Beech	-BB	101 Natural Beech	Maple	-MM	201 Natural Maple	Oak	-OA	301 Natural Oak	
		102 Light Beech			202 Light Maple			302 Medium Oak	
		103 Medium Beech						303 Grey Oak	
		104 Dark Beech						304 Brown Oak	
Walnut	-WW	400 Light Walnut	Zebrano	-ZZ	501 Natural Zebrano	Acrylic	-AY	White Only	
		401 Natural Walnut			502 Dark Zebrano				
		402 Medium Walnut							
Laminate	-LAM	<b>Solid Color Top</b>			<b>Pattern Laminates</b>			<b>Wood Grain Laminates</b>	
		LAM-Antique White			LAM-Grey Mesh			LAM-Fusion Maple	
		LAM-Black			LAM-Pewter			LAM-Montana Walnut	
		LAM-Designer White			LAM-Steel Mesh			LAM-Monticello Maple	
		LAM-Dove Grey						LAM-River Cherry	
		LAM-Fashion Grey						LAM-Wild Cherry	
		LAM-Khaki Brown							
		LAM-Linen							
		LAM-Shadow							
		LAM-Steel							
		LAM-Wallaby							

42" HIGH MODULAR SECTION

PRAT Table Series

Example: item number **PR-4258** + wood suffix **-BB** = **PR-4258-BB**

Item	Description	Dimensions	inches			List Price			
			l	d	h				
PR-4258	96" x 36" x 42" Modular End Section	Overall	96	36	42				
									
<p><b>NOTE:</b> PR-4236 T-leg required at connection For electrical options contact factory</p>									
			-BB Beech	-MM Maple	-OA Oak	-WW Walnut	-ZZ Zebrano	-LAM Laminate	-AY Acrylic (white only)
			5398	5398	5398	5398	5398	5398	9667

Item	Description	Dimensions	inches			Blade Depth	List Price
			l	d	h		
PR-4236	36" Depth T-Leg	Overall	3/8	36	42	10	
							
			1212				

**Required to Specify**

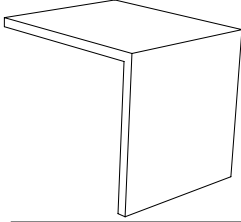
**T-Leg Metal Finishes:** Chrome, Anthracite, Bronze, Silver, Matte Black, Matte Silver, Light Grey, Mid Grey, or Matte White


Table Finishes :	Beech	-BB	101 Natural Beech	Maple	-MM	201 Natural Maple	Oak	-OA	301 Natural Oak
			102 Light Beech			202 Light Maple			302 Medium Oak
			103 Medium Beech						303 Grey Oak
			104 Dark Beech						304 Brown Oak
	Walnut	-WW	400 Light Walnut	Zebrano	-ZZ	501 Natural Zebrano	Acrylic	-AY	White Only
			401 Natural Walnut			502 Dark Zebrano			
			402 Medium Walnut						
	Laminate	-LAM	<b>Solid Color Top</b>			<b>Pattern Laminates</b>			<b>Wood Grain Laminates</b>
			LAM-Antique White			LAM-Grey Mesh			LAM-Fusion Maple
			LAM-Black			LAM-Pewter			LAM-Montana Walnut
			LAM-Designer White			LAM-Steel Mesh			LAM-Monticello Maple
			LAM-Dove Grey						LAM-River Cherry
			LAM-Fashion Grey						LAM-Wild Cherry
			LAM-Khaki Brown						
			LAM-Linen						
			LAM-Shadow						
			LAM-Steel						
			LAM-Wallaby						


42" HIGH MODULAR SECTION

PRAT Table Series

Example: item number **PR-4259** + wood suffix **-BB** = **PR-4259-BB**

Item	Description	Dimensions	inches			List Price			
			l	d	h				
PR-4259	48" x 42" x 42" Modular End Section	Overall	48	42	42				
 <p><b>NOTE:</b> PR-4242 T-leg required at connection For electrical options contact factory</p>									
			-BB Beech	-MM Maple	-OA Oak	-WW Walnut	-ZZ Zebrano	-LAM Laminate	-AY Acrylic (white only)
			4285	4285	4285	4285	4285	4285	7057

Item	Description	Dimensions	inches			List Price			
			l	d	h				
PR-4260	72" x 42" x 42" Modular End Section	Overall	72	42	42				
 <p><b>NOTE:</b> PR-4242 T-leg required at connection For electrical options contact factory</p>									
			-BB Beech	-MM Maple	-OA Oak	-WW Walnut	-ZZ Zebrano	-LAM Laminate	-AY Acrylic (white only)
			5137	5137	5137	5137	5137	5137	9794

Item	Description	Dimensions	inches			Blade Depth	List Price
			l	d	h		
PR-4242	42" Depth T-Leg	Overall	3/8	42	42	12	
							1358

Required to Specify

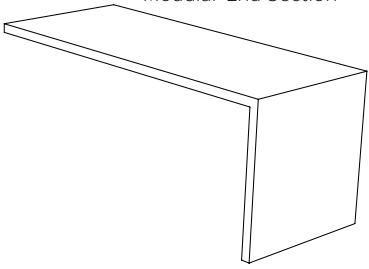
T-Leg Metal Finishes: Chrome, Anthracite, Bronze, Silver, Matte Black, Matte Silver, Light Grey, Mid Grey, or Matte White


Table Finishes :	Beech	-BB	101 Natural Beech	102 Light Beech	103 Medium Beech	104 Dark Beech	Maple	-MM	201 Natural Maple	202 Light Maple	Oak	-OA	301 Natural Oak	302 Medium Oak	303 Grey Oak	304 Brown Oak
	Walnut	-WW	400 Light Walnut	401 Natural Walnut	402 Medium Walnut		Zebrano	-ZZ	501 Natural Zebrano	502 Dark Zebrano	Acrylic	-AY	White Only			
	Laminate	-LAM	<b>Solid Color Top</b> LAM-Antique White LAM-Black LAM-Designer White LAM-Dove Grey LAM-Fashion Grey LAM-Khaki Brown LAM-Linen LAM-Shadow LAM-Steel LAM-Wallaby			<b>Pattern Laminates</b> LAM-Grey Mesh LAM-Pewter LAM-Steel Mesh			<b>Wood Grain Laminates</b> LAM-Fusion Maple LAM-Montana Walnut LAM-Monticello Maple LAM-River Cherry LAM-Wild Cherry							

42" HIGH MODULAR SECTION

PRAT Table Series

Example: item number **PR-4261** + wood suffix **-BB** = **PR-4261-BB**

Item	Description	Dimensions	inches			List Price			
			l	d	h				
PR-4261	96" x 42" x 42" Modular End Section	Overall	96	42	42				
									
<p><b>NOTE:</b> PR-4242 T-leg required at connection For electrical options contact factory</p>									
			-BB Beech	-MM Maple	-OA Oak	-WW Walnut	-ZZ Zebrano	-LAM Laminate	-AY Acrylic (white only)
			5913	5913	5913	5913	5913	5913	10822

Item	Description	Dimensions	inches			Blade Depth	List Price
			l	d	h		
PR-4242	42" Depth T-Leg	Overall	3/8	42	42	12	
							
							1358

**Required to Specify**

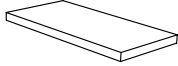
**T-Leg Metal Finishes:** Chrome, Anthracite, Bronze, Silver, Matte Black, Matte Silver, Light Grey, Mid Grey, or Matte White

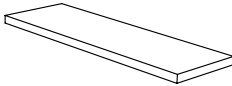
Table Finishes :	Beech	-BB	101 Natural Beech	Maple	-MM	201 Natural Maple	Oak	-OA	301 Natural Oak
			102 Light Beech			202 Light Maple			302 Medium Oak
			103 Medium Beech						303 Grey Oak
			104 Dark Beech						304 Brown Oak
	Walnut	-WW	400 Light Walnut	Zebrano	-ZZ	501 Natural Zebrano	Acrylic	-AY	White Only
			401 Natural Walnut			502 Dark Zebrano			
			402 Medium Walnut						
Laminate	-LAM		<i>Solid Color Top</i>			<i>Pattern Laminates</i>			<i>Wood Grain Laminates</i>
			LAM-Antique White			LAM-Grey Mesh			LAM-Fusion Maple
			LAM-Black			LAM-Pewter			LAM-Montana Walnut
			LAM-Designer White			LAM-Steel Mesh			LAM-Monticello Maple
			LAM-Dove Grey						LAM-River Cherry
			LAM-Fashion Grey						LAM-Wild Cherry
			LAM-Khaki Brown						
			LAM-Linen						
			LAM-Shadow						
			LAM-Steel						
			LAM-Wallaby						

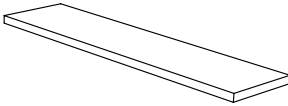
MODULAR SPANNER TABLES

PRAT Table Series

Example: item number **PR-5000** + wood suffix **-BB** = **PR-5000-BB**

Item	Description	Dimensions	inches			List Price			
			l	d	h				
PR-5000	48" x 24" Modular Spanner Table	Overall	48	24	2 1/2				
			-BB Beech	-MM Maple	-OA Oak	-WW Walnut	-ZZ Zebrano	-LAM Laminate	-AY Acrylic (white only)
			1650	1650	1650	1650	1650	1650	3356

Item	Description	Dimensions	inches			List Price			
			l	d	h				
PR-5001	72" x 24" Modular Spanner Table	Overall	72	24	2 1/2				
			-BB Beech	-MM Maple	-OA Oak	-WW Walnut	-ZZ Zebrano	-LAM Laminate	-AY Acrylic (white only)
			2128	2128	2128	2128	2128	2128	4730

Item	Description	Dimensions	inches			List Price			
			l	d	h				
PR-5002	96" x 24" Modular Spanner Table	Overall		96	24	2 1/2			
			-BB Beech	-MM Maple	-OA Oak	-WW Walnut	-ZZ Zebrano	-LAM Laminate	-AY Acrylic (white only)
			2581	2581	2581	2581	2581	2581	5264

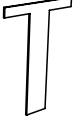
NOTE: For electrical options contact factory. Must use T-Legs - PR-3024, PR-3624, or PR-4224 (see page 56)

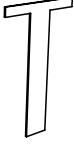
**Required to Specify**


Table Finishes :	Beech	-BB	101 Natural Beech 102 Light Beech 103 Medium Beech 104 Dark Beech	Maple	-MM	201 Natural Maple 202 Light Maple	Oak	-OA	301 Natural Oak 302 Medium Oak 303 Grey Oak 304 Brown Oak
	Walnut	-WW	400 Light Walnut 401 Natural Walnut 402 Medium Walnut	Zebrano	-ZZ	501 Natural Zebrano 502 Dark Zebrano	Acrylic	-AY	White Only
	Laminate	-LAM	<i>Solid Color Top</i> LAM-Antique White LAM-Black LAM-Designer White LAM-Dove Grey LAM-Fashion Grey LAM-Khaki Brown LAM-Linen LAM-Shadow LAM-Steel LAM-Wallaby			<i>Pattern Laminates</i> LAM-Grey Mesh LAM-Pewter LAM-Steel Mesh			<i>Wood Grain Laminates</i> LAM-Fusion Maple LAM-Montana Walnut LAM-Monticello Maple LAM-River Cherry LAM-Wild Cherry



Example: item number **PR-3024** = **PR-3024**

Item	Description	Dimensions	l	inches d	h	Blade Depth
<b>PR-3024</b>	24" Depth T-Leg	Overall	$\frac{3}{8}$	24	30	7
						
List Price						
<b>1043</b>						

Item	Description	Dimensions	l	inches d	h	Blade Depth
<b>PR-3624</b>	24" Depth T-Leg	Overall	$\frac{3}{8}$	24	36	7
						
List Price						
<b>1043</b>						

Item	Description	Dimensions	l	inches d	h	Blade Depth
<b>PR-4224</b>	24" Depth T-Leg	Overall	$\frac{3}{8}$	24	42	7
						
List Price						
<b>1043</b>						

**Required to Specify**

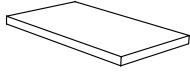
**T-Leg Metal Finishes:** Chrome, Anthracite, Bronze, Silver, Matte Black, Matte Silver, Light Grey, Mid Grey, or Matte White

MODULAR SPANNER TABLES

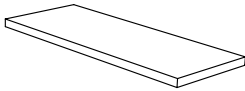
PRAT Table Series

Example: item number **PR-5003** + wood suffix **-BB** = **PR-5003-BB**

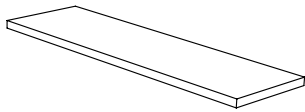
Item	Description	Dimensions	inches			List Price							
			l	d	h		-BB	-MM	-OA	-WW	-ZZ	-LAM	-AY
PR-5003	48" x 29" Modular Spanner Table	Overall	48	29	2 1/2		Beech	Maple	Oak	Walnut	Zebrano	Laminate	Acrylic (white only)
			1950	1950	1950							1950	3589



Item	Description	Dimensions	inches			List Price							
			l	d	h		-BB	-MM	-OA	-WW	-ZZ	-LAM	-AY
PR-5004	72" x 29" Modular Spanner Table	Overall	72	29	2 1/2		Beech	Maple	Oak	Walnut	Zebrano	Laminate	Acrylic (white only)
			2515	2515	2515							2515	5020



Item	Description	Dimensions	inches			List Price							
			l	d	h		-BB	-MM	-OA	-WW	-ZZ	-LAM	-AY
PR-5005	96" x 29" Modular Spanner Table	Overall	96	29	2 1/2		Beech	Maple	Oak	Walnut	Zebrano	Laminate	Acrylic (white only)
			3102	3102	3102							3102	5614




NOTE: For electrical options contact factory. Must use T-Legs - PR-3029, PR-3629, or PR-4229 (see page 58)

**Required to Specify**

Table Finishes :	Beech	-BB	101 Natural Beech 102 Light Beech 103 Medium Beech 104 Dark Beech	Maple	-MM	201 Natural Maple 202 Light Maple	Oak	-OA	301 Natural Oak 302 Medium Oak 303 Grey Oak 304 Brown Oak
	Walnut	-WW	400 Light Walnut 401 Natural Walnut 402 Medium Walnut	Zebrano	-ZZ	501 Natural Zebrano 502 Dark Zebrano	Acrylic	-AY	White Only
	Laminate	-LAM	<i>Solid Color Top</i> LAM-Antique White LAM-Black LAM-Designer White LAM-Dove Grey LAM-Fashion Grey LAM-Khaki Brown LAM-Linen LAM-Shadow LAM-Steel LAM-Wallaby			<i>Pattern Laminates</i> LAM-Grey Mesh LAM-Pewter LAM-Steel Mesh			<i>Wood Grain Laminates</i> LAM-Fusion Maple LAM-Montana Walnut LAM-Monticello Maple LAM-River Cherry LAM-Wild Cherry

Example: item number **PR-3029** = **PR-3029**

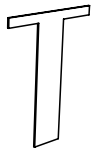
Item	Description	Dimensions	l	inches d	h	Blade Depth
<b>PR-3029</b>	29" Depth T-Leg	Overall	$\frac{3}{8}$	29	30	9



List Price

**1188**

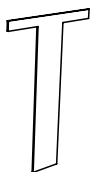
Item	Description	Dimensions	l	inches d	h	Blade Depth
<b>PR-3629</b>	29" Depth T-Leg	Overall	$\frac{3}{8}$	29	36	9



List Price

**1188**

Item	Description	Dimensions	l	inches d	h	Blade Depth
<b>PR-4229</b>	29" Depth T-Leg	Overall	$\frac{3}{8}$	29	42	9



List Price

**1188**

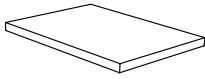
**Required to Specify**

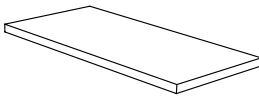
**T-Leg Metal Finishes:** Chrome, Anthracite, Bronze, Silver, Matte Black, Matte Silver, Light Grey, Mid Grey, or Matte White

MODULAR SPANNER TABLES

PRAT Table Series

Example: item number PR-5006 + wood suffix -BB = PR-5006-BB

Item	Description	Dimensions	inches			List Price			
			l	d	h				
PR-5006	48" x 36" Modular Spanner Table	Overall	48	36	2 1/2				
			-BB Beech	-MM Maple	-OA Oak	-WW Walnut	-ZZ Zebrano	-LAM Laminate	-AY Acrylic (white only)
			2157	2157	2157	2157	2157	2157	3730

Item	Description	Dimensions	inches			List Price			
			l	d	h				
PR-5007	72" x 36" Modular Spanner Table	Overall	72	36	2 1/2				
			-BB Beech	-MM Maple	-OA Oak	-WW Walnut	-ZZ Zebrano	-LAM Laminate	-AY Acrylic (white only)
			2922	2922	2922	2922	2922	2922	5809

Item	Description	Dimensions	inches			List Price			
			l	d	h				
PR-5008	96" x 36" Modular Spanner Table	Overall	96	36	2 1/2				
			-BB Beech	-MM Maple	-OA Oak	-WW Walnut	-ZZ Zebrano	-LAM Laminate	-AY Acrylic (white only)
			3614	3614	3614	3614	3614	3614	6658

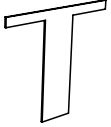
NOTE: For electrical options contact factory. Must use T-Legs - PR-3036, PR-3636, or PR-4236 (see page 60)

Required to Specify

Table Finishes :	Beech	-BB	101 Natural Beech 102 Light Beech 103 Medium Beech 104 Dark Beech	Maple	-MM	201 Natural Maple 202 Light Maple	Oak	-OA	301 Natural Oak 302 Medium Oak 303 Grey Oak 304 Brown Oak
	Walnut	-WW	400 Light Walnut 401 Natural Walnut 402 Medium Walnut	Zebrano	-ZZ	501 Natural Zebrano 502 Dark Zebrano	Acrylic	-AY	White Only
	Laminate	-LAM	<i>Solid Color Top</i> LAM-Antique White LAM-Black LAM-Designer White LAM-Dove Grey LAM-Fashion Grey LAM-Khaki Brown LAM-Linen LAM-Shadow LAM-Steel LAM-Wallaby			<i>Pattern Laminates</i> LAM-Grey Mesh LAM-Pewter LAM-Steel Mesh			<i>Wood Grain Laminates</i> LAM-Fusion Maple LAM-Montana Walnut LAM-Monticello Maple LAM-River Cherry LAM-Wild Cherry

Example: item number PR-3036 = PR-3036


Item	Description	Dimensions	l	inches d	h	Blade Depth
PR-3036	36" Depth T-Leg	Overall	$\frac{3}{8}$	36	30	10



List Price

1212


Item	Description	Dimensions	l	inches d	h	Blade Depth
PR-3636	36" Depth T-Leg	Overall	$\frac{3}{8}$	36	36	10



List Price

1212

Item	Description	Dimensions	l	inches d	h	Blade Depth
PR-4236	36" Depth T-Leg	Overall	$\frac{3}{8}$	36	42	10



List Price

1212

## Required to Specify

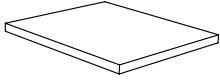
**T-Leg Metal Finishes:** Chrome, Anthracite, Bronze, Silver, Matte Black, Matte Silver, Light Grey, Mid Grey, or Matte White

MODULAR SPANNER TABLES

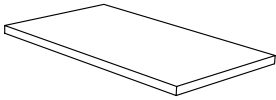
PRAT Table Series

Example: item number PR-5009 + wood suffix -BB = PR-5009-BB

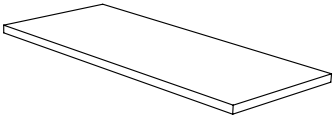
Item	Description	Dimensions	inches			List Price							
			l	d	h		-BB	-MM	-OA	-WW	-ZZ	-LAM	-AY
PR-5009	48" x 42" Modular Spanner Table	Overall	48	42	2 1/2		Beech	Maple	Oak	Walnut	Zebrano	Laminate	Acrylic (white only)
			2344	2344	2344	2344	2344	2344	2344	2344	2344	2344	4688



Item	Description	Dimensions	inches			List Price							
			l	d	h		-BB	-MM	-OA	-WW	-ZZ	-LAM	-AY
PR-5010	72" x 42" Modular Spanner Table	Overall	72	42	2 1/2		Beech	Maple	Oak	Walnut	Zebrano	Laminate	Acrylic (white only)
			3194	3194	3194	3194	3194	3194	3194	3194	3194	3194	6599



Item	Description	Dimensions	inches			List Price							
			l	d	h		-BB	-MM	-OA	-WW	-ZZ	-LAM	-AY
PR-5011	96" x 42" Modular Spanner Table	Overall	96	42	2 1/2		Beech	Maple	Oak	Walnut	Zebrano	Laminate	Acrylic (white only)
			3942	3942	3942	3942	3942	3942	3942	3942	3942	3942	7701



NOTE: For electrical options contact factory. Must use T-Legs - PR-3042, PR-3642, or PR-4242 (see page 62)

Required to Specify

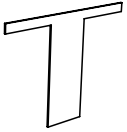
Table Finishes :	Beech	-BB	101 Natural Beech 102 Light Beech 103 Medium Beech 104 Dark Beech	Maple	-MM	201 Natural Maple 202 Light Maple	Oak	-OA	301 Natural Oak 302 Medium Oak 303 Grey Oak 304 Brown Oak
	Walnut	-WW	400 Light Walnut 401 Natural Walnut 402 Medium Walnut	Zebrano	-ZZ	501 Natural Zebrano 502 Dark Zebrano	Acrylic	-AY	White Only
	Laminate	-LAM	<b>Solid Color Top</b> LAM-Antique White LAM-Black LAM-Designer White LAM-Dove Grey LAM-Fashion Grey LAM-Khaki Brown LAM-Linen LAM-Shadow LAM-Steel LAM-Wallaby			<b>Pattern Laminates</b> LAM-Grey Mesh LAM-Pewter LAM-Steel Mesh			<b>Wood Grain Laminates</b> LAM-Fusion Maple LAM-Montana Walnut LAM-Monticello Maple LAM-River Cherry LAM-Wild Cherry

T-LEGS

# PRAT Table Series

Example: item number [PR-3042](#) = [PR-3042](#)

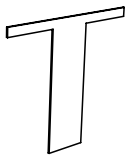
Item	Description	Dimensions	l	inches d	h	Blade Depth
PR-3042	42" Depth T-Leg	Overall	3/8	42	30	12



List Price

**1358**


Item	Description	Dimensions	l	inches d	h	Blade Depth
PR-3642	42" Depth T-Leg	Overall	3/8	42	36	12



List Price

**1358**

Item	Description	Dimensions	l	inches d	h	Blade Depth
PR-4242	42" Depth T-Leg	Overall	3/8	42	42	12



List Price

**1358**

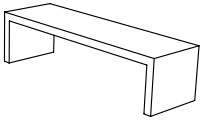
## Required to Specify

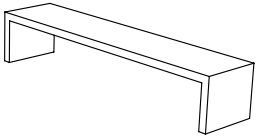
**T-Leg Metal Finishes:** Chrome, Anthracite, Bronze, Silver, Matte Black, Matte Silver, Light Grey, Mid Grey, or Matte White

BENCHES

# PRAT Table Series

Example: item number **PR-6064** + wood suffix **-ZZ** = **PR-6064-ZZ**

Item	Description	Dimensions	inches					
			l	d	h			
<b>PR-6064</b>	Bench	Outside	64 1/2	20	17 1/2			
								
	List Price							
		-BB Beech	-MM Maple	-OA Oak	-WW Walnut	-ZZ Zebrano	-LAM Laminate	-AY Acrylic (white only)
		3590	3590	3590	3590	3590	7405	

Item	Description	Dimensions	inches					
			l	d	h			
<b>PR-6086</b>	Bench	Outside	86	20	17 1/2			
								
	List Price							
		-BB Beech	-MM Maple	-OA Oak	-WW Walnut	-ZZ Zebrano	-LAM Laminate	-AY Acrylic (white only)
		4028	4028	4028	4028	4028	8625	

## Required to Specify

<b>Bench Finishes :</b>	Beech	-BB	101 Natural Beech 102 Light Beech 103 Medium Beech 104 Dark Beech	Maple	-MM	201 Natural Maple 202 Light Maple	Oak	-OA	301 Natural Oak 302 Medium Oak 303 Grey Oak 304 Brown Oak
	Walnut	-WW	400 Light Walnut 401 Natural Walnut 402 Medium Walnut	Zebrano	-ZZ	501 Natural Zebrano 502 Dark Zebrano	Acrylic	-AY	White Only
	Laminate	-LAM	<i>Solid Color Top</i> LAM-Antique White LAM-Black LAM-Designer White LAM-Dove Grey LAM-Fashion Grey LAM-Khaki Brown LAM-Linen LAM-Shadow LAM-Steel LAM-Wallaby			<i>Pattern Laminates</i> LAM-Grey Mesh LAM-Pewter LAM-Steel Mesh			<i>Wood Grain Laminates</i> LAM-Fusion Maple LAM-Montana Walnut LAM-Monticello Maple LAM-River Cherry LAM-Wild Cherry

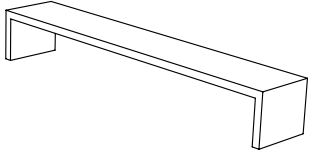


BENCHES

PRAT Table Series

Example: item number PR-6107 + wood suffix -ZZ = PR-6107-ZZ

Item	Description	Dimensions	inches		
			l	d	h
PR-6107	Bench	Outside	107 1/2	20	17 1/2

List Price	-BB Beech	-MM Maple	-OA Oak	-WW Walnut	-ZZ Zebrano	-LAM Laminate	-AY Acrylic (white only)
	4834	4834	4834	4834	4834	4834	9237

**Required to Specify**

Bench Finishes :	Beech	-BB	101 Natural Beech 102 Light Beech 103 Medium Beech 104 Dark Beech	Maple	-MM	201 Natural Maple 202 Light Maple	Oak	-OA	301 Natural Oak 302 Medium Oak 303 Grey Oak 304 Brown Oak
	Walnut	-WW	400 Light Walnut 401 Natural Walnut 402 Medium Walnut	Zebrano	-ZZ	501 Natural Zebrano 502 Dark Zebrano	Acrylic	-AY	White Only
	Laminate	-LAM	<i>Solid Color Top</i> LAM-Antique White LAM-Black LAM-Designer White LAM-Dove Grey LAM-Fashion Grey LAM-Khaki Brown LAM-Linen LAM-Shadow LAM-Steel LAM-Wallaby			<i>Pattern Laminates</i> LAM-Grey Mesh LAM-Pewter LAM-Steel Mesh			<i>Wood Grain Laminates</i> LAM-Fusion Maple LAM-Montana Walnut LAM-Monticello Maple LAM-River Cherry LAM-Wild Cherry

CUSHIONS

PRAT Table Series

Example: item number **PR-8001** + cushion position **-A** = **PR-8001-A**

Item	Description	Dimensions	l	inches			Yardage / Square Feet
				d	h		
PR-8001	Upholstered Cushion One Module	Outside	21 <sup>3</sup> / <sub>8</sub>	19 <sup>1</sup> / <sub>2</sub>	<sup>3</sup> / <sub>4</sub>		<sup>3</sup> / <sub>4</sub> yds. / 13 <sup>1</sup> / <sub>2</sub> sq. ft.

List Price Grades												
COM/COL	A	B	C	D	E	F	G	H	I	J	K	L
272	294	316	338	360	382	404	426	448	470	492	514	536



**NOTE:** Upholstered cushions may not be placed side by side. Drawing must accompany order.

Item	Description	Dimensions	l	inches			Yardage / Square Feet
				d	h		
PR-8002	Upholstered Cushion Two Module	Outside	42 <sup>3</sup> / <sub>8</sub>	19 <sup>1</sup> / <sub>2</sub>	<sup>3</sup> / <sub>4</sub>		1 yd. / 18 sq. ft.

List Price Grades												
COM/COL	A	B	C	D	E	F	G	H	I	J	K	L
391	413	435	457	479	501	523	545	567	589	611	633	655

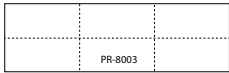


**NOTE:** Upholstered cushions may not be placed side by side. Drawing must accompany order.

Item	Description	Dimensions	l	inches			Yardage / Square Feet
				d	h		
PR-8003	Upholstered Cushion Three Module	Outside	64	19 <sup>1</sup> / <sub>2</sub>	<sup>3</sup> / <sub>4</sub>		1 <sup>1</sup> / <sub>4</sub> yds. / 22 <sup>1</sup> / <sub>2</sub> sq. ft.

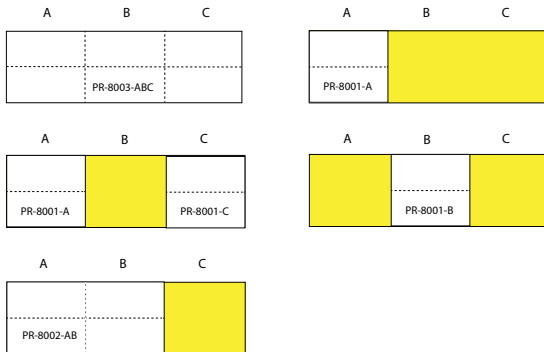
  

List Price Grades												
COM/COL	A	B	C	D	E	F	G	H	I	J	K	L
574	618	662	706	750	794	838	882	926	970	1014	1058	1102



**NOTE:** Upholstered cushions may not be placed side by side. Drawing must accompany order.

**PR-6064 BENCH CUSHION OPTIONS** – see below for examples to specify location of cushion on bench

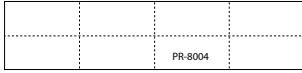


CUSHIONS

PRAT Table Series

Example: item number **PR-8004** + cushion position **-ABCD** = **PR-8004-ABCD**

Item	Description	Dimensions	l	inches d	h	Yardage / Square Feet
PR-8004	Upholstered Cushion Four Module	Outside	85 1/2	19 1/2	3/4	1 1/2 yds. / 27 sq. ft

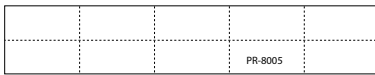


**NOTE:** Upholstered cushions may not be placed side by side. Drawing must accompany order.

List Price  
Grades

COM/COL	A	B	C	D	E	F	G	H	I	J	K	L
691	735	779	823	867	911	955	999	1043	1087	1131	1175	1219

Item	Description	Dimensions	l	inches d	h	Yardage / Square Feet
PR-8005	Upholstered Cushion Five Module	Outside	107	19 1/2	3/4	2 yds. / 36 sq. ft.

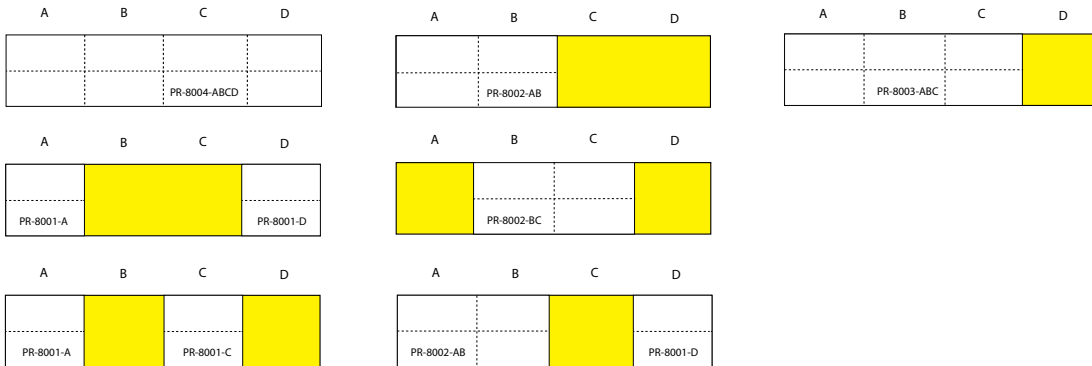


**NOTE:** Upholstered cushions may not be placed side by side. Drawing must accompany order.

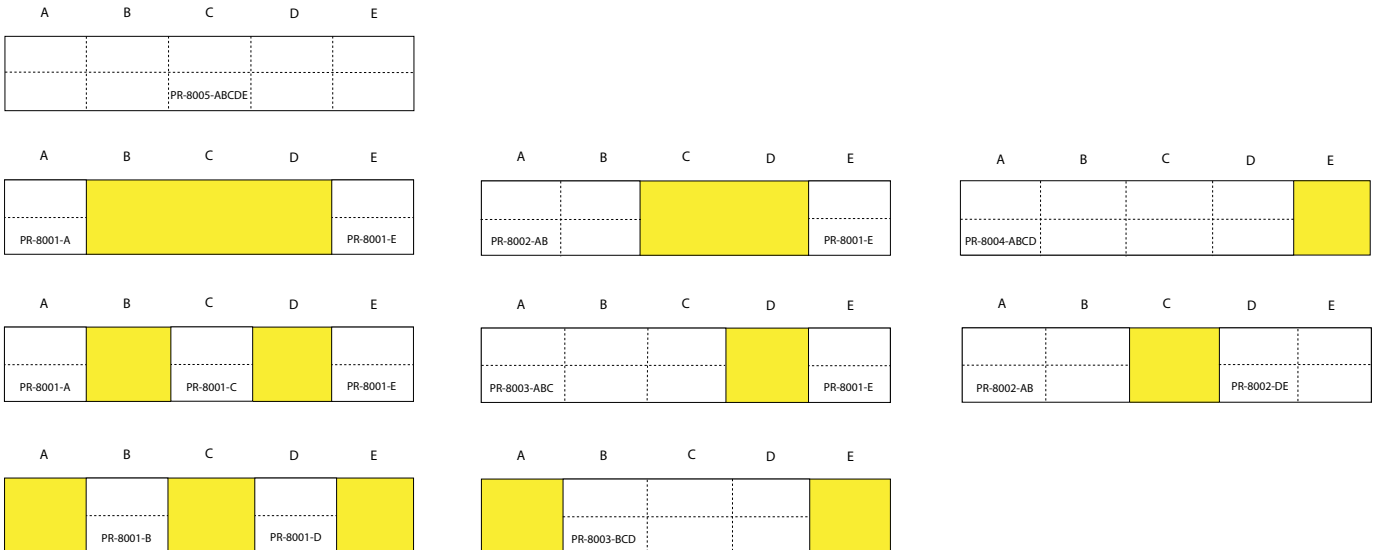
List Price  
Grades

COM/COL	A	B	C	D	E	F	G	H	I	J	K	L
844	902	960	1018	1076	1134	1192	1250	1308	1366	1424	1482	1540

**PR-6086 BENCH CUSHION OPTIONS** – see below for examples to specify location of cushion on bench



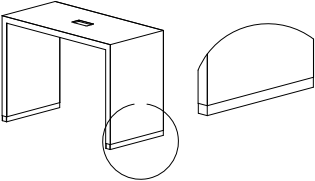
**PR-6107 BENCH CUSHION OPTIONS** – see below for examples to specify location of cushion on bench



KICK PLATES

PRAT Table Series

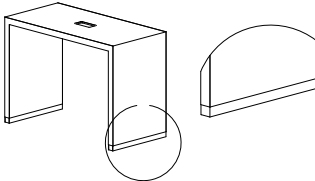
Item	Description	Dimensions	inches		
			l	d	h
PR-7001	24" Kick Plate	Overall	24	2 7/16	2



List Price

**475** per table

Item	Description	Dimensions	inches		
			l	d	h
PR-7000	29" Kick Plate	Overall	29	2 7/16	2



List Price

**516** per table

Item	Description	Dimensions	inches		
			l	d	h
PR-7002	36" Kick Plate	Overall	36	2 7/16	2

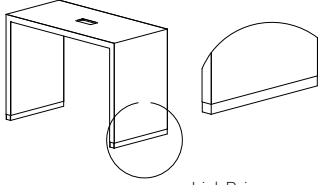


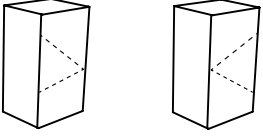
List Price

**558** per table

**Required to Specify**

**Metal Finishes:** Anthracite, Bronze, Matte Black, Silver, Matte Silver, Light Grey, Mid Grey, or Matte White

Item	Description	Dimensions	inches		
			l	d	h
PR-7003	42" Kick Plate	Overall	42	2 7/16	2
					
		List Price			
		<b>558</b> per table			

Item	Description	Dimensions	inches				h
			l	d			
PR-7004-R PR-7004-L	Storage Case	Overall	23	18 5/8		39 1/8	
							
		List Price					
			<b>1913</b>	<b>1909</b>	<b>1605</b>	<b>1941</b>	<b>2109</b>
						<b>1115</b>	

**Required to Specify**

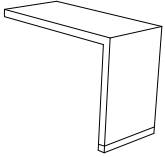
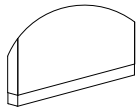
**Metal Finishes:** Anthracite, Bronze, Matte Black, Silver, Matte Silver, Light Grey, Mid Grey, or Matte White

Storage Finishes :		Beech	-BB	101 Natural Beech	Maple	-MM	201 Natural Maple	Oak	-OA	301 Natural Oak
				102 Light Beech			202 Light Maple			302 Medium Oak
				103 Medium Beech						303 Grey Oak
				104 Dark Beech						304 Brown Oak
		Walnut	-WW	400 Light Walnut	Zebrano	-ZZ	501 Natural Zebrano	Painted	-PT	PTOA-White
				401 Natural Walnut			502 Dark Zebrano			
				402 Medium Walnut						

KICK PLATE

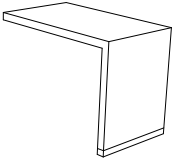
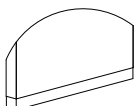
PRAT Table Series

Item	Description	Dimensions	l	inches d	h
PR-7005	24" Modular Kick Plate	Overall	24	2 <sup>7</sup> / <sub>16</sub>	2

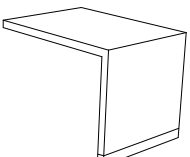
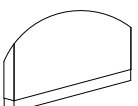
List Price  
**237** per table

Item	Description	Dimensions	l	inches d	h
PR-7006	29" Modular Kick Plate	Overall	29	2 <sup>7</sup> / <sub>16</sub>	2

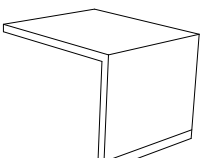
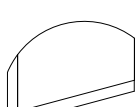
List Price  
**259** per table

Item	Description	Dimensions	l	inches d	h
PR-7007	36" Modular Kick Plate	Overall	36	2 <sup>7</sup> / <sub>16</sub>	2

List Price  
**279** per table

Item	Description	Dimensions	l	inches d	h
PR-7008	42" Modular Kick Plate	Overall	42	2 <sup>7</sup> / <sub>16</sub>	2

List Price  
**279** per table

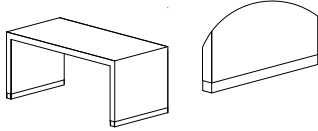
**Required to Specify**

**Metal Finishes:** Anthracite, Bronze, Matte Black, Silver, Matte Silver, Light Grey, Mid Grey, or Matte White

KICK PLATE

PRAT Table Series

Item	Description	Dimensions	l	inches d	h
PR-7009	20" Bench Kick Plate	Overall	20	2 <sup>7</sup> / <sub>16</sub>	2



List Price

**475** per table

**Required to Specify**

**Metal Finishes:** Anthracite, Bronze, Matte Black, Silver, Matte Silver, Light Grey, Mid Grey, or Matte White

Item	Description	List Price
------	-------------	------------

Data / Power Units –

**PR-90PP**      **Power Surface Unit**  
with 2 power plugs



**One**    **1085**  
**Two**    **1959**

Two cord options are available:  
**SPI15-4** - 3.5 meter with 15A power plug    **106**  
**HWI-4** - 3.5 meter for hardwire                **69**

Dimensions		inches
w x d	outside	8 1/2 x 4 1/4
Shipping Weight approx.		1.35 lbs.

**PR-90PD**      **Data / Power Surface Unit**  
with 2 power plugs and 2 RJ-45 Cat. 5



**One**    **1405**  
**Two**    **2604**

Two cord options are available:  
**SPI15-4** - 3.5 meter with 15A power plug    **106**  
**HWI-4** - 3.5 meter for hardwire                **69**

Dimensions		inches
w x d	outside	10 1/2 x 4 1/4
Shipping Weight approx.		2.28 lbs.

**PR-90PU**      **Data / Power Surface Unit**  
with 2 power plugs and 2 charging USB



**One**    **1519**  
**Two**    **2834**

Two cord options are available:  
**SPI15-4** - 3.5 meter with 15A power plug    **106**  
**HWI-4** - 3.5 meter for hardwire                **69**

Dimensions		inches
w x d	outside	10 1/2 x 4 1/4
Shipping Weight approx.		2.28 lbs.