

X&O TABLES STANDARD FEATURES

- Last digits of model number indicate height; 15" or 20"
- Top options - veneer sides and top or HPL sides and top or solid surface top.
- Non-marring adjustable levelers

Optional 3" plinth base:

- Increases overall table height by three inches



20" CYLINDER TABLE



model	w	d	h	wt	cu ft	list
810-20RD-15	20	20	15	40	5	\$ 1,194
810-20RD-20	20	20	20	40	7	\$ 1,243

24" CLYINDER TABLE



model	w	d	h	wt	cu ft	list
810-24RD-15	24	24	15	50	7	\$ 1,327
810-24RD-20	24	24	20	50	9	\$ 1,385

36" CLYINDER TABLE



model	w	d	h	wt	cu ft	list
810-36RD-15	36	36	15	80	15	\$ 1,861
810-36RD-20	36	36	20	80	19	\$ 2,038

OPTIONS

Material Type	Grain Pattern	Finish	Plinth Base	Top	Power
Selection Required	Selection Required	Selection Required	Standard X9 No Selection of Option	Standard X9 No Selection of Option	Standard X9 No Selection of Option
V Veneer	B4Z Quartered	MLC BUW MGW MBM OSL MMC DST MNW MHM PCO QEC EBY MVW MRO MGO <i>Studio Veneer (10% upcharge)</i> SVC C2Q C2P	810-20RD \$64 810-24RD \$96 810-36RD \$126 Solid Laminate - Selection Required BLP FWP GRP RWP SGP	Solid Surface Top - Selection Required CWS, CSS, DMS, MWS 810-20RD \$442 810-24RD \$626 810-36RD \$1,537	PS-92W \$252 C6X Location on Top
	B5A Flat Cut	MLC BUW MVW MHM MMC EBY MBM			
T HPL	X9 HPL	BLP DSP KDP TMP QRP STP BEP FWP COP PCP NWP MEP BUP GRP CMP VMP CHP MGP HNP QEP RWP SGP <i>Textured Laminate (10% upcharge)</i> NGP NHP	NOTE:		

HOW TO ORDER

SPECIFY: Material type | finish | plinth base | top | power. See pages 5-14 for a complete offering of finishes and ordering details.

MODEL NUMBER

810-20RD-15

Material Type	Grain Pattern	Finish	Plinth Base	Top	Power
V	B4Z	MLC	BLP	CWS	C6X

X&O TABLES STANDARD FEATURES

- Last digits of model number indicate height; 15" or 20"
- Top options - veneer sides and top or HPL sides and top or solid surface top.

- Non-marring adjustable levelers
- Tapered cylinder

Optional 3" plinth base:

- Increases overall table height by three inches



20" TAPERED, CYLINDER TABLE



model	w	d	h	wt	cu ft	list
810-20RDT-15	20	20	15	40	5	\$ 2,628
810-20RDT-20	20	20	20	40	7	\$ 2,707

24" TAPERED, CYLINDER TABLE



model	w	d	h	wt	cu ft	list
810-24RDT-15	24	24	15	50	7	\$ 2,981
810-24RDT-20	24	24	20	50	9	\$ 3,259

36" TAPERED, CYLINDER TABLE



model	w	d	h	wt	cu ft	list
810-36RDT-15	36	36	15	80	14	\$ 4,071
810-36RDT-20	36	36	20	80	19	\$ 4,278

OPTIONS

Material Type	Grain Pattern	Finish	Plinth Base	Top	Power
Selection Required	Selection Required	Selection Required	Standard X9 No Selection of Option	Standard X9 No Selection of Option	Standard X9 No Selection of Option
V Veneer	B4Z Quartered	MLC BUW MGW MBM OSL MMC DST MNW MHM PCO QEC EBY MVW MRO MGO <i>Studio Veneer (10% upcharge)</i> SVC C2Q C2P	810-20RDT \$64 810-24RDT \$96 810-36RDT \$126 Solid Laminate - Selection Required BLP FWP GRP RWP SGP	Solid Surface Top - Selection Required CWS, CSS, DMS, MWS 810-20RDT \$442 810-24RDT \$626 810-36RDT \$1,537	PS-92W \$252 C6X Location on Top
	B5A Flat Cut	MLC BUW MVW MHM MMC EBY MBM			
T HPL	X9 HPL	BLP DSP KDP TMP QRP STP BEP FWP COP PCP NWP MEP BUP GRP CMP VMP CHP MGP HNP QEP RWP SGP <i>Textured Laminate (10% upcharge)</i> NGP NHP			

HOW TO ORDER

SPECIFY: Material type | grain pattern | finish | plinth base | top | power. See pages 5-14 for a complete offering of finishes and ordering details.

MODEL NUMBER

810-20RDT-15

Material Type	Grain Pattern	Finish	Plinth Base	Top	Power
V	B4Z	MLC	BLP	CWS	C6X

X&O TABLES STANDARD FEATURES

- Last digits of model number indicate height; 15" or 20"
- Top options - veneer sides and top or HPL sides and top or solid surface top.

- Non-marring adjustable levelers
- Tapered half cylinder

Optional 3" plinth base:

- Increases overall table height by three inches



20" TAPERED HALF, CYLINDER TABLE



model	w	d	h	wt	cu ft	list
810-20RDTH-15	20	10	15	30	3	\$ 2,467
810-20RDTH-20	20	10	20	30	4	\$ 2,567

24" TAPERED HALF, CLYINDER TABLE



model	w	d	h	wt	cu ft	list
810-24RDTH-15	24	12	15	40	4	\$ 2,821
810-24RDTH-20	24	12	20	40	5	\$ 2,887

36" TAPERED HALF, CLYINDER TABLE



model	w	d	h	wt	cu ft	list
810-36RDTH-15	36	18	15	65	8	\$ 3,804
810-36RDTH-20	36	18	20	65	10	\$ 3,933

OPTIONS

Material Type	Grain Pattern	Finish	Plinth Base	Top	Power
Selection Required	Selection Required	Selection Required	Standard X9 No Selection of Option	Standard X9 No Selection of Option	Standard X9 No Selection of Option
V Veneer	B4Z Quartered	MLC BUW MGW MBM OSL MMC DST MNW MHM PCO QEC EBW MVW MRO MGO <i>Studio Veneer (10% upcharge)</i> SVC C2Q C2P	810-20RDTH \$32 810-24RDTH \$48 810-36RDTH \$64 Solid Laminate - Selection Required BLP FWP GRP RWP SGP	Solid Surface Top - Selection Required CWS, CSS, DMS, MWS 810-20RDTH \$221 810-24RDTH \$314 810-36RDTH \$768	PS-92W \$252 C6X Location on Top C6Y Location on Side NOTE: Only one power supply can be specified per table.
	B5A Flat Cut	MLC BUW MVW MHM MMC EBW MBM			
T HPL	X9 HPL	BLP DSP KDP TMP QRP STP BEP FWP COP PCP NWP MEP BUP GRP CMP VMP CHP MGP HNP QEP RWP SGP <i>Textured Laminate (10% upcharge)</i> NGP NHP			

HOW TO ORDER

SPECIFY: Material type | grain pattern | finish | plinth base | top | power. See pages 5-14 for a complete offering of finishes and ordering details.

MODEL NUMBER

810-20RDTH-15

Material Type	Grain Pattern	Finish	Plinth Base	Top	Power
V	B4Z	MLC	BLP	CWS	C6X

X&O TABLES STANDARD FEATURES

- Last digits of model number indicate height; 15" or 20"
- Top options - veneer sides and top or HPL sides and top or solid surface top.

- Non-marring adjustable levelers

Optional 3" plinth base:

- Increases overall table height by three inches



20" CUBE TABLE



model	w	d	h	wt	cu ft	list
810-20SQ-15	20	20	15	40	5	\$ 1,390
810-20SQ-20	20	20	20	40	7	\$ 1,470

24" CUBE TABLE



model	w	d	h	wt	cu ft	list
810-24SQ-15	24	24	15	50	7	\$ 1,641
810-24SQ-20	24	24	20	50	9	\$ 1,732

36" CUBE TABLE



model	w	d	h	wt	cu ft	list
810-36SQ-15	36	36	15	90	15	\$ 2,214
810-36SQ-20	36	36	20	90	19	\$ 2,397

OPTIONS

Material Type	Grain Pattern	Finish	Plinth Base	Top	Power
Selection Required	Selection Required	Selection Required	Standard X9 No Selection of Option	Standard X9 No Selection of Option	Standard X9 No Selection of Option
V Veneer	B4Z Quartered	MLC BUW MGW MBM OSL MMC DST MNW MHM PCO QEC EBV MVW MRO MGO <i>Studio Veneer (10% upcharge)</i> SVC C2Q C2P	810-20SQ \$64 810-24SQ \$96 810-36SQ \$126 Solid Laminate - Selection Required BLP FWP GRP RWP SGP	Solid Surface Top - Selection Required CWS, CSS, DMS, MWS 810-20SQ \$376 810-24SQ \$639 810-36SQ \$1,595	PS-92W \$252 C6X Location on Top
	B5A Flat Cut	MLC BUW MVW MHM MMC EBV MBM			
T HPL	X9 HPL	BLP DSP KDP TMP QRP STP BEP FWP COP PCP NWP MEP BUP GRP CMP VMP CHP MGP HNP QEP RWP SGP <i>Textured Laminate (10% upcharge)</i> NGP NHP			

HOW TO ORDER

SPECIFY: Material type | grain pattern | finish | plinth base | top | power. See pages 5-14 for a complete offering of finishes and ordering details.

MODEL NUMBER

810-20SQ-15

Material Type	Grain Pattern	Finish	Plinth Base	Top	Power
V	B4Z	MLC	BLP	CWS	C6X

X&O TABLES STANDARD FEATURES

- Last digits of model number indicate height; 15" or 20"
- Top options - veneer sides and top or HPL sides and top or solid surface top.

- Non-marring adjustable levelers
- Tapered cube

Optional 3" plinth base:

- Increases overall table height by three inches



20" TAPERED, CUBE TABLE



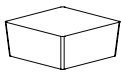
model	w	d	h	wt	cu ft	list
810-20SQT-15	20	20	15	40	5	\$ 2,570
810-20SQT-20	20	20	20	40	7	\$ 2,673

24" TAPERED, CUBE TABLE



model	w	d	h	wt	cu ft	list
810-24SQT-15	24	24	15	50	7	\$ 2,937
810-24SQT-20	24	24	20	50	9	\$ 3,208

36" TAPERED, CUBE TABLE



model	w	d	h	wt	cu ft	list
810-36SQT-15	36	36	15	90	14	\$ 3,979
810-36SQT-20	36	36	20	90	19	\$ 4,180

OPTIONS

Material Type	Grain Pattern	Finish	Plinth Base	Top	Power
Selection Required	Selection Required	Selection Required	Standard X9 No Selection of Option	Standard X9 No Selection of Option	Standard X9 No Selection of Option
V Veneer	B4Z Quartered	MLC BUW MGW MBM OSL MMC DST MNW MHM PCO QEC EBY MVW MRO MGO <i>Studio Veneer (10% upcharge)</i> SVC C2Q C2P	810-20SQT \$64 810-24SQT \$96 810-36SQT \$126 Solid Laminate - Selection Required BLP FWP GRP RWP SGP	Solid Surface Top - Selection Required CWS, CSS, DMS, MWS 810-20SQT \$376 810-24SQT \$639 810-36SQT \$1,595	PS-92W \$252 C6X Location on Top
T HPL	X9 HPL	MLC BUW MVW MHM MMC EBY MBM <i>Textured Laminate (10% upcharge)</i> NGP NHP			

HOW TO ORDER

SPECIFY: Material type | grain pattern | finish | plinth base | top | power. See pages 5-14 for a complete offering of finishes and ordering details.

MODEL NUMBER

810-20SQT-15

Material Type	Grain Pattern	Finish	Plinth Base	Top	Power
V	B4Z	MLC	BLP	CWS	C6X

X&O TABLES STANDARD FEATURES

- Last digits of model number indicate height; 15" or 20"
- Top options - veneer sides and top or HPL sides and top or solid surface top.

- Non-marring adjustable levelers
- Tapered half cube

Optional 3" plinth base:

- Increases overall table height by three inches



20" TAPERED HALF, CUBE TABLE



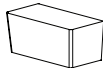
model	w	d	h	wt	cu ft	list
810-20SQTH-15	20	10	15	30	3	\$ 2,035
810-20SQTH-20	20	10	20	30	4	\$ 2,138

24" TAPERED HALF, CUBE TABLE



model	w	d	h	wt	cu ft	list
810-24SQTH-15	24	12	15	40	4	\$ 2,295
810-24SQTH-20	24	12	20	40	5	\$ 2,566

36" TAPERED HALF, CUBE TABLE



model	w	d	h	wt	cu ft	list
810-36SQTH-15	36	18	15	70	8	\$ 3,016
810-36SQTH-20	36	18	20	70	10	\$ 3,217

OPTIONS

Material Type	Grain Pattern	Finish	Plinth Base	Top	Power
Selection Required	Selection Required	Selection Required	Standard X9 No Selection of Option	Standard X9 No Selection of Option	Standard X9 No Selection of Option
V Veneer	B4Z Quartered	MLC BUW MGW MBM OSL MMC DST MNW MHM PCO QEC EBY MVW MRO MGO <i>Studio Veneer (10% upcharge)</i> SVC C2Q C2P	810-20SQTH \$32 810-24SQTH \$48 810-36SQTH \$64 Solid Laminate - Selection Required BLP FWP GRP RWP SGP	Solid Surface Top - Selection Required CWS, CSS, DMS, MWS 810-20SQTH \$188 810-24SQTH \$320 810-36SQTH \$798	PS-92W \$252 C6X Location on Top C6Y Location on Side NOTE: Only one power supply can be specified per table.
	B5A Flat Cut	MLC BUW MVW MHM MMC EBY MBM			
T HPL	X9 HPL	BLP DSP KDP TMP QRP STP BEP FWP COP PCP NWP MEP BUP GRP CMP VMP CHP MGP HNP QEP RWP SGP <i>Textured Laminate (10% upcharge)</i> NGP NHP			

HOW TO ORDER

SPECIFY: Material type | grain pattern | finish | plinth base | top | power. See pages 5-14 for a complete offering of finishes and ordering details.

MODEL NUMBER

810-20SQTH-15

Material Type	Grain Pattern	Finish	Plinth Base	Top	Power
V	B4Z	MLC	BLP	CWS	C6X

X&O TABLES STANDARD FEATURES

- Last digits of model number indicate height; 15" or 20"
- Top options - veneer sides and top or HPL sides and top or solid surface top.

- Non-marring adjustable levelers
- Oval egg shaped

Optional 3" plinth base:

- Increases overall table height by three inches



24" OVAL EGG TABLE



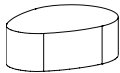
model	w	d	h	wt	cu ft	list
810-24OE-15	24	18	15	45	6	\$ 2,032
810-24OE-20	24	18	20	45	7	\$ 2,135

36" OVAL EGG TABLE



model	w	d	h	wt	cu ft	list
810-36OE-15	36	27	15	85	11	\$ 2,896

48" OVAL EGG TABLE



model	w	d	h	wt	cu ft	list
810-48OE-15	48	36	15	100	19	\$ 3,463

OPTIONS

Material Type	Grain Pattern	Finish	Plinth Base	Top	Power
Selection Required	Selection Required	Selection Required	Standard X9 No Selection of Option	Standard X9 No Selection of Option	Standard X9 No Selection of Option
V Veneer	B4Z Quartered	MLC BUW MGW MBM OSL MMC DST MNW MHM PCO QEC EBY MVW MRO MGO <i>Studio Veneer (10% upcharge)</i> SVC C2Q C2P	810-24OE \$96 810-36OE \$126 810-48OE \$155 Solid Laminate - Selection Required BLP FWP GRP RWP SGP	Solid Surface Top - Selection Required CWS, CSS, DMS, MWS 810-24OE \$626 810-36OE \$1,537 810-48OE \$1,725	PS-92W \$252 C6X Location on Top
	B5A Flat Cut	MLC BUW MVW MHM MMC EBY MBM			
T HPL	X9 HPL	BLP DSP KDP TMP QRP STP BEP FWP COP PCP NWP MEP BUP GRP CMP VMP CHP MGP HNP QEP RWP SGP <i>Textured Laminate (10% upcharge)</i> NGP NHP			

HOW TO ORDER

SPECIFY: Material type | grain pattern | finish | plinth base | top | power. See pages 5-14 for a complete offering of finishes and ordering details.

MODEL NUMBER

810-24OE-15

Material Type	Grain Pattern	Finish	Plinth Base	Top	Power
V	B4Z	MLC	BLP	CWS	C6X