

# PRODUCT SPECIFICATIONS

## Ruckus® Tote Storage

July 2019

### TECHNICAL SPECIFICATIONS

#### Shell

Components consist of top, bottom, sides, back, uprights, bottom and top reinforcements, spot welded and MIG welded together.

The top is 19-gauge cold-rolled steel (C.R.S.) with  $1\frac{1}{8}$ " flanges, on four sides. The front face has an additional flange formed inward to provide additional strength.

The back is 20-gauge C.R.S. and is formed on three sides to provide a flush seamless back and top surface.

The bottom is 20-gauge C.R.S. with a flush upper surface and flanged downward to provide a welding surface with the sides and back. The front face is formed down  $1\frac{1}{8}$ " and inward to provide additional strength.

Each shell has double wall sides and center partition(s) fabricated from 20-gauge C.R.S.; the inner panels are pierced on approximately  $3\frac{3}{4}$ " centers to allow molded plastic slide rails to be attached for totes. The front flange of the outer panels is formed to fit inside the channel formation of the side panel; the rear edge is offset formed for maximum strength.

Each shell's front and back has 18-gauge upright members spot welded to the sides providing vertical strength. Top reinforcements are MIG welded to the vertical upright members to provide resistance against racking.

Center partitions are two piece 20-gauge steel fabricated panels spot welded together with apposing flanges to be screw mounted to the top and bottom panels of the shell.

The bottom is fitted with two 18-gauge MIG welded in place structurally formed reinforcements which are located along the front and back of the cabinet. The reinforcements have 2-cast aluminum plates mounted to their ends to distribute weight and accept the caster or glide stem.



#### Single-Face Tote Storage - Overall Size with Casters or Glides Included: Nominal vs. Actual

30w x 18d x 28h tote storage:  $29\frac{15}{16}$ " wide by  $18\frac{1}{8}$ " deep by  $27\frac{3}{4}$ " high

30w x 18d x 41h tote storage:  $29\frac{15}{16}$ " wide by  $18\frac{1}{8}$ " deep by  $40\frac{3}{4}$ " high

44w x 18d x 28h tote storage:  $43\frac{15}{16}$ " wide by  $18\frac{1}{8}$ " deep by  $27\frac{3}{4}$ " high

44w x 18d x 41h tote storage:  $43\frac{15}{16}$ " wide by  $18\frac{1}{8}$ " deep by  $40\frac{3}{4}$ " high

#### Laminate Worksurface (Optional)

The laminate worksurfaces are  $1\frac{1}{4}$ " thick and consist of a particleboard core with a HPL surface. 74P (2 mm PVC-free) banding is applied to the edges.

#### Single-Face Tote Storage - Overall Size with Casters, Glides and Worksurface Included: Nominal vs. Actual

30w x 18d x 29h tote storage:  $30\frac{1}{4}$ " wide by  $18\frac{1}{4}$ " deep by 29" high

30w x 18d x 42h tote storage:  $30\frac{1}{4}$ " wide by  $18\frac{1}{4}$ " deep by 42" high

44w x 18d x 29h tote storage:  $44\frac{1}{16}$ " wide by  $18\frac{1}{4}$ " deep by 29" high

44w x 18d x 42h tote storage:  $44\frac{1}{16}$ " wide by  $18\frac{1}{4}$ " deep by 42" high



Furnishing Knowledge®

## TECHNICAL SPECIFICATIONS (cont.)

### Casters or Glides

Each unit may be specified with either casters or glides. Casters or glides do not extend out from the side of the unit shell. Both caster and glides have a  $\frac{1}{2}$ " diameter threaded stud to mount to the bottom of the base and are interchangeable.

#### Casters:

All caster bodies are twin-wheel hooded design with  $2\frac{3}{4}$ " diameter wheels. All four casters swivel and two casters will have a lock. Casters will be black.

#### Glides:

All glides are  $2\frac{3}{4}$ " telescoping adjustable glides. Glides shall be made of two-piece construction and both pieces are made of durable nylon. Each glide has a white base with a black body.

### Doors (Optional)

Tote cabinet doors feature double wall construction. 22-gauge cold-rolled steel (C.R.S.) outer and inner panels are sandwiched together, spot welded and TIG welded to form a rigid assembly. Standard Ruckus pulls (beveled pulls) are cast zinc and are installed on the top face of each door. Pulls mount by use of two machine screws to the steel door. Pulls are available in satin chrome or powder-coat painted black finish. 110° European hinges prevent the doors from contacting an adjacent cabinet door or drawer and provide 3-way adjustment.

### Locks

Locks are included on every door:

**Standard Key Lock (comes with pull option only)** - The standard lock is a high-security double-bit lock core. The double-bit lock offers superior security when compared to a single-bit lock. Units are standard with random keys in a range of 994 different numbers. Standard locks are available with satin chrome or black powder-coat finishes. Specific keying combinations are available at no additional charge (this information must be included with order). Specific keyed locks are available only with black powder-coat finish. Locks can be master keyed.

### Finish

Units are offered in numerous powder-coat colors. Powder-coat application is a hybrid epoxy, baked on to provide a scratch and stain resistant finish. Shells and doors may be specified in separate colors for no upcharge. Mechanical components are plated or finished with other protective coatings.

## CODE COMPLIANCE



Furnishing Knowledge®

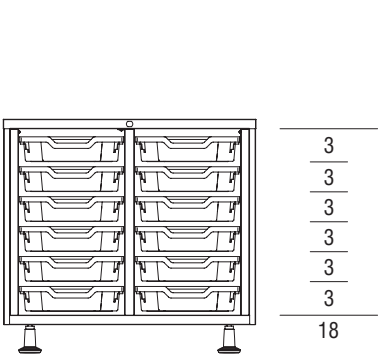
Tote Storage Configurations

Ruckus Tote Storage is comprised of four different size enclosures, on casters or glides, with or without doors. Each of these unit heights and look can be changed by including the optional 1 1/4" laminated wood worksurface. Three preconfigured options are available: All 3" totes, all 6" totes or a combination of 3" & 6" totes. Illustrated below are the 30" wide 2-column units, 44" wide, 3-column units are also available.

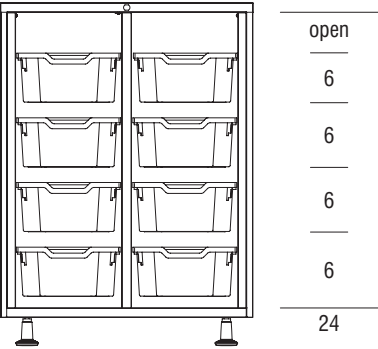
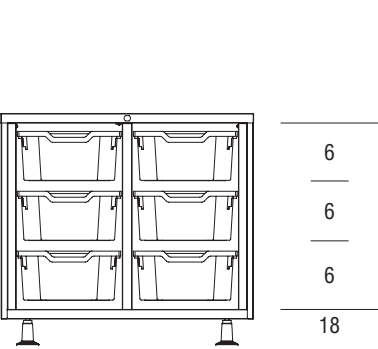
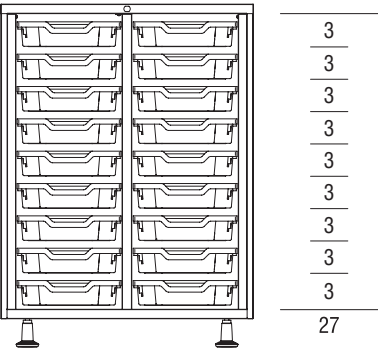
Tote storage is available in two heights, allowing configuration heights of either 18" or 27".

Preconfigured Options:

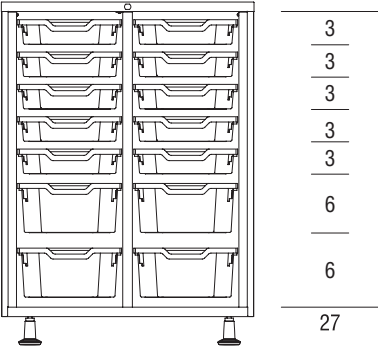
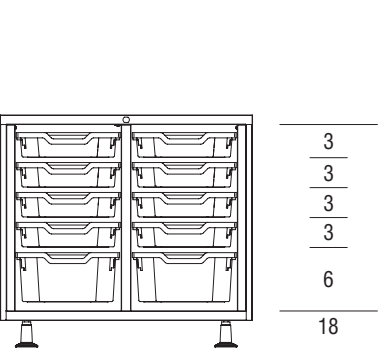
Short Storage Unit



Tall Storage Unit



**Note:** There is 3" of tote storage space open at the top of each column of the tall storage unit (42" high) when pre-configured with 6" totes.



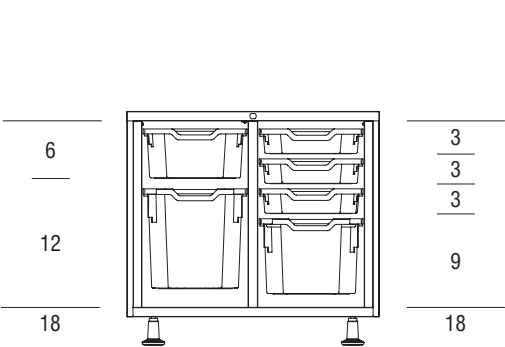
Tote Storage Configurations (cont.)

Ruckus Tote Storage, in any tote configuration beyond the preconfigured options, must be ordered separately and installed on site. The 3", 6", 9" and 12" high totes can be ordered in kits with a quantity of six totes (rail sets included), and can be programmed into any empty or pre-existing Ruckus tote storage units, without the use of tools.

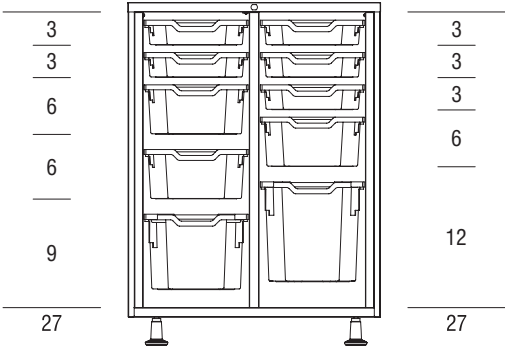
Shown below are two examples of non-preconfigured layouts. Customers can specify any combination of totes as long as their accumulated heights do not exceed 18" per column for Short Tote Storage units, and do not exceed 27" per column for Tall Tote Storage units.

Build Your Own Examples:

Short Storage Unit

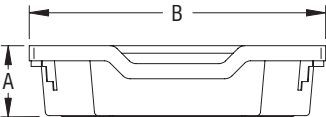


Tall Storage Unit

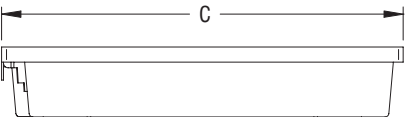


DIMENSIONS

General Dimensions - Totes			
	A (Height)	B (Width)	C (Depth)
3"	2 <sup>15</sup> / <sub>16</sub> "	12 <sup>1</sup> / <sub>4</sub> "	16 <sup>3</sup> / <sub>4</sub> "
6"	5 <sup>7</sup> / <sub>8</sub> "	12 <sup>1</sup> / <sub>4</sub> "	16 <sup>3</sup> / <sub>4</sub> "
9"	8 <sup>15</sup> / <sub>16</sub> "	12 <sup>1</sup> / <sub>4</sub> "	16 <sup>3</sup> / <sub>4</sub> "
12"	11 <sup>7</sup> / <sub>8</sub> "	12 <sup>1</sup> / <sub>4</sub> "	16 <sup>3</sup> / <sub>4</sub> "



Front View



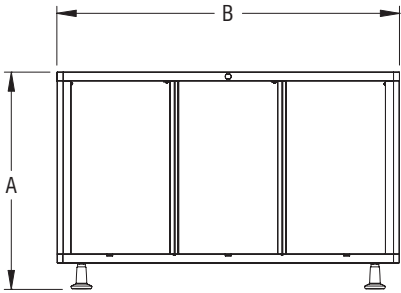
Side View



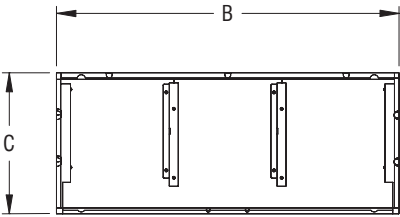
DIMENSIONS (cont.)

General Dimensions - Tote Storage Without Laminate Top			
A (Height)	B (Width)	C (Depth)	D (Door Pull-to-Back)
27 <sup>15</sup> / <sub>16</sub> "	30 <sup>1</sup> / <sub>8</sub> "	18 <sup>1</sup> / <sub>8</sub> "	18 <sup>13</sup> / <sub>16</sub> "
27 <sup>15</sup> / <sub>16</sub> "	43 <sup>15</sup> / <sub>16</sub> "	18 <sup>1</sup> / <sub>8</sub> "	18 <sup>13</sup> / <sub>16</sub> "
40 <sup>15</sup> / <sub>16</sub> "	30 <sup>1</sup> / <sub>8</sub> "	18 <sup>1</sup> / <sub>8</sub> "	18 <sup>13</sup> / <sub>16</sub> "
40 <sup>15</sup> / <sub>16</sub> "	43 <sup>15</sup> / <sub>16</sub> "	18 <sup>1</sup> / <sub>8</sub> "	18 <sup>13</sup> / <sub>16</sub> "

General Dimensions - Tote Storage With Laminate Top			
A (Height)	B (Width)	C (Depth)	D (Door Pull-to-Back)
29 <sup>3</sup> / <sub>16</sub> "	30 <sup>1</sup> / <sub>4</sub> "	18 <sup>1</sup> / <sub>4</sub> "	18 <sup>13</sup> / <sub>16</sub> "
29 <sup>3</sup> / <sub>16</sub> "	44 <sup>1</sup> / <sub>16</sub> "	18 <sup>1</sup> / <sub>4</sub> "	18 <sup>13</sup> / <sub>16</sub> "
42 <sup>3</sup> / <sub>16</sub> "	30 <sup>1</sup> / <sub>4</sub> "	18 <sup>1</sup> / <sub>4</sub> "	18 <sup>13</sup> / <sub>16</sub> "
42 <sup>3</sup> / <sub>16</sub> "	44 <sup>1</sup> / <sub>16</sub> "	18 <sup>1</sup> / <sub>4</sub> "	18 <sup>13</sup> / <sub>16</sub> "



Front View



Top View

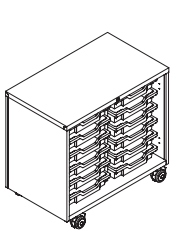
CODE COMPLIANCE



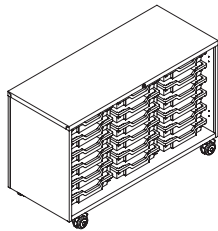
## STATEMENT OF LINE

### Ruckus Single-Face Tote Storage

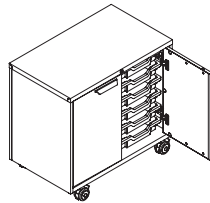
Tote storage is available with optional pre-loaded configurations of 3", 6" and 3" & 6" high totes.  
Tote storage is available with and without laminate worksurface, and with and without doors.



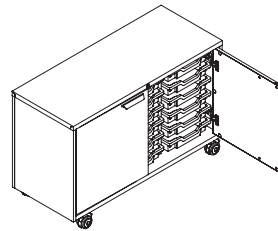
RKT3018280P



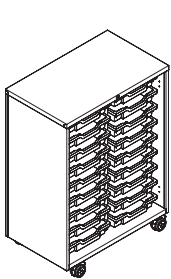
RKT4418280P



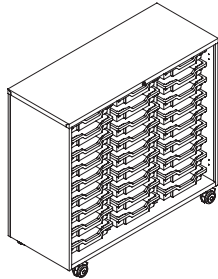
RKT301328DR



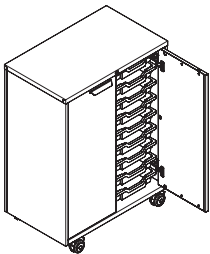
RKT441828DR



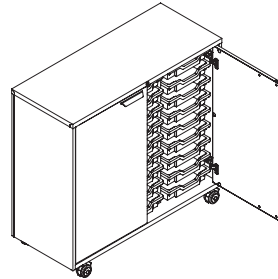
RKT3018410P



RKT441841DR



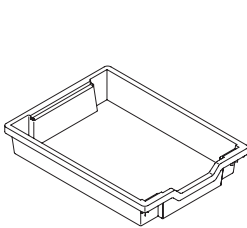
RKT301841DR



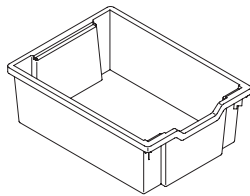
RKT441841DR

### Accessories

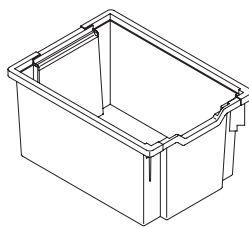
Accessory Totes and lids are sold in packages of six only. Lids must be ordered separately.



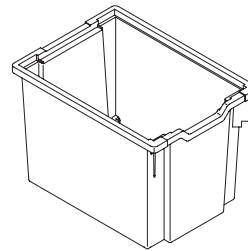
3" High Tote  
RKA3KIT6



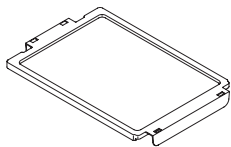
6" High Tote  
RKA6KIT6



9" High Tote  
RKA9KIT6

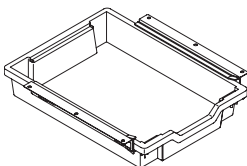


12" High Tote  
RKA12KIT6



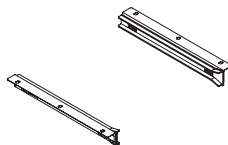
Tote Storage Lid  
RKALIDKIT6

### Undersurface Rail Kit, with 3" Tote



RKAUSR3TKIT1

### Undersurface Rail Kit (tote specified separately)



RKAUSRKIT1

## CODE COMPLIANCE



Furnishing Knowledge®