

January 3, 2011

Updated July 26, 2019

800-424-2432



C-Table™	General Information	2
	Product Color Options	4
	Occasional Tables	6
<hr/>		
Flex™	General Information	8
	Product Color Options	10
	Occasional Tables	12
<hr/>		
Soltice®	General Information	20
	Product Color Options	22
	Occasional Tables	24
<hr/>		
Index		28

C-Table™

General Information



C-Table

Dimensions

Overall width	18"
Overall depth	18"
Overall height	27"

SPECIFICATIONS

Top

3/4" thick high-density 45 lb. particleboard core with .03" thick high-pressure laminate top and .028" thick phenolic backer (bottom). Available with 2mm thick polyurethane (73P) edge only.

Base Frame

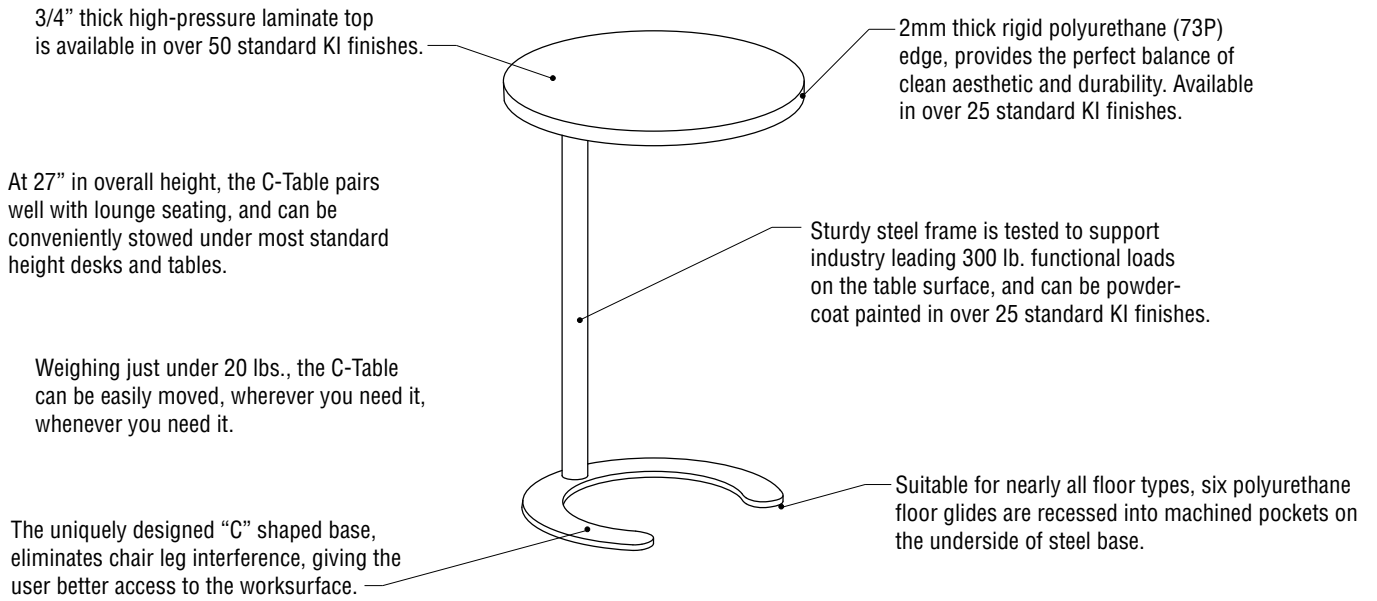
Frame is constructed entirely of welded steel. Spider plate is 14 gauge. Base is 3/8" thick Post is 1-1/2" dia x .083" thick wall. Frame is powder coat painted.

Glides

Six 1" diameter, self-adhesive, white poly glides are recessed into machined pockets within the steel base.

Table Assembly

Table tops are attached to the base frame using seven #12 x 3/4" wood screws. Tables are shipped completely assembled.



INFORMATION

Warranty

Refer to KI Terms & Conditions document or visit ki.com

C-Table™

Product Color Options

Surface Finish - Laminate

Biltmore Cherry	LBT
Black	LBK
Brighton Walnut	LBW
Canyon Zephyr	LCA
Castle Oak	LCO
Casual Linen	LCU
Cherry Storm	LCX
Classic Linen	LCL
Cloud Zephyr	LCL
Cocobala	LCC
Coffee Bean	LCB
Crisp Linen	LRI
Desert Zephyr	LDZ
Dove Grey	LDG
Fired Steel	LIL
Flax Linen	LXF
Florence Walnut	LFC
Forged Steel	LOL
Frosty White	LFW
Graphite Nebula	LGN
Grey	LGE
High Rise	LHE
Hollyberry	LHY
Irish Linen	LIH
Island	LID
Italian Silver Ash	LIT
Kensington Maple	LKM
Lapis Blue	LLB
Markerboard White	LMK
Misted Zephyr	LMR
Monticello Maple	LMT
Nickel Evolv	LNV
North Sea	LNA
Ocean	LON
Orange Grove	LOE
Pearl Bisque	LPB
Pearl Silver	LPS
Pressed Linen	LPR
River Cherry	LRY
Rugged Linen	LRG
Satin Stainless	LSS
Shadow Zephyr	LSR
Silicon evolv	LSV
Sterling Ash	LAZ
Tailored Linen	LTL
Titanium evolv	LTV
White Nebula	LWL
White Sand	LWN
Windsor Mahogany	LWY

Edge Style for 73P Edge

Biltmore Cherry	EBT
Black	EBL
Blue Grey	EGR
Brighton Walnut	EBW
Castle Oak	ECO
Cayenne	ECY
Cherry Storm	ECX
Chocolate	ECT
Cocobala	ECC
Cool Grey	ECG
Flannel	EFN
Florence Walnut	EFC
Frosty White	EFW
Grass Green	EGN
Italian Silver Ash	EIT
Kensington Maple	EKM
Light Tone	ELG
Mardi Gras	EMG
Misty Brown	EMY
Monticello Maple	EMT
Multiplex	EMB
Nemo	ENE
Nordic	END
Poppy Red	EPR
Purple Haze	EPH
River Cherry	ERY
Rubber Ducky	ERK
Sand	ESA
Sky Blue	ESK
Splash	ESH
Sterling Ash	EAZ
Surf's Up	ESP
Ultra Blue	EUB
Warm Grey	EWG
Wet Sand	EWS
Windsor Mahogany	EWY
Zesty Lime	EZL

Base Finish

Antique Vein	AV
Black	BL
Blue Grey	GR
Bronze Metallic	ZM
Cayenne	CY
Champagne Metallic	CM
Chocolate	CT
Cool Grey	CG
Cottonwood	CO
Espresso Metallic	EX
Flannel	FN
Light Tone	LG
Mardi Gras	MG
Misty Brown	MY
Nemo	NE
Nickel Vein	NK
Nordic	ND
Purple Haze	PH
Rubber Ducky	RK
Sand	SA
Splash	SH
Starlight Silver Metallic	SX
Surf's Up	SP
Ultra Blue	UB
Warm Grey	WG
Wet Sand	WS
Zesty Lime	ZL

Finish Cards

View color swatches for items listed within this document.

Paints

Plastics/Pol

Wood/Veneer

Laminates

Molded Edges

Edge Styles

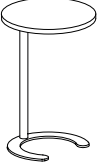
Hard Plastics

Glass



C-Table™

Occasional Tables

	MODEL	Features	DIA	MODEL NUMBER					Approx. Packaged Weight
				Basic Model	Edge Style	Edge Color	Surface Finish	Base Finish	
 <p>CTBL</p>	C-Table, Personal Worksurface • Fixed height only • Ships fully assembled	27" Table Height	18" Diameter	CTABLE	<input type="checkbox"/> <input type="checkbox"/> <input type="checkbox"/>	<input type="checkbox"/> <input type="checkbox"/> <input type="checkbox"/>	<input type="checkbox"/> <input type="checkbox"/> <input type="checkbox"/>	<input type="checkbox"/> <input type="checkbox"/>	23.0#
				A	B	C	D	E	

HOW TO ORDER

Indicate the following information on order form:

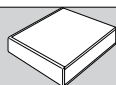
- Quantity of each item.
- Model number, including options. See "How To Build a Model Number".
- Any special service required.

Note: • The indicates that a choice is required.

- The absence of the indicates that no choice is required.
- Alpha-numeric characters in place of indicate that no other alternatives are available.

HOW TO BUILD A MODEL NUMBER

- A** Select basic model.
- B** Select edge style.
73P - 3/4" 73P edge
- C** Select edge color.
Refer to the **Product Color Options** page in this price list.
Edge color offerings are based on edge style selections.
- D** Select surface finish.
Refer to the **Product Color Options** page in this price list.
Surface finish offerings are based on edge style selections.
- E** Select base finish.
Refer to the **Product Color Options** page in this price list.



3/4" 73P
Edge
(73P)

\$ 485

FINISH INFORMATION

ADDITIONAL LAMINATE OFFERING

Additional laminates, beyond KI standard offering, are available with two weeks extended leadtime. To specify additional laminates, use these designators followed by the supplier's color/pattern code:

Formica - LF/supplier's color pattern code
Nevamar - LN/supplier's color pattern code
Wilsonart - LW/supplier's color pattern code

KI's standard finish is the supplier's recommended finish for that color/pattern.

Note: Nonstandard laminates from these suppliers (example: textured laminates), require an upcharge and additional leadtime. Contact KI.

SPECIAL SERVICES

Special Carton Marking

With specially marked information N/C

Shipping

Ships **assembled, FOB Bonduel, WI 54107, freight prepaid.** Freight class 250.

Specifications and prices are subject to change without prior notice.

Flex™

General Information



Flex™ (Traditional)

Dimensions

Overall width	19.5"
Overall depth	23"
Overall height	18"

HOW TO ORDER

Indicate the following information on order form:

1. Quantity of each item.
2. Model number, including options. See "How To Build a Model Number".
3. Any special service required.

Note: • The indicates that a choice is required.

- The absence of the indicates that no choice is required.
- Alpha-numeric characters in place of indicate that no other alternatives are available.

SPECIFICATIONS

Complimentary Furniture

The following guest chairs offer complimentary furniture that creates continuity and a cohesive look throughout a facility. These complimentary pieces can be found in other sections of the KI price list.

FLEX™ TABLES - LaResta® Day Bed (FSD/FL)

LYRA™ TABLES - Lyra™ Lobby & Lounge Seating

SELA® TABLES - Sela® Lobby & Lounge Seating

SPECIAL FINISH MATCHES

KI can match special finish requests at an upcharge of \$66 List per item, up to 12 or a maximum charge of \$794 List per order per color. Special finish requests must be sent to your KI customer service representative.

Upon receipt from KI, the finishing department will prepare a "strike-off" which will be sent to the customer for approval.

The approval form accompanying the strike-off should be faxed to your KI customer service representative. Upon receipt of the signed approval form, KI will proceed with the order. Disapproved samples may be sent back to KI directly with an explanation of disapproval. A Special Finish Number (SFN) will be assigned to this finish sample for future reference or reorders.



Wood Finish - Core

Cherry Storm on Beech	BCX
Cinnamon on Beech	BCN
Cocoa on Beech	BCA
Eclipse Black on Beech	BEB
Florence Walnut on Beech	BFC
Kensington Maple on Maple	MMA
Monticello Maple on Beech	BMT
Natural on Beech	BNA
River Cherry on Beech	BRY

Kensington Maple requires an upcharge.

Surface Finish - Laminate

Biltmore Cherry	LBT
Black	LBK
Brighton Walnut	LBW
Canyon Zephyr	LCA
Castle Oak	LCO
Casual Linen	LCU
Cherry Storm	LCX
Classic Linen	LCI
Cloud Zephyr	LCL
Cocobala	LCC
Coffee Bean	LCB
Crisp Linen	LRI
Desert Zephyr	LDZ
Dove Grey	LDG
Fired Steel	LIL
Flax Linen	LXF
Florence Walnut	LFC
Forged Steel	LOL
Frosty White	LFW
Graphite Nebula	LGN
Grey	LGE
High Rise	LHE
Hollyberry	LHY
Irish Linen	LIH
Island	LID
Italian Silver Ash	LIT
Kensington Maple	LKM
Lapis Blue	LLB
Markerboard White	LMK
Misted Zephyr	LMR
Monticello Maple	LMT
Nickel Evolv	LNV
North Sea	LNA
Ocean	LON
Orange Grove	LOE
Pearl Bisque	LPB
Pearl Silver	LPS
Pressed Linen	LPR
River Cherry	LRY
Rugged Linen	LRG
Satin Stainless	LSS
Shadow Zephyr	LSR
Silicon evolv	LSV
Sterling Ash	LAZ
Tailored Linen	LTL
Titanium evolv	LTV
White Nebula	LWL
White Sand	LWN
Windsor Mahogany	LWY

Recommended Surface Colors - Laminate To Coordinate with Wood Finishes

Cherry Storm with Cherry Storm on Maple-BCX/MCX	LCX
Cocobala with Cocoa on Beech-BCA	LCC
Kensington Maple with Kensington Maple on Maple-MMA	LKM
Monticello Maple with Monticello Maple on Beech-BMT/MMT	LMT
Windsor Mahogany with Cinnamon on Beech-BCN	LWY
River Cherry with River Cherry on Beech-BRY/MRY	LRY

The specifier must choose which laminate to coordinate with Natural on Beech.

Finish Cards








View color swatches for items listed within this document.

Paints**Plastics/Poly****Wood/Veneer****Laminates****Molded Edges****Edge Styles****Hard Plastics****Glass**



Flex™

Occasional Tables

	MODEL	Features	D x W	MODEL NUMBER		Approx. Packaged Weight
				Basic Model	Wood Finish	
	Rectangular End Table - Wood Veneer Top	18" Table Height	23 x 19-1/2"	5502	<input type="checkbox"/> <input type="checkbox"/>	40.0#
FLFS						
	Rectangular End Table - Wood Veneer Top	22" Table Height	23 x 19-1/2"	5503	<input type="checkbox"/> <input type="checkbox"/>	40.0#
FLFS						
	Square End Table - Wood Veneer Top	22" Table Height	24 x 24"	5511	<input type="checkbox"/> <input type="checkbox"/>	40.0#
FLFS						
	Rectangular Coffee Table - Wood Veneer Top	18" Table Height	19-1/2 x 40"	5504	<input type="checkbox"/> <input type="checkbox"/>	50.0#
FLFS						
	Round Club Table - Wood Veneer Top	18" Table Height	24" Diameter	5505	<input type="checkbox"/> <input type="checkbox"/>	40.0#
FLFS						
	Round Club Table - Wood Veneer Top	22" Table Height	24" Diameter	5506	<input type="checkbox"/> <input type="checkbox"/>	45.0#
FLFS						
	Round Coffee Table - Wood Veneer Top	18" Table Height	36" Diameter	5507	<input type="checkbox"/> <input type="checkbox"/>	50.0#
FLFS						

A**B**

HOW TO ORDER

Indicate the following information on order form:

- Quantity of each item.
- Model number, including options. See "How To Build a Model Number".
- Any special service required.

Note: • The indicates that a choice is required.

- The absence of the indicates that no choice is required.
- Alpha-numeric characters in place of indicate that no other alternatives are available.

HOW TO BUILD A MODEL NUMBER

A Select basic model.

B Select wood finish color.
Refer to the **Product Color Options** page in this price list.
For Kensington Maple add upcharge.


 Delivered
 Pricing

\$ 913

\$ 939

\$ 1159

\$ 1221

\$ 1221

\$ 1268

\$ 1376

KENSINGTON MAPLE UPCHARGE

 Kensington Maple requires extended
 leadtimes.

Model

5502	\$81
5503	\$81
5504	\$106
5505	\$106
5506	\$106
5507	\$135
5510	\$135
5511	\$87
5512	\$54
5513	\$54
5514	\$101
5515	\$87
5516	\$87
5517	\$135
5520	\$87
5521	\$68

INFORMATION
Construction

 Wood base of solid hardwood with top of
 wood veneers and solid wood edge.

SPECIAL SERVICES
Special Carton Marking

With specially marked information N/C


Shipping

 Ships **assembled, FOB High Point, NC
 27263, freight prepaid.** Freight class 175

 Specifications and prices are subject to
 change without prior notice.

Flex™

Occasional Tables

	MODEL	Features	D x W	MODEL NUMBER		Approx. Packaged Weight
				Basic Model	Wood Finish	
 <p>FLFS</p>	Bowfront Console Table - Wood Veneer Top	28-3/4" Table Height	15-1/2 x 46-3/4"	5510	<input type="checkbox"/> <input type="checkbox"/> <input type="checkbox"/>	55.0#

A

B

HOW TO ORDER

Indicate the following information on order form:

1. Quantity of each item.
2. Model number, including options. See "How To Build a Model Number".
3. Any special service required.

- Note:
- The indicates that a choice is required.
 - The absence of the indicates that no choice is required.
 - Alpha-numeric characters in place of indicate that no other alternatives are available.

HOW TO BUILD A MODEL NUMBER

- A** Select basic model.
- B** Select wood finish color. Refer to the **Product Color Options** page in this price list. For Kensington Maple add upcharge.


 Delivered
 Pricing

\$ 1527

KENSINGTON MAPLE UPCHARGE

Kensington Maple requires extended leadtimes.

Model

5502	\$81
5503	\$81
5504	\$106
5505	\$106
5506	\$106
5507	\$135
5510	\$135
5511	\$87
5512	\$54
5513	\$54
5514	\$101
5515	\$87
5516	\$87
5517	\$135
5520	\$87
5521	\$68

INFORMATION
Construction

Wood base of solid hardwood with top of wood veneers and solid wood edge.

SPECIAL SERVICES
Special Carton Marking

With specially marked information N/C








Shipping

 Ships **assembled, FOB High Point, NC 27263, freight prepaid.** Freight class 175

Specifications and prices are subject to change without prior notice.

Flex™

Occasional Tables

	MODEL	Features	D x W	MODEL NUMBER			Approx. Packaged Weight
				Basic Model	Wood Finish	Laminate Color	
	Rectangular End Table - Laminate Top	18" Table Height	23 x 19-1/2"	5512	<input type="checkbox"/> <input type="checkbox"/> <input type="checkbox"/>	<input type="checkbox"/> <input type="checkbox"/> <input type="checkbox"/>	40.0#
FLFS							
	Rectangular End Table - Laminate Top	22" Table Height	23 x 19-1/2"	5513	<input type="checkbox"/> <input type="checkbox"/> <input type="checkbox"/>	<input type="checkbox"/> <input type="checkbox"/> <input type="checkbox"/>	40.0#
FLFS							
	Square End Table - Laminate Top	22" Table Height	24 x 24"	5521	<input type="checkbox"/> <input type="checkbox"/> <input type="checkbox"/>	<input type="checkbox"/> <input type="checkbox"/> <input type="checkbox"/>	40.0#
FLFS							
	Rectangular Coffee Table - Laminate Top	18" Table Height	19-1/2 x 40"	5514	<input type="checkbox"/> <input type="checkbox"/> <input type="checkbox"/>	<input type="checkbox"/> <input type="checkbox"/> <input type="checkbox"/>	50.0#
FLFS							
	Round Club Table - Laminate Top	18" Table Height	24" Diameter	5515	<input type="checkbox"/> <input type="checkbox"/> <input type="checkbox"/>	<input type="checkbox"/> <input type="checkbox"/> <input type="checkbox"/>	40.0#
FLFS							
	Round Club Table - Laminate Top	22" Table Height	24" Diameter	5516	<input type="checkbox"/> <input type="checkbox"/> <input type="checkbox"/>	<input type="checkbox"/> <input type="checkbox"/> <input type="checkbox"/>	45.0#
FLFS							
	Round Coffee Table - Laminate Top	18" Table Height	36" Diameter	5517	<input type="checkbox"/> <input type="checkbox"/> <input type="checkbox"/>	<input type="checkbox"/> <input type="checkbox"/> <input type="checkbox"/>	50.0#
FLFS							

A **B** **C**

HOW TO ORDER

Indicate the following information on order form:

- Quantity of each item.
- Model number, including options. See "How To Build a Model Number".
- Any special service required.

Note: • The indicates that a choice is required.

- The absence of the indicates that no choice is required.
- Alpha-numeric characters in place of indicate that no other alternatives are available.

HOW TO BUILD A MODEL NUMBER

- A** Select basic model.
- B** Select wood finish color.
Refer to the **Product Color Options** page in this price list.
For Kensington Maple add upcharge.
- C** Select laminate color.
Refer to the **Product Color Options** page in this price list.


 Delivered
 Pricing

\$ 913

\$ 939

\$ 1159

\$ 1221

\$ 1221

\$ 1268

\$ 1376

KENSINGTON MAPLE UPCHARGE

 Kensington Maple requires extended
 leadtimes.

Model

5502	\$81
5503	\$81
5504	\$106
5505	\$106
5506	\$106
5507	\$135
5510	\$135
5511	\$87
5512	\$54
5513	\$54
5514	\$101
5515	\$87
5516	\$87
5517	\$135
5520	\$87
5521	\$68

INFORMATION
Construction

 Wood base of solid hardwood with top of
 wood veneers and solid wood edge.

SPECIAL SERVICES
Special Carton Marking

With specially marked information N/C


Shipping

 Ships **assembled, FOB High Point, NC
 27263, freight prepaid.** Freight class 175

 Specifications and prices are subject to
 change without prior notice.

Flex™

Occasional Tables

	MODEL	Features	D x W	MODEL NUMBER			Approx. Packaged Weight
				Basic Model	Wood Finish	Laminate Color	
 <p>FLFS</p>	Bowfront Console Table - Laminate Top	28-3/4" Table Height	15-1/2 x 46-3/4"	5520	<input type="checkbox"/> <input type="checkbox"/> <input type="checkbox"/>	<input type="checkbox"/> <input type="checkbox"/> <input type="checkbox"/>	55.0#
				A	B	C	

HOW TO ORDER

Indicate the following information on order form:

1. Quantity of each item.
2. Model number, including options. See "How To Build a Model Number".
3. Any special service required.

Note: • The indicates that a choice is required.

- The absence of the indicates that no choice is required.
- Alpha-numeric characters in place of indicate that no other alternatives are available.

HOW TO BUILD A MODEL NUMBER

- A** Select basic model.
- B** Select wood finish color.
Refer to the **Product Color Options** page in this price list.
For Kensington Maple add upcharge.
- C** Select laminate color.
Refer to the **Product Color Options** page in this price list.


 Delivered
 Pricing

\$ 1527

KENSINGTON MAPLE UPCHARGE

Kensington Maple requires extended leadtimes.

Model

5502	\$81
5503	\$81
5504	\$106
5505	\$106
5506	\$106
5507	\$135
5510	\$135
5511	\$87
5512	\$54
5513	\$54
5514	\$101
5515	\$87
5516	\$87
5517	\$135
5520	\$87
5521	\$68

INFORMATION
Construction

Wood base of solid hardwood with top of wood veneers and solid wood edge.

SPECIAL SERVICES
Special Carton Marking

With specially marked information N/C

Shipping

 Ships **assembled, FOB High Point, NC 27263, freight prepaid.** Freight class 175

Specifications and prices are subject to change without prior notice.

Soltice®

General Information



Soltice® (Contemporary)

Dimensions

Overall width	24"
Overall depth	24"
Overall height	22"

SPECIFICATIONS

Complimentary Furniture

The following guest chairs offer complimentary furniture that creates continuity and a cohesive look throughout a facility. These complimentary pieces can be found in other sections of the KI price list.

FLEX™ TABLES - LaResta® Day Bed (FSD/FL)

LYRA™ TABLES - Lyra™ Lobby & Lounge Seating

SELA® TABLES - Sela® Lobby & Lounge Seating

SPECIAL FINISH MATCHES

KI can match special finish requests at an upcharge of \$66 List per item, up to 12 or a maximum charge of \$794 List per order per color. Special finish requests must be sent to your KI customer service representative.

Upon receipt from KI, the finishing department will prepare a "strike-off" which will be sent to the customer for approval.

The approval form accompanying the strike-off should be faxed to your KI customer service representative. Upon receipt of the signed approval form, KI will proceed with the order. Disapproved samples may be sent back to KI directly with an explanation of disapproval. A Special Finish Number (SFN) will be assigned to this finish sample for future reference or reorders.



INFORMATION

Warranty

Refer to KI Terms & Conditions document
or visit ki.com

Wood Finish - Core

Cherry Storm on Beech	BCX
Cinnamon on Beech	BCN
Cocoa on Beech	BCA
Eclipse Black on Beech	BEB
Florence Walnut on Beech	BFC
Kensington Maple on Maple	MMA
Monticello Maple on Beech	BMT
Natural on Beech	BNA
River Cherry on Beech	BRY

Surface Finish - Laminate

Biltmore Cherry	LBT
Black	LBK
Brighton Walnut	LBW
Canyon Zephyr	LCA
Castle Oak	LCO
Casual Linen	LCU
Cherry Storm	LCX
Classic Linen	LCI
Cloud Zephyr	LCL
Cocobala	LCC
Coffee Bean	LCB
Crisp Linen	LRI
Desert Zephyr	LDZ
Dove Grey	LDG
Fired Steel	LIL
Flax Linen	LXF
Florence Walnut	LFC
Forged Steel	LOL
Frosty White	LFW
Graphite Nebula	LGN
Grey	LGE
High Rise	LHE
Hollyberry	LHY
Irish Linen	LIH
Island	LID
Italian Silver Ash	LIT
Kensington Maple	LKM
Lapis Blue	LLB
Markerboard White	LMK
Misted Zephyr	LMR
Monticello Maple	LMT
Nickel Evolv	LNV
North Sea	LNA
Ocean	LON
Orange Grove	LOE
Pearl Bisque	LPB
Pearl Silver	LPS
Pressed Linen	LPR
River Cherry	LRY
Rugged Linen	LRG
Satin Stainless	LSS
Shadow Zephyr	LSR
Silicon evolv	LSV
Sterling Ash	LAZ
Tailored Linen	LTL
Titanium evolv	LTV
White Nebula	LWL
White Sand	LWN
Windsor Mahogany	LWY

Recommended Surface Colors - Laminate To Coordinate with Wood Finishes

Cherry Storm with Cherry Storm on Maple-BCX/MCX	LCX
Cocobala with Cocoa on Beech-BCA	LCC
Kensington Maple with Kensington Maple on Maple-MMA	LKM
Monticello Maple with Monticello Maple on Beech-BMT/MMT	LMT
Windsor Mahogany with Cinnamon on Beech-BCN	LWY
River Cherry with River Cherry on Beech-BRY/MRY	LRY

The specifier must choose which laminate to coordinate with Natural on Beech.

Finish Cards




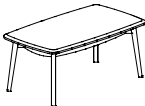
View color swatches for items listed within this document.

Paints**Plastics/Poly****Wood/Veneer****Laminates****Molded Edges****Edge Styles****Hard Plastics****Glass**



Soltice®

Occasional Tables

	MODEL	Features	D x W	MODEL NUMBER		Approx. Packaged Weight
				Basic Model	Wood Finish	
 SLFS	Rectangular End Table - Wood Veneer Top	18" Table Height	20 x 24"	8503	<input type="checkbox"/> <input type="checkbox"/> <input type="checkbox"/>	40.0#
 SLFS	Rectangular End Table - Wood Veneer Top	22" Table Height	20 x 24"	8504	<input type="checkbox"/> <input type="checkbox"/> <input type="checkbox"/>	40.0#
 SLFS	Square Lamp Table - Wood Veneer Top	22" Table Height	24 x 24"	8502	<input type="checkbox"/> <input type="checkbox"/> <input type="checkbox"/>	40.0#
 SLFS	Rectangular Coffee Table - Wood Veneer Top	18" Table Height	24 x 42"	8501	<input type="checkbox"/> <input type="checkbox"/> <input type="checkbox"/>	50.0#

A

B

HOW TO ORDER

Indicate the following information on order form:

1. Quantity of each item.
2. Model number, including options. See "How To Build a Model Number".
3. Any special service required.

Note: • The indicates that a choice is required.

- The absence of the indicates that no choice is required.
- Alpha-numeric characters in place of indicate that no other alternatives are available.

HOW TO BUILD A MODEL NUMBER

- A** Select basic model.
- B** Select wood finish color. Refer to the **Product Color Options** page in this price list. For Kensington Maple add upcharge.


 Delivered
 Pricing

\$ 1156

\$ 1156

\$ 1211

\$ 1432

KENSINGTON MAPLE UPCHARGE

Kensington Maple requires extended leadtimes.

Model	
8501	\$147
8502	\$121
8503	\$108
8504	\$121
8505	\$132
8506	\$108
8507	\$102
8508	\$108

INFORMATION
Construction

Wood base of solid Beech hardwood with top of wood veneers, or solid wood edge with plastic laminate top.

SPECIAL SERVICES
Special Carton Marking

With specially marked information N/C




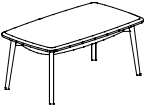
Shipping

Ships **assembled, FOB High Point, NC 27263, freight prepaid.** Freight class 175

Specifications and prices are subject to change without prior notice.

Soltice®

Occasional Tables

	MODEL	Features	D x W	MODEL NUMBER		Approx. Packaged Weight
				Basic Model	Laminate Color	
 SLFS	Rectangular End Table - Laminate Top	18" Table Height	20 x 24"	8507	<input type="checkbox"/> <input type="checkbox"/> <input type="checkbox"/>	40.0#
 SLFS	Rectangular End Table - Laminate Top	22" Table Height	20 x 24"	8508	<input type="checkbox"/> <input type="checkbox"/> <input type="checkbox"/>	40.0#
 SLFS	Square Lamp Table - Laminate Top	22" Table Height	24 x 24"	8506	<input type="checkbox"/> <input type="checkbox"/> <input type="checkbox"/>	40.0#
 SLFS	Rectangular Coffee Table - Laminate Top	18" Table Height	24 x 42"	8505	<input type="checkbox"/> <input type="checkbox"/> <input type="checkbox"/>	50.0#

A **B**

HOW TO ORDER

Indicate the following information on order form:

1. Quantity of each item.
2. Model number, including options. See "How To Build a Model Number".
3. Any special service required.

- Note:
- The indicates that a choice is required.
 - The absence of the indicates that no choice is required.
 - Alpha-numeric characters in place of indicate that no other alternatives are available.

HOW TO BUILD A MODEL NUMBER

- A** Select basic model.
- B** Select laminate color. Refer to the **Product Color Options** page in this price list.


 Delivered
 Pricing

\$ 1064

\$ 1064

\$ 1091

\$ 1296

KENSINGTON MAPLE UPCHARGE

Kensington Maple requires extended leadtimes.

Model	
8501	\$147
8502	\$121
8503	\$108
8504	\$121
8505	\$132
8506	\$108
8507	\$102
8508	\$108

INFORMATION
Construction

Wood base of solid Beech hardwood with top of wood veneers, or solid wood edge with plastic laminate top.

SPECIAL SERVICES
Special Carton Marking

With specially marked information N/C

Shipping

Ships **assembled, FOB High Point, NC 27263, freight prepaid.** Freight class 175

Specifications and prices are subject to change without prior notice.

Index

Model No.	Description	Page
5502	Occasional Tables: Rectangular End Table - Wood Veneer Top	12
5503	Occasional Tables: Rectangular End Table - Wood Veneer Top	12
5504	Occasional Tables: Rectangular Coffee Table - Wood Veneer Top	12
5505	Occasional Tables: Round Club Table - Wood Veneer Top	12
5506	Occasional Tables: Round Club Table - Wood Veneer Top	12
5507	Occasional Tables: Round Coffee Table - Wood Veneer Top	12
5510	Occasional Tables: Bowfront Console Table - Wood Veneer Top	14
5511	Occasional Tables: Square End Table - Wood Veneer Top	12
5512	Occasional Tables: Rectangular End Table - Laminate Top	16
5513	Occasional Tables: Rectangular End Table - Laminate Top	16
5514	Occasional Tables: Rectangular Coffee Table - Laminate Top	16
5515	Occasional Tables: Round Club Table - Laminate Top	16
5516	Occasional Tables: Round Club Table - Laminate Top	16
5517	Occasional Tables: Round Coffee Table - Laminate Top	16
5520	Occasional Tables: Bowfront Console Table - Laminate Top	18
5521	Occasional Tables: Square End Table - Laminate Top	16
8501	Occasional Tables: Rectangular Coffee Table - Wood Veneer Top	24
8502	Occasional Tables: Square Lamp Table - Wood Veneer Top	24
8503	Occasional Tables: Rectangular End Table - Wood Veneer Top	24
8504	Occasional Tables: Rectangular End Table - Wood Veneer Top	24
8505	Occasional Tables: Rectangular Coffee Table - Laminate Top	26
8506	Occasional Tables: Square Lamp Table - Laminate Top	26
8507	Occasional Tables: Rectangular End Table - Laminate Top	26
8508	Occasional Tables: Rectangular End Table - Laminate Top	26
CTABLE	Occasional Tables: C-Table, Personal Worksurface	4





KI
1330 Bellevue Street
P.O. Box 8100
Green Bay, Wisconsin 54308-8100
1-800-424-2432
www.ki.com

KI and Furnishing Knowledge
are registered trademarks
of Krueger International, Inc.

© 2011 KI
All Rights Reserved.
Litho in USA.
Code KI-11486R1/KI/VL/211

Printed using only water-based inks,
including metallics. Please recycle.