

Healthcare Seating Price List ■

January 3, 2011  
Updated August 14, 2019  
800-424-2432





---

<b>Ordering C.O.M., C.O.L., and C.O.V.</b>	
High Point	2
Bonduel, Green Bay, Ontario, and Tupelo	4
Shipping Location	4
<hr/>	
<b>LaResta® Day Bed</b>	General Information 8
	Product Color Options 10
	Built-In 12
	Freestanding 14
	Modern 18
<hr/>	
<b>Perth®</b>	General Information 20
	Product Color Options 22
	Sleeper 24
	Sleeper Replacement Parts 30
	Recliner 32
	Patient Chair 40
	Patient Chair Replacement Parts 44
	Bariatric 46
	Glider 48
<hr/>	
<b>Perth® II</b>	General Information 50
	Product Color Options 52
	Recliner 54
	Recliner Replacement Parts 60
<hr/>	
<b>Rose™ Seating</b>	General Information 62
	Product Color Options 64
	Sled Base Chair 66
	4-Leg Metal Chair 68
	Accessories/Options 70
<hr/>	
<b>Soltice®</b>	General Information 72
	Product Color Options 74
	Sleeper 76
	Sleeper Replacement Parts 86
	Recliner 88
	Recliner Replacement Parts 94
	Patient Chair 96
	Patient Chair Replacement Parts 98
	Bariatric 100
	Bariatric Replacement Parts 102
	Glider 104
	Glider Replacement Parts 106
<hr/>	
<b>Soltice® 1.5</b>	General Information 108
	Product Color Options 110
	Recliner 112
<hr/>	
<b>Soltice® II</b>	General Information 118
	Product Color Options 120
	Recliner 112
<hr/>	
<b>Soltice® 1.5 and Soltice® II</b>	Recliner Replacement Parts 128
<hr/>	
<b>Index</b>	130

# Ordering C.O.M., C.O.L., and C.O.V.

High Point

## Customer's Own Material ■

Specifications Form

January 2017

All fabrics, including COM, COL, KOM and in grades will be applied at the factory's discretion. If a pattern or stripe is to be applied in a certain direction, the customer MUST specify this in writing on the P.O. and attach a sample of the fabric with it running in the application direction to the P.O. Specifying fabric direction may increase the amount of COM or KOM yardage required. Check with KI Customer Service to see if an increase in yardage is necessary BEFORE specifying, ordering and sending COM and COL to the factory or having KOM quoted.

ALL C.O.M AND C.O.L SHIPMENTS MUST BE PREPAID TO: KI  
217 Feld Avenue  
High Point, NC 27263

COM and COL must be identified as follows:

1. Name and address
2. Your purchase order number
3. Our style number to which fabric is to be applied
4. Supplier name and fabric name, number, and color

COLLECT SHIPMENTS WILL BE REFUSED.

SHIPMENT SCHEDULE WILL BE GIVEN WHEN ALL FABRIC IS RECEIVED FOR ENTIRE ORDER

YARDAGE REQUIREMENTS LISTED IN PRICE LIST ARE BASED ON PLAIN GOODS 54" WIDE. Fabrics less than 54" wide, or those requiring matching (stripes, plaids, prints, large patterns) will require additional yardage based on the fabric used and the item ordered. CONSULT MATRIX BELOW FOR ADDITIONAL YARDAGE NEEDED.

C.O.M. INCREASE MATRIX (The yardage matrix is also applicable to any reservations of KI Ingrade, Pallas, or KOM upholsteries).

This table is a general guide.

FABRIC WIDTH	PLAIN FABRIC	UNDER 7" REPEAT	8"-13" REPEAT	14"-21" REPEAT	22"-27" REPEAT	28"-33" REPEAT	34"-40" REPEAT	41"-48" REPEAT
54"	0	20%	25%	30%	45%	55%	70%	80%
51"-53"	15%	25%	30%	35%	50%	60%	80%	90%
48"-50"	20%	30%	35%	40%	55%	65%	85%	95%
45"-47"	30%	45%	50%	55%	60%	80%	90%	100%
36"-44"	50%	65%	70%	75%	80%	100%	110%	120%

FABRIC WITH DOUBLE REPEAT: IF USING A FABRIC WITH A DOUBLE REPEAT, PLEASE FOLLOW THIS FORMULA: TAKE THE TOTAL AMOUNT OF THE LARGER AND HALF OF THE SMALLER REPEAT; ADD TOGETHER TO FIND THE CORRECT OVERALL REPEAT. EXAMPLE: 10" VERTICAL WITH 14" HORIZONTAL WOULD BE  $14+5=19$ .

IF FABRIC COMES IN ON MULTIPLE ROLLS, ONE ADDITIONAL YARD PER ROLL NEEDS TO BE ADDED TO THE YARDAGE REQUIREMENT.

SPECIAL NOTE: WE CAN ASSUME NO RESPONSIBILITY FOR THE DURABILITY OR TAILORING QUALITY OF CUSTOMER FURNISHED COVERINGS (C.O.M.) OR KOM. KOM: is fabric that KI will purchase for you at jobber's price (net) plus a nominal charge for handling, shipping, and managing.





### Customer's Own Material ■

Specifications Form

January 2017

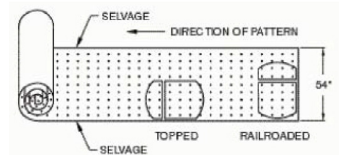
**ADDITIONAL NOTES:**

- Orders cannot go into production without the information listed at right.
- Attach memo sample to this approval sheet.
- If your order has been placed, list PO# \_\_\_\_\_
- The cost of the COM sample will be paid by the client.
- Even after preliminary approval, KI reserves the right to reject COM/COL if necessary when the quality is not satisfactory for the product to be upholstered. KI assumes no responsibility for its overall appearance, flammability, durability, color fastness or any other quality after upholstered on a KI product.

**ALL COM MUST BE APPROVED.**

Photocopy this form and submit with COM fabric for approval:

(This fabric approval is for the purpose of advising how to apply your COM fabric, verify yardage required, and suitability.)



YOUR COMPANY NAME \_\_\_\_\_

PHONE \_\_\_\_\_ FAX \_\_\_\_\_

Material Supplier \_\_\_\_\_

Material Name \_\_\_\_\_ Number \_\_\_\_\_

Material Color \_\_\_\_\_ Width \_\_\_\_\_

Vertical Repeat \_\_\_\_\_ Horizontal Repeat \_\_\_\_\_

Fiber Content \_\_\_\_\_

Direction Stripe/Pattern to be applied \_\_\_\_\_

**COM TO BE USED ON THE FOLLOWING:**

QTY	PRODUCT NAME/NUMBER
_____	_____
_____	_____
_____	_____
_____	_____
_____	_____

# Ordering C.O.M., C.O.L., and C.O.V.

Bonduel, Green Bay, Ontario, and Tupelo

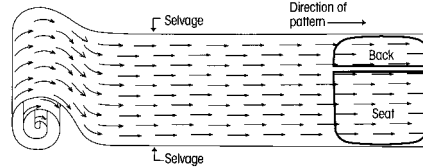
## How to Specify C.O.M. Upholstery

Textile designs often have intricate patterns. Not all individuals will interpret fabric direction in the same manner.

As a standard procedure, KI cuts fabrics off the roll in a horizontal fashion as shown in Diagram A at the right. By cutting in this fashion, most waste is eliminated. Our requirements for yardage in this book are based on this type of cutting. When directional or patterned fabrics are used, they often require more yardage than solid colors.

By providing KI with a completely filled-out copy of the form on this page, we will be able to expedite your order. We find it particularly helpful with directional or patterned upholstery material. It is critical that copies of this form accompany test quantities as well as production quantities of C.O.M.

C.O.M. must be supplied in continuous yardage.



## C.O.M., C.O.L. and C.O.V. Testing

KI will require for testing actual yardage to upholster one chair. The testing requirements depend on which chair you have selected on your order.

Test samples will be applied to the order and will be held for 6 months if needed. After 6 months, the sample can no longer be applied to your order. For all products to be tested, send test samples for approval to:

**KI**  
**Attn: C.O.M. Specialist**  
**1687 Westminster Drive, Gate 3**  
**Green Bay WI 54302**

To expedite the procedure, attach a copy of the "C.O.M. Information Form" on this page.

All C.O.M., C.O.L. and C.O.V. must be labeled with the purchase order number.

## C.O.M., C.O.L. and C.O.V. Production

Customer's fabrics and leathers must be approved prior to acceptance for production. Upon test approval, a 1" square sample swatch of upholstery material must accompany the order. KI assumes no responsibility for wear, defects or performance of customer's own fabrics, vinyl or leather. C.O.M., C.O.L. and C.O.V. orders are available on a deferred delivery basis.

Orders for production of C.O.M., C.O.L. and C.O.V. upholstered products are not scheduled for processing until upholstery material is received. Upon receipt, KI will provide an acknowledgement and an estimated shipping date.

KI recommends that leather be ordered in yardage. Leather must be usable. The outer edges cannot be calculated as square feet or yardage.

The C.O.M., C.O.L. and C.O.V. yardage requirements accompanying products in the pricing section are for 10 chairs/seats or less, 54" wide nondirectional material. On larger orders, less material is required.

For exact production yardage requirements, call 1-800-424-2432, ext. 2707.

## C.O.M., C.O.L. and C.O.V. Order Processing

For products shipped from Green Bay, WI facility, ship upholstery material to:

**KI**  
**Attn: C.O.M. Storage**  
**1687 Westminster Drive, Gate 3**  
**Green Bay, WI 54302**

For products shipped from Tupelo, MS facility ship material to:

**KI Tupelo**  
**Attn: C.O.M. Storage**  
**2112 South Green Street**  
**Tupelo, MS 38801**

For products shipped from Bonduel, WI facility, ship material to:

**KI**  
**Attn: C.O.M. Storage**  
**204 West South Street**  
**Bonduel, WI 54107**

For products shipped from Ontario, CA facility, ship material to:

**Avail/Impress/Kismet/Medical & Laboratory Stools/Pilot**  
**Attn: C.O.M. Storage**  
**1110 S. Mildred Ave.**  
**Ontario, CA 91761**

## Treated Materials

If C.O.M. requires processing such as Scotchgard® or acrylic backing, it often shrinks. To prevent delays in delivery or back ordering due to shrinkage, please have your processor remeasure after processing and assure adequate yardage shipment.

## Split Orders

If a portion of the shipment which does not require C.O.M., C.O.L. or C.O.M. applications is to be processed and shipped early, KI will enter the order immediately at your request. These split shipments are subject to minimum order charges.

Contact the C.O.M. Specialist at 1-800-424-2432, ext. 2707, with questions or to verify a split order.

## Excess Upholstery Material

KI will dispose of excess upholstery material at the time of shipment unless expressly requested to return it with the product shipment.

## Cancelled or Changed Orders

KI assumes no responsibility for extra C.O.M., C.O.L. or C.O.V. material due to a change of upholstery or cancellation of an order. It is the customer's responsibility to arrange for return of this material.

## Intricate Patterns

In the event of specific requirements for positioning of intricate patterns or pattern repeats on seats and backrests, provide a sketch noting requirements, as in Diagram B, along with materials for testing, and with the order.

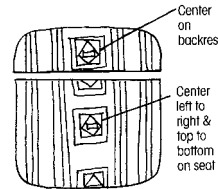


Diagram B

## C.O.M., C.O.L. and C.O.V. Information Form

A copy of this form should accompany test requests and production orders. Please fill it out completely, and, if your order has been acknowledged, provide the acknowledgement number.

Purchasing Agent (Dealer or buying organization)

Attention

Address

City

State

Zip

Project Name

Type of seating and number of units of each type

Please see information below and check the appropriate box.

Submitted for testing.

Test approved. Submitted for production.

Purchase Order Number


KI Acknowledgement Number

In all instances, send this form to the C.O.M. Specialist.

A Selvage Top and Bottom




B Selvage Side and Side





# Ordering C.O.M., C.O.L., and C.O.V.

Bonduel, Green Bay, Ontario, and Tupelo



# Ordering C.O.M., C.O.L., and C.O.V.

Shipping Location



## C.O.M. SHIPPING LOCATION

### Architectural Walls

Genius Walls ..... MN

### Casegoods

Dante Benches ..... AG

Aristotle Tackboards ..... MN

### Classroom Furniture

360° Classroom Furniture ..... BW

Intellect Wave Chairs ..... GB

Learn2 ..... GB

### Desking

700 Series Desking ..... KP

Balance Overheads ..... MN

Genesis Desking ..... MN

True Desking ..... KP

Universal Overheads ..... MN

WorkZone Desking ..... MN

### Files & Storage

700 Series Pedestal Cushion ..... GB

Connection Zone Pads ..... BW

U-Series Pedestal Cushion ..... GB

Tattoo ..... BW

### Fixed Seating

Concerto Auditorium Seating ..... BW

Single Pedestal Seating ..... GB

Jury Base Seating ..... GB

Lancaster Auditorium Seating ..... BW

Sequence Seating ..... GB

University Seating ..... GB

### Panel Systems

All Terrain ..... KP

Balance Overheads ..... MN

System 3000 ..... MN

Universal Overheads ..... MN

Wireworks ..... MN

Unite ..... MN

### Residence Hall Furniture

RoomScope Furniture ..... MN

### Screens

All Terrain ..... KP

Connection Zone ..... BW

True/Volition ..... KP

Genesis ..... KP

Tattoo ..... MN

### Seating

100 Series Folding Chairs ..... BW

300 Series Folding Chairs ..... BW

600 Series Stools ..... BW

700 Series Folding Chairs ..... BW

Affina Collection ..... HN

Arisa Lounge ..... HN

Altus Task Chairs ..... TM

Apply Stack Chairs ..... GB

Auditorium Folding Chairs ..... BW

Avail Task Chairs ..... OM

Bantam Guest Seating ..... HN

Calida Lounge Seating ..... TM

Cinturon Lounge Seating ..... HN

Connection Zone Privacy Booths ..... HN

Doni Collection ..... GB

FourC Seating ..... TM

Front Row Seats (Silk Screening) ..... BW

GateOne Public Seating ..... BW

Grazie Seating ..... GB

Hiatus Sleeper Bench ..... HN

Hub Modular Lounge Seating ..... HN

Impress Task Chairs ..... OM

Impress Ultra Task Chairs ..... OM

Jessa Lounge Seating ..... HN

Jubi Guest Chair ..... GB

Katera Guest Chair ..... TM

Kurv Benches ..... HN

LaResta Day Beds ..... HN

Lyra Lounge Seating ..... HN

Maestro Stack Chairs ..... GB

Matrix Stack Chairs ..... GB

Medical & Laboratory Stools ..... OM

MyWay Seating ..... HN

Neena Benches ..... HN

Oath Task Chairs and Stools ..... TM

Opt4 ..... GB

Perth Multiple & Healthcare Seating ..... HN

Perth II Healthcare Seating ..... HN

Pilot Task Chairs ..... OM

Promenade Seating System ..... BW

Rapture Stack Chairs & Stools ..... GB

Ruckus ..... GB

Rose Healthcare ..... BW

Sela Lounge Seating ..... HN

Sift Task Chairs ..... TM

Silhouette Stack Chairs & Stools ..... TM

Soltice Metal Collection ..... HN

Soltice Multiple, Healthcare & Guest ..... HN

Soltice II Healthcare Seating ..... HN

Strive Multiple, Stack & Task ..... GB

Sway ..... BW

Tattoo ..... HN

Tea Cup Lounge Seating ..... HN

Torsion-on-the-Go! Nesting Chairs ..... GB

Torsion Air Stack and Task Seating ..... GB

Torsion Stack and Task Seating ..... GB

Versa Stack Chairs & Stools ..... GB

Voyant Task Chairs ..... TM

Voz Guest Chairs ..... TM

## KI Manufacturing Sites - Customer's Own Material Shipment Manufacturing Site Addresses

### AG

Contact KI at  
1-800-424-2432

### GB

KI Green Bay  
Attn: COM Storage  
1687 Westminster Drive - Gate 3  
Green Bay, WI 54302

### KP

KI Pembroke  
Attn: COM Storage  
1000 Olympic Dr.  
Pembroke, Ontario K8A6X7

### MN

KI Manitowoc  
Attn: COM Storage  
1400 S. 41st St.  
Manitowoc, WI 54220

### BW

KI Bonduel  
Attn: COM Storage  
204 West South St.  
Bonduel, WI 54107

### HN

KI High Point  
Attn: COM Storage  
217 Feld Avenue  
High Point, NC 27263

### OM

KI  
Attn: COM Storage  
1110 S. Mildred Ave.  
Ontario, CA 91761


### TM

KI Tupelo  
2112 South Green St.  
Tupelo, MS 38804





Ordering C.O.M., C.O.L., and C.O.V.  
Shipping Location



# LaResta® Day Bed

## General Information



Standard Built-In



Freestanding -  
Affina™ Arm



Freestanding - Perth® Arm



Freestanding -  
Soltice® Arm

### Features

One-piece design	•	•	•	•
One-step fold-down mechanism	•	•	•	•
Optional casters to provide mobility			•	•
Storage	•	•	•	•

### General Dimensions

Seat height	18-1/4"	18-1/4"	18-1/4"	18-1/4"
Back height	34"	34"	34"	34"
Arm height		26-1/2"	25-1/4"	27-1/2"
Individual arm width		4"	2-1/4"	2-1/2"
Sleep surface height	26"	26"	26"	26"

### Overall Dimensions

Standard built-in width	79-3/8"			
Freestanding width		84-1/4"	80-5/8"	81-1/8"
Arm depth		34"	31"	31"
Sleep surface	34" x 75"	34" x 75"	34" x 75"	34" x 75"

## SPECIFICATIONS

### Complimentary Furniture

The following lounge collections offer complimentary furniture that creates continuity and a cohesive look throughout a facility. These complimentary pieces can be found in other sections of the KI price list.

LARESTA® FSD model with PERTH® ARM - Perth® Healthcare, and Multiple Seating

LARESTA® FSD model with SOLTICE® ARM - Soltice® Healthcare, Multiple Seating, Guest, and Lounge Seating

## UPHOLSTERY INFORMATION

### C.O.M. Fabric

For C.O.M. fabric sent to KI-High Point on multiple rolls, add an additional yard of fabric per roll to the yardage requirements. Multiple rolls have shorter pieces of fabric on them and do not allow nesting and stacking of the fabric to achieve the best yield as is done with one large roll. This results in yardage shortages and requests for additional fabric from the client, which can hold up the order. For each roll that is sent, one yard needs to be added and needs to be added to one of the rolls, not separately.

### Fabric Disclaimer

Fabric will be applied as swatched by the fabric manufacturer. Fabric that is required to be applied differently than is swatched will need a Special Cost Request written specifying the direction the fabric is to be applied. The posted standard lead time will apply to the Special Cost Request.

## FINISH INFORMATION

### SPECIAL FINISH MATCHES

KI can match special finish requests at an upcharge of \$73 List per item, up to 12 or a maximum charge of \$881 List per order per color. Special finish requests must be sent to your KI customer service representative.

Upon receipt from KI, the finishing department will prepare a "strike-off" which will be sent to the customer for approval.

The approval form accompanying the strike-off should be faxed to your KI customer service representative. Upon receipt of the signed approval form, KI will proceed with the order. Disapproved samples may be sent back to KI directly with an explanation of disapproval. A Special Finish Number (SFN) will be assigned to this finish sample for future reference or reorders.



**Modern Style**

### Features

- One-piece design •
- One-step fold-down mechanism •
- Optional casters to provide mobility
- Storage •

### General Dimensions

Seat height	18-1/4"
Back height	32"
Arm height	24-1/2"
Individual arm width	5-1/2"
Sleep surface height	26"

### Overall Dimensions

Arm depth	31"
Sleep surface	32" x 75"
Modern width - no storage	87-1/4"
Modern width - storage one side	97-3/4"
Modern width - storage both sides	108-1/4"

### INFORMATION

#### Warranty

Refer to KI Terms & Conditions document or visit [ki.com](http://ki.com)

# LaResta® Day Bed

## Product Color Options

### Wood Finish - Core

Cherry Storm on Beech	BCX
Cinnamon on Beech	BCN
Cocoa on Beech	BCA
Eclipse Black on Beech	BEB
Florence Walnut on Beech	BFC
Kensington Maple on Maple	MMA
Monticello Maple on Beech	BMT
Natural on Beech	BNA
River Cherry on Beech	BRY

Kensington Maple requires an upcharge.

### Edge Color

Biltmore Cherry	EBT
Black	EBL
Brighton Walnut	EBW
Cherry Storm	ECX
Cocobala	ECC
Cool Grey	ECG
Florence Walnut	EFC
Frosty White	EFW
Italian Silver Ash	EIT
Kensington Maple	EKM
Misty Brown	EMY
Monticello Maple	EMT
Multiplex	EMB
River Cherry	ERY
Sand	ESA
Sterling Ash	EAZ
Warm Grey	EWG
Windsor Mahogany	EWY

### Drawer Pull Color

No pull	NDP
Blue grey	PLBG
Black	PLBL
Brushed nickel	PLBN
Sand	PLSD
Warm grey	PLWG

### Paint Color

Antique Vein	AV
Black	BL
Blue Grey	GR
Bronze Metallic	ZM
Cayenne	CY
Champagne Metallic	CM
Chocolate	CT
Chrome	CH
Cool Grey	CG
Cottonwood	CO
Espresso Metallic	EX
Flannel	FN
Grass Green	GN
Light Tone	LG
Mardi Gras	MG
Misty Brown	MY
Nemo	NE
Nickel Vein	NK
Nordic	ND
Poppy Red	PR
Purple Haze	PH
Rubber Ducky	RK
Sand	SA
Sky Blue	SK
Splash	SH
Starlight Silver Metallic	SX
Surf's Up	SP
Ultra Blue	UB
Warm Grey	WG
Wet Sand	WS
Zesty Lime	ZL
Special paint color (Contact KI)	SPECIAL

### Surface Finish - Laminate

Biltmore Cherry	LBT
Black	LBK
Brighton Walnut	LBW
Canyon Zephyr	LCA
Castle Oak	LCO
Casual Linen	LCU
Cherry Storm	LCX
Classic Linen	LCI
Cloud Zephyr	LCL
Cocobala	LCC
Coffee Bean	LCB
Crisp Linen	LRI
Desert Zephyr	LDZ
Dove Grey	LDG
Fired Steel	LIL
Flax Linen	LXF
Florence Walnut	LFC
Forged Steel	LOL
Frosty White	LFW
Graphite Nebula	LGN
Grey	LGE
High Rise	LHE
Hollyberry	LHY
Irish Linen	LIH
Island	LID
Italian Silver Ash	LIT
Kensington Maple	LKM
Lapis Blue	LLB
Markerboard White	LMK
Misted Zephyr	LMR
Monticello Maple	LMT
Nickel Evolv	LNV
North Sea	LNA
Ocean	LON
Orange Grove	LOE
Pearl Bisque	LPB
Pearl Silver	LPS
Pressed Linen	LPR
River Cherry	LRY
Rugged Linen	LRG
Satin Stainless	LSS
Shadow Zephyr	LSR
Silicon evolv	LSV
Sterling Ash	LAZ
Tailored Linen	LTL
Titanium evolv	LTV
White Nebula	LWL
White Sand	LWN
Windsor Mahogany	LWY

## Finish Cards

View color swatches for items listed within this document.

### Paints

### Plastics/Poly

### Wood/Veneer

### Laminates

### Molded Edges

### Edge Styles

### Hard Plastics

### Glass

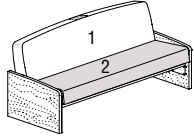
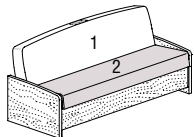
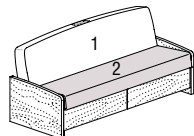
**KI**

**LaResta® Day Bed**  
Product Color Options

---

# LaResta® Day Bed

Built-In

	MODEL	Features	MODEL NUMBER							
			Basic Model	Non-Contrast or Fabric Contrast 1	Fabric Contrast 2	Paint Color	Laminate Color	Edge Color	Pull Option	
	<b>Built-In, Basic (Laminated Sides)</b>	Non-contrast	BIB/NC	<input type="checkbox"/> <input type="checkbox"/> <input type="checkbox"/> <input type="checkbox"/>		<input type="checkbox"/> <input type="checkbox"/>	<input type="checkbox"/> <input type="checkbox"/>			
		Contrast	BIB/FC	<input type="checkbox"/> <input type="checkbox"/> <input type="checkbox"/> <input type="checkbox"/>	<input type="checkbox"/> <input type="checkbox"/> <input type="checkbox"/> <input type="checkbox"/>	<input type="checkbox"/> <input type="checkbox"/>	<input type="checkbox"/> <input type="checkbox"/>			
LRSTA		<ul style="list-style-type: none"> <li>• Non-contrast C.O.M = 8.5 yd</li> <li>• 1 = Back (Fabric Contrast 1) C.O.M. = 4.5 yd</li> <li>• 2 = Seat (Fabric Contrast 2) C.O.M. = 3 yd</li> </ul>								
	<b>Built-In, Laminated Front Panel and Sides</b>	Non-contrast	BIP/NC	<input type="checkbox"/> <input type="checkbox"/> <input type="checkbox"/> <input type="checkbox"/>		<input type="checkbox"/> <input type="checkbox"/>	<input type="checkbox"/> <input type="checkbox"/>	<input type="checkbox"/> <input type="checkbox"/>		
		Contrast	BIP/FC	<input type="checkbox"/> <input type="checkbox"/> <input type="checkbox"/> <input type="checkbox"/>	<input type="checkbox"/> <input type="checkbox"/> <input type="checkbox"/> <input type="checkbox"/>	<input type="checkbox"/> <input type="checkbox"/>	<input type="checkbox"/> <input type="checkbox"/>	<input type="checkbox"/> <input type="checkbox"/>	<input type="checkbox"/> <input type="checkbox"/>	
LRSTA		<ul style="list-style-type: none"> <li>• Non-contrast C.O.M = 8.5 yd</li> <li>• 1 = Back (Fabric Contrast 1) C.O.M. = 4.5 yd</li> <li>• 2 = Seat (Fabric Contrast 2) C.O.M. = 3 yd</li> </ul>								
	<b>Built-In, Laminated Drawers and Sides</b>	Non-contrast	BID/NC	<input type="checkbox"/> <input type="checkbox"/> <input type="checkbox"/> <input type="checkbox"/>		<input type="checkbox"/> <input type="checkbox"/>	<input type="checkbox"/> <input type="checkbox"/>	<input type="checkbox"/> <input type="checkbox"/>	<input type="checkbox"/> <input type="checkbox"/> <input type="checkbox"/> <input type="checkbox"/>	
		Contrast	BID/FC	<input type="checkbox"/> <input type="checkbox"/> <input type="checkbox"/> <input type="checkbox"/>	<input type="checkbox"/> <input type="checkbox"/> <input type="checkbox"/> <input type="checkbox"/>	<input type="checkbox"/> <input type="checkbox"/>	<input type="checkbox"/> <input type="checkbox"/>	<input type="checkbox"/> <input type="checkbox"/>	<input type="checkbox"/> <input type="checkbox"/>	<input type="checkbox"/> <input type="checkbox"/> <input type="checkbox"/> <input type="checkbox"/>
LRSTA		<ul style="list-style-type: none"> <li>• Non-contrast C.O.M = 8.5 yd</li> <li>• 1 = Back (Fabric Contrast 1) C.O.M. = 4.5 yd</li> <li>• 2 = Seat (Fabric Contrast 2) C.O.M. = 3 yd</li> </ul>								
				<b>A</b>	<b>B</b>	<b>C</b>	<b>D</b>	<b>E</b>	<b>F</b>	<b>G</b>

## HOW TO ORDER

Indicate the following information on order form:

1. Quantity of each item.
2. Model number, including options. See "How To Build a Model Number".
3. Any special service required.

Note: • The  indicates that a choice is required.

- The absence of the  indicates that no choice is required.
- Alpha-numeric characters in place of  indicate that no other alternatives are available.

## HOW TO BUILD A MODEL NUMBER

- A** Select basic model.
- B** Select non-contrast or fabric contrast 1.  
Refer to [ki.com/fabrics](http://ki.com/fabrics)
- C** Select fabric contrast 2.  
Refer to [ki.com/fabrics](http://ki.com/fabrics)
- D** Select handle paint color.  
Refer to the **Product Color Options** page in this price list.
- E** Select laminate color.  
Refer to the **Product Color Options** page in this price list.
- F** Select edge color.  
Refer to the **Product Color Options** page in this price list.

**G** Select bowfront drawer pull color.

<b>PLBL</b>	- Black
<b>PLBG</b>	- Blue grey
<b>PLBN</b>	- Brushed nickel
<b>PLSD</b>	- Sand
<b>PLWG</b>	- Warm grey
<b>NDP</b>	- No pull



Approx. Packaged Weight	Grade C.O.M.	Grade C	Grade D	Grade E & C.O.L.	Grade F	Grade G	Grade H	Grade I	Grade J	Grade K	Grade L Leather	Grade M Leather
220.0#	\$ 4394	\$ 4732	\$ 4820	\$ 4929	\$ 5001	\$ 5145	\$ 5290	\$ 5468	\$ 5825	\$ 6182	\$ 6542	\$ 7258
220.0#	4507	4846	4932	5041	5114	5257	5401	5579	5937	6295	6655	7370
230.0#	\$ 4488	\$ 4827	\$ 4915	\$ 5025	\$ 5096	\$ 5240	\$ 5385	\$ 5561	\$ 5919	\$ 6277	\$ 6637	\$ 7354
230.0#	4600	4940	5029	5137	5209	5352	5495	5671	6031	6390	6749	7465
250.0#	\$ 4932	\$ 5272	\$ 5361	\$ 5471	\$ 5542	\$ 5686	\$ 5830	\$ 6008	\$ 6364	\$ 6723	\$ 7081	\$ 7799
250.0#	5045	5386	5475	5581	5656	5798	5940	6119	6477	6835	7195	7912

#### INFORMATION

Moisture Barrier	\$386
TB133	\$642

#### C.O.M. Requirements

C.O.M. yardage requirements listed above are based on plain goods 54" wide. If less than 54" wide or fabrics requiring matching (stripes, plaids, prints, large patterns), additional yardage will be needed. Consult C.O.M. matrix on the Ordering C.O.M. and C.O.L. page for additional yardage needed. For C.O.M. fabric sent to KI-High Point on multiple rolls, add an additional yard of fabric per roll to the yardage requirements.

#### C.O.L. Requirements

Figure 18 sq. ft. of leather (C.O.L.) for each yard shown (i.e., 4.75 x 18 = 85.5 sq. ft.).

#### Contrasting Upholstery

When contrasting fabric is chosen, price at highest in-grade.

#### Minimum Fabric/Leather Quantity

Minimum order for fabric is 1 yard. Minimum order for leather is 1 hide (approximately 50 sq. ft.).

#### Construction

Frame constructed of kiln-dried lumber, laminated hardwood plywood, and 14-gauge steel. Tight seats and backs are wrapped with multiple densities of polyurethane foam.

#### California TB133 Fire Safety Code

The above seating products can be manufactured using the appropriate flame-retardant materials and fabric selections for compliance to California Technical Bulletin 133. Add "FR" to end of model number and add upcharge. Please contact KI customer service for fabric compliance. Not available with moisture barrier. Nano-TEX treatments can be used when TB133 is required.

#### Powder Coat for Handle and Drawer Pull

See product color options page for standard powder coat selections. Additional KI powder coat colors are available at an \$1099 list upcharge per order.

#### Options

Available in leather as a special.

#### SPECIAL SERVICES

##### Special Carton Marking

With specially marked information N/C

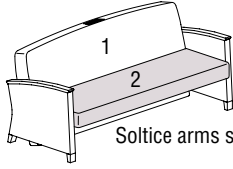
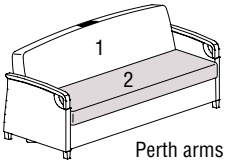
##### Shipping

Ships **assembled unless replacement parts which ship knocked down, FOB High Point, NC 27263, freight prepaid.** Freight class 125.

Specifications and prices are subject to change without prior notice.

# LaResta® Day Bed

Freestanding

Features	MODEL NUMBER										Approx. Packaged Weight
	Basic Model	Non-Contrast or Fabric Contrast 1	Fabric Contrast 2	Paint Color	Casters	Arm Cap	Wood Finish	Laminate Color	Edge Color		
 <p>Soltice arms shown</p>	Non-contrast	FSB/AF/NC	<input type="checkbox"/> <input type="checkbox"/> <input type="checkbox"/> <input type="checkbox"/>		<input type="checkbox"/> <input type="checkbox"/>	<input type="checkbox"/> <input type="checkbox"/>	<input type="checkbox"/> <input type="checkbox"/> <input type="checkbox"/> <input type="checkbox"/>	<input type="checkbox"/> <input type="checkbox"/>			375.0#
	Contrast	FSB/AF/FC	<input type="checkbox"/> <input type="checkbox"/> <input type="checkbox"/> <input type="checkbox"/>	<input type="checkbox"/> <input type="checkbox"/> <input type="checkbox"/> <input type="checkbox"/>	<input type="checkbox"/> <input type="checkbox"/>	<input type="checkbox"/> <input type="checkbox"/>	<input type="checkbox"/> <input type="checkbox"/> <input type="checkbox"/> <input type="checkbox"/>	<input type="checkbox"/> <input type="checkbox"/>			375.0#
	Non-contrast	FSB/PE/NC	<input type="checkbox"/> <input type="checkbox"/> <input type="checkbox"/> <input type="checkbox"/>		<input type="checkbox"/> <input type="checkbox"/>		<input type="checkbox"/> <input type="checkbox"/> <input type="checkbox"/> <input type="checkbox"/>	<input type="checkbox"/> <input type="checkbox"/>			235.0#
	Contrast	FSB/PE/FC	<input type="checkbox"/> <input type="checkbox"/> <input type="checkbox"/> <input type="checkbox"/>	<input type="checkbox"/> <input type="checkbox"/> <input type="checkbox"/> <input type="checkbox"/>	<input type="checkbox"/> <input type="checkbox"/>		<input type="checkbox"/> <input type="checkbox"/> <input type="checkbox"/> <input type="checkbox"/>	<input type="checkbox"/> <input type="checkbox"/>			235.0#
	Non-contrast	FSB/SL/NC	<input type="checkbox"/> <input type="checkbox"/> <input type="checkbox"/> <input type="checkbox"/>		<input type="checkbox"/> <input type="checkbox"/>	<input type="checkbox"/> <input type="checkbox"/>	<input type="checkbox"/> <input type="checkbox"/> <input type="checkbox"/> <input type="checkbox"/>	<input type="checkbox"/> <input type="checkbox"/>			235.0#
	Contrast	FSB/SL/FC	<input type="checkbox"/> <input type="checkbox"/> <input type="checkbox"/> <input type="checkbox"/>	<input type="checkbox"/> <input type="checkbox"/> <input type="checkbox"/> <input type="checkbox"/>	<input type="checkbox"/> <input type="checkbox"/>	<input type="checkbox"/> <input type="checkbox"/>	<input type="checkbox"/> <input type="checkbox"/> <input type="checkbox"/> <input type="checkbox"/>	<input type="checkbox"/> <input type="checkbox"/>			235.0#
<p>LRSTA</p> <p><b>Freestanding, Basic</b></p> <ul style="list-style-type: none"> <li>• Non-contrast C.O.M = 10.5 yd</li> <li>• 1 = Back and arms (Fabric Contrast 1) C.O.M. = 7.5 yd</li> <li>• 2 = Seat (Fabric Contrast 2) C.O.M. = 3 yd</li> <li>• AF = Affina™ arm</li> <li>• PE = Perth® arm</li> <li>• SL = Soltice® arm</li> </ul>											
 <p>Perth arms shown</p>	Non-contrast	FSP/AF/NC	<input type="checkbox"/> <input type="checkbox"/> <input type="checkbox"/> <input type="checkbox"/>		<input type="checkbox"/> <input type="checkbox"/>	<input type="checkbox"/> <input type="checkbox"/>	<input type="checkbox"/> <input type="checkbox"/> <input type="checkbox"/> <input type="checkbox"/>	<input type="checkbox"/> <input type="checkbox"/> <input type="checkbox"/> <input type="checkbox"/>	<input type="checkbox"/> <input type="checkbox"/>		375.0#
	Contrast	FSP/AF/FC	<input type="checkbox"/> <input type="checkbox"/> <input type="checkbox"/> <input type="checkbox"/>	<input type="checkbox"/> <input type="checkbox"/> <input type="checkbox"/> <input type="checkbox"/>	<input type="checkbox"/> <input type="checkbox"/>	<input type="checkbox"/> <input type="checkbox"/>	<input type="checkbox"/> <input type="checkbox"/> <input type="checkbox"/> <input type="checkbox"/>	<input type="checkbox"/> <input type="checkbox"/> <input type="checkbox"/> <input type="checkbox"/>	<input type="checkbox"/> <input type="checkbox"/> <input type="checkbox"/> <input type="checkbox"/>	<input type="checkbox"/> <input type="checkbox"/>	375.0#
	Non-contrast	FSP/PE/NC	<input type="checkbox"/> <input type="checkbox"/> <input type="checkbox"/> <input type="checkbox"/>		<input type="checkbox"/> <input type="checkbox"/>		<input type="checkbox"/> <input type="checkbox"/> <input type="checkbox"/> <input type="checkbox"/>	<input type="checkbox"/> <input type="checkbox"/> <input type="checkbox"/> <input type="checkbox"/>	<input type="checkbox"/> <input type="checkbox"/> <input type="checkbox"/> <input type="checkbox"/>	<input type="checkbox"/> <input type="checkbox"/>	245.0#
	Contrast	FSP/PE/FC	<input type="checkbox"/> <input type="checkbox"/> <input type="checkbox"/> <input type="checkbox"/>	<input type="checkbox"/> <input type="checkbox"/> <input type="checkbox"/> <input type="checkbox"/>	<input type="checkbox"/> <input type="checkbox"/>		<input type="checkbox"/> <input type="checkbox"/> <input type="checkbox"/> <input type="checkbox"/>	<input type="checkbox"/> <input type="checkbox"/> <input type="checkbox"/> <input type="checkbox"/>	<input type="checkbox"/> <input type="checkbox"/> <input type="checkbox"/> <input type="checkbox"/>	<input type="checkbox"/> <input type="checkbox"/>	245.0#
	Non-contrast	FSP/SL/NC	<input type="checkbox"/> <input type="checkbox"/> <input type="checkbox"/> <input type="checkbox"/>		<input type="checkbox"/> <input type="checkbox"/>	<input type="checkbox"/> <input type="checkbox"/>	<input type="checkbox"/> <input type="checkbox"/> <input type="checkbox"/> <input type="checkbox"/>	<input type="checkbox"/> <input type="checkbox"/> <input type="checkbox"/> <input type="checkbox"/>	<input type="checkbox"/> <input type="checkbox"/> <input type="checkbox"/> <input type="checkbox"/>	<input type="checkbox"/> <input type="checkbox"/>	245.0#
	Contrast	FSP/SL/FC	<input type="checkbox"/> <input type="checkbox"/> <input type="checkbox"/> <input type="checkbox"/>	<input type="checkbox"/> <input type="checkbox"/> <input type="checkbox"/> <input type="checkbox"/>	<input type="checkbox"/> <input type="checkbox"/>	<input type="checkbox"/> <input type="checkbox"/>	<input type="checkbox"/> <input type="checkbox"/> <input type="checkbox"/> <input type="checkbox"/>	<input type="checkbox"/> <input type="checkbox"/> <input type="checkbox"/> <input type="checkbox"/>	<input type="checkbox"/> <input type="checkbox"/> <input type="checkbox"/> <input type="checkbox"/>	<input type="checkbox"/> <input type="checkbox"/>	245.0#
<p>LRSTA</p> <p><b>Freestanding, Laminated Front Panel</b></p> <ul style="list-style-type: none"> <li>• Non-contrast C.O.M = 10.5 yd</li> <li>• 1 = Back and arms (Fabric Contrast 1) C.O.M. = 7.5 yd</li> <li>• 2 = Seat (Fabric Contrast 2) C.O.M. = 3 yd</li> <li>• AF = Affina™ arm</li> <li>• PE = Perth® arm</li> <li>• SL = Soltice® arm</li> </ul>											
<p><b>A</b>      <b>B</b>      <b>C</b>      <b>D</b>      <b>E</b>      <b>F</b>      <b>G</b>      <b>H</b>      <b>I</b></p>											

## HOW TO ORDER

Indicate the following information on order form:

1. Quantity of each item.
2. Model number, including options. See "How To Build a Model Number".
3. Any special service required.

Note: • The  indicates that a choice is required.

- The absence of the  indicates that no choice is required.
- Alpha-numeric characters in place of  indicate that no other alternatives are available.

## HOW TO BUILD A MODEL NUMBER

- A** Select basic model.
- B** Select non-contrast or fabric contrast 1. Refer to [ki.com/fabrics](http://ki.com/fabrics)
- C** Select fabric contrast 2. Refer to [ki.com/fabrics](http://ki.com/fabrics)
- D** Select frame color. Refer to the **Product Color Options** page in this price list.
- E** Select caster option.
 

<b>NCST</b>	- No casters
<b>FRCST</b>	- Casters-front locking/rear swivel; add \$144
- F** Select armcap option.
 

<b>NAC</b>	- No armcap
<b>PAC</b>	- Black poly (pair); add \$155
<b>WAC</b>	- Wood armcaps (pair); add \$166
<b>SAC</b>	- Solid surface; add \$721

Perth Arms: Standard wood armcap. No upcharge.

Affina Arms: Standard no armcap. Choice of solid surface or wood with upcharge. Solid surface armcap color is always Corian™ glacier white.

Soltice Arms: Standard wood armcap. Choice of poly with upcharge.

- G** Select wood finish color. Pick only if product has wood armcaps or "no casters" is selected. Refer to the **Product Color Options** page in this price list. For Kensington Maple add upcharge.
- H** Select laminate color. Refer to the **Product Color Options** page in this price list.
- I** Select edge color. Refer to the **Product Color Options** page in this price list.

## KENSINGTON MAPLE UPCHARGE

Kensington Maple requires extended leadtimes.

Model	
FSB/AF	\$64
FSB/PE	\$64
FSB/SL	\$64
FSD/AF	\$64
FSD/PE	\$64
FSD/SL	\$64
FSP/AF	\$64
FSP/PE	\$64
FSP/SL	\$64





Grade C.O.M.	Grade C	Grade D	Grade E & C.O.L.	Grade F	Grade G	Grade H	Grade I	Grade J	Grade K	Grade L Leather	Grade M Leather
\$ 4470	\$ 4887	\$ 4995	\$ 5133	\$ 5222	\$ 5397	\$ 5573	\$ 5794	\$ 6238	\$ 6681	\$ 7126	\$ 8008
4581	4998	5106	5245	5332	5508	5685	5905	6348	6792	7236	8119
4571	4987	5096	5233	5322	5497	5673	5894	6337	6780	7226	8108
4681	5098	5209	5345	5432	5609	5787	6008	6450	6893	7333	8219
4656	5075	5184	5321	5408	5585	5762	5981	6427	6868	7311	8195
4769	5186	5297	5431	5521	5698	5876	6093	6537	6980	7421	8309

\$ 4651	\$ 5070	\$ 5177	\$ 5315	\$ 5404	\$ 5578	\$ 5756	\$ 5977	\$ 6421	\$ 6863	\$ 7307	\$ 8191
4762	5180	5288	5426	5514	5689	5868	6088	6531	6974	7417	8302
4751	5170	5278	5415	5504	5678	5855	6077	6520	6962	7406	8291
4863	5281	5391	5527	5614	5791	5970	6189	6631	7074	7515	8402
4925	5346	5454	5589	5677	5854	6032	6252	6694	7138	7582	8467
5039	5457	5568	5701	5790	5968	6145	6364	6807	7250	7692	8579

## INFORMATION

Moisture Barrier	\$386
TB133	\$642

### C.O.M. Requirements

C.O.M. yardage requirements listed above are based on plain goods 54" wide. If less than 54" wide or fabrics requiring matching (stripes, plaids, prints, large patterns), additional yardage will be needed. Consult C.O.M. matrix on the Ordering C.O.M. and C.O.L. page for additional yardage needed. For C.O.M. fabric sent to KI-High Point on multiple rolls, add an additional yard of fabric per roll to the yardage requirements.

### C.O.L. Requirements

Figure 18 sq. ft. of leather (C.O.L.) for each yard shown (i.e., 4.75 x 18 = 85.5 sq. ft.).

### Contrasting Upholstery

When contrasting fabric is chosen, price at highest in-grade.

### Minimum Fabric/Leather Quantity

Minimum order for fabric is 1 yard. Minimum order for leather is 1 hide (approximately 50 sq. ft.).

### Construction

Frame constructed of kiln-dried lumber, laminated hardwood plywood, and 14-gauge steel. Tight seats and backs are wrapped with multiple densities of polyurethane foam.

### California TB133 Fire Safety Code

The above seating products can be manufactured using the appropriate flame-retardant materials and fabric selections for compliance to California Technical Bulletin 133. Add "FR" to end of model number and add upcharge. Please contact KI customer service for fabric compliance. Not available with moisture barrier. Nano-Text treatments can be used when TB133 is required.

### Powder Coat for Handle and Drawer Pull

See product color options page for standard powder coat selections. Additional KI powder coat colors are available at an \$1099 list upcharge per order.

### Options

Available in leather as a special.

## SPECIAL SERVICES

### Special Carton Marking

With specially marked information N/C

### Shipping

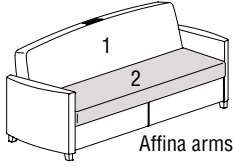
Ships **assembled unless replacement parts which ship knocked down, FOB High Point, NC 27263, freight prepaid.** Freight class 125.

Specifications and prices are subject to change without prior notice.

# LaResta® Day Bed

Freestanding

Features	MODEL NUMBER									
	Basic Model	Non-Contrast or Fabric Contrast 1	Fabric Contrast 2	Paint Color	Casters	Arm Cap	Wood Finish	Laminate Color	Edge Color	Pull Option
Non-contrast	FSD/AF/NC	<input type="checkbox"/> <input type="checkbox"/> <input type="checkbox"/> <input type="checkbox"/>		<input type="checkbox"/> <input type="checkbox"/>	<input type="checkbox"/> <input type="checkbox"/>	<input type="checkbox"/> <input type="checkbox"/> <input type="checkbox"/> <input type="checkbox"/>	<input type="checkbox"/> <input type="checkbox"/> <input type="checkbox"/> <input type="checkbox"/>	<input type="checkbox"/> <input type="checkbox"/> <input type="checkbox"/> <input type="checkbox"/>	<input type="checkbox"/> <input type="checkbox"/> <input type="checkbox"/> <input type="checkbox"/>	<input type="checkbox"/> <input type="checkbox"/> <input type="checkbox"/> <input type="checkbox"/>
Contrast	FSD/AF/FC	<input type="checkbox"/> <input type="checkbox"/> <input type="checkbox"/> <input type="checkbox"/>	<input type="checkbox"/> <input type="checkbox"/> <input type="checkbox"/> <input type="checkbox"/>	<input type="checkbox"/> <input type="checkbox"/>	<input type="checkbox"/> <input type="checkbox"/>	<input type="checkbox"/> <input type="checkbox"/> <input type="checkbox"/> <input type="checkbox"/>	<input type="checkbox"/> <input type="checkbox"/> <input type="checkbox"/> <input type="checkbox"/>	<input type="checkbox"/> <input type="checkbox"/> <input type="checkbox"/> <input type="checkbox"/>	<input type="checkbox"/> <input type="checkbox"/> <input type="checkbox"/> <input type="checkbox"/>	<input type="checkbox"/> <input type="checkbox"/> <input type="checkbox"/> <input type="checkbox"/>
Non-contrast	FSD/PE/NC	<input type="checkbox"/> <input type="checkbox"/> <input type="checkbox"/> <input type="checkbox"/>		<input type="checkbox"/> <input type="checkbox"/>	<input type="checkbox"/> <input type="checkbox"/>		<input type="checkbox"/> <input type="checkbox"/> <input type="checkbox"/> <input type="checkbox"/>	<input type="checkbox"/> <input type="checkbox"/> <input type="checkbox"/> <input type="checkbox"/>	<input type="checkbox"/> <input type="checkbox"/> <input type="checkbox"/> <input type="checkbox"/>	<input type="checkbox"/> <input type="checkbox"/> <input type="checkbox"/> <input type="checkbox"/>
Contrast	FSD/PE/FC	<input type="checkbox"/> <input type="checkbox"/> <input type="checkbox"/> <input type="checkbox"/>	<input type="checkbox"/> <input type="checkbox"/> <input type="checkbox"/> <input type="checkbox"/>	<input type="checkbox"/> <input type="checkbox"/>	<input type="checkbox"/> <input type="checkbox"/>		<input type="checkbox"/> <input type="checkbox"/> <input type="checkbox"/> <input type="checkbox"/>	<input type="checkbox"/> <input type="checkbox"/> <input type="checkbox"/> <input type="checkbox"/>	<input type="checkbox"/> <input type="checkbox"/> <input type="checkbox"/> <input type="checkbox"/>	<input type="checkbox"/> <input type="checkbox"/> <input type="checkbox"/> <input type="checkbox"/>
Non-contrast	FSD/SL/NC	<input type="checkbox"/> <input type="checkbox"/> <input type="checkbox"/> <input type="checkbox"/>		<input type="checkbox"/> <input type="checkbox"/>	<input type="checkbox"/> <input type="checkbox"/>	<input type="checkbox"/> <input type="checkbox"/> <input type="checkbox"/> <input type="checkbox"/>	<input type="checkbox"/> <input type="checkbox"/> <input type="checkbox"/> <input type="checkbox"/>	<input type="checkbox"/> <input type="checkbox"/> <input type="checkbox"/> <input type="checkbox"/>	<input type="checkbox"/> <input type="checkbox"/> <input type="checkbox"/> <input type="checkbox"/>	<input type="checkbox"/> <input type="checkbox"/> <input type="checkbox"/> <input type="checkbox"/>
Contrast	FSD/SL/FC	<input type="checkbox"/> <input type="checkbox"/> <input type="checkbox"/> <input type="checkbox"/>	<input type="checkbox"/> <input type="checkbox"/> <input type="checkbox"/> <input type="checkbox"/>	<input type="checkbox"/> <input type="checkbox"/>	<input type="checkbox"/> <input type="checkbox"/>	<input type="checkbox"/> <input type="checkbox"/> <input type="checkbox"/> <input type="checkbox"/>	<input type="checkbox"/> <input type="checkbox"/> <input type="checkbox"/> <input type="checkbox"/>	<input type="checkbox"/> <input type="checkbox"/> <input type="checkbox"/> <input type="checkbox"/>	<input type="checkbox"/> <input type="checkbox"/> <input type="checkbox"/> <input type="checkbox"/>	<input type="checkbox"/> <input type="checkbox"/> <input type="checkbox"/> <input type="checkbox"/>



Affina arms shown

LRSTA

### Freestanding, Laminated Drawers

- Non-contrast C.O.M = 10.5 yd
- 1 = Back and arms (Fabric Contrast 1) C.O.M. = 7.5 yd
- 2 = Seat (Fabric Contrast 2) C.O.M. = 3 yd
- AF = Affina™ arm
- PE = Perth® arm
- SL = Soltice® arm

**A**      **B**      **C**      **D**      **E**      **F**      **G**      **H**      **I**      **J**

## HOW TO ORDER

Indicate the following information on order form:

1. Quantity of each item.
2. Model number, including options. See "How To Build a Model Number".
3. Any special service required.

Note: • The  indicates that a choice is required.

- The absence of the  indicates that no choice is required.
- Alpha-numeric characters in place of  indicate that no other alternatives are available.

## HOW TO BUILD A MODEL NUMBER

**A** Select basic model.

**B** Select non-contrast or fabric contrast 1.  
Refer to [ki.com/fabrics](http://ki.com/fabrics)

**C** Select fabric contrast 2.  
Refer to [ki.com/fabrics](http://ki.com/fabrics)

**D** Select frame color.  
Refer to the **Product Color Options** page in this price list.

**E** Select caster option.  
**NCST** - No casters  
**FRCST** - Casters-front locking/rear swivel; add \$144

**F** Select armcap option.  
**NAC** - No armcap  
**PAC** - Black poly (pair); add \$155  
**WAC** - Wood armcaps (pair); add \$166  
**SAC** - Solid surface; add \$721

Perth Arms: Standard wood armcap. No upcharge.

Affina Arms: Standard no armcap. Choice of solid surface or wood with upcharge. Solid surface armcap color is always Corian™ glacier white.

Soltice Arms: Standard wood armcap. Choice of poly with upcharge.

**G** Select wood finish color.  
Pick only if product has wood armcaps or "no casters" is selected.  
Refer to the **Product Color Options** page in this price list.  
For Kensington Maple add upcharge.

**H** Select laminate color.  
Refer to the **Product Color Options** page in this price list.

**I** Select edge color.  
Refer to the **Product Color Options** page in this price list.

**J** Select bowfront drawer pull color.

<b>PLBL</b>	- Black
<b>PLBG</b>	- Blue grey
<b>PLBN</b>	- Brushed nickel
<b>PLSD</b>	- Sand
<b>PLWG</b>	- Warm grey
<b>NDP</b>	- No pull



Approx. Packaged Weight	Grade C.O.M.	Grade C	Grade D	Grade E & C.O.L.	Grade F	Grade G	Grade H	Grade I	Grade J	Grade K	Grade L Leather	Grade M Leather
375.0#	\$ 5124	\$ 5543	\$ 5653	\$ 5787	\$ 5875	\$ 6053	\$ 6231	\$ 6451	\$ 6893	\$ 7333	\$ 7776	\$ 8663
375.0#	5234	5654	5764	5898	5986	6163	6341	6561	7004	7444	7886	8773
260.0#	5223	5644	5753	5885	5975	6152	6329	6550	6992	7434	7876	8763
260.0#	5335	5755	5864	5998	6088	6266	6441	6661	7104	7545	7988	8874
260.0#	5332	5752	5859	5995	6085	6261	6438	6657	7100	7542	7984	8870
260.0#	5443	5861	5972	6108	6198	6372	6550	6768	7212	7654	8098	8984

### KENSINGTON MAPLE UPCHARGE

Kensington Maple requires extended leadtimes.

Model	
FSB/AF	\$64
FSB/PE	\$64
FSB/SL	\$64
FSD/AF	\$64
FSD/PE	\$64
FSD/SL	\$64
FSP/AF	\$64
FSP/PE	\$64
FSP/SL	\$64

### INFORMATION

Moisture Barrier	\$386
TB133	\$642

### C.O.M. Requirements

C.O.M. yardage requirements listed above

are based on plain goods 54" wide. If less than 54" wide or fabrics requiring matching (stripes, plaids, prints, large patterns), additional yardage will be needed. Consult C.O.M. matrix on the Ordering C.O.M. and C.O.L. page for additional yardage needed. For C.O.M. fabric sent to KI-High Point on multiple rolls, add an additional yard of fabric per roll to the yardage requirements.

### C.O.L. Requirements

Figure 18 sq. ft. of leather (C.O.L.) for each yard shown (i.e., 4.75 x 18 = 85.5 sq. ft.).

### Contrasting Upholstery

When contrasting fabric is chosen, price at highest in-grade.

### Minimum Fabric/Leather Quantity

Minimum order for fabric is 1 yard. Minimum order for leather is 1 hide (approximately 50 sq. ft.).

### Construction

Frame constructed of kiln-dried lumber,

laminated hardwood plywood, and 14-gauge steel. Tight seats and backs are wrapped with multiple densities of polyurethane foam.

### California TB133 Fire Safety Code

The above seating products can be manufactured using the appropriate flame-retardant materials and fabric selections for compliance to California Technical Bulletin 133. Add "FR" to end of model number and add upcharge. Please contact KI customer service for fabric compliance. Not available with moisture barrier. Nano-Tex treatments can be used when TB133 is required.

### Powder Coat for Handle and Drawer Pull

See product color options page for standard powder coat selections. Additional KI powder coat colors are available at an \$1099 list upcharge per order.

### Options

Available in leather as a special.

### SPECIAL SERVICES

#### Special Carton Marking

With specially marked information N/C

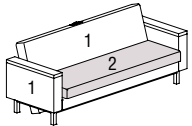
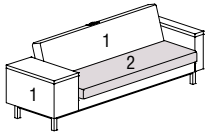
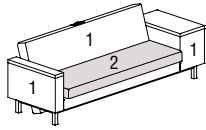
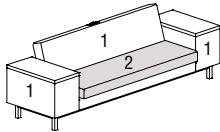
#### Shipping

Ships **assembled unless replacement parts which ship knocked down, FOB High Point, NC 27263, freight prepaid**. Freight class 125.

Specifications and prices are subject to change without prior notice.

# LaResta® Day Bed

Modern

MODEL	Features	MODEL NUMBER						Approx. Packaged Weight	
		Basic Model	Non-Contrast or Fabric Contrast 1	Fabric Contrast 2	Paint Color	Laminate Color	Edge Color		
 <p>LRSTA</p>	<b>Modern, No Storage</b> • Non-contrast C.O.M = 10.5 yd • 1 = Back, arms, and lower front panel (Fabric Contrast 1) C.O.M. = 7.25 yd • 2 = Seat (Fabric Contrast 2) C.O.M. = 3 yd	Non-contrast	FNS/NC	<input type="checkbox"/> <input type="checkbox"/> <input type="checkbox"/> <input type="checkbox"/>		<input type="checkbox"/> <input type="checkbox"/>	<input type="checkbox"/> <input type="checkbox"/> <input type="checkbox"/> <input type="checkbox"/>	<input type="checkbox"/> <input type="checkbox"/> <input type="checkbox"/> <input type="checkbox"/>	255.0#
		Contrast	FNS/FC	<input type="checkbox"/> <input type="checkbox"/> <input type="checkbox"/> <input type="checkbox"/>	<input type="checkbox"/> <input type="checkbox"/> <input type="checkbox"/> <input type="checkbox"/>	<input type="checkbox"/> <input type="checkbox"/>	<input type="checkbox"/> <input type="checkbox"/> <input type="checkbox"/> <input type="checkbox"/>	<input type="checkbox"/> <input type="checkbox"/> <input type="checkbox"/> <input type="checkbox"/>	255.0#
 <p>LRSTA</p>	<b>Modern, Storage Left Side</b> • 1 = Back, arms, and lower front panel (Fabric Contrast 1) C.O.M. = 7.5 yd • 2 = Seat (Fabric Contrast 2) C.O.M. = 3 yd	Non-contrast	FS1/LFS/NC	<input type="checkbox"/> <input type="checkbox"/> <input type="checkbox"/> <input type="checkbox"/>		<input type="checkbox"/> <input type="checkbox"/>	<input type="checkbox"/> <input type="checkbox"/> <input type="checkbox"/> <input type="checkbox"/>	<input type="checkbox"/> <input type="checkbox"/> <input type="checkbox"/> <input type="checkbox"/>	290.0#
		Contrast	FS1/LFS/FC	<input type="checkbox"/> <input type="checkbox"/> <input type="checkbox"/> <input type="checkbox"/>	<input type="checkbox"/> <input type="checkbox"/> <input type="checkbox"/> <input type="checkbox"/>	<input type="checkbox"/> <input type="checkbox"/>	<input type="checkbox"/> <input type="checkbox"/> <input type="checkbox"/> <input type="checkbox"/>	<input type="checkbox"/> <input type="checkbox"/> <input type="checkbox"/> <input type="checkbox"/>	290.0#
 <p>LRSTA</p>	<b>Modern, Storage Right Side</b> • Non-contrast C.O.M = 11 yd • 1 = Back, arms, and lower front panel (Fabric Contrast 1) C.O.M. = 7.5 yd • 2 = Seat (Fabric Contrast 2) C.O.M. = 3 yd	Non-contrast	FS1/RFS/NC	<input type="checkbox"/> <input type="checkbox"/> <input type="checkbox"/> <input type="checkbox"/>		<input type="checkbox"/> <input type="checkbox"/>	<input type="checkbox"/> <input type="checkbox"/> <input type="checkbox"/> <input type="checkbox"/>	<input type="checkbox"/> <input type="checkbox"/> <input type="checkbox"/> <input type="checkbox"/>	290.0#
		Contrast	FS1/RFS/FC	<input type="checkbox"/> <input type="checkbox"/> <input type="checkbox"/> <input type="checkbox"/>	<input type="checkbox"/> <input type="checkbox"/> <input type="checkbox"/> <input type="checkbox"/>	<input type="checkbox"/> <input type="checkbox"/>	<input type="checkbox"/> <input type="checkbox"/> <input type="checkbox"/> <input type="checkbox"/>	<input type="checkbox"/> <input type="checkbox"/> <input type="checkbox"/> <input type="checkbox"/>	290.0#
 <p>LRSTA</p>	<b>Modern, Storage Both Sides</b> • Non-contrast C.O.M = 11.25 yd • 1 = Back, arms, and lower front panel (Fabric Contrast 1) C.O.M. = 8.25 yd • 2 = Seat (Fabric Contrast 2) C.O.M. = 3 yd	Non-contrast	FSS/NC	<input type="checkbox"/> <input type="checkbox"/> <input type="checkbox"/> <input type="checkbox"/>		<input type="checkbox"/> <input type="checkbox"/>	<input type="checkbox"/> <input type="checkbox"/> <input type="checkbox"/> <input type="checkbox"/>	<input type="checkbox"/> <input type="checkbox"/> <input type="checkbox"/> <input type="checkbox"/>	325.0#
		Contrast	FSS/FC	<input type="checkbox"/> <input type="checkbox"/> <input type="checkbox"/> <input type="checkbox"/>	<input type="checkbox"/> <input type="checkbox"/> <input type="checkbox"/> <input type="checkbox"/>	<input type="checkbox"/> <input type="checkbox"/>	<input type="checkbox"/> <input type="checkbox"/> <input type="checkbox"/> <input type="checkbox"/>	<input type="checkbox"/> <input type="checkbox"/> <input type="checkbox"/> <input type="checkbox"/>	325.0#

A

B

C

D

E

F

## HOW TO ORDER

Indicate the following information on order form:

- Quantity of each item.
- Model number, including options. See "How To Build a Model Number".
- Any special service required.

Note: • The  indicates that a choice is required.

- The absence of the  indicates that no choice is required.
- Alpha-numeric characters in place of  indicate that no other alternatives are available.

## HOW TO BUILD A MODEL NUMBER

- Select basic model.
- Select non-contrast or fabric contrast 1.  
Refer to [ki.com/fabrics](http://ki.com/fabrics)
- Select fabric contrast 2.  
Refer to [ki.com/fabrics](http://ki.com/fabrics)
- Select frame color.  
Refer to the **Product Color Options** page in this price list.
- Select laminate color.  
Refer to the **Product Color Options** page in this price list.
- Select edge color.  
Refer to the **Product Color Options** page in this price list.



Grade C.O.M.	Grade C	Grade D	Grade E & C.O.L.	Grade F	Grade G	Grade H	Grade I	Grade J	Grade K	Grade L Leather	Grade M Leather
\$ 4467	\$ 4885	\$ 4994	\$ 5131	\$ 5220	\$ 5396	\$ 5574	\$ 5792	\$ 6237	\$ 6679	\$ 7123	\$ 8008
4579	4998	5106	5243	5332	5508	5686	5905	6348	6790	7234	8118
\$ 4805	\$ 5245	\$ 5359	\$ 5498	\$ 5593	\$ 5778	\$ 5963	\$ 6196	\$ 6657	\$ 7123	\$ 7587	\$ 8512
4916	5356	5472	5610	5703	5888	6076	6307	6768	7234	7696	8625
\$ 4805	\$ 5245	\$ 5359	\$ 5498	\$ 5593	\$ 5778	\$ 5963	\$ 6196	\$ 6657	\$ 7123	\$ 7587	\$ 8512
4916	5356	5472	5610	5703	5888	6076	6307	6768	7234	7696	8625
\$ 4831	\$ 5271	\$ 5387	\$ 5527	\$ 5618	\$ 5805	\$ 5990	\$ 6219	\$ 6685	\$ 7147	\$ 7614	\$ 8540
4945	5385	5497	5639	5730	5918	6102	6333	6797	7259	7725	8652

## INFORMATION

Moisture Barrier \$386  
 TB133 \$642

### C.O.M. Requirements

C.O.M. yardage requirements listed above are based on plain goods 54" wide. If less than 54" wide or fabrics requiring matching (stripes, plaids, prints, large patterns), additional yardage will be needed. Consult C.O.M. matrix on the Ordering C.O.M. and C.O.L. page for additional yardage needed. For C.O.M. fabric sent to KI-High Point on multiple rolls, add an additional yard of fabric per roll to the yardage requirements.

### C.O.L. Requirements

Figure 18 sq. ft. of leather (C.O.L.) for each yard shown (i.e., 4.75 x 18 = 85.5 sq. ft.).

### Contrasting Upholstery

When contrasting fabric is chosen, price at highest in-grade.

### Minimum Fabric/Leather Quantity

Minimum order for fabric is 1 yard. Minimum order for leather is 1 hide (approximately 50 sq. ft.).

### Construction

Frame constructed of kiln-dried lumber, laminated hardwood plywood, and 14-gauge steel. Tight seats and backs are wrapped with multiple densities of polyurethane foam.

### California TB133 Fire Safety Code

The above seating products can be manufactured using the appropriate flame-retardant materials and fabric selections for compliance to California Technical Bulletin 133. Add "FR" to end of model number and add upcharge. Please contact KI customer service for fabric compliance. Not available with moisture barrier. Nano-Text treatments can be used when TB133 is required.

### Powder Coat for Handle and Drawer Pull

See product color options page for standard powder coat selections. Additional KI powder coat colors are available at an \$1099 list upcharge per order.

### Options

Available in leather as a special.

## SPECIAL SERVICES

### Special Carton Marking

With specially marked information N/C

### Shipping

Ships **assembled unless replacement parts which ship knocked down, FOB High Point, NC 27263, freight prepaid.** Freight class 125.

Specifications and prices are subject to change without prior notice.

## Perth®

## General Information



Lounge Sleeper



Loveseat Sleeper



Recliner



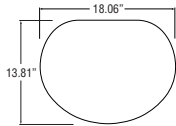
Recliner Wall Saver

Patient Chair  
(Open Arm)**General Dimensions**

Seat width	27-1/2"	56"	24-1/2"	23-1/2"	20-1/2"
Seat depth	20"	20"	20-3/4"	20-1/2"	19-1/2"
Seat height	17-1/2"	17-1/2"	19"	19"	19-1/2"
Arm Height	26"	26"	25-1/2"	25-1/2"	26"
Sleep surface width	27-1/2"	27-1/2" LFS/RFS - 56" DS			
Sleep surface depth	77"	77" LFS/RFS/DS			
Sleep surface thickness	3-1/2"	3-1/2" LFS/RFS/DS			
Full recline depth			67-1/4"	63"	

**Overall Dimensions**

Width	31-1/2"	60-1/2"	28-3/4"	28"	23-1/2"
Depth	37-1/2"	37-1/2"	36"	34"	27-1/4"
Height	33-1/2"	33-1/2"	44"	41"	42-1/2"
Depth in sleep position	82"	82"			

**Tablet Arm Option**Side-Mounted Articulating  
Tablet**SPECIFICATIONS****Complimentary Furniture**

The following lounge collections offer complimentary furniture that creates continuity and a cohesive look throughout a facility. These complimentary pieces can be found in other sections of the KI price list.

PERTH® HEALTHCARE SEATING - Perth® Multiple Seating, LaResta® Day Bed (FSD/PE)

**UPHOLSTERY INFORMATION****C.O.M. Fabric**

For C.O.M. fabric sent to KI-High Point on multiple rolls, add an additional yard of fabric per roll to the yardage requirements. Multiple rolls have shorter pieces of fabric on them and do not allow nesting and stacking of the fabric to achieve the best yield as is done with one large roll. This results in yardage shortages and requests for additional fabric from the client, which can hold up the order. For each roll that is sent, one yard needs to be added and needs to be added to one of the rolls, not separately.

**Fabric Disclaimer**

Fabric will be applied as swatched by the fabric manufacturer. Fabric that is required to be applied differently than is swatched will need a Special Cost Request written specifying the direction the fabric is to be applied. The posted standard lead time will apply to the Special Cost Request.

**FINISH INFORMATION****SPECIAL FINISH MATCHES**

KI can match special finish requests at an upcharge of \$73 List per item, up to 12 or a maximum charge of \$881 List per order per color. Special finish requests must be sent to your KI customer service representative.

Upon receipt from KI, the finishing department will prepare a "strike-off" which will be sent to the customer for approval.

The approval form accompanying the strike-off should be faxed to your KI customer service representative. Upon receipt of the signed approval form, KI will proceed with the order. Disapproved samples may be sent back to KI directly with an explanation of disapproval. A Special Finish Number (SFN) will be assigned to this finish sample for future reference or reorders.


**Patient Chair  
(Closed Arm)**

**Motion Patient Chair  
(Open Arm)**

**Patient Chair Ottoman**

**Bariatric Chair  
(Open Arm)**

**Glider  
(Closed Arm)**
**General Dimensions**

Seat width	20-1/2"	20-3/4"		29-3/4"	21-1/4"
Seat depth	19-1/2"	18-1/2"		19-3/4"	20"
Seat height	19-1/2"	18-3/4"		19-3/4"	19"
Arm Height	26"	24"		25-1/2"	24-1/2"
Minimum glide range					11"
Minimum distance from wall					9-1/2"

**Overall Dimensions**

Width	23-1/2"	24-3/4"	19-1/4"	32-3/4"	24-1/4"
Depth	27-1/4"	29"	21-1/4"	25-1/2"	26-1/2"
Height	42-1/2"	43-1/2"	13-1/4"	34"	41-1/2"

**INFORMATION**
**Warranty**

 Refer to KI Terms & Conditions document  
 or visit [ki.com](http://ki.com)

**Wood Finish - Core**

Cherry Storm on Beech	BCX
Cinnamon on Beech	BCN
Cocoa on Beech	BCA
Eclipse Black on Beech	BEB
Florence Walnut on Beech	BFC
Kensington Maple on Maple	MMA
Monticello Maple on Beech	BMT
Natural on Beech	BNA
River Cherry on Beech	BRY

Kensington Maple requires an upcharge.

**Veneer Wood Finish - Core**

Cherry Storm on Beech	BCX2
Cinnamon on Beech	BCN2
Cocoa on Beech	BCA2
Eclipse Black on Beech	BEB2
Kensington Maple on Maple	MMA2
Monticello Maple on Beech	BMT2
Natural on Beech	BNA2
River Cherry on Beech	BRY2

**Drawer Pull Color**

Blue Grey	PLBG
Gloss Black (standard)	PLBK
Sand	PLSD
Warm Grey	PLWG

**Surface Finish - Laminate**

Biltmore Cherry	LBT
Black	LBK
Brighton Walnut	LBW
Canyon Zephyr	LCA
Castle Oak	LCO
Casual Linen	LCU
Cherry Storm	LCX
Classic Linen	LCI
Cloud Zephyr	LCL
Cocobala	LCC
Coffee Bean	LCB
Crisp Linen	LRI
Desert Zephyr	LDZ
Dove Grey	LDG
Fired Steel	LIL
Flax Linen	LXF
Florence Walnut	LFC
Forged Steel	LOL
Frosty White	LFW
Graphite Nebula	LGN
Grey	LGE
High Rise	LHE
Hollyberry	LHY
Irish Linen	LIH
Island	LID
Italian Silver Ash	LIT
Kensington Maple	LKM
Lapis Blue	LLB
Markerboard White	LMK
Misted Zephyr	LMR
Monticello Maple	LMT
Nickel Evolv	LNV
North Sea	LNA
Ocean	LON
Orange Grove	LOE
Pearl Bisque	LPB
Pearl Silver	LPS
Pressed Linen	LPR
River Cherry	LRY
Rugged Linen	LRG
Satin Stainless	LSS
Shadow Zephyr	LSR
Silicon evolv	LSV
Sterling Ash	LAZ
Tailored Linen	LTL
Titanium evolv	LTV
White Nebula	LWL
White Sand	LWN
Windsor Mahogany	LWY

**Finish Cards**

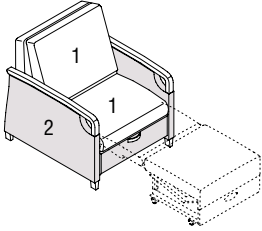
View color swatches for items listed within this document.

**Paints****Plastics/Poly****Wood/Veneer****Laminates****Molded Edges****Edge Styles****Hard Plastics****Glass**





# Perth™ Sleeper

Features	MODEL NUMBER										Approx. Packaged Weight
	Basic Model	Non-Contrast or Fabric Contrast 1	Fabric Contrast 2	Pull Color	Wood Finish	Casters	Arm Cap	Fire Code	Moisture Barrier		
	Non-contrast	PLS/NC	<input type="checkbox"/> <input type="checkbox"/> <input type="checkbox"/> <input type="checkbox"/>		<input type="checkbox"/> <input type="checkbox"/>	<input type="checkbox"/> <input type="checkbox"/>	<input type="checkbox"/> <input type="checkbox"/> <input type="checkbox"/> <input type="checkbox"/>	<input type="checkbox"/> <input type="checkbox"/>	<input type="checkbox"/> <input type="checkbox"/>	<input type="checkbox"/> <input type="checkbox"/>	175.0#
	Contrast	PLS/FC	<input type="checkbox"/> <input type="checkbox"/> <input type="checkbox"/> <input type="checkbox"/>	<input type="checkbox"/> <input type="checkbox"/> <input type="checkbox"/> <input type="checkbox"/>	<input type="checkbox"/> <input type="checkbox"/>	<input type="checkbox"/> <input type="checkbox"/>	<input type="checkbox"/> <input type="checkbox"/> <input type="checkbox"/> <input type="checkbox"/>	<input type="checkbox"/> <input type="checkbox"/>	<input type="checkbox"/> <input type="checkbox"/>	<input type="checkbox"/> <input type="checkbox"/>	<input type="checkbox"/> <input type="checkbox"/>
<p><b>PRLS</b> <b>Lounge Sleeper</b></p> <ul style="list-style-type: none"> <li>• Non-contrast C.O.M = 8.25 yd</li> <li>• 1 = Seat and back/sleep surface (Fabric Contrast 1) C.O.M. = 3.75 yd</li> <li>• 2 = Arms and frame (Fabric Contrast 2) C.O.M. = 4.5 yd</li> </ul> <hr/> <ul style="list-style-type: none"> <li>• Optional uph armcap (Fabric Contrast 1) C.O.M. = 1 yd/pair</li> </ul>											
<p><b>PRRP</b> <b>Lounge Sleeper Replacement Seat &amp; Back Cushions</b></p> <ul style="list-style-type: none"> <li>• Non-contrast C.O.M = 3.75 yd</li> </ul>	Non-contrast	PLSC	<input type="checkbox"/> <input type="checkbox"/> <input type="checkbox"/> <input type="checkbox"/>					<input type="checkbox"/> <input type="checkbox"/>	<input type="checkbox"/> <input type="checkbox"/>		25.0#
			<b>A</b>	<b>B</b>	<b>C</b>	<b>D</b>	<b>E</b>	<b>F</b>	<b>G</b>	<b>H</b>	<b>I</b>

## HOW TO ORDER

Indicate the following information on order form:

1. Quantity of each item.
2. Model number, including options. See "How To Build a Model Number".
3. Any special service required.

Note: • The  indicates that a choice is required.

- The absence of the  indicates that no choice is required.
- Alpha-numeric characters in place of  indicate that no other alternatives are available.

## HOW TO BUILD A MODEL NUMBER

**A** Select basic model.

**B** Select non-contrast or fabric contrast 1. Refer to [ki.com/fabrics](http://ki.com/fabrics)

**C** Select fabric contrast 2. Refer to [ki.com/fabrics](http://ki.com/fabrics)

**D** Select pull handle color. Refer to the **Product Color Options** page in this price list.

**E** Select wood finish color.\* Refer to the **Product Color Options** page in this price list.  
\*For Kensington Maple add upcharge.

**F** Select casters.  
**NCST** - No casters (standard)  
**FRCST** - Locking casters-fixed front/rear swivel; add \$148

**G** Select armcaps.

**WAC** - Wood armcaps (pair)  
**UAC** - Upholstered (pair); add \$148  
**PAC** - Polyurethane (pair); add \$205  
Armcap upholstery matches seat back fabric selection.

**H** Select fire code.

**NFR** - Compliance to TB 117-2013  
**FR** - Compliance to TB 133  
See pricing column for TB133 upcharge.

**I** Select moisture barrier.

**NMB** - No moisture barrier  
**MB** - Moisture barrier  
See pricing column for moisture barrier upcharge.



Grade C.O.M.	Grade C	Grade D	Grade E & C.O.L.	Grade F	Grade G	Grade H	Grade I	Grade J	Grade K	Grade L Leather	Grade M Leather	TB133 add to list price	Moisture Barrier add to list price
\$ 3132	\$ 3189	\$ 3279	\$ 3388	\$ 3463	\$ 3609	\$ 3754	\$ 3936	\$ 4302	\$ 4669	\$ 5032	\$ 5764	\$ 417	\$ 148
3192	3249	3340	3448	3522	3668	3813	3997	4363	4729	5095	5826	417	148
\$ 760	\$ 801	\$ 876	\$ 961	\$ 1029	\$ 1145	\$ 1259	\$ 1498	\$ 1789	\$ 2090	\$ 2382	\$ 2980	\$ 153	\$ 194

**KENSINGTON MAPLE UPCHARGE**

Kensington Maple requires extended leadtimes.

Model	
PLS/NC	\$34
PLS/FC	\$34
PLSS/LFS/NC	\$34
PLSS/RFS/NC	\$34
PLSS/DS/NC	\$34
PLSS/LFS/FC	\$34
PLSS/RFS/FC	\$34
PLSS/DS/FC	\$34

**INFORMATION**

**California TB133 Fire Safety Code**

The above seating products can be manufactured using the appropriate flame-retardant materials and fabric selections for compliance to California Technical Bulletin 133. Please contact KI customer service for fabric compliance. Not available with moisture barrier.

**C.O.M. Requirements**

C.O.M. yardage requirements listed above are based on plain goods 54" wide. If less than 54" wide or fabrics requiring matching (stripes, plaids, prints, large patterns), additional yardage will be needed. Consult C.O.M. matrix on the Ordering C.O.M. and C.O.L. page for additional yardage needed. For C.O.M. fabric sent to KI-High Point on multiple rolls, add an additional yard of fabric per roll to the yardage requirements.

**C.O.L. Requirements**

Figure 18 sq. ft. of leather (C.O.L.) for each yard shown (i.e., 4.75 x 18 = 85.5 sq. ft.).

**Contrasting Upholstery**

When contrasting fabric is chosen, price at highest in-grade.

**Minimum Fabric/Leather Quantity**

Minimum order for fabric is 1 yard. Minimum order for leather is 1 hide (approximately 50 sq. ft.).

**Moisture Barrier**

Moisture barrier is applied underneath the fabric cover as a means of protecting the foam. Not available with TB133.

**California TB133 Fire Safety Code**

The above seating products can be manufactured using the appropriate flame-retardant materials and fabric selections for compliance to California Technical Bulletin 133. Please contact KI customer service for fabric compliance. Not available with moisture barrier.

**Construction**

Seat and back frame constructed of welded structural steel. Arms constructed of kiln-dried hardwood. Arms are not field replaceable. Cushions constructed of multiple densities of polyurethane foam. Storage boxes constructed of laminated plywood, black paint standard.

**SPECIAL SERVICES**

**Special Carton Marking**

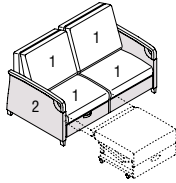
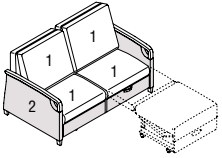
With specially marked information N/C

**Shipping**

Ships assembled, FOB High Point, NC 27263, freight prepaid. Freight class 125.

Specifications and prices are subject to change without prior notice.

# Perth™ Sleeper

MODEL	Features	MODEL NUMBER								
		Basic Model	Non-Contrast or Fabric Contrast 1	Fabric Contrast 2	Pull Color	Wood Finish	Arm Cap	Fire Code	Moisture Barrier	
 <p><b>Loveseat Sleeper - LFS (Open, Left Side Facing)</b></p> <ul style="list-style-type: none"> <li>• Non-contrast C.O.M = 13 yd</li> <li>• 1 = Seat and back/sleep surface (Fabric Contrast 1) C.O.M. = 7.5 yd</li> <li>• 2 = Arms and frame (Fabric Contrast 2) C.O.M. = 5.5 yd</li> <li>• Optional uph armcap (Fabric Contrast 1) C.O.M. = 1 yd/pair</li> </ul>	Non-contrast	PLSS/LFS/NC	<input type="checkbox"/> <input type="checkbox"/> <input type="checkbox"/> <input type="checkbox"/>		<input type="checkbox"/> <input type="checkbox"/> <input type="checkbox"/> <input type="checkbox"/>	<input type="checkbox"/> <input type="checkbox"/>	<input type="checkbox"/> <input type="checkbox"/>	<input type="checkbox"/> <input type="checkbox"/>	<input type="checkbox"/> <input type="checkbox"/>	
	Contrast	PLSS/LFS/FC	<input type="checkbox"/> <input type="checkbox"/> <input type="checkbox"/> <input type="checkbox"/>	<input type="checkbox"/> <input type="checkbox"/> <input type="checkbox"/> <input type="checkbox"/>	<input type="checkbox"/> <input type="checkbox"/> <input type="checkbox"/> <input type="checkbox"/>	<input type="checkbox"/> <input type="checkbox"/>	<input type="checkbox"/> <input type="checkbox"/>	<input type="checkbox"/> <input type="checkbox"/>	<input type="checkbox"/> <input type="checkbox"/>	
PRLS										
 <p><b>Loveseat Sleeper - RFS (Open, Right Side Facing)</b></p> <ul style="list-style-type: none"> <li>• Non-contrast C.O.M = 13 yd</li> <li>• 1 = Seat and back/sleep surface (Fabric Contrast 1) C.O.M. = 7.5 yd</li> <li>• 2 = Arms and frame (Fabric Contrast 2) C.O.M. = 5.5 yd</li> <li>• Optional uph armcap (Fabric Contrast 1) C.O.M. = 1 yd/pair</li> </ul>	Non-contrast	PLSS/RFS/NC	<input type="checkbox"/> <input type="checkbox"/> <input type="checkbox"/> <input type="checkbox"/>		<input type="checkbox"/> <input type="checkbox"/> <input type="checkbox"/> <input type="checkbox"/>	<input type="checkbox"/> <input type="checkbox"/>	<input type="checkbox"/> <input type="checkbox"/>	<input type="checkbox"/> <input type="checkbox"/>	<input type="checkbox"/> <input type="checkbox"/>	
	Contrast	PLSS/RFS/FC	<input type="checkbox"/> <input type="checkbox"/> <input type="checkbox"/> <input type="checkbox"/>	<input type="checkbox"/> <input type="checkbox"/> <input type="checkbox"/> <input type="checkbox"/>	<input type="checkbox"/> <input type="checkbox"/> <input type="checkbox"/> <input type="checkbox"/>	<input type="checkbox"/> <input type="checkbox"/>	<input type="checkbox"/> <input type="checkbox"/>	<input type="checkbox"/> <input type="checkbox"/>	<input type="checkbox"/> <input type="checkbox"/>	
PRLS										
			<b>A</b>	<b>B</b>	<b>C</b>	<b>D</b>	<b>E</b>	<b>F</b>	<b>G</b>	<b>H</b>

## HOW TO ORDER

Indicate the following information on order form:

1. Quantity of each item.
2. Model number, including options. See "How To Build a Model Number".
3. Any special service required.

Note: • The  indicates that a choice is required.

- The absence of the  indicates that no choice is required.
- Alpha-numeric characters in place of  indicate that no other alternatives are available.

## HOW TO BUILD A MODEL NUMBER

**A** Select basic model.

**B** Select non-contrast or fabric contrast 1. Refer to [ki.com/fabrics](http://ki.com/fabrics)

**C** Select fabric contrast 2. Refer to [ki.com/fabrics](http://ki.com/fabrics)

**D** Select pull handle color. Refer to the **Product Color Options** page in this price list.

**E** Select wood finish color.\* Refer to the **Product Color Options** page in this price list.  
\*For Kensington Maple add upcharge.

**F** Select armcaps.  
**WAC** - Wood armcaps (pair)  
**UAC** - Upholstered (pair); add \$148  
**PAC** - Polyurethane (pair); add \$205  
 Armcap upholstery matches seat back fabric selection.

**G** Select fire code.

**NFR** - Compliance to TB 117-2013  
**FR** - Compliance to TB 133  
 See pricing column for TB133 upcharge.

**H** Select moisture barrier.

**NMB** - No moisture barrier  
**MB** - Moisture barrier  
 See pricing column for moisture barrier upcharge.



Approx. Packaged Weight	Grade C.O.M.	Grade C	Grade D	Grade E & C.O.L.	Grade F	Grade G	Grade H	Grade I	Grade J	Grade K	Grade L Leather	Grade M Leather	TB133 add to list price	Moisture Barrier add to list price
210.0#	\$ 4947	\$ 5060	\$ 5243	\$ 5464	\$ 5614	\$ 5908	\$ 6206	\$ 6575	\$ 7315	\$ 8053	\$ 8794	\$ 10581	\$ 547	\$ 331
210.0#	5039	5149	5334	5556	5705	6001	6296	6665	7406	8145	8885	10671	547	331

210.0#	\$ 4947	\$ 5060	\$ 5243	\$ 5464	\$ 5614	\$ 5908	\$ 6206	\$ 6575	\$ 7315	\$ 8053	\$ 8794	\$ 10581	\$ 547	\$ 331
210.0#	5039	5149	5334	5556	5705	6001	6296	6665	7406	8145	8885	10671	547	331

## KENSINGTON MAPLE UPCHARGE

Kensington Maple requires extended leadtimes.

Model

PLS/NC	\$34
PLS/FC	\$34
PLSS/LFS/NC	\$34
PLSS/RFS/NC	\$34
PLSS/DS/NC	\$34
PLSS/LFS/FC	\$34
PLSS/RFS/FC	\$34
PLSS/DS/FC	\$34

## INFORMATION

### C.O.M. Requirements

C.O.M. yardage requirements listed above are based on plain goods 54" wide. If less than 54" wide or fabrics requiring matching (stripes, plaids, prints, large patterns), additional yardage will be needed. Consult C.O.M. matrix on the Ordering C.O.M. and

C.O.L. page for additional yardage needed. For C.O.M. fabric sent to KI-High Point on multiple rolls, add an additional yard of fabric per roll to the yardage requirements.

### C.O.L. Requirements

Figure 18 sq. ft. of leather (C.O.L.) for each yard shown (i.e., 4.75 x 18 = 85.5 sq. ft.).

### Contrasting Upholstery

When contrasting fabric is chosen, price at highest in-grade.

### Minimum Fabric/Leather Quantity

Minimum order for fabric is 1 yard. Minimum order for leather is 1 hide (approximately 50 sq. ft.).

### Moisture Barrier

Moisture barrier is applied underneath the fabric cover as a means of protecting the foam. Not available with TB133.

### California TB133 Fire Safety Code

The above seating products can be manufactured using the appropriate flame-retardant materials and fabric selections for compliance to California Technical Bulletin 133. Please contact KI customer service for fabric compliance. Not available with moisture barrier.

### Construction

Seat and back frame constructed of welded structural steel. Arms constructed of kiln-dried hardwood. Arms are not field replaceable. Cushions constructed of multiple densities of polyurethane foam. Storage boxes constructed of laminated plywood, black paint standard.

### Options

Casters are NOT available on PLSS loveseat sleeper.

## SPECIAL SERVICES

### Special Carton Marking

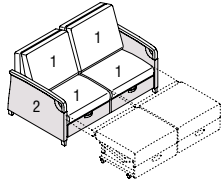
With specially marked information N/C

### Shipping

Ships assembled, FOB High Point, NC 27263, freight prepaid. Freight class 125.

Specifications and prices are subject to change without prior notice.

# Perth™ Sleeper



PRLS

**MODEL**

**Features**

**Loveseat Sleeper - DS (Open, Both Sides Facing)**

- Non-contrast C.O.M = 13 yd
- 1 = Seat and back/sleep surface (Fabric Contrast 1) C.O.M. = 7.5 yd
- 2 = Arms and frame (Fabric Contrast 2) C.O.M. = 5.5 yd
- 
- Optional uph armcap (Fabric Contrast 1) C.O.M. = 1 yd/pair

**MODEL NUMBER**

Basic Model	Non-Contrast or Fabric Contrast 1	Fabric Contrast 2	Pull Color	Wood Finish	Arm Cap	Fire Code	Moisture Barrier
PLSS/DS/NC	<input type="checkbox"/> <input type="checkbox"/> <input type="checkbox"/> <input type="checkbox"/>		<input type="checkbox"/> <input type="checkbox"/> <input type="checkbox"/> <input type="checkbox"/>	<input type="checkbox"/> <input type="checkbox"/> <input type="checkbox"/> <input type="checkbox"/>	<input type="checkbox"/> <input type="checkbox"/> <input type="checkbox"/> <input type="checkbox"/>	<input type="checkbox"/> <input type="checkbox"/> <input type="checkbox"/> <input type="checkbox"/>	<input type="checkbox"/> <input type="checkbox"/> <input type="checkbox"/> <input type="checkbox"/>
PLSS/DS/FC	<input type="checkbox"/> <input type="checkbox"/> <input type="checkbox"/> <input type="checkbox"/>	<input type="checkbox"/> <input type="checkbox"/> <input type="checkbox"/> <input type="checkbox"/>	<input type="checkbox"/> <input type="checkbox"/> <input type="checkbox"/> <input type="checkbox"/>	<input type="checkbox"/> <input type="checkbox"/> <input type="checkbox"/> <input type="checkbox"/>	<input type="checkbox"/> <input type="checkbox"/> <input type="checkbox"/> <input type="checkbox"/>	<input type="checkbox"/> <input type="checkbox"/> <input type="checkbox"/> <input type="checkbox"/>	<input type="checkbox"/> <input type="checkbox"/> <input type="checkbox"/> <input type="checkbox"/>

**A B C D E F G H**

**HOW TO ORDER**

Indicate the following information on order form:

1. Quantity of each item.
2. Model number, including options. See "How To Build a Model Number".
3. Any special service required.

Note: • The  indicates that a choice is required.  
 • The absence of the  indicates that no choice is required.  
 • Alpha-numeric characters in place of  indicate that no other alternatives are available.

**HOW TO BUILD A MODEL NUMBER**

- A** Select basic model.
- B** Select non-contrast or fabric contrast 1. Refer to [ki.com/fabrics](http://ki.com/fabrics)
- C** Select fabric contrast 2. Refer to [ki.com/fabrics](http://ki.com/fabrics)
- D** Select pull handle color. Refer to the **Product Color Options** page in this price list.
- E** Select wood finish color.\* Refer to the **Product Color Options** page in this price list.  
\*For Kensington Maple add upcharge.
- F** Select armcaps.
 

<b>WAC</b>	- Wood armcaps (pair)
<b>UAC</b>	- Upholstered (pair); add \$148
<b>PAC</b>	- Polyurethane (pair); add \$205

 Armcap upholstery matches seat back fabric selection.

- G** Select fire code.
 

<b>NFR</b>	- Compliance to TB 117-2013
<b>FR</b>	- Compliance to TB 133

 See pricing column for TB133 upcharge.
- H** Select moisture barrier.
 

<b>NMB</b>	- No moisture barrier
<b>MB</b>	- Moisture barrier

 See pricing column for moisture barrier upcharge.



Approx. Packaged Weight	Grade C.O.M.	Grade C	Grade D	Grade E & C.O.L.	Grade F	Grade G	Grade H	Grade I	Grade J	Grade K	Grade L Leather	Grade M Leather	TB133 add to list price	Moisture Barrier add to list price
255.0#	\$ 6428	\$ 6541	\$ 6725	\$ 6944	\$ 7096	\$ 7389	\$ 7686	\$ 8055	\$ 8795	\$ 9534	\$ 10273	\$ 12059	\$ 547	\$ 331
255.0#	6519	6632	6816	7037	7184	7480	7777	8146	8886	9625	10367	12151	547	331

### KENSINGTON MAPLE UPCHARGE

Kensington Maple requires extended leadtimes.

Model	
PLS/NC	\$34
PLS/FC	\$34
PLSS/LFS/NC	\$34
PLSS/RFS/NC	\$34
PLSS/DS/NC	\$34
PLSS/LFS/FC	\$34
PLSS/RFS/FC	\$34
PLSS/DS/FC	\$34

### INFORMATION

#### C.O.M. Requirements

C.O.M. yardage requirements listed above are based on plain goods 54" wide. If less than 54" wide or fabrics requiring matching (stripes, plaids, prints, large patterns), additional yardage will be needed. Consult C.O.M. matrix on the Ordering C.O.M. and C.O.L. page for additional yardage needed. For C.O.M. fabric sent to KI-High Point on

multiple rolls, add an additional yard of fabric per roll to the yardage requirements.

#### C.O.L. Requirements

Figure 18 sq. ft. of leather (C.O.L.) for each yard shown (i.e., 4.75 x 18 = 85.5 sq. ft.).

#### Contrasting Upholstery

When contrasting fabric is chosen, price at highest in-grade.

#### Minimum Fabric/Leather Quantity

Minimum order for fabric is 1 yard. Minimum order for leather is 1 hide (approximately 50 sq. ft.).

#### Moisture Barrier

Moisture barrier is applied underneath the fabric cover as a means of protecting the foam. Not available with TB133.

#### California TB133 Fire Safety Code

The above seating products can be manufactured using the appropriate flame-

retardant materials and fabric selections for compliance to California Technical Bulletin 133. Please contact KI customer service for fabric compliance. Not available with moisture barrier.

#### Construction

Seat and back frame constructed of welded structural steel. Arms constructed of kiln-dried hardwood. Arms are not field replaceable. Cushions constructed of multiple densities of polyurethane foam. Storage boxes constructed of laminated plywood, black paint standard.

#### Options

Castors are NOT available on PLSS loveseat sleeper.

### SPECIAL SERVICES

#### Special Carton Marking

With specially marked information N/C

#### Shipping

Ships **assembled, FOB High Point, NC 27263, freight prepaid.** Freight class 125.

Specifications and prices are subject to change without prior notice.

## Perth™

## Sleeper Replacement Parts

	MODEL	MODEL NUMBER				Approx. Packaged Weight	Delivered Pricing	Grade C.O.M.
		Basic Model	Non-Contrast or Fabric Contrast 1	Fire Code	Moisture Barrier			
PRRP	<b>Loveseat Sleeper Replacement Seat &amp; Back Cushions - LFS</b> • Non-contrast C.O.M = 3.75 yd • Open, left side facing	PLSSC/LFS	<input type="checkbox"/> <input type="checkbox"/> <input type="checkbox"/> <input type="checkbox"/>	<input type="checkbox"/> <input type="checkbox"/>	<input type="checkbox"/> <input type="checkbox"/>	25.0#	N/A	\$ 844
PRRP	<b>Loveseat Sleeper Replacement Seat &amp; Back Cushions - RFS</b> • Non-contrast C.O.M = 3.75 yd • Open, right side facing	PLSSC/RFS	<input type="checkbox"/> <input type="checkbox"/> <input type="checkbox"/> <input type="checkbox"/>	<input type="checkbox"/> <input type="checkbox"/>	<input type="checkbox"/> <input type="checkbox"/>	25.0#	N/A	\$ 844
PRRP	<b>Loveseat Sleeper Replacement Seat &amp; Back Cushions - DS</b> • Non-contrast C.O.M = 7.5 yd • Open, both sides facing	PLSSC/DS	<input type="checkbox"/> <input type="checkbox"/> <input type="checkbox"/> <input type="checkbox"/>	<input type="checkbox"/> <input type="checkbox"/>	<input type="checkbox"/> <input type="checkbox"/>	50.0#	N/A	\$ 1690
HRDPT	<b>Replacement Med Caster Kit</b> Includes: • (2) Med caster locking casters • (2) Med caster non-locking casters • (8) Hex nuts, (4) lock washers • (1) Small tube of Loc-Tite	RETRO.MEDCASTER				7.0#	\$ 246	
			<b>A</b>	<b>B</b>	<b>C</b>	<b>D</b>		

## HOW TO ORDER

Indicate the following information on order form:

- Quantity of each item.
- Model number, including options. See "How To Build a Model Number".
- Any special service required.

Note: • The  indicates that a choice is required.

- The absence of the  indicates that no choice is required.
- Alpha-numeric characters in place of  indicate that no other alternatives are available.

## HOW TO BUILD A MODEL NUMBER

**A** Select basic model.

**B** Select non-contrast or fabric contrast 1. Refer to [ki.com/fabrics](http://ki.com/fabrics)

**C** Select fire code.

**NFR** - Compliance to TB 117-2013

**FR** - Compliance to TB 133

See pricing column for TB133 upcharge.

**D** Select moisture barrier.

**NMB** - No moisture barrier

**MB** - Moisture barrier

See pricing column for moisture barrier upcharge.





Grade C	Grade D	Grade E & C.O.L.	Grade F	Grade G	Grade H	Grade I	Grade J	Grade K	Grade L Leather	Grade M Leather	TB133 add to list price	Moisture Barrier add to list price
\$ 869	\$ 912	\$ 963	\$ 998	\$ 1066	\$ 1135	\$ 1220	\$ 1390	\$ 1561	\$ 1730	\$ 2075	\$ 153	\$ 194
\$ 869	\$ 912	\$ 963	\$ 998	\$ 1066	\$ 1135	\$ 1220	\$ 1390	\$ 1561	\$ 1730	\$ 2075	\$ 153	\$ 194
\$ 1735	\$ 1824	\$ 1926	\$ 1997	\$ 2134	\$ 2267	\$ 2441	\$ 2781	\$ 3117	\$ 3464	\$ 4150	\$ 153	\$ 194
											N/A	N/A

## INFORMATION

### C.O.M. Requirements

C.O.M. yardage requirements listed above are based on plain goods 54" wide. If less than 54" wide or fabrics requiring matching (stripes, plaids, prints, large patterns), additional yardage will be needed. Consult C.O.M. matrix on the Ordering C.O.M. and C.O.L. page for additional yardage needed. For C.O.M. fabric sent to KI-High Point on multiple rolls, add an additional yard of fabric per roll to the yardage requirements.

### C.O.L. Requirements

Figure 18 sq. ft. of leather (C.O.L.) for each yard shown (i.e., 4.75 x 18 = 85.5 sq. ft.).

### Moisture Barrier

Moisture barrier is applied underneath the fabric cover as a means of protecting the foam. Not available with TB133.

### California TB133 Fire Safety Code

The above seating products can be manufactured using the appropriate flame-retardant materials and fabric selections for compliance to California Technical Bulletin 133. Please contact KI customer service for fabric compliance. Not available with moisture barrier.

## SPECIAL SERVICES

### Special Carton Marking

With specially marked information N/C


### Shipping

Ships **knocked down, FOB High Point, NC 27263, freight prepaid.** Freight class 125.

Specifications and prices are subject to change without prior notice.

# Perth®

Recliner

Features	MODEL NUMBER										Approx. Packaged Weight
	Basic Model	Non-Contrast or Fabric Contrast 1	Fabric Contrast 2	I.V. Pole	Casters	Arm Cap	Magazine Rack	Wood Finish	Moisture Barrier		
 <p>PRRL <b>Recliner</b></p> <ul style="list-style-type: none"> <li>Non-contrast C.O.M = 6.5 yd</li> <li>1 = Back and arms (Fabric Contrast 1) C.O.M. = 5.75 yd (includes front kick panel below seat and footrest on applicable models)</li> <li>2 = Seat (Fabric Contrast 2) C.O.M. = 1.75 yd</li> </ul> <hr/> <ul style="list-style-type: none"> <li>Optional uph armcap (Fabric Contrast 1) C.O.M. = 1 yd/pair</li> <li>Optional magazine rack (Fabric Contrast 1) C.O.M. = .5 yd</li> </ul>	Non-contrast	PR/NC	<input type="checkbox"/> <input type="checkbox"/> <input type="checkbox"/> <input type="checkbox"/>		<input type="checkbox"/> <input type="checkbox"/> <input type="checkbox"/> <input type="checkbox"/>	<input type="checkbox"/> <input type="checkbox"/> <input type="checkbox"/> <input type="checkbox"/> <input type="checkbox"/> <input type="checkbox"/>	<input type="checkbox"/> <input type="checkbox"/>	<input type="checkbox"/> <input type="checkbox"/>	<input type="checkbox"/> <input type="checkbox"/>	<input type="checkbox"/> <input type="checkbox"/>	150.0#
	Contrast	PR/FC	<input type="checkbox"/> <input type="checkbox"/> <input type="checkbox"/> <input type="checkbox"/>	<input type="checkbox"/> <input type="checkbox"/> <input type="checkbox"/> <input type="checkbox"/>	<input type="checkbox"/> <input type="checkbox"/> <input type="checkbox"/> <input type="checkbox"/>	<input type="checkbox"/> <input type="checkbox"/> <input type="checkbox"/> <input type="checkbox"/> <input type="checkbox"/> <input type="checkbox"/>	<input type="checkbox"/> <input type="checkbox"/>	<input type="checkbox"/> <input type="checkbox"/>	<input type="checkbox"/> <input type="checkbox"/>	<input type="checkbox"/> <input type="checkbox"/>	<input type="checkbox"/> <input type="checkbox"/>
PRRP <b>PR Replacement Cover Set</b>		PRRC	<input type="checkbox"/> <input type="checkbox"/> <input type="checkbox"/> <input type="checkbox"/>						<input type="checkbox"/> <input type="checkbox"/>		5.0#
			<b>A</b>	<b>B</b>	<b>C</b>	<b>D</b>	<b>E</b>	<b>F</b>	<b>G</b>	<b>H</b>	<b>I</b>

## HOW TO ORDER

Indicate the following information on order form:

- Quantity of each item.
- Model number, including options. See "How To Build a Model Number".
- Any special service required.

Note: • The  indicates that a choice is required.

- The absence of the  indicates that no choice is required.
- Alpha-numeric characters in place of  indicate that no other alternatives are available.

## HOW TO BUILD A MODEL NUMBER

**A** Select basic model.

**B** Select non-contrast or fabric contrast 1.  
Refer to [ki.com/fabrics](http://ki.com/fabrics)

**C** Select fabric contrast 2.  
Refer to [ki.com/fabrics](http://ki.com/fabrics)

**D** Select I.V. pole (facing).

<b>NS</b>	- No pole
<b>LFFIV</b>	- Left facing front; add \$331
<b>LRFIV</b>	- Left facing rear; add \$331
<b>RFFIV</b>	- Right facing front; add \$331
<b>RRFIV</b>	- Right facing rear; add \$331

**E** Select casters.

<b>CSTRPB</b>	- Casters & push bar (standard)
<b>LEGS</b>	- Legs, no casters or push bar; add \$73

**F** Select armcaps.

<b>WAC</b>	- Wood armcaps (pair)
<b>PAC</b>	- Black poly (pair); add \$102
<b>UAC</b>	- Upholstered (pair); add \$148

Upholstered armcap fabric will match arm fabric selection

**G** Select magazine rack.

<b>NMR</b>	- No rack
<b>LFM</b>	- Left side rack; add \$220
<b>RFM</b>	- Right side rack; add \$220

Magazine rack fabric will match arm fabric selection

**H** Select wood finish color.\*

Refer to the **Product Color Options** page in this price list.  
\*For Kensington Maple add upcharge.

**I** Select moisture barrier.

<b>NMB</b>	- No moisture barrier
<b>MB</b>	- Moisture barrier

See pricing column for moisture barrier upcharge.



Grade C.O.M.	Grade C	Grade D	Grade E & C.O.L.	Grade F	Grade G	Grade H	Grade I	Grade J	Grade K	Grade L Leather	Grade M Leather	Moisture Barrier add to list price
\$ 2880	\$ 2933	\$ 3019	\$ 3118	\$ 3190	\$ 3326	\$ 3463	\$ 3631	\$ 3974	\$ 4314	\$ 4656	\$ 5339	\$ 148
2972	3027	3110	3210	3281	3420	3553	3724	4066	4408	4748	5432	148
\$ 544	\$ 574	\$ 623	\$ 685	\$ 722	\$ 804	\$ 882	\$ 984	\$ 1181	\$ 1380	\$ 1579	\$ 1976	\$ 85

### Kensington Maple Upcharge

Kensington Maple requires extended lead-times

Model: PR \$34

### INFORMATION

#### C.O.M. Requirements

C.O.M. yardage requirements listed above are based on plain goods 54" wide. If less than 54" wide or fabrics requiring matching (stripes, plaids, prints, large patterns), additional yardage will be needed. Consult C.O.M. matrix on the Ordering C.O.M. and C.O.L. page for additional yardage needed. For C.O.M. fabric sent to KI-High Point on multiple rolls, add an additional yard of fabric per roll to the yardage requirements.

#### C.O.L. Requirements

Figure 18 sq. ft. of leather (C.O.L.) for each yard shown (i.e., 4.75 x 18 = 85.5 sq. ft.).

### Contrasting Upholstery

When contrasting fabric is chosen, price at highest in-grade.

#### Minimum Fabric/Leather Quantity

Minimum order for fabric is 1 yard. Minimum order for leather is 1 hide (approximately 50 sq. ft.).

#### California TB133 Fire Safety Code

The above seating products can be manufactured using the appropriate flame-retardant materials and fabric selections for compliance to California Technical Bulletin 133. Add "FR" to end of model number and add upcharge. Please contact KI customer service for fabric compliance. Not available with moisture barrier. Nano-Tex treatments can be used when TB133 is required.  
TB133 \$337

#### Construction

Seat platform constructed of tubular steel and kiln-dried hardwood. Back constructed of kiln-dried hardwood and laminated

plywood. Arms constructed of kiln-dried hardwood. Cushioning of multiple densities of polyurethane foam and Dacron fiber.

#### Options

Additional options may be ordered. Add /xx to the end of the model number and upcharge.

Trendelenberg: /TM and \$183

Catheter attachment (specified as facing chair)

/LRCA - Left rear - add \$50  
/LFCA - Left front - add \$50  
/RRCA - Right rear - add \$50  
/RFCA - Right front - add \$50

NOTE: If optional I.V. pole is specified, catheter attachment can not be specified in the same location.

Posey restraints may be done as a special.

### SPECIAL SERVICES

#### Special Carton Marking

With specially marked information N/C

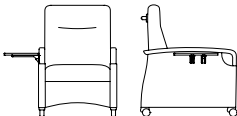
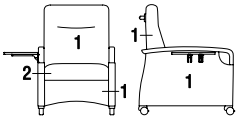
#### Shipping

Ships **assembled, FOB High Point, NC 27263, freight prepaid.** Freight class 250.

Specifications and prices are subject to change without prior notice.

# Perth®

## Recliner

Features	MODEL NUMBER									
	Basic Model	Non-Contrast or Fabric Contrast 1	Fabric Contrast 2	I.V. Pole	Casters	Arm Cap	Magazine Rack	Wood Finish	Lam. Color	
 <p>PRRL  <b>Recliner (w/ Laminate Side Articulating Tablet) - Non-contrast</b>                      • Non-contrast C.O.M = 6.5 yd</p>	Left facing	PR/NC/LFT/LT	□□□□		□□□□	□□□□□□	□□□	□□□	□□□	□□□
	Right facing	PR/NC/RFT/LT	□□□□		□□□□	□□□□□□	□□□	□□□	□□□	□□□
 <p>PRRL  <b>Recliner (w/ Laminate Side Articulating Tablet) - Contrast</b>                      • 1 = Back and arms (Fabric Contrast 1) C.O.M. = 5.75 yd (includes front kick panel below seat and footrest on applicable models)                      • 2 = Seat (Fabric Contrast 2) C.O.M. = 1.75 yd                      • Optional uph armcap (Fabric Contrast 1) C.O.M. = 1 yd/pair                      • Optional magazine rack (Fabric Contrast 1) C.O.M. = .5 yd</p>	Left facing	PR/FC/LFT/LT	□□□□	□□□□	□□□□	□□□□□□	□□□	□□□	□□□	□□□
	Right facing	PR/FC/RFT/LT	□□□□	□□□□	□□□□	□□□□□□	□□□	□□□	□□□	□□□
<b>A                      B                      C                      D                      E                      F                      G                      H                      I</b>										

### HOW TO ORDER

Indicate the following information on order form:

- Quantity of each item.
- Model number, including options. See "How To Build a Model Number".
- Any special service required.

Note: • The □ indicates that a choice is required.

- The absence of the □ indicates that no choice is required.
- Alpha-numeric characters in place of □ indicate that no other alternatives are available.

### HOW TO BUILD A MODEL NUMBER

- A** Select basic model.
- B** Select non-contrast or fabric contrast 1. Refer to [ki.com/fabrics](http://ki.com/fabrics)
- C** Select fabric contrast 2. Refer to [ki.com/fabrics](http://ki.com/fabrics)
- D** Select I.V. pole (facing).
  - NS** - No pole
  - LFFIV** - Left facing front; add \$331
  - LRFIV** - Left facing rear; add \$331
  - RFFIV** - Right facing front; add \$331
  - RRFIV** - Right facing rear; add \$331
- E** Select casters.
  - CSTRPB** - Casters & push bar (standard)
  - LEGS** - Legs, no casters or push bar; add \$73

- F** Select armcaps.
  - WAC** - Wood armcaps (pair)
  - PAC** - Black poly (pair); add \$102
  - UAC** - Upholstered (pair); add \$148  
Upholstered armcap fabric will match arm fabric selection
- G** Select magazine rack.
  - NMR** - No rack
  - RFM** - Right side rack; add \$220
  - LFM** - Left side rack; add \$220  
Magazine rack fabric will match arm fabric selection
- H** Select wood finish color.\*  
Refer to the **Product Color Options** page in this price list.  
\*For Kensington Maple add upcharge.
- I** Select laminate color.  
Refer to the **Product Color Options** page in this price list.

**Kensington Maple Upcharge**  
 Kensington Maple requires extended lead-times  
 Model: PR \$34



Approx. Packaged Weight	Grade C.O.M.	Grade C	Grade D	Grade E & C.O.L.	Grade F	Grade G	Grade H	Grade I	Grade J	Grade K	Grade L Leather	Grade M Leather	Moisture Barrier add to list price
155.0#	\$ 3148	\$ 3203	\$ 3287	\$ 3388	\$ 3457	\$ 3594	\$ 3728	\$ 3903	\$ 4245	\$ 4583	\$ 4924	\$ 5608	\$ 148
155.0#	3148	3203	3287	3388	3457	3594	3728	3903	4245	4583	4924	5608	148

155.0#	\$ 3241	\$ 3296	\$ 3379	\$ 3480	\$ 3547	\$ 3687	\$ 3820	\$ 3994	\$ 4335	\$ 4677	\$ 5017	\$ 5699	\$ 148
155.0#	3241	3296	3379	3480	3547	3687	3820	3994	4335	4677	5017	5699	148

## INFORMATION

### C.O.M. Requirements

C.O.M. yardage requirements listed above are based on plain goods 54" wide. If less than 54" wide or fabrics requiring matching (stripes, plaids, prints, large patterns), additional yardage will be needed. Consult C.O.M. matrix on the Ordering C.O.M. and C.O.L. page for additional yardage needed. For C.O.M. fabric sent to KI-High Point on multiple rolls, add an additional yard of fabric per roll to the yardage requirements.

### C.O.L. Requirements

Figure 18 sq. ft. of leather (C.O.L.) for each yard shown (i.e., 4.75 x 18 = 85.5 sq. ft.).

### Contrasting Upholstery

When contrasting fabric is chosen, price at highest in-grade.

### Minimum Fabric/Leather Quantity

Minimum order for fabric is 1 yard. Minimum order for leather is 1 hide (approximately 50 sq. ft.).

### California TB133 Fire Safety Code

The above seating products can be manufactured using the appropriate flame-retardant materials and fabric selections for compliance to California Technical Bulletin 133. Add "FR" to end of model number and add upcharge. Please contact KI customer service for fabric compliance. Not available with moisture barrier. Nano-Tex treatments can be used when TB133 is required.  
 TB133 \$337

### Construction

Seat platform constructed of tubular steel and kiln-dried hardwood. Back constructed of kiln-dried hardwood and laminated plywood. Arms constructed of kiln-dried hardwood. Cushioning of multiple densities of polyurethane foam and Dacron fiber.

### Options

Additional options may be ordered. Add /xx to the end of the model number and upcharge.

Trendelenberg: /TM and \$183

Catheter attachment (specified as facing chair)

/LRCA - Left rear - add \$50  
 /LFCA - Left front - add \$50  
 /RRCA - Right rear - add \$50  
 /RFCA - Right front - add \$50

NOTE: If optional I.V. pole is specified, catheter attachment can not be specified in the same location.

Posey restraints may be done as a special.

## SPECIAL SERVICES

### Special Carton Marking

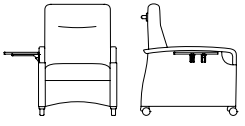
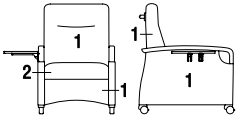
With specially marked information N/C

### Shipping

Ships **assembled, FOB High Point, NC 27263, freight prepaid.** Freight class 250.

Specifications and prices are subject to change without prior notice.

# Perth® Recliner

Features	MODEL NUMBER										
	Basic Model	Non-Contrast or Fabric Contrast 1	Fabric Contrast 2	I.V. Pole	Casters	Arm Cap	Magazine Rack	Wood Finish	Veneer Color		
 <p>PRRL <b>Recliner (w/ Veneer Side Articulating Tablet) - Non-contrast</b> • Non-contrast C.O.M = 6.5 yd</p>	Left facing	PR/NC/LFT/VT	<input type="checkbox"/> <input type="checkbox"/> <input type="checkbox"/> <input type="checkbox"/>		<input type="checkbox"/> <input type="checkbox"/> <input type="checkbox"/> <input type="checkbox"/>	<input type="checkbox"/> <input type="checkbox"/> <input type="checkbox"/> <input type="checkbox"/> <input type="checkbox"/> <input type="checkbox"/>	<input type="checkbox"/> <input type="checkbox"/>	<input type="checkbox"/> <input type="checkbox"/>	<input type="checkbox"/> <input type="checkbox"/>	<input type="checkbox"/> <input type="checkbox"/>	
	Right facing	PR/NC/RFT/VT	<input type="checkbox"/> <input type="checkbox"/> <input type="checkbox"/> <input type="checkbox"/>		<input type="checkbox"/> <input type="checkbox"/> <input type="checkbox"/> <input type="checkbox"/>	<input type="checkbox"/> <input type="checkbox"/> <input type="checkbox"/> <input type="checkbox"/> <input type="checkbox"/> <input type="checkbox"/>	<input type="checkbox"/> <input type="checkbox"/>	<input type="checkbox"/> <input type="checkbox"/>	<input type="checkbox"/> <input type="checkbox"/>	<input type="checkbox"/> <input type="checkbox"/>	
 <p>PRRL <b>Recliner (w/ Veneer Side Articulating Tablet) - Contrast</b> • 1 = Back and arms (Fabric Contrast 1) C.O.M. = 5.75 yd (includes front kick panel below seat and footrest on applicable models) • 2 = Seat (Fabric Contrast 2) C.O.M. = 1.75 yd • Optional uph armcap (Fabric Contrast 1) C.O.M. = 1 yd/pair • Optional magazine rack (Fabric Contrast 1) C.O.M. = .5 yd</p>	Left facing	PR/FC/LFT/VT	<input type="checkbox"/> <input type="checkbox"/> <input type="checkbox"/> <input type="checkbox"/>	<input type="checkbox"/> <input type="checkbox"/> <input type="checkbox"/> <input type="checkbox"/>	<input type="checkbox"/> <input type="checkbox"/> <input type="checkbox"/> <input type="checkbox"/>	<input type="checkbox"/> <input type="checkbox"/> <input type="checkbox"/> <input type="checkbox"/> <input type="checkbox"/> <input type="checkbox"/>	<input type="checkbox"/> <input type="checkbox"/>	<input type="checkbox"/> <input type="checkbox"/>	<input type="checkbox"/> <input type="checkbox"/>		
	Right facing	PR/FC/RFT/VT	<input type="checkbox"/> <input type="checkbox"/> <input type="checkbox"/> <input type="checkbox"/>	<input type="checkbox"/> <input type="checkbox"/> <input type="checkbox"/> <input type="checkbox"/>	<input type="checkbox"/> <input type="checkbox"/> <input type="checkbox"/> <input type="checkbox"/>	<input type="checkbox"/> <input type="checkbox"/> <input type="checkbox"/> <input type="checkbox"/> <input type="checkbox"/> <input type="checkbox"/>	<input type="checkbox"/> <input type="checkbox"/>	<input type="checkbox"/> <input type="checkbox"/>	<input type="checkbox"/> <input type="checkbox"/>	<input type="checkbox"/> <input type="checkbox"/>	
			<b>A</b>	<b>B</b>	<b>C</b>	<b>D</b>	<b>E</b>	<b>F</b>	<b>G</b>	<b>H</b>	<b>I</b>

## HOW TO ORDER

Indicate the following information on order form:

- Quantity of each item.
- Model number, including options. See "How To Build a Model Number".
- Any special service required.

Note: • The  indicates that a choice is required.

- The absence of the  indicates that no choice is required.
- Alpha-numeric characters in place of  indicate that no other alternatives are available.

## HOW TO BUILD A MODEL NUMBER

**A** Select basic model.

**B** Select non-contrast or fabric contrast 1. Refer to [ki.com/fabrics](http://ki.com/fabrics)

**C** Select fabric contrast 2. Refer to [ki.com/fabrics](http://ki.com/fabrics)

**D** Select I.V. pole (facing).  
**NS** - No pole  
**LFFIV** - Left facing front; add \$331  
**LRFIV** - Left facing rear; add \$331  
**RFFIV** - Right facing front; add \$331  
**RRFIV** - Right facing rear; add \$331

**E** Select casters.  
**CSTRPB** - Casters & push bar (standard)  
**LEGS** - Legs, no casters or push bar; add \$73

**F** Select armcaps.  
**WAC** - Wood armcaps (pair)  
**PAC** - Black poly (pair); add \$102  
**UAC** - Upholstered (pair); add \$148  
 Upholstered armcap fabric will match arm fabric selection

**G** Select magazine rack.  
**NMR** - No rack  
**RFM** - Right side rack; add \$220  
**LFM** - Left side rack; add \$220  
 Magazine rack fabric will match arm fabric selection

**H** Select wood finish color.\*  
 Refer to the **Product Color Options** page in this price list.  
 \*For Kensington Maple add upcharge.

**I** Select veneer color.  
 Refer to the **Product Color Options** page in this price list.

**Kensington Maple Upcharge**  
 Kensington Maple requires extended lead-times  
 Model: PR \$34



Approx. Packaged Weight	Grade C.O.M.	Grade C	Grade D	Grade E & C.O.L.	Grade F	Grade G	Grade H	Grade I	Grade J	Grade K	Grade L Leather	Grade M Leather	Moisture Barrier add to list price
155.0#	\$ 3148	\$ 3203	\$ 3287	\$ 3388	\$ 3457	\$ 3594	\$ 3728	\$ 3903	\$ 4245	\$ 4583	\$ 4924	\$ 5608	\$ 148
155.0#	3148	3203	3287	3388	3457	3594	3728	3903	4245	4583	4924	5608	148

155.0#	\$ 3241	\$ 3296	\$ 3379	\$ 3480	\$ 3547	\$ 3687	\$ 3820	\$ 3994	\$ 4335	\$ 4677	\$ 5017	\$ 5699	\$ 148
155.0#	3241	3296	3379	3480	3547	3687	3820	3994	4335	4677	5017	5699	148

## INFORMATION

### C.O.M. Requirements

C.O.M. yardage requirements listed above are based on plain goods 54" wide. If less than 54" wide or fabrics requiring matching (stripes, plaids, prints, large patterns), additional yardage will be needed. Consult C.O.M. matrix on the Ordering C.O.M. and C.O.L. page for additional yardage needed. For C.O.M. fabric sent to KI-High Point on multiple rolls, add an additional yard of fabric per roll to the yardage requirements.

### C.O.L. Requirements

Figure 18 sq. ft. of leather (C.O.L.) for each yard shown (i.e., 4.75 x 18 = 85.5 sq. ft.).

### Contrasting Upholstery

When contrasting fabric is chosen, price at highest in-grade.

### Minimum Fabric/Leather Quantity

Minimum order for fabric is 1 yard. Minimum order for leather is 1 hide (approximately 50 sq. ft.).

### California TB133 Fire Safety Code

The above seating products can be manufactured using the appropriate flame-retardant materials and fabric selections for compliance to California Technical Bulletin 133. Add "FR" to end of model number and add upcharge. Please contact KI customer service for fabric compliance. Not available with moisture barrier. Nano-Tex treatments can be used when TB133 is required.  
 TB133 \$337

### Construction

Seat platform constructed of tubular steel and kiln-dried hardwood. Back constructed of kiln-dried hardwood and laminated plywood. Arms constructed of kiln-dried hardwood. Cushioning of multiple densities of polyurethane foam and Dacron fiber.

### Options

Additional options may be ordered. Add /xx to the end of the model number and upcharge.

Trendelenberg: /TM and \$183

Catheter attachment (specified as facing chair)

/LRCA - Left rear - add \$50  
 /LFCA - Left front - add \$50  
 /RRCA - Right rear - add \$50  
 /RFCA - Right front - add \$50

NOTE: If optional I.V. pole is specified, catheter attachment can not be specified in the same location.

Posey restraints may be done as a special.

## SPECIAL SERVICES

### Special Carton Marking

With specially marked information N/C


### Shipping

Ships assembled, FOB High Point, NC 27263, freight prepaid. Freight class 250.

Specifications and prices are subject to change without prior notice.

# Perth®

## Recliner

	MODEL	Features	MODEL NUMBER						
			Basic Model	Non-Contrast or Fabric Contrast 1	Fabric Contrast 2	Casters	Arm Cap	Wood Finish	
 PRRL	<b>Wallsaver Recliner</b>	Non-contrast	PRW/NC	<input type="checkbox"/> <input type="checkbox"/> <input type="checkbox"/> <input type="checkbox"/>		<input type="checkbox"/> <input type="checkbox"/>	<input type="checkbox"/> <input type="checkbox"/>	<input type="checkbox"/> <input type="checkbox"/>	
		Contrast	PRW/FC	<input type="checkbox"/> <input type="checkbox"/> <input type="checkbox"/> <input type="checkbox"/>	<input type="checkbox"/> <input type="checkbox"/> <input type="checkbox"/> <input type="checkbox"/>	<input type="checkbox"/> <input type="checkbox"/>	<input type="checkbox"/> <input type="checkbox"/>	<input type="checkbox"/> <input type="checkbox"/>	
		<ul style="list-style-type: none"> <li>Non-contrast C.O.M = 6.75 yd</li> <li>1 = Back and arms (Fabric Contrast 1) C.O.M. = 5.5 yd (includes front kick panel below seat and footrest on applicable models)</li> <li>2 = Seat (Fabric Contrast 2) C.O.M. = 1.75 yd</li> </ul>							
		-----							
		<ul style="list-style-type: none"> <li>Optional uph armcap (Fabric Contrast 1) C.O.M. = 1 yd/pair</li> </ul>							
PRRP	<b>PRW Replacement Cover Set - Wallsaver</b>		PRWC	<input type="checkbox"/> <input type="checkbox"/> <input type="checkbox"/> <input type="checkbox"/>					
HRDPT	<b>Replacement Med Caster Kit</b>	Includes:	RETRO.MEDCASTER						
		<ul style="list-style-type: none"> <li>(2) Med caster locking casters</li> <li>(2) Med caster non-locking casters</li> <li>(8) Hex nuts, (4) lock washers</li> <li>(1) Small tube of Loc-Tite</li> </ul>							
				<b>A</b>	<b>B</b>	<b>C</b>	<b>D</b>	<b>E</b>	<b>F</b>

### HOW TO ORDER

Indicate the following information on order form:

- Quantity of each item.
- Model number, including options. See "How To Build a Model Number".
- Any special service required.

Note: • The  indicates that a choice is required.

- The absence of the  indicates that no choice is required.
- Alpha-numeric characters in place of  indicate that no other alternatives are available.

### HOW TO BUILD A MODEL NUMBER

**A** Select basic model.

**B** Select non-contrast or fabric contrast 1. Refer to [ki.com/fabrics](http://ki.com/fabrics)

**C** Select fabric contrast 2. Refer to [ki.com/fabrics](http://ki.com/fabrics)

**D** Select casters.

**SFR** - Casters (swivel front/rear locking) & pushbar; add \$366

**NCST** - No casters or push bar (standard)

Casters not meant or warranted for patient transport; intended only for moving unoccupied chair for cleaning/housekeeping purposes. Housekeeping-type casters mounted to mechanism not accessible.

**E** Select armcaps.

**WAC** - Wood armcaps (pair)

**PAC** - Black poly (pair); add \$102

**UAC** - Upholstered (pair); add \$148  
Upholstered armcap fabric will match arm fabric selection

**F** Select wood finish color.\*

Refer to the **Product Color Options** page in this price list.

\*For Kensington Maple add upcharge.





Approx. Packaged Weight	Delivered Pricing	Grade C.O.M.	Grade C	Grade D	Grade E & C.O.L.	Grade F	Grade G	Grade H	Grade I	Grade J	Grade K	Grade L Leather	Grade M Leather	Moisture Barrier add to list price
150.0#	N/A	\$ 2604	\$ 2649	\$ 2725	\$ 2813	\$ 2871	\$ 2993	\$ 3112	\$ 3261	\$ 3562	\$ 3857	\$ 4155	\$ 4758	\$ 148
150.0#	N/A	2963	3010	3084	3171	3234	3353	3475	3621	3920	4219	4516	5115	148
5.0#	N/A	\$ 522	\$ 551	\$ 599	\$ 657	\$ 700	\$ 777	\$ 861	\$ 959	\$ 1156	\$ 1356	\$ 1558	\$ 1956	\$ 148
7.0#	\$ 246													N/A

**INFORMATION**

**C.O.M. Requirements**

C.O.M. yardage requirements listed above are based on plain goods 54" wide. If less than 54" wide or fabrics requiring matching (stripes, plaids, prints, large patterns), additional yardage will be needed. Consult C.O.M. matrix on the Ordering C.O.M. and C.O.L. page for additional yardage needed. For C.O.M. fabric sent to KI-High Point on multiple rolls, add an additional yard of fabric per roll to the yardage requirements.

**C.O.L. Requirements**

Figure 18 sq. ft. of leather (C.O.L.) for each yard shown (i.e., 4.75 x 18 = 85.5 sq. ft.).

**Contrasting Upholstery**

When contrasting fabric is chosen, price at highest in-grade.

**Minimum Fabric/Leather Quantity**

Minimum order for fabric is 1 yard. Minimum order for leather is 1 hide (approximately 50 sq. ft).

**California TB133 Fire Safety Code**

The above seating products can be manufactured using the appropriate flame-retardant materials and fabric selections for compliance to California Technical Bulletin 133. Add "FR" to end of model number and add upcharge. Please contact KI customer service for fabric compliance. Not available with moisture barrier. Nano-Tex treatments can be used when TB133 is required.  
TB133 \$337

**Construction**

Seat platform constructed of tubular steel and kiln-dried hardwood. Back constructed of kiln-dried hardwood and laminated plywood. Arms constructed of kiln-dried hardwood. Cushioning of multiple densities of polyurethane foam and Dacron fiber.

**SPECIAL SERVICES**

**Special Carton Marking**

With specially marked information N/C


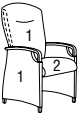

**Shipping**

Ships assembled, FOB High Point, NC 27263, freight prepaid. Freight class 250.

Specifications and prices are subject to change without prior notice.

# Perth®

Patient Chair

MODEL	Features	MODEL NUMBER						
		Basic Model	Non-Contrast or Fabric Contrast 1	Fabric Contrast 2	Wood Finish	Arm Cap	Fire Code	Moisture Barrier
 <p><b>Patient Chair (Open Arm)</b></p> <ul style="list-style-type: none"> <li>• Non-contrast C.O.M = 2.25 yd</li> <li>• 1 = Back (Fabric Contrast 1) C.O.M. = 2 yd</li> <li>• 2 = Seat (Fabric Contrast 2) C.O.M. = 1 yd</li> </ul>	Non-contrast	POP/NC	□□□□		□□□	□□□	□□□	□□□
	Contrast	POP/FC	□□□□	□□□□	□□□	□□□	□□□	□□□
PRPC								
 <p><b>Patient Chair (Closed Arm)</b></p> <ul style="list-style-type: none"> <li>• Non-contrast C.O.M = 3.75 yd</li> <li>• 1 = Back and arms (Fabric Contrast 1) C.O.M. = 3.5 yd</li> <li>• 2 = Seat (Fabric Contrast 2) C.O.M. = 1 yd</li> </ul>	Non-contrast	PPP/NC	□□□□		□□□	□□□	□□□	□□□
	Contrast	PPP/FC	□□□□	□□□□	□□□	□□□	□□□	□□□
PRPC								
 <p><b>Ottoman</b></p> <ul style="list-style-type: none"> <li>• Non-contrast C.O.M = 1 yd</li> </ul>		POT	□□□□		□□□		□□□	□□□
PRPC								

**A**      **B**      **C**      **D**      **E**      **F**      **G**

### HOW TO ORDER

Indicate the following information on order form:

1. Quantity of each item.
2. Model number, including options. See "How To Build a Model Number".
3. Any special service required.

Note: • The  indicates that a choice is required.  
 • The absence of the  indicates that no choice is required.  
 • Alpha-numeric characters in place of  indicate that no other alternatives are available.

### HOW TO BUILD A MODEL NUMBER

- A** Select basic model.
- B** Select non-contrast or fabric contrast 1. Refer to [ki.com/fabrics](http://ki.com/fabrics)
- C** Select fabric contrast 2. Refer to [ki.com/fabrics](http://ki.com/fabrics)
- D** Select wood finish color.\* Refer to the **Product Color Options** page in this price list.  
\*For Kensington Maple add upcharge.
- E** Select arm option.  

<b>WAC</b>	- Wood armcaps (pair)
<b>PAC</b>	- Black poly (pair); add \$141
- F** Select fire code.  

<b>NFR</b>	- Compliance to TB 117-2013
<b>FR</b>	- Compliance to TB 133

 See pricing column for TB133 upcharge.

- G** Select moisture barrier.  

<b>NMB</b>	- No moisture barrier
<b>MB</b>	- Moisture barrier

 See pricing column for moisture barrier upcharge.



Approx. Packaged Weight	Grade C.O.M.	Grade C	Grade D	Grade E & C.O.L.	Grade F	Grade G	Grade H	Grade I	Grade J	Grade K	Grade L Leather	Grade M Leather	TB133 add to list price	Moisture Barrier add to list price
65.0#	\$ 1316	\$ 1334	\$ 1366	\$ 1406	\$ 1477	\$ 1531	\$ 1586	\$ 1653	\$ 1845	\$ 1986	\$ 2129	\$ 2408	\$ 183	\$ 73
65.0#	1376	1397	1431	1468	1537	1592	1646	1713	1906	2047	2186	2469	183	73
65.0#	\$ 1479	\$ 1516	\$ 1571	\$ 1640	\$ 1739	\$ 1832	\$ 1928	\$ 2047	\$ 2356	\$ 2600	\$ 2843	\$ 3331	\$ 255	\$ 110
65.0#	1539	1576	1632	1704	1801	1895	1990	2105	2418	2662	2904	3392	255	110
20.0#	\$ 604	\$ 615	\$ 629	\$ 645	\$ 658	\$ 686	\$ 711	\$ 762	\$ 826	\$ 888	\$ 954	\$ 1081	\$ 73	\$ 52

#### KENSINGTON MAPLE UPCHARGE

Kensington Maple requires extended leadtimes.

Model	
POP/NC	\$53
POP/FC	\$53
PPP/NC	\$53
PPP/FC	\$53
POX/NC	\$53
POX/FC	\$53
PPX/NC	\$53
PPX/FC	\$53

#### INFORMATION

##### C.O.M. Requirements

C.O.M. yardage requirements listed above are based on plain goods 54" wide. If less than 54" wide or fabrics requiring matching (stripes, plaids, prints, large patterns), additional yardage will be needed. Consult C.O.M. matrix on the Ordering C.O.M. and C.O.L. page for additional yardage needed. For C.O.M. fabric sent to KI-High Point on multiple rolls, add an additional yard of fabric per roll to the yardage requirements.

##### C.O.L. Requirements

Figure 18 sq. ft. of leather (C.O.L.) for each yard shown (i.e., 4.75 x 18 = 85.5 sq. ft.).

##### Contrasting Upholstery

When contrasting fabric is chosen, price at highest in-grade.

##### Minimum Fabric/Leather Quantity

Minimum order for fabric is 1 yard. Minimum order for leather is 1 hide (approximately 50 sq. ft.).

##### Moisture Barrier

Moisture barrier is applied underneath the fabric cover as a means of protecting the foam. Not available with TB133.

##### California TB133 Fire Safety Code

The above seating products can be manufactured using the appropriate flame-retardant materials and fabric selections for compliance to California Technical Bulletin 133. Please contact KI customer service for fabric compliance. Not available with moisture barrier.

##### Construction

Seat frame constructed of welded structural steel. Back constructed from formed laminated plywood. Arms constructed of kiln-dried hardwood. Cushioning of multiple densities of polyurethane foam and Dacron fiber.

#### SPECIAL SERVICES

##### Special Carton Marking

With specially marked information N/C


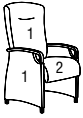
##### Shipping

Ships **assembled unless replacement parts which ship knocked down, FOB High Point, NC 27263, freight prepaid.** Freight class 250.

Specifications and prices are subject to change without prior notice.

# Perth®

Patient Chair

	MODEL	Features	MODEL NUMBER							
			Basic Model	Non-Contrast or Fabric Contrast 1	Fabric Contrast 2	Wood Finish	Arm Cap	Fire Code	Moisture Barrier	
 PMPC	<b>Motion Patient Chair (Open Arm)</b> <ul style="list-style-type: none"> <li>• Non-contrast C.O.M = 2.5 yd</li> <li>• 1 = Back (Fabric Contrast 1) C.O.M. = 1.75 yd</li> <li>• 2 = Seat (Fabric Contrast 2) C.O.M. = 1 yd</li> </ul>	Non-contrast	POX/NC	<input type="checkbox"/> <input type="checkbox"/> <input type="checkbox"/> <input type="checkbox"/>		<input type="checkbox"/> <input type="checkbox"/> <input type="checkbox"/>	<input type="checkbox"/> <input type="checkbox"/> <input type="checkbox"/>	<input type="checkbox"/> <input type="checkbox"/> <input type="checkbox"/>	<input type="checkbox"/> <input type="checkbox"/> <input type="checkbox"/>	
		Contrast	POX/FC	<input type="checkbox"/> <input type="checkbox"/> <input type="checkbox"/> <input type="checkbox"/>	<input type="checkbox"/> <input type="checkbox"/> <input type="checkbox"/> <input type="checkbox"/>	<input type="checkbox"/> <input type="checkbox"/> <input type="checkbox"/>	<input type="checkbox"/> <input type="checkbox"/> <input type="checkbox"/>	<input type="checkbox"/> <input type="checkbox"/> <input type="checkbox"/>	<input type="checkbox"/> <input type="checkbox"/> <input type="checkbox"/>	
 PMPC	<b>Motion Patient Chair (Closed Arm)</b> <ul style="list-style-type: none"> <li>• Non-contrast C.O.M = 4 yd</li> <li>• 1 = Back and arms (Fabric Contrast 1) C.O.M. = 3.25 yd</li> <li>• 2 = Seat (Fabric Contrast 2) C.O.M. = 1 yd</li> </ul>	Non-contrast	PPX/NC	<input type="checkbox"/> <input type="checkbox"/> <input type="checkbox"/> <input type="checkbox"/>		<input type="checkbox"/> <input type="checkbox"/> <input type="checkbox"/>	<input type="checkbox"/> <input type="checkbox"/> <input type="checkbox"/>	<input type="checkbox"/> <input type="checkbox"/> <input type="checkbox"/>	<input type="checkbox"/> <input type="checkbox"/> <input type="checkbox"/>	
		Contrast	PPX/FC	<input type="checkbox"/> <input type="checkbox"/> <input type="checkbox"/> <input type="checkbox"/>	<input type="checkbox"/> <input type="checkbox"/> <input type="checkbox"/> <input type="checkbox"/>	<input type="checkbox"/> <input type="checkbox"/> <input type="checkbox"/>	<input type="checkbox"/> <input type="checkbox"/> <input type="checkbox"/>	<input type="checkbox"/> <input type="checkbox"/> <input type="checkbox"/>	<input type="checkbox"/> <input type="checkbox"/> <input type="checkbox"/>	
				<b>A</b>	<b>B</b>	<b>C</b>	<b>D</b>	<b>E</b>	<b>F</b>	<b>G</b>

## HOW TO ORDER

Indicate the following information on order form:

1. Quantity of each item.
2. Model number, including options. See "How To Build a Model Number".
3. Any special service required.

Note: • The  indicates that a choice is required.

- The absence of the  indicates that no choice is required.
- Alpha-numeric characters in place of  indicate that no other alternatives are available.

## HOW TO BUILD A MODEL NUMBER

**A** Select basic model.

**B** Select non-contrast or fabric contrast 1.  
Refer to [ki.com/fabrics](http://ki.com/fabrics)

**C** Select fabric contrast 2.  
Refer to [ki.com/fabrics](http://ki.com/fabrics)

**D** Select wood finish color.\*  
Refer to the **Product Color Options** page in this price list.  
\*For Kensington Maple add upcharge.

**E** Select arm option.  
**WAC** - Wood armcaps (pair)  
**PAC** - Black poly (pair); add \$141

**F** Select fire code.  
**NFR** - Compliance to TB 117-2013  
**FR** - Compliance to TB 133  
See pricing column for TB133 upcharge.

**G** Select moisture barrier.

**NMB** - No moisture barrier

**MB** - Moisture barrier

See pricing column for moisture barrier upcharge.



Approx. Packaged Weight	Grade C.O.M.	Grade C	Grade D	Grade E & C.O.L.	Grade F	Grade G	Grade H	Grade I	Grade J	Grade K	Grade L Leather	Grade M Leather	TB133 add to list price	Moisture Barrier add to list price
65.0#	\$ 1974	\$ 1995	\$ 2035	\$ 2072	\$ 2182	\$ 2241	\$ 2300	\$ 2370	\$ 2585	\$ 2733	\$ 2880	\$ 3174	\$ 183	\$ 110
65.0#	2037	2055	2095	2134	2244	2305	2361	2434	2647	2794	2943	3238	183	110
65.0#	\$ 2239	\$ 2270	\$ 2326	\$ 2393	\$ 2543	\$ 2600	\$ 2724	\$ 2837	\$ 3155	\$ 3388	\$ 3620	\$ 4088	\$ 255	\$ 110
65.0#	2302	2332	2390	2451	2603	2662	2784	2897	3216	3448	3682	4150	255	110

#### KENSINGTON MAPLE UPCHARGE

Kensington Maple requires extended leadtimes.

Model

POP/NC	\$53
POP/FC	\$53
PPP/NC	\$53
PPP/FC	\$53
POX/NC	\$53
POX/FC	\$53
PPX/NC	\$53
PPX/FC	\$53

#### INFORMATION

##### California TB133 Fire Safety Code

The above seating products can be manufactured using the appropriate flame-retardant materials and fabric selections for compliance to California Technical Bulletin 133. Please contact KI customer service for fabric compliance. Not available with moisture barrier.

#### C.O.M. Requirements

C.O.M. yardage requirements listed above are based on plain goods 54" wide. If less than 54" wide or fabrics requiring matching (stripes, plaids, prints, large patterns), additional yardage will be needed. Consult C.O.M. matrix on the Ordering C.O.M. and C.O.L. page for additional yardage needed. For C.O.M. fabric sent to KI-High Point on multiple rolls, add an additional yard of fabric per roll to the yardage requirements.

#### C.O.L. Requirements

Figure 18 sq. ft. of leather (C.O.L.) for each yard shown (i.e., 4.75 x 18 = 85.5 sq. ft.).

#### Contrasting Upholstery

When contrasting fabric is chosen, price at highest in-grade.

#### Minimum Fabric/Leather Quantity

Minimum order for fabric is 1 yard. Minimum order for leather is 1 hide (approximately 50 sq. ft.).

#### Moisture Barrier

Moisture barrier is applied underneath the fabric cover as a means of protecting the foam. Not available with TB133.

#### California TB133 Fire Safety Code

The above seating products can be manufactured using the appropriate flame-retardant materials and fabric selections for compliance to California Technical Bulletin 133. Please contact KI customer service for fabric compliance. Not available with moisture barrier.

#### Construction

Models POP & PPP fixed backs are formed of cross-laminated wood veneer. The motion of models POX & PPX is achieved with a spring steel system cantilevered off a steel understructure. All models use arms constructed from kiln-dried hardwood. Arms are field replaceable, but closed arm models require normal upholstery skills to recover. Cushioning of multiple densities of polyurethane foam and Dacron fiber.

#### SPECIAL SERVICES

##### Special Carton Marking

With specially marked information N/C

##### Shipping

Ships **assembled unless replacement parts which ship knocked down, FOB High Point, NC 27263, freight prepaid.** Freight class 250.

Specifications and prices are subject to change without prior notice.

## Perth®

## Patient Chair Replacement Parts

	MODEL	Features	MODEL NUMBER					Approx. Packaged Weight	Grade C.O.M.
			Basic Model	Non-Contrast or Fabric Contrast 1	Fabric Contrast 2	Fire Code	Moisture Barrier		
PRPC	<b>Patient Chair Replacement Back and Seat Cover Set (Open Arm)</b> • Non-contrast C.O.M = 2.25 yd • 1 = Back (Fabric Contrast 1) C.O.M. = 1.25 yd • 2 = Seat (Fabric Contrast 2) C.O.M. = 1 yd	Non-contrast	POPC/NC	□□□□		□□□	□□□	10.0#	\$ 700
		Contrast	POPC/FC	□□□□	□□□□	□□□	□□□	10.0#	760
PRPC	<b>Patient Chair Replacement Back and Seat Cover Set (Closed Arm)</b> • Non-contrast C.O.M = 2.25 yd • 1 = Back (Fabric Contrast 1) C.O.M. = 1.75 yd • 2 = Seat (Fabric Contrast 2) C.O.M. = 1 yd	Non-contrast	PPPC/NC	□□□□		□□□	□□□	15.0#	\$ 700
		Contrast	PPPC/FC	□□□□	□□□□	□□□	□□□	15.0#	760
PMPC	<b>Motion Patient Chair Replacement Back and Seat Cover Set (Open Arm)</b> • Non-contrast C.O.M = 2.25 yd • 1 = Back (Fabric Contrast 1) C.O.M. = 1.75 yd • 2 = Seat (Fabric Contrast 2) C.O.M. = 1 yd	Non-contrast	POXC/NC	□□□□		□□□	□□□	10.0#	\$ 700
		Contrast	POXC/FC	□□□□	□□□□	□□□	□□□	10.0#	760
PMPC	<b>Motion Patient Chair Replacement Back and Seat Cover Set (Closed Arm)</b> • Non-contrast C.O.M = 2.25 yd • 1 = Back (Fabric Contrast 1) C.O.M. = 1.75 yd • 2 = Seat (Fabric Contrast 2) C.O.M. = 1 yd	Non-contrast	PPXC/NC	□□□□		□□□	□□□	15.0#	\$ 700
		Contrast	PPXC/FC	□□□□	□□□□	□□□	□□□	15.0#	760

A

B

C

D

E

## HOW TO ORDER

Indicate the following information on order form:

- Quantity of each item.
- Model number, including options. See "How To Build a Model Number".
- Any special service required.

Note: • The  indicates that a choice is required.

- The absence of the  indicates that no choice is required.
- Alpha-numeric characters in place of  indicate that no other alternatives are available.

## HOW TO BUILD A MODEL NUMBER

**A** Select basic model.

**B** Select non-contrast or fabric contrast 1.  
Refer to [ki.com/fabrics](http://ki.com/fabrics)

**C** Select fabric contrast 2.  
Refer to [ki.com/fabrics](http://ki.com/fabrics)

**D** Select fire code.  
**NFR** - Compliance to TB 117-2013  
**FR** - Compliance to TB 133  
See pricing column for TB133 upcharge.

**E** Select moisture barrier.  
**NMB** - No moisture barrier  
**MB** - Moisture barrier  
See pricing column for moisture barrier upcharge.



Grade C	Grade D	Grade E & C.O.L.	Grade F	Grade G	Grade H	Grade I	Grade J	Grade K	Grade L Leather	Grade M Leather	TB133 add to list price	Moisture Barrier add to list price
\$ 746	\$ 775	\$ 814	\$ 851	\$ 898	\$ 946	\$ 991	\$ 1037	\$ 1078	\$ 1145	\$ 1205	\$ 183	\$ 73
806	836	876	913	959	1006	1055	1098	1141	1205	1267	183	73
\$ 746	\$ 775	\$ 814	\$ 851	\$ 898	\$ 946	\$ 991	\$ 1037	\$ 1078	\$ 1145	\$ 1205	\$ 183	\$ 73
806	836	876	913	959	1006	1055	1098	1141	1205	1267	183	73
\$ 746	\$ 775	\$ 814	\$ 851	\$ 898	\$ 946	\$ 991	\$ 1037	\$ 1078	\$ 1145	\$ 1205	\$ 183	\$ 73
806	836	876	913	959	1006	1055	1098	1141	1205	1267	183	73
\$ 746	\$ 775	\$ 814	\$ 851	\$ 898	\$ 946	\$ 991	\$ 1037	\$ 1078	\$ 1145	\$ 1205	\$ 183	\$ 73
806	836	876	913	959	1006	1055	1098	1141	1205	1267	183	73

## INFORMATION

### C.O.M. Requirements

C.O.M. yardage requirements listed above are based on plain goods 54" wide. If less than 54" wide or fabrics requiring matching (stripes, plaids, prints, large patterns), additional yardage will be needed. Consult C.O.M. matrix on the Ordering C.O.M. and C.O.L. page for additional yardage needed. For C.O.M. fabric sent to KI-High Point on multiple rolls, add an additional yard of fabric per roll to the yardage requirements.

### C.O.L. Requirements

Figure 18 sq. ft. of leather (C.O.L.) for each yard shown (i.e., 4.75 x 18 = 85.5 sq. ft.).

### Contrasting Upholstery

When contrasting fabric is chosen, price at highest in-grade.

### Moisture Barrier

Moisture barrier is applied underneath the fabric cover as a means of protecting the foam. Not available with TB133.

### California TB133 Fire Safety Code

The above seating products can be manufactured using the appropriate flame-retardant materials and fabric selections for compliance to California Technical Bulletin 133. Please contact KI customer service for fabric compliance. Not available with moisture barrier.

### Moisture Barrier

Moisture barrier is applied underneath the fabric cover as a means of protecting the foam. Not available with TB133.

## SPECIAL SERVICES

### Special Carton Marking

With specially marked information N/C


### Shipping

Ships **assembled unless replacement parts which ship knocked down, FOB High Point, NC 27263, freight prepaid.** Freight class 250.

Specifications and prices are subject to change without prior notice.

# Perth®

Bariatric

	MODEL	Features	MODEL NUMBER						
			Basic Model	Non-Contrast or Fabric Contrast 1	Fabric Contrast 2	Wood Finish	Arm Cap	Fire Code	Moisture Barrier
 <p>PRBS</p>	<b>Bariatric Chair (Open Arm)</b> • Non-contrast C.O.M = 3.25 yd • 1 = Back (Fabric Contrast 1) C.O.M. = 2.25 yd • 2 = Seat (Fabric Contrast 2) C.O.M. = 1 yd	Non-contrast	POCL/NC	<input type="checkbox"/> <input type="checkbox"/> <input type="checkbox"/> <input type="checkbox"/>		<input type="checkbox"/> <input type="checkbox"/> <input type="checkbox"/>	<input type="checkbox"/> <input type="checkbox"/> <input type="checkbox"/>	<input type="checkbox"/> <input type="checkbox"/> <input type="checkbox"/>	<input type="checkbox"/> <input type="checkbox"/> <input type="checkbox"/>
		Contrast	POCL/FC	<input type="checkbox"/> <input type="checkbox"/> <input type="checkbox"/> <input type="checkbox"/>	<input type="checkbox"/> <input type="checkbox"/> <input type="checkbox"/>	<input type="checkbox"/> <input type="checkbox"/> <input type="checkbox"/>	<input type="checkbox"/> <input type="checkbox"/> <input type="checkbox"/>	<input type="checkbox"/> <input type="checkbox"/> <input type="checkbox"/>	<input type="checkbox"/> <input type="checkbox"/> <input type="checkbox"/>

**A**      **B**      **C**      **D**      **E**      **F**      **G**

### HOW TO ORDER

Indicate the following information on order form:

- Quantity of each item.
- Model number, including options. See "How To Build a Model Number".
- Any special service required.

Note: • The  indicates that a choice is required.

- The absence of the  indicates that no choice is required.
- Alpha-numeric characters in place of  indicate that no other alternatives are available.

### HOW TO BUILD A MODEL NUMBER

- A** Select basic model.
- B** Select non-contrast or fabric contrast 1. Refer to [ki.com/fabrics](http://ki.com/fabrics)
- C** Select fabric contrast 2. Refer to [ki.com/fabrics](http://ki.com/fabrics)
- D** Select wood finish color.\* Refer to the **Product Color Options** page in this price list.  
\*For Kensington Maple add upcharge.
- E** Select arm option.  

<b>WAC</b>	- Wood armcaps (pair)
<b>PAC</b>	- Black poly; add \$141
- F** Select fire code.  

<b>NFR</b>	- Compliance to TB 117-2013
<b>FR</b>	- Compliance to TB 133

 See pricing column for TB133 upcharge.

**G** Select moisture barrier.

- |            |                       |
|------------|-----------------------|
| <b>NMB</b> | - No moisture barrier |
| <b>MB</b>  | - Moisture barrier    |

See pricing column for moisture barrier upcharge.





Approx. Packaged Weight	Grade C.O.M.	Grade C	Grade D	Grade E & C.O.L.	Grade F	Grade G	Grade H	Grade I	Grade J	Grade K	Grade L Leather	Grade M Leather	TB133 add to list price	Moisture Barrier add to list price
65.0#	\$ 1834	\$ 1863	\$ 1914	\$ 1958	\$ 1995	\$ 2059	\$ 2135	\$ 2231	\$ 2398	\$ 2582	\$ 2749	\$ 3101	\$ 237	\$ 187
65.0#	1896	1924	1975	2020	2055	2122	2195	2289	2459	2641	2811	3163	237	187

#### KENSINGTON MAPLE UPCHARGE

Kensington Maple requires extended leadtimes.

Model  
 POCL/NC \$53  
 POCL/FC \$53

#### INFORMATION

##### C.O.M. Requirements

C.O.M. yardage requirements listed above are based on plain goods 54" wide. If less than 54" wide or fabrics requiring matching (stripes, plaids, prints, large patterns), additional yardage will be needed. Consult C.O.M. matrix on the Ordering C.O.M. and C.O.L. page for additional yardage needed. For C.O.M. fabric sent to KI-High Point on multiple rolls, add an additional yard of fabric per roll to the yardage requirements.

##### C.O.L. Requirements

Figure 18 sq. ft. of leather (C.O.L.) for each yard shown (i.e., 4.75 x 18 = 85.5 sq. ft.).

##### Contrasting Upholstery

When contrasting fabric is chosen, price at highest in-grade.

##### Minimum Fabric/Leather Quantity

Minimum order for fabric is 1 yard. Minimum order for leather is 1 hide (approximately 50 sq. ft.).

##### Moisture Barrier

Moisture barrier is applied underneath the fabric cover as a means of protecting the foam. Not available with TB133.

##### California TB133 Fire Safety Code

The above seating products can be manufactured using the appropriate flame-retardant materials and fabric selections for compliance to California Technical Bulletin 133. Please contact KI customer service for fabric compliance. Not available with moisture barrier.

##### Construction

BARIATRIC UNITS ARE CYCLE TESTED TO EXCEED ANSI/BIFMA STANDARDS TO SAFELY ACCOMMODATE A PERSON WEIGHING UP TO 750 POUNDS.

Seat frame constructed of welded structural steel. Back constructed from formed laminated plywood. Cushioning for seats and backs are multiple densities of polyurethane foam wrapped with 1" high resilient polyurethane foam. Exposed wood for Perth® is hardwood. Field recoverable seats and backs.

##### SPECIAL SERVICES

###### Special Carton Marking

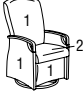
With specially marked information N/C

###### Shipping

Ships **assembled unless replacement parts which ship knocked down, FOB High Point, NC 27263, freight prepaid.** Freight class 250.

Specifications and prices are subject to change without prior notice.

# Perth® Glider

	MODEL	Features	MODEL NUMBER							
			Basic Model	Non-Contrast or Fabric Contrast 1	Fabric Contrast 2	Arm Cap	Wood Finish	Fire Code	Moisture Barrier	
 PRGL	<b>Glider (Closed Arm)</b> • Non-contrast C.O.M = 4 yd • 1 = Back and arms (Fabric Contrast 1) C.O.M. = 3.25 yd • 2 = Seat (Fabric Contrast 2) C.O.M. = 1.75 yd	Non-contrast	PG/NC	<input type="checkbox"/> <input type="checkbox"/> <input type="checkbox"/> <input type="checkbox"/>			<input type="checkbox"/> <input type="checkbox"/>	<input type="checkbox"/> <input type="checkbox"/>	<input type="checkbox"/> <input type="checkbox"/>	<input type="checkbox"/> <input type="checkbox"/>
		Contrast	PG/FC	<input type="checkbox"/> <input type="checkbox"/> <input type="checkbox"/> <input type="checkbox"/>	<input type="checkbox"/> <input type="checkbox"/> <input type="checkbox"/> <input type="checkbox"/>	<input type="checkbox"/> <input type="checkbox"/>	<input type="checkbox"/> <input type="checkbox"/>	<input type="checkbox"/> <input type="checkbox"/>	<input type="checkbox"/> <input type="checkbox"/>	<input type="checkbox"/> <input type="checkbox"/>
PRRP	<b>Replacement Cover Set</b> • Non-contrast C.O.M = 2.75 yd • 1 = Back & arms (Fabric Contrast 1) C.O.M. = 2.5 yd • 2 = Seat (Fabric Contrast 2) C.O.M. = 1 yd	Non-contrast	PGC/NC	<input type="checkbox"/> <input type="checkbox"/> <input type="checkbox"/> <input type="checkbox"/>				<input type="checkbox"/> <input type="checkbox"/>	<input type="checkbox"/> <input type="checkbox"/>	
		Contrast	PGC/FC	<input type="checkbox"/> <input type="checkbox"/> <input type="checkbox"/> <input type="checkbox"/>	<input type="checkbox"/> <input type="checkbox"/> <input type="checkbox"/> <input type="checkbox"/>			<input type="checkbox"/> <input type="checkbox"/>	<input type="checkbox"/> <input type="checkbox"/>	
				<b>A</b>	<b>B</b>	<b>C</b>	<b>D</b>	<b>E</b>	<b>F</b>	<b>G</b>

## HOW TO ORDER

Indicate the following information on order form:

- Quantity of each item.
- Model number, including options. See "How To Build a Model Number".
- Any special service required.

Note: • The  indicates that a choice is required.

- The absence of the  indicates that no choice is required.
- Alpha-numeric characters in place of  indicate that no other alternatives are available.

## HOW TO BUILD A MODEL NUMBER

**A** Select basic model.

**B** Select non-contrast or fabric contrast 1. Refer to [ki.com/fabrics](http://ki.com/fabrics)

**C** Select fabric contrast 2. Refer to [ki.com/fabrics](http://ki.com/fabrics)

**D** Select arm option.  
**WAC** - Wood (standard)  
**PAC** - Black poly (pair); add \$70

**E** Select wood finish color.\* Refer to the **Product Color Options** page in this price list.  
 \*For Kensington Maple add upcharge.

**F** Select fire code.  
**NFR** - Compliance to TB 117-2013  
**FR** - Compliance to TB 133  
 See pricing column for TB133 upcharge.

**G** Select moisture barrier.

**NMB** - No moisture barrier  
**MB** - Moisture barrier

See pricing column for moisture barrier upcharge.

## KENSINGTON MAPLE UPCHARGE

Kensington Maple requires extended leadtimes.

Model  
 PG/NC \$52  
 PG/FC \$52



Approx. Packaged Weight	Grade C.O.M.	Grade C	Grade D	Grade E & C.O.L.	Grade F	Grade G	Grade H	Grade I	Grade J	Grade K	Grade L Leather	Grade M Leather	TB133 add to list price	Moisture Barrier add to list price
90.0#	\$ 1827	\$ 2012	\$ 2073	\$ 2135	\$ 2175	\$ 2256	\$ 2517	\$ 2625	\$ 2845	\$ 3061	\$ 3437	\$ 3893	\$ 255	\$ 110
90.0#	1919	2103	2164	2227	2266	2347	2609	2718	2931	3153	3532	3985	255	110
5.0#	\$ 700	\$ 746	\$ 775	\$ 814	\$ 851	\$ 898	\$ 946	\$ 991	\$ 1037	\$ 1078	\$ 1145	\$ 1205	\$ 255	\$ 110
5.0#	794	836	869	908	943	990	1037	1083	1129	1169	1239	1296	255	110

## INFORMATION

### C.O.M. Requirements

C.O.M. yardage requirements listed above are based on plain goods 54" wide. If less than 54" wide or fabrics requiring matching (stripes, plaids, prints, large patterns), additional yardage will be needed. Consult C.O.M. matrix on the Ordering C.O.M. and C.O.L. page for additional yardage needed. For C.O.M. fabric sent to KI-High Point on multiple rolls, add an additional yard of fabric per roll to the yardage requirements.

### C.O.L. Requirements

Figure 18 sq. ft. of leather (C.O.L.) for each yard shown (i.e., 4.75 x 18 = 85.5 sq. ft.).

### Contrasting Upholstery

When contrasting fabric is chosen, price at highest in-grade.

### Minimum Fabric/Leather Quantity

Minimum order for fabric is 1 yard. Minimum order for leather is 1 hide (approximately 50 sq. ft.).

### Moisture Barrier

Moisture barrier is applied underneath the fabric cover as a means of protecting the foam.

### California TB133 Fire Safety Code

The above seating products can be manufactured using the appropriate flame-retardant materials and fabric selections for compliance to California Technical Bulletin 133. Please contact KI customer service for fabric compliance. Not available with moisture barrier.

### Construction

Seat frame constructed of welded structural steel. Back kiln-dried hardwood. Exposed wood of kiln-dried hardwood. The glide motion is suspended on 8 ball bearings. Cushioning of multiple densities of polyurethane foam and Dacron fiber.

## SPECIAL SERVICES

### Special Carton Marking

With specially marked information N/C

### Shipping

Ships **assembled unless replacement parts which ship knocked down, FOB High Point, NC 27263, freight prepaid.** Freight class 250.

Specifications and prices are subject to change without prior notice.

# Perth® II

## General Information

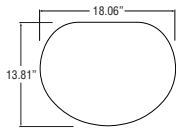


Perth® II Recliner

### Dimensions

Overall width	30"
Overall depth	34"
Overall height	48"
Seat width	24"
Seat depth	20"
Seat height from floor	21-1/2"
Seat height from footrest	18"
Arm height at front of arm (highest point)	28-1/2"

### Tablet Arm Option



Side-Mounted Articulating  
Tablet

### SPECIFICATIONS

#### Complimentary Furniture

The following lounge collections offer complimentary furniture that creates continuity and a cohesive look throughout a facility. These complimentary pieces can be found in other sections of the price list.

PERTH HEALTHCARE SEATING - Perth Multiple Seating, Guest Seating, LaResta Day Bed (FDS/PE)

### UPHOLSTERY INFORMATION

#### C.O.M. Fabric

For C.O.M. fabric sent to KI-High Point on multiple rolls, add an additional yard of fabric per roll to the yardage requirement. Multiple rolls have shorter pieces of fabric on them and do not allow nesting and stacking of the fabric to achieve the best yield as is done with one large roll. This results in yardage shortages and requests for additional fabric from the client, which can hold up the order. For each roll that is sent, one yard needs to be added and needs to be added to one of the rolls, not separately.

#### Fabric Disclaimer

Fabric will be applied as swatched by the fabric manufacturer. Fabric that is required to be applied differently than is swatched will need a Special Cost Request written specifying the direction the fabric is to be applied. The posted standard lead time will apply to the Special Cost Request.

### FINISH INFORMATION

#### SPECIAL FINISH MATCHES

KI can match special finish requests at an upcharge of \$73 List per item, up to 12 or a maximum charge of \$881 List per order per color. Special finish requests must be sent to your KI customer service representative.

Upon receipt from KI, the finishing department will prepare a "strike-off" which will be sent to the customer for approval.

The approval form accompanying the strike-off should be faxed to your KI customer service representative. Upon receipt of the signed approval form, KI will proceed with the order. Disapproved samples may be sent back to KI directly with an explanation of disapproval. A Special Finish Number (SFN) will be assigned to this finish sample for future reference or reorders.



**INFORMATION**

**Warranty**

Refer to KI Terms & Conditions document  
or visit [ki.com](http://ki.com)

## Perth® II

## Product Color Options

**Wood Finish - Core**

Cherry Storm on Beech	BCX
Cinnamon on Beech	BCN
Cocoa on Beech	BCA
Eclipse Black on Beech	BEB
Florence Walnut on Beech	BFC
Kensington Maple on Maple	MMA
Monticello Maple on Beech	BMT
Natural on Beech	BNA
River Cherry on Beech	BRY

**Kensington Maple requires an upcharge.**

**Veneer Wood Finish - Core**

Cherry Storm on Beech	BCX2
Cinnamon on Beech	BCN2
Cocoa on Beech	BCA2
Eclipse Black on Beech	BEB2
Kensington Maple on Maple	MMA2
Monticello Maple on Beech	BMT2
Natural on Beech	BNA2
River Cherry on Beech	BRY2

**Surface Finish - Laminate**

Biltmore Cherry	LBT
Black	LBK
Brighton Walnut	LBW
Canyon Zephyr	LCA
Castle Oak	LCO
Casual Linen	LCU
Cherry Storm	LCX
Classic Linen	LCI
Cloud Zephyr	LCL
Cocobala	LCC
Coffee Bean	LCB
Crisp Linen	LRI
Desert Zephyr	LDZ
Dove Grey	LDG
Fired Steel	LIL
Flax Linen	LXF
Florence Walnut	LFC
Forged Steel	LOL
Frosty White	LFW
Graphite Nebula	LGN
Grey	LGE
High Rise	LHE
Hollyberry	LHY
Irish Linen	LIH
Island	LID
Italian Silver Ash	LIT
Kensington Maple	LKM
Lapis Blue	LLB
Markerboard White	LMK
Misted Zephyr	LMR
Monticello Maple	LMT
Nickel Evolv	LNV
North Sea	LNA
Ocean	LON
Orange Grove	LOE
Pearl Bisque	LPB
Pearl Silver	LPS
Pressed Linen	LPR
River Cherry	LRY
Rugged Linen	LRG
Satin Stainless	LSS
Shadow Zephyr	LSR
Silicon evolv	LSV
Sterling Ash	LAZ
Tailored Linen	LTL
Titanium evolv	LTV
White Nebula	LWL
White Sand	LWN
Windsor Mahogany	LWY

## Finish Cards

View color swatches for items listed within this document.

**Paints**

**Plastics/Pol**

**Wood/Veneer**

**Laminates**

**Molded Edges**

**Edge Styles**


**Hard Plastics**

**Glass**



# Perth® II

## Recliner

MODEL	Features	MODEL NUMBER									
		Basic Model	Non-Contrast or Fabric Contrast 1	Fabric Contrast 2	I.V. Pole	Catheter Attachment	Magazine Pouch	Arm Cap	Wood Finish		
 PRRL2	<b>Recliner (Closed Arm)</b> • Non-contrast C.O.M = 5.5 yd • 1 = Back and arms (Fabric Contrast 1) C.O.M. = 4.5 yd • 2 = Seat (Fabric Contrast 2) C.O.M. = 1.5 yd ----- • Optional magazine pouch (Fabric Contrast 1) C.O.M. = .5 yd	Non-Contrast	PRII/NC	<input type="checkbox"/> <input type="checkbox"/> <input type="checkbox"/> <input type="checkbox"/>			<input type="checkbox"/> <input type="checkbox"/> <input type="checkbox"/>	<input type="checkbox"/> <input type="checkbox"/> <input type="checkbox"/>	<input type="checkbox"/> <input type="checkbox"/> <input type="checkbox"/>	<input type="checkbox"/> <input type="checkbox"/> <input type="checkbox"/>	
	Contrast	PRII/FC	<input type="checkbox"/> <input type="checkbox"/> <input type="checkbox"/> <input type="checkbox"/>	<input type="checkbox"/> <input type="checkbox"/> <input type="checkbox"/> <input type="checkbox"/>	<input type="checkbox"/> <input type="checkbox"/> <input type="checkbox"/>	<input type="checkbox"/> <input type="checkbox"/> <input type="checkbox"/>	<input type="checkbox"/> <input type="checkbox"/> <input type="checkbox"/>	<input type="checkbox"/> <input type="checkbox"/> <input type="checkbox"/>	<input type="checkbox"/> <input type="checkbox"/> <input type="checkbox"/>	<input type="checkbox"/> <input type="checkbox"/> <input type="checkbox"/>	<input type="checkbox"/> <input type="checkbox"/> <input type="checkbox"/>

A

B

C

D

E

F

G

H

### HOW TO ORDER

Indicate the following information on order form:

- Quantity of each item.
- Model number, including options. See "How To Build a Model Number".
- Any special service required.

Note: • The  indicates that a choice is required.

- The absence of the  indicates that no choice is required.
- Alpha-numeric characters in place of  indicate that no other alternatives are available.

### HOW TO BUILD A MODEL NUMBER

**A** Select basic model.

**B** Select non-contrast or fabric contrast 1.  
Refer to [ki.com/fabrics](http://ki.com/fabrics)

**C** Select fabric contrast 2.  
Refer to [ki.com/fabrics](http://ki.com/fabrics)

**D** Select I.V. pole (facing).  
**NS** - No pole  
**LRFIV** - Left facing rear; add \$345  
**RFFIV** - Right facing front; add \$345  
**RRFIV** - Right facing rear; add \$345

If optional magazine pouch is specified, only Left-facing-rear (LRFIV) or No pole (NS) can be specified.

**E** Select catheter bag attachment hook (facing).

**NCA** - No catheter attachment  
**LRCA** - Left facing rear; add \$58  
**RFCA** - Right facing front; add \$58  
**RRCA** - Right facing rear; add \$58

If optional I.V. pole is specified, catheter attachment can not be specified in the same location.

**F** Select magazine pouch.

**NMR** - No magazine pouch  
**RFP** - Right side pouch (requires add'l fabric; matches arm); add \$220  
 Magazine pouch fabric will match arm fabric selection

**G** Select armcaps.

**WAC** - Wood armcaps (pair)  
**PAC** - Black poly (pair); add \$196

**H** Select wood finish color.\*  
 Refer to the **Product Color Options** page in this price list.

\*For Kensington Maple add upcharge.





Approx. Packaged Weight	Grade C.O.M.	Grade C	Grade D	Grade E & C.O.L.	Grade F	Grade G	Grade H	Grade I	Grade J	Grade K	Grade L Leather	Grade M Leather
155.0#	\$ 5078	\$ 5338	\$ 5404	\$ 5486	\$ 5539	\$ 5648	\$ 5756	\$ 5893	\$ 6164	\$ 6436	\$ 6704	\$ 7247
155.0#	5174	5432	5497	5581	5633	5743	5848	5986	6256	6527	6798	7341

#### KENSINGTON MAPLE UPCHARGE

Kensington Maple requires extended leadtimes.  
 Model  
 Perth II Recliner ; add \$26

## INFORMATION

Moisture Barrier \$154

#### C.O.M. Requirements

C.O.M. yardage requirements listed above are based on plain goods 54" wide. If less than 54" wide or fabrics requiring matching (stripes, plaids, prints, large patterns), additional yardage will be needed. Consult C.O.M. matrix on the Ordering C.O.M. and C.O.L. page for additional yardage needed. For C.O.M. fabric sent to KI-High Point on multiple rolls, add an additional yard of fabric per roll to the yardage requirements.

#### C.O.L. Requirements

Figure 18 sq. ft. of leather (C.O.L.) for each yard shown (i.e., 4.75 x 18 = 85.5 sq. ft.).

#### Contrasting Upholstery

When contrasting fabric is chosen, price at highest in-grade.

#### Minimum Fabric/Leather Quantity

Minimum order for fabric is 1 yard. Minimum order for leather is 1 hide (approximately 50 sq. ft).

#### Construction

Wood armcaps constructed of kiln-dried hardwood. Recliner mechanism constructed of flat and tubular steel bolted to wood arms at 16 locations. Ottoman mechanism constructed of 14-gauge steel mounted to chair frame. Back shell is 1" hardwood plywood (7 ply), glued and stapled. Seat shell is 1" hardwood plywood (7 ply). Cushioning of multiple densities of polyurethane foam. Seat and back are field replaceable. Ottoman is field replaceable. Soft touch ottoman release and push/pull handles. 5" sealed casters engaged with a foot-actuated central locking/braking caster system.

## SPECIAL SERVICES

#### Special Carton Marking

With specially marked information N/C

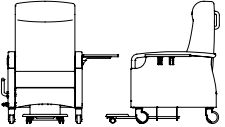
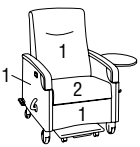
#### Shipping

Ships **assembled, FOB High Point, NC 27263, freight prepaid.** Freight class 250.

Specifications and prices are subject to change without prior notice.

# Perth® II

Recliner

Features	MODEL NUMBER									Approx. Packaged Weight	
	Basic Model	Non-Contrast or Fabric Contrast 1	Fabric Contrast 2	I.V. Pole	Catheter Attachment	Magazine Pouch	Arm Cap	Wood Finish	Laminate Color		
 <p>PRRL2  <b>Recliner (w/ Laminate Side Articulating Tablet) - Non-contrast</b></p> <ul style="list-style-type: none"> <li>• Non-contrast C.O.M = 5.5 yd</li> </ul>	Right facing	PRII/NC/RFT/LT	<input type="checkbox"/> <input type="checkbox"/> <input type="checkbox"/> <input type="checkbox"/>		<input type="checkbox"/> <input type="checkbox"/> <input type="checkbox"/>	<input type="checkbox"/> <input type="checkbox"/> <input type="checkbox"/>	<input type="checkbox"/> <input type="checkbox"/> <input type="checkbox"/>	<input type="checkbox"/> <input type="checkbox"/> <input type="checkbox"/>	<input type="checkbox"/> <input type="checkbox"/> <input type="checkbox"/>	155.0#	
 <p>PRRL2  <b>Recliner (w/ Laminate Side Articulating Tablet) - Contrast</b></p> <ul style="list-style-type: none"> <li>• 1 = Back, arms and footrest (Fabric Contrast 1) C.O.M. = 4.5 yd</li> <li>• 2 = Seat (Fabric Contrast 2) C.O.M. = 1.75 yd</li> <li>• Optional magazine pouch (Fabric Contrast 1) C.O.M. = .5 yd</li> </ul>	Right facing	PRII/FC/RFT/LT	<input type="checkbox"/> <input type="checkbox"/> <input type="checkbox"/> <input type="checkbox"/>	<input type="checkbox"/> <input type="checkbox"/> <input type="checkbox"/> <input type="checkbox"/>	<input type="checkbox"/> <input type="checkbox"/> <input type="checkbox"/>	<input type="checkbox"/> <input type="checkbox"/> <input type="checkbox"/>	<input type="checkbox"/> <input type="checkbox"/> <input type="checkbox"/>	<input type="checkbox"/> <input type="checkbox"/> <input type="checkbox"/>	<input type="checkbox"/> <input type="checkbox"/> <input type="checkbox"/>	155.0#	
			<b>A</b>	<b>B</b>	<b>C</b>	<b>D</b>	<b>E</b>	<b>F</b>	<b>G</b>	<b>H</b>	<b>I</b>

## HOW TO ORDER

Indicate the following information on order form:

- Quantity of each item.
- Model number, including options. See "How To Build a Model Number".
- Any special service required.

Note: • The  indicates that a choice is required.

- The absence of the  indicates that no choice is required.
- Alpha-numeric characters in place of  indicate that no other alternatives are available.

## HOW TO BUILD A MODEL NUMBER

- A** Select basic model.
- B** Select non-contrast or fabric contrast 1. Refer to [ki.com/fabrics](http://ki.com/fabrics)
- C** Select fabric contrast 2. Refer to [ki.com/fabrics](http://ki.com/fabrics)
- D** Select I.V. pole (facing).
 

<b>NS</b>	- No pole
<b>LRFIV</b>	- Left facing rear; add \$345
<b>RFFIV</b>	- Right facing front; add \$345
<b>RRFIV</b>	- Right facing rear; add \$345

Left front facing not available with side tablet.  
 If optional magazine pouch is specified, only Left-facing-rear (LRFIV) or No pole (NS) can be specified.

Left facing = right-handed when seated  
 Right facing = left-handed when seated

- E** Select catheter bag attachment hook (facing).
 

<b>NCA</b>	- No catheter attachment
<b>LRCA</b>	- Left facing rear; add \$58
<b>RFCA</b>	- Right facing front; add \$58
<b>RRCA</b>	- Right facing rear; add \$58

Left front facing not available with side tablet. If optional I.V. pole is specified, catheter attachment can not be specified in the same location.

- F** Select magazine pouch.
 

<b>NMR</b>	- No magazine pouch
<b>RFP</b>	- Right side pouch (requires add'l fabric; matches arm); add \$220

Magazine pouch fabric will match arm fabric selection

- G** Select armcaps.
 

<b>WAC</b>	- Wood armcaps (pair)
<b>PAC</b>	- Black poly (pair); add \$196

- H** Select wood finish color.\* Refer to the **Product Color Options** page in this price list.  
 \*For Kensington Maple add upcharge.
- I** Select laminate color. Refer to the **Product Color Options** page in this price list.



Grade C.O.M.	Grade C	Grade D	Grade E & C.O.L.	Grade F	Grade G	Grade H	Grade I	Grade J	Grade K	Grade L Leather	Grade M Leather
\$ 5543	\$ 5801	\$ 5869	\$ 5950	\$ 6003	\$ 6113	\$ 6218	\$ 6355	\$ 6626	\$ 6896	\$ 7168	\$ 7711
\$ 5637	\$ 5894	\$ 5960	\$ 6044	\$ 6095	\$ 6206	\$ 6312	\$ 6448	\$ 6720	\$ 6990	\$ 7262	\$ 7802

#### INFORMATION

Moisture Barrier \$154

#### C.O.M. Requirements

C.O.M. yardage requirements listed above are based on plain goods 54" wide. If less than 54" wide or fabrics requiring matching (stripes, plaids, prints, large patterns), additional yardage will be needed. Consult C.O.M. matrix on the Ordering C.O.M. and C.O.L. page for additional yardage needed. For C.O.M. fabric sent to KI-High Point on multiple rolls, add an additional yard of fabric per roll to the yardage requirements.

#### C.O.L. Requirements

Figure 18 sq. ft. of leather (C.O.L.) for each yard shown (i.e., 4.75 x 18 = 85.5 sq. ft.).

#### Contrasting Upholstery

When contrasting fabric is chosen, price at highest in-grade.

#### Minimum Fabric/Leather Quantity

Minimum order for fabric is 1 yard. Minimum order for leather is 1 hide (approximately 50 sq. ft.).

#### Construction

Wood armcaps constructed of kiln-dried hardwood. Recliner mechanism constructed of flat and tubular steel bolted to wood arms at 16 locations. Ottoman mechanism constructed of 14-gauge steel mounted to chair frame. Back shell is 1" hardwood plywood (7 ply), glued and stapled. Seat shell is 1" hardwood plywood (7 ply). Cushioning of multiple densities of polyurethane foam. Seat and back are field replaceable. Ottoman is field replaceable. Soft touch ottoman release and push/pull handles. 5" sealed casters engaged with a foot-actuated central locking/braking caster system.

#### SPECIAL SERVICES

##### Special Carton Marking

With specially marked information N/C

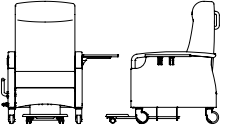
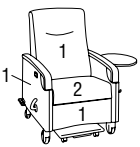
##### Shipping

Ships **assembled, FOB High Point, NC 27263, freight prepaid.** Freight class 250.

Specifications and prices are subject to change without prior notice.

## Perth® II

Recliner

Features	MODEL NUMBER										Approx. Packaged Weight
	Basic Model	Non-Contrast or Fabric Contrast 1	Fabric Contrast 2	I.V. Pole	Catheter Attachment	Magazine Pouch	Arm Cap	Wood Finish	Veneer Color		
 <p>PRRL2  <b>Recliner (w/ Veneer Side Articulating Tablet) - Non-contrast</b>            • Non-contrast C.O.M = 5.5 yd</p>	Right facing	PRII/NC/RFT/VT	<input type="checkbox"/> <input type="checkbox"/> <input type="checkbox"/> <input type="checkbox"/>		<input type="checkbox"/> <input type="checkbox"/> <input type="checkbox"/>	<input type="checkbox"/> <input type="checkbox"/> <input type="checkbox"/>	<input type="checkbox"/> <input type="checkbox"/> <input type="checkbox"/>	<input type="checkbox"/> <input type="checkbox"/> <input type="checkbox"/>	<input type="checkbox"/> <input type="checkbox"/> <input type="checkbox"/>	<input type="checkbox"/> <input type="checkbox"/> <input type="checkbox"/>	155.0#
 <p>PRRL2  <b>Recliner (w/ Veneer Side Articulating Tablet) - Contrast</b>            • 1 = Back, arms and footrest (Fabric Contrast 1) C.O.M. = 4.5 yd            • 2 = Seat (Fabric Contrast 2) C.O.M. = 1.75 yd            • Optional magazine pouch (Fabric Contrast 1) C.O.M. = .5 yd</p>	Right facing	PRII/FC/RFT/VT	<input type="checkbox"/> <input type="checkbox"/> <input type="checkbox"/> <input type="checkbox"/>	<input type="checkbox"/> <input type="checkbox"/> <input type="checkbox"/> <input type="checkbox"/>	<input type="checkbox"/> <input type="checkbox"/> <input type="checkbox"/>	<input type="checkbox"/> <input type="checkbox"/> <input type="checkbox"/>	<input type="checkbox"/> <input type="checkbox"/> <input type="checkbox"/>	<input type="checkbox"/> <input type="checkbox"/> <input type="checkbox"/>	<input type="checkbox"/> <input type="checkbox"/> <input type="checkbox"/>	<input type="checkbox"/> <input type="checkbox"/> <input type="checkbox"/>	155.0#
			<b>A</b>	<b>B</b>	<b>C</b>	<b>D</b>	<b>E</b>	<b>F</b>	<b>G</b>	<b>H</b>	<b>I</b>

## HOW TO ORDER

Indicate the following information on order form:

- Quantity of each item.
- Model number, including options. See "How To Build a Model Number".
- Any special service required.

Note: • The  indicates that a choice is required.

- The absence of the  indicates that no choice is required.
- Alpha-numeric characters in place of  indicate that no other alternatives are available.

## HOW TO BUILD A MODEL NUMBER

**A** Select basic model.

**B** Select non-contrast or fabric contrast 1. Refer to [ki.com/fabrics](http://ki.com/fabrics)

**C** Select fabric contrast 2. Refer to [ki.com/fabrics](http://ki.com/fabrics)

**D** Select I.V. pole (facing).

**NS** - No pole  
**LRFIV** - Left facing rear; add \$345  
**RFFIV** - Right facing front; add \$345  
**RRFIV** - Right facing rear; add \$345

Left front facing not available with side tablet.  
 If optional magazine pouch is specified, only Left-facing-rear (LRFIV) or No pole (NS) can be specified.

Left facing = right-handed when seated  
 Right facing = left-handed when seated

**E** Select catheter bag attachment hook (facing).

**NCA** - No catheter attachment  
**LRCA** - Left facing rear; add \$58  
**RFCFA** - Right facing front; add \$58  
**RRCA** - Right facing rear; add \$58

Left front facing not available with side tablet. If optional I.V. pole is specified, catheter attachment can not be specified in the same location.

**F** Select magazine pouch.

**NMR** - No magazine pouch  
**RFP** - Right side pouch (requires add'l fabric; matches arm); add \$220  
 Magazine pouch fabric will match arm fabric selection

**G** Select armcaps.

**WAC** - Wood armcaps (pair)  
**PAC** - Black poly (pair); add \$196

**H** Select wood finish color.\*

Refer to the **Product Color Options** page in this price list.

\*For Kensington Maple add upcharge.

**I** Select veneer color.

Refer to the **Product Color Options** page in this price list.



Grade C.O.M.	Grade C	Grade D	Grade E & C.O.L.	Grade F	Grade G	Grade H	Grade I	Grade J	Grade K	Grade L Leather	Grade M Leather
\$ 5543	\$ 5801	\$ 5869	\$ 5950	\$ 6003	\$ 6113	\$ 6218	\$ 6355	\$ 6626	\$ 6896	\$ 7168	\$ 7711
\$ 5637	\$ 5894	\$ 5960	\$ 6044	\$ 6095	\$ 6206	\$ 6312	\$ 6448	\$ 6720	\$ 6990	\$ 7262	\$ 7802

#### INFORMATION

Moisture Barrier \$154

#### C.O.M. Requirements

C.O.M. yardage requirements listed above are based on plain goods 54" wide. If less than 54" wide or fabrics requiring matching (stripes, plaids, prints, large patterns), additional yardage will be needed. Consult C.O.M. matrix on the Ordering C.O.M. and C.O.L. page for additional yardage needed. For C.O.M. fabric sent to KI-High Point on multiple rolls, add an additional yard of fabric per roll to the yardage requirements.

#### C.O.L. Requirements

Figure 18 sq. ft. of leather (C.O.L.) for each yard shown (i.e., 4.75 x 18 = 85.5 sq. ft.).

#### Contrasting Upholstery

When contrasting fabric is chosen, price at highest in-grade.

#### Minimum Fabric/Leather Quantity

Minimum order for fabric is 1 yard. Minimum order for leather is 1 hide (approximately 50 sq. ft.).

#### Construction

Wood armcaps constructed of kiln-dried hardwood. Recliner mechanism constructed of flat and tubular steel bolted to wood arms at 16 locations. Ottoman mechanism constructed of 14-gauge steel mounted to chair frame. Back shell is 1" hardwood plywood (7 ply), glued and stapled. Seat shell is 1" hardwood plywood (7 ply). Cushioning of multiple densities of polyurethane foam. Seat and back are field replaceable. Ottoman is field replaceable. Soft touch ottoman release and push/pull handles. 5" sealed casters engaged with a foot-actuated central locking/braking caster system.

#### SPECIAL SERVICES

##### Special Carton Marking

With specially marked information N/C

##### Shipping

Ships **assembled, FOB High Point, NC 27263, freight prepaid.** Freight class 250.

Specifications and prices are subject to change without prior notice.

## Perth® II

## Recliner Replacement Parts

	MODEL	MODEL NUMBER			Approx. Packaged Weight	Grade C.O.M.	Grade C
		Basic Model	Non-Contrast or Fabric Contrast 1	Moisture Barrier			
PRRP2	<b>Replacement Back</b> • Non-contrast C.O.M = 2 yd	PRR2BK	<input type="checkbox"/> <input type="checkbox"/> <input type="checkbox"/> <input type="checkbox"/>	<input type="checkbox"/> <input type="checkbox"/>	40.0#	\$ 1065	\$ 1158
PRRP2	<b>Replacement Seat</b> • Non-contrast C.O.M = 1 yd	PRR2ST	<input type="checkbox"/> <input type="checkbox"/> <input type="checkbox"/> <input type="checkbox"/>	<input type="checkbox"/> <input type="checkbox"/>	5.0#	\$ 409	\$ 457
PRRP2	<b>Replacement Ottoman</b> • Non-contrast C.O.M = .5 yd	PRR2FT	<input type="checkbox"/> <input type="checkbox"/> <input type="checkbox"/> <input type="checkbox"/>	<input type="checkbox"/> <input type="checkbox"/>	5.0#	\$ 414	\$ 437

A

B

C

## HOW TO ORDER

Indicate the following information on order form:

- Quantity of each item.
- Model number, including options. See "How To Build a Model Number".
- Any special service required.

Note: • The  indicates that a choice is required.

- The absence of the  indicates that no choice is required.
- Alpha-numeric characters in place of  indicate that no other alternatives are available.

## HOW TO BUILD A MODEL NUMBER

- A** Select basic model.
- B** Select non-contrast or fabric contrast 1. Refer to [ki.com/fabrics](http://ki.com/fabrics)
- C** Select moisture barrier.

**NMB** - No moisture barrier

**MB** - Moisture barrier

See pricing column for moisture barrier upcharge.



Grade D	Grade E & C.O.L.	Grade F	Grade G	Grade H	Grade I	Grade J	Grade K	Grade L Leather	Grade M Leather	Moisture Barrier add to list price
\$ 1185	\$ 1213	\$ 1231	\$ 1272	\$ 1310	\$ 1359	\$ 1458	\$ 1559	\$ 1655	\$ 1854	\$ 106
\$ 468	\$ 485	\$ 493	\$ 515	\$ 531	\$ 558	\$ 607	\$ 655	\$ 706	\$ 804	\$ 41
\$ 443	\$ 451	\$ 456	\$ 466	\$ 474	\$ 488	\$ 512	\$ 535	\$ 562	\$ 613	\$ 41

## INFORMATION

### C.O.M. Requirements

C.O.M. yardage requirements listed above are based on plain goods 54" wide. If less than 54" wide or fabrics requiring matching (stripes, plaids, prints, large patterns), additional yardage will be needed. Consult C.O.M. matrix on the Ordering C.O.M. and C.O.L. page for additional yardage needed. For C.O.M. fabric sent to KI-High Point on multiple rolls, add an additional yard of fabric per roll to the yardage requirements.

### C.O.L. Requirements

Figure 18 sq. ft. of leather (C.O.L.) for each yard shown (i.e., 4.75 x 18 = 85.5 sq. ft.).

### Contrasting Upholstery

When contrasting fabric is chosen, price at highest in-grade.

## SPECIAL SERVICES

### Special Carton Marking

With specially marked information N/C

### Shipping

Ships **assembled, FOB High Point, NC 27263, freight prepaid.** Freight class 250.

Specifications and prices are subject to change without prior notice.

# Rose™ Seating

## General Information



Sled Base Low

Sled Base Mid

Sled Base High

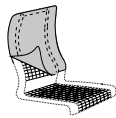
4-Leg Low

4-Leg Mid

Features	•	•	•	•	•
Flex Motion	•	•	•	•	•
Moisture barrier option	•	•	•	•	•
Ottoman	•	•	•	•	•
Rear tilt wheels	•	•	•	•	•
Removable upholstery	•	•	•	•	•
Ventilated mesh	•	•	•	•	•
Headrest	•	•	•	•	•
General Dimensions					
Width	24-1/2"	24-1/2"	24-1/2"	24-1/2"	24-1/2"
Depth	26"	26"	26"	26"	26"
Height	33"	43-1/2"	49"	33"	43-1/2"
Arm height	26"	26"	26"	26"	26"
Seat width	21"	21"	21"	21"	21"
Seat depth	18"	18"	18"	18"	18"
Seat height	18"	18"	18"	18"	18"
Height-seat to top of back	18"	27"	31"	18"	27"



00-Style



04-Style



05-Style

### SPECIFICATIONS

#### Seat/Back Structural Frame

Constructed of a 1-1/2"W x 1/4" thick hot-formed truck-grade, alloy-spring steel. Front cantilevered from base mounting for rearward deflection. Frame allows the user to lean into well-developed lumbar support without lifting feet off the floor, thereby eliminating under-thigh pressure and compromised circulation. Frame allows for a unified wave-like resilient rocking motion with a flat-bottomed chair base and no moving parts.

#### Coatings/Wood Finishes

Metal finishes are electrostatically-applied epoxy powder coating. Wood finishes are catalyzed lacquer over natural wood.

#### Base

Metal base is 14-gauge 1-1/4" diameter round, electric-welded steel tubing.

#### Glides

Glides are nylon and non-marring. Front anti-tip glides, on sled base version only, are injection molded clear surlyn.

#### Wheels

Non-marring nylon rear tilt wheels mounted off the floor to engage only when chair is tilted backwards for relocation.

#### Arms

1-1/4" diameter, 14-gauge steel tubing covered with a mechanically-fastened polyurethane armcap.

#### Upholstery Style Description

Available in three different upholstery styles. Mesh slings are available in a coordinated series of mesh colors, KI and Pallas fabrics.

#### 00-Style - Open Mesh with Fabric or Vinyl Side Trim

The perfect solution where hygiene and cleanability are paramount. The mesh sling specified with vinyl side trim allows for the

use of all types of healthcare cleaning agents including bleach and steam. Mesh slings are also CAL 133 compliant.

#### 04-Style - Velcro-Removable Padded Upholstery on Back Only with Mesh Seat

A removable padded upholstery cover for the back of the chair offers the flexibility of having a full upholstered back while retaining the hygienic and cleaning benefits of the mesh seat. The back can be removed for easy cleaning and replacement or to reveal the all-mesh sling underneath.

#### 05-Style - Velcro-Removable Padded Upholstery on Seat and Back

Provides the flexibility of having either fully upholstered seat and back covers or, by removing one or both, exposing the fully functional "00" style mesh sling chair underneath. The "05" velcro-affixed covers also allow for easy cleaning and replacement of upholstery





## 4-Leg High

<b>Features</b>	
Flex Motion	•
Moisture barrier option	•
Ottoman	•
Rear tilt wheels	•
Removable upholstery	•
Ventilated mesh	•
Headrest	•
<b>General Dimensions</b>	
Width	24-1/2"
Depth	26"
Height	49"
Arm height	26"
Seat width	21"
Seat depth	18"
Seat height	18"
Height-seat to top of back	31"

## INFORMATION

### Warranty

Refer to KI Terms & Conditions document or visit [ki.com](http://ki.com)

# Rose™ Seating

Product Color Options

## Frame Color

Black	BL
Bronze Metallic	ZM
Champagne Metallic	CM
Cool Grey	CG
Espresso Metallic	EX
Flannel	FN
Light Tone	LG
Misty Brown	MY
Sand	SA
Starlight Silver Metallic	SX
Warm Grey	WG
Wet Sand	WS

## Seat/Back Mesh Color

Aloe	HMAL
Glassblock	HMGL
Silver Sage	HMSS
White	HMWH
Grey Sand	HMGs
Grey	HMGY

## Finish Cards

View color swatches for items listed within this document.

Paints

Plastics/Poly

Wood/Veneer

Laminates

Molded Edges

Edge Styles




Hard Plastics

Glass



# Rose™ Seating

Sled Base Chair

MODEL	Features	MODEL NUMBER								
		Basic Model	Frame Color	Seat/Back Mesh Color	Upholstery Side Trim Color	Removable Cover Uph Color	Headrest Color	Fire Code	Moisture Barrier	
	<b>Mesh Seat and Back with Trim</b>	Low back	RSL00	<input type="checkbox"/>	<input type="checkbox"/> <input type="checkbox"/> <input type="checkbox"/> <input type="checkbox"/>	<input type="checkbox"/> <input type="checkbox"/> <input type="checkbox"/> <input type="checkbox"/>		<input type="checkbox"/> <input type="checkbox"/> <input type="checkbox"/> <input type="checkbox"/>	<input type="checkbox"/> <input type="checkbox"/>	
		Mid back	RSM00	<input type="checkbox"/>	<input type="checkbox"/> <input type="checkbox"/> <input type="checkbox"/> <input type="checkbox"/>	<input type="checkbox"/> <input type="checkbox"/> <input type="checkbox"/> <input type="checkbox"/>		<input type="checkbox"/> <input type="checkbox"/> <input type="checkbox"/> <input type="checkbox"/>	<input type="checkbox"/> <input type="checkbox"/>	
		High back	RSH00	<input type="checkbox"/>	<input type="checkbox"/> <input type="checkbox"/> <input type="checkbox"/> <input type="checkbox"/>	<input type="checkbox"/> <input type="checkbox"/> <input type="checkbox"/> <input type="checkbox"/>		<input type="checkbox"/> <input type="checkbox"/> <input type="checkbox"/> <input type="checkbox"/>	<input type="checkbox"/> <input type="checkbox"/>	
RSM2										
	<b>Removable Padded Upholstery Back with Mesh Seat and Trim</b>	Low back	RSL04	<input type="checkbox"/>	<input type="checkbox"/> <input type="checkbox"/> <input type="checkbox"/> <input type="checkbox"/>	<input type="checkbox"/> <input type="checkbox"/> <input type="checkbox"/> <input type="checkbox"/>	<input type="checkbox"/> <input type="checkbox"/> <input type="checkbox"/> <input type="checkbox"/>	<input type="checkbox"/> <input type="checkbox"/> <input type="checkbox"/> <input type="checkbox"/>	<input type="checkbox"/> <input type="checkbox"/>	
		Mid back	RSM04	<input type="checkbox"/>	<input type="checkbox"/> <input type="checkbox"/> <input type="checkbox"/> <input type="checkbox"/>	<input type="checkbox"/> <input type="checkbox"/> <input type="checkbox"/> <input type="checkbox"/>	<input type="checkbox"/> <input type="checkbox"/> <input type="checkbox"/> <input type="checkbox"/>	<input type="checkbox"/> <input type="checkbox"/> <input type="checkbox"/> <input type="checkbox"/>	<input type="checkbox"/> <input type="checkbox"/>	
		High back	RSH04	<input type="checkbox"/>	<input type="checkbox"/> <input type="checkbox"/> <input type="checkbox"/> <input type="checkbox"/>	<input type="checkbox"/> <input type="checkbox"/> <input type="checkbox"/> <input type="checkbox"/>	<input type="checkbox"/> <input type="checkbox"/> <input type="checkbox"/> <input type="checkbox"/>	<input type="checkbox"/> <input type="checkbox"/> <input type="checkbox"/> <input type="checkbox"/>	<input type="checkbox"/> <input type="checkbox"/>	
RSM2										
	<b>Removable Padded Seat and Back Upholstery with Trim</b>	Low back	RSL05	<input type="checkbox"/>	<input type="checkbox"/> <input type="checkbox"/> <input type="checkbox"/> <input type="checkbox"/>	<input type="checkbox"/> <input type="checkbox"/> <input type="checkbox"/> <input type="checkbox"/>	<input type="checkbox"/> <input type="checkbox"/> <input type="checkbox"/> <input type="checkbox"/>	<input type="checkbox"/> <input type="checkbox"/> <input type="checkbox"/> <input type="checkbox"/>	<input type="checkbox"/> <input type="checkbox"/>	<input type="checkbox"/> <input type="checkbox"/>
		Mid back	RSM05	<input type="checkbox"/>	<input type="checkbox"/> <input type="checkbox"/> <input type="checkbox"/> <input type="checkbox"/>	<input type="checkbox"/> <input type="checkbox"/> <input type="checkbox"/> <input type="checkbox"/>	<input type="checkbox"/> <input type="checkbox"/> <input type="checkbox"/> <input type="checkbox"/>	<input type="checkbox"/> <input type="checkbox"/> <input type="checkbox"/> <input type="checkbox"/>	<input type="checkbox"/> <input type="checkbox"/>	<input type="checkbox"/> <input type="checkbox"/>
		High back	RSH05	<input type="checkbox"/>	<input type="checkbox"/> <input type="checkbox"/> <input type="checkbox"/> <input type="checkbox"/>	<input type="checkbox"/> <input type="checkbox"/> <input type="checkbox"/> <input type="checkbox"/>	<input type="checkbox"/> <input type="checkbox"/> <input type="checkbox"/> <input type="checkbox"/>	<input type="checkbox"/> <input type="checkbox"/> <input type="checkbox"/> <input type="checkbox"/>	<input type="checkbox"/> <input type="checkbox"/>	<input type="checkbox"/> <input type="checkbox"/>
RSM2										
			<b>A</b>	<b>B</b>	<b>C</b>	<b>D</b>	<b>E</b>	<b>F</b>	<b>G</b>	<b>H</b>

## HOW TO ORDER

Indicate the following information on order form:

- Quantity of each item.
- Model number, including options. See "How To Build a Model Number".
- Any special service required.

Note: • The  indicates that a choice is required.

- The absence of the  indicates that no choice is required.
- Alpha-numeric characters in place of  indicate that no other alternatives are available.

## HOW TO BUILD A MODEL NUMBER

**A** Select basic model.

**B** Select metal frame color.  
Refer to the **Product Color Options** page in this price list.

**C** Select seat/back mesh color.  
Refer to the **Product Color Options** page in this price list.

**D** Select side trim upholstery color.  
Refer to [ki.com/fabrics](http://ki.com/fabrics)  
If mesh or removable upholstery was specified, vinyl or fabric trim must be selected.

**E** Select removable cover upholstery color.  
Refer to [ki.com/fabrics](http://ki.com/fabrics)

**F** Select headrest upholstery color.  
Refer to [ki.com/fabrics](http://ki.com/fabrics)

**G** Select fire code.

**NFR** - Compliance to TB 117-2013

**FR** - Compliance to TB 133

See pricing column for TB133 upcharge.

**H** Select moisture barrier.

**NOM** - No moisture barrier

**WMB** - Yes moisture barrier; add \$80

Upcharge applies to Model 05 style only.



Approx. Packaged Weight	Delivered Pricing Fabric Grade 1 & C.O.M.	Delivered Pricing Fabric Grade 2	Delivered Pricing Fabric Grade 3	Delivered Pricing C.O.V.	Delivered Pricing Vinyl Group 2V	Delivered Pricing Pallas Fabric Group P0	Delivered Pricing Pallas Fabric Group P1	Delivered Pricing Pallas Fabric Group P2	Delivered Pricing Pallas Fabric Group P3	Delivered Pricing Pallas Fabric Group P4	TB133 add to list price
30.0#	\$ 1454	\$ 1467	\$ 1484	\$ 1454	\$ 1484	\$ 1477	\$ 1516	\$ 1549	\$ 1580	\$ 1610	\$ 41
31.0#	1473	1489	1505	1473	1505	1500	1540	1571	1601	1633	41
32.0#	1475	1490	1507	1475	1507	1501	1541	1572	1602	1634	41
31.0#	\$ 1676	\$ 1693	\$ 1708	\$ 1676	\$ 1708	\$ 1700	\$ 1741	\$ 1773	\$ 1804	\$ 1834	\$ 191
32.0#	1700	1715	1732	1700	1732	1725	1766	1797	1828	1857	220
33.0#	1711	1727	1744	1711	1744	1737	1776	1809	1839	1870	232
32.0#	\$ 1972	\$ 1986	\$ 2003	\$ 1972	\$ 2003	\$ 1996	\$ 2036	\$ 2070	\$ 2099	\$ 2130	\$ 296
33.0#	1994	2009	2025	1994	2025	2019	2059	2090	2122	2150	324
34.0#	1997	2013	2029	1997	2029	2024	2064	2095	2125	2154	336

#### UPHOLSTERY INFORMATION

##### C.O.M. Trim Calculation

C.O.M. requirement for 00, 04 & 05 styles is 2 yards per 2 chairs. For complete information on ordering C.O.M., see "Ordering C.O.M., C.O.V. and C.O.L." section.

##### C.O.M. Cover Upholstery

C.O.M. requirement for 04 style is 1 yard and for 05 style 2 yards. For complete information on ordering C.O.M., see "Ordering C.O.M., C.O.V. and C.O.L." section.

##### Note:

Combine C.O.M. Trim and C.O.M. Covers columns when calculating overall C.O.M. requirements.

#### California TB133 Fire Safety Code

The above seating products can be manufactured using the appropriate flame-retardant materials and fabric selections for compliance to California Technical Bulletin 133. Please contact KI customer service for fabric compliance. Not available with moisture barrier.

#### SPECIAL SERVICES

##### Special Carton Marking

With specially marked information N/C




##### Shipping

Ships **assembled, FOB Bonduel, WI 54107, freight prepaid.** Freight class 250.

Specifications and prices are subject to change without prior notice.

# Rose™ Seating

4-Leg Metal Chair

	MODEL	Features	MODEL NUMBER								
			Basic Model	Frame Color	Seat/Back Mesh Color	Upholstery Side Trim Color	Removable Cover Uph Color	Headrest Color	Fire Code	Moisture Barrier	
	<b>Mesh Seat and Back with Trim</b>	Low back	RVL00	<input type="checkbox"/>	<input type="checkbox"/> <input type="checkbox"/> <input type="checkbox"/> <input type="checkbox"/>	<input type="checkbox"/> <input type="checkbox"/> <input type="checkbox"/> <input type="checkbox"/>			<input type="checkbox"/> <input type="checkbox"/> <input type="checkbox"/> <input type="checkbox"/>	<input type="checkbox"/> <input type="checkbox"/>	
		Mid back	RVM00	<input type="checkbox"/>	<input type="checkbox"/> <input type="checkbox"/> <input type="checkbox"/> <input type="checkbox"/>	<input type="checkbox"/> <input type="checkbox"/> <input type="checkbox"/> <input type="checkbox"/>			<input type="checkbox"/> <input type="checkbox"/> <input type="checkbox"/> <input type="checkbox"/>	<input type="checkbox"/> <input type="checkbox"/>	
		High back	RVH00	<input type="checkbox"/>	<input type="checkbox"/> <input type="checkbox"/> <input type="checkbox"/> <input type="checkbox"/>	<input type="checkbox"/> <input type="checkbox"/> <input type="checkbox"/> <input type="checkbox"/>			<input type="checkbox"/> <input type="checkbox"/> <input type="checkbox"/> <input type="checkbox"/>	<input type="checkbox"/> <input type="checkbox"/>	
RSM2											
	<b>Removable Padded Upholstery Back with Mesh Seat and Trim</b>	Low back	RVL04	<input type="checkbox"/>	<input type="checkbox"/> <input type="checkbox"/> <input type="checkbox"/> <input type="checkbox"/>	<input type="checkbox"/> <input type="checkbox"/> <input type="checkbox"/> <input type="checkbox"/>	<input type="checkbox"/> <input type="checkbox"/> <input type="checkbox"/> <input type="checkbox"/>	<input type="checkbox"/> <input type="checkbox"/> <input type="checkbox"/> <input type="checkbox"/>	<input type="checkbox"/> <input type="checkbox"/> <input type="checkbox"/> <input type="checkbox"/>	<input type="checkbox"/> <input type="checkbox"/>	
		Mid back	RVM04	<input type="checkbox"/>	<input type="checkbox"/> <input type="checkbox"/> <input type="checkbox"/> <input type="checkbox"/>	<input type="checkbox"/> <input type="checkbox"/> <input type="checkbox"/> <input type="checkbox"/>	<input type="checkbox"/> <input type="checkbox"/> <input type="checkbox"/> <input type="checkbox"/>	<input type="checkbox"/> <input type="checkbox"/> <input type="checkbox"/> <input type="checkbox"/>	<input type="checkbox"/> <input type="checkbox"/> <input type="checkbox"/> <input type="checkbox"/>	<input type="checkbox"/> <input type="checkbox"/>	
		High back	RVH04	<input type="checkbox"/>	<input type="checkbox"/> <input type="checkbox"/> <input type="checkbox"/> <input type="checkbox"/>	<input type="checkbox"/> <input type="checkbox"/> <input type="checkbox"/> <input type="checkbox"/>	<input type="checkbox"/> <input type="checkbox"/> <input type="checkbox"/> <input type="checkbox"/>	<input type="checkbox"/> <input type="checkbox"/> <input type="checkbox"/> <input type="checkbox"/>	<input type="checkbox"/> <input type="checkbox"/> <input type="checkbox"/> <input type="checkbox"/>	<input type="checkbox"/> <input type="checkbox"/>	
RSM2											
	<b>Removable Padded Seat and Back Upholstery with Trim</b>	Low back	RVL05	<input type="checkbox"/>	<input type="checkbox"/> <input type="checkbox"/> <input type="checkbox"/> <input type="checkbox"/>	<input type="checkbox"/> <input type="checkbox"/> <input type="checkbox"/> <input type="checkbox"/>	<input type="checkbox"/> <input type="checkbox"/> <input type="checkbox"/> <input type="checkbox"/>	<input type="checkbox"/> <input type="checkbox"/> <input type="checkbox"/> <input type="checkbox"/>	<input type="checkbox"/> <input type="checkbox"/> <input type="checkbox"/> <input type="checkbox"/>	<input type="checkbox"/> <input type="checkbox"/>	<input type="checkbox"/> <input type="checkbox"/>
		Mid back	RVM05	<input type="checkbox"/>	<input type="checkbox"/> <input type="checkbox"/> <input type="checkbox"/> <input type="checkbox"/>	<input type="checkbox"/> <input type="checkbox"/> <input type="checkbox"/> <input type="checkbox"/>	<input type="checkbox"/> <input type="checkbox"/> <input type="checkbox"/> <input type="checkbox"/>	<input type="checkbox"/> <input type="checkbox"/> <input type="checkbox"/> <input type="checkbox"/>	<input type="checkbox"/> <input type="checkbox"/> <input type="checkbox"/> <input type="checkbox"/>	<input type="checkbox"/> <input type="checkbox"/>	<input type="checkbox"/> <input type="checkbox"/>
		High back	RVH05	<input type="checkbox"/>	<input type="checkbox"/> <input type="checkbox"/> <input type="checkbox"/> <input type="checkbox"/>	<input type="checkbox"/> <input type="checkbox"/> <input type="checkbox"/> <input type="checkbox"/>	<input type="checkbox"/> <input type="checkbox"/> <input type="checkbox"/> <input type="checkbox"/>	<input type="checkbox"/> <input type="checkbox"/> <input type="checkbox"/> <input type="checkbox"/>	<input type="checkbox"/> <input type="checkbox"/> <input type="checkbox"/> <input type="checkbox"/>	<input type="checkbox"/> <input type="checkbox"/>	<input type="checkbox"/> <input type="checkbox"/>
RSM2											
			<b>A</b>	<b>B</b>	<b>C</b>	<b>D</b>	<b>E</b>	<b>F</b>	<b>G</b>	<b>H</b>	

## HOW TO ORDER

Indicate the following information on order form:

- Quantity of each item.
- Model number, including options. See "How To Build a Model Number".
- Any special service required.

Note: • The  indicates that a choice is required.

- The absence of the  indicates that no choice is required.
- Alpha-numeric characters in place of  indicate that no other alternatives are available.

## HOW TO BUILD A MODEL NUMBER

**A** Select basic model.

**B** Select metal frame color.  
Refer to the **Product Color Options** page in this price list.

**C** Select seat/back mesh color.  
Refer to the **Product Color Options** page in this price list.

**D** Select side trim upholstery color.  
Refer to [ki.com/fabrics](http://ki.com/fabrics)  
If mesh or removable upholstery was specified, vinyl or fabric trim must be selected.

**E** Select removable cover upholstery color.  
Refer to [ki.com/fabrics](http://ki.com/fabrics)

**F** Select headrest upholstery color.  
Refer to [ki.com/fabrics](http://ki.com/fabrics)

**G** Select fire code.

**NFR** - Compliance to TB 117-2013  
**FR** - Compliance to TB 133

See pricing column for TB133 upcharge.

**H** Select moisture barrier.

**NOM** - No moisture barrier  
**WMB** - Yes moisture barrier; add \$80

Upcharge applies to Model 05 style only.



Approx. Packaged Weight	Delivered Pricing Fabric Grade 1 & C.O.M.	Delivered Pricing Fabric Grade 2	Delivered Pricing Fabric Grade 3	Delivered Pricing C.O.V.	Delivered Pricing Vinyl Group 2V	Delivered Pricing Pallas Fabric Group P0	Delivered Pricing Pallas Fabric Group P1	Delivered Pricing Pallas Fabric Group P2	Delivered Pricing Pallas Fabric Group P3	Delivered Pricing Pallas Fabric Group P4	TB133 add to list price
31.0#	\$ 1440	\$ 1457	\$ 1472	\$ 1440	\$ 1472	\$ 1466	\$ 1507	\$ 1538	\$ 1569	\$ 1598	\$ 41
32.0#	1461	1476	1492	1461	1492	1486	1528	1557	1588	1617	41
33.0#	1463	1479	1494	1463	1494	1490	1531	1560	1591	1619	41

32.0#	\$ 1653	\$ 1666	\$ 1685	\$ 1653	\$ 1685	\$ 1678	\$ 1718	\$ 1750	\$ 1780	\$ 1810	\$ 191
33.0#	1689	1702	1721	1689	1721	1713	1753	1786	1815	1846	220
34.0#	1691	1705	1723	1691	1723	1716	1756	1788	1819	1848	232

33.0#	\$ 1972	\$ 1986	\$ 2003	\$ 1972	\$ 2003	\$ 1996	\$ 2036	\$ 2070	\$ 2099	\$ 2130	\$ 296
34.0#	1994	2009	2025	1994	2025	2019	2059	2090	2122	2150	324
35.0#	1996	2012	2028	1996	2028	2022	2061	2092	2124	2153	336

#### UPHOLSTERY INFORMATION

##### C.O.M. Trim Calculation

C.O.M. requirement for 00, 04 & 05 styles is 2 yards per 2 chairs. For complete information on ordering C.O.M., see "Ordering C.O.M., C.O.V. and C.O.L." section.

##### C.O.M. Cover Upholstery

C.O.M. requirement for 04 style is 1 yard and for 05 style 2 yards. For complete information on ordering C.O.M., see "Ordering C.O.M., C.O.V. and C.O.L." section.

##### Note:

Combine C.O.M. Trim and C.O.M. Covers columns when calculating overall C.O.M. requirements.

#### California TB133 Fire Safety Code

The above seating products can be manufactured using the appropriate flame-retardant materials and fabric selections for compliance to California Technical Bulletin 133. Please contact KI customer service for fabric compliance. Not available with moisture barrier.

#### SPECIAL SERVICES

##### Special Carton Marking

With specially marked information N/C

##### Shipping

<attrib a="169" d="660673" l="10" o="1171596" p="935630" s="103"/>

Specifications and prices are subject to change without prior notice.

# Rose™ Seating

Accessories/Options

	MODEL	Features	MODEL NUMBER				Approx. Packaged Weight	Delivered Pricing Fabric Grade 1 & C.O.M.
			Basic Model	Upholstery Color	Fire Code	Moisture Barrier		
RRBS	<b>Removable Back Cover</b>	Low back	RB2L	<input type="checkbox"/> <input type="checkbox"/> <input type="checkbox"/> <input type="checkbox"/>	<input type="checkbox"/> <input type="checkbox"/>		1.0#	\$ 405
		Mid back	RB2M	<input type="checkbox"/> <input type="checkbox"/> <input type="checkbox"/> <input type="checkbox"/>	<input type="checkbox"/> <input type="checkbox"/>		1.0#	409
		High back	RB2H	<input type="checkbox"/> <input type="checkbox"/> <input type="checkbox"/> <input type="checkbox"/>	<input type="checkbox"/> <input type="checkbox"/>		1.0#	410
RRBS	<b>Removable Seat Cover</b>		RSC2	<input type="checkbox"/> <input type="checkbox"/> <input type="checkbox"/> <input type="checkbox"/>	<input type="checkbox"/> <input type="checkbox"/>	<input type="checkbox"/> <input type="checkbox"/>	1.0#	\$ 423
				<b>A</b>	<b>B</b>	<b>C</b>	<b>D</b>	

## HOW TO ORDER

Indicate the following information on order form:

- Quantity of each item.
- Model number, including options. See "How To Build a Model Number".
- Any special service required.

Note: • The  indicates that a choice is required.

- The absence of the  indicates that no choice is required.
- Alpha-numeric characters in place of  indicate that no other alternatives are available.

## HOW TO BUILD A MODEL NUMBER

- A** Select basic model.
- B** Select upholstery grade/color.  
Refer to [ki.com/fabrics](http://ki.com/fabrics)
- C** Select fire code.  
**NFR** - Compliance to TB 117-2013  
**FR** - Compliance to TB 133  
 See pricing column for TB133 upcharge.
- D** Select moisture barrier.  
**NOM** - No moisture barrier  
**WMB** - Yes moisture barrier; add \$40  
 Moisture barrier available on seat cover only.





Delivered Pricing Fabric Grade 2	Delivered Pricing Fabric Grade 3	Delivered Pricing C.O.V.	Delivered Pricing Vinyl Group 2V	Delivered Pricing Pallas Fabric Group P0	Delivered Pricing Pallas Fabric Group P1	Delivered Pricing Pallas Fabric Group P2	Delivered Pricing Pallas Fabric Group P3	Delivered Pricing Pallas Fabric Group P4	TB133 add to list price
\$ 419	\$ 436	\$ 405	\$ 436	\$ 430	\$ 471	\$ 500	\$ 531	\$ 564	\$ 114
422	439	409	439	434	474	504	536	567	114
423	440	410	440	435	475	506	537	568	114
\$ 439	\$ 456	\$ 423	\$ 456	\$ 450	\$ 490	\$ 523	\$ 551	\$ 582	\$ 114

## UPHOLSTERY INFORMATION

### COM Upholstery

C.O.M. requirement for removable back and seat cover is 1 yard each. For complete information on ordering C.O.M., see "Ordering C.O.M., C.O.V. and C.O.L." section.

### California TB133 Fire Safety Code

The above seating products can be manufactured using the appropriate flame-retardant materials and fabric selections for compliance to California Technical Bulletin 133. Please contact KI customer service for fabric compliance. Not available with moisture barrier.

## SPECIAL SERVICES

### Special Carton Marking

With specially marked information N/C

### Shipping

<attrib a="169" d="660673" l="10" o="1171597" p="936204" s="103"/>

Specifications and prices are subject to change without prior notice.

# Soltice®

## General Information



Lounge Sleeper  
(Armless)



Lounge Sleeper  
(Closed Arm)



Loveseat Sleeper  
(Armless)

Loveseat Sleeper  
(Closed Arm)

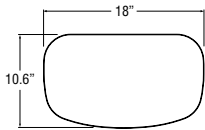


Recliner

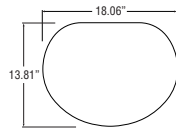
Patient Chair  
(Open Arm)

General Dimensions						
Seat width	27-1/4"	27-1/4"	54-1/2"	54-1/2"	23-3/4"	22"
Seat depth	19-3/4"	19-3/4"	19-3/4"	19-3/4"	21"	19"
Seat height	17"	17"	17"	17"	18-3/4"	19"
Arm width	4-1/4"	2"	4-1/4"	2"		2"
Arm height		25-1/4"		25-1/4"	25-1/2"	27"
Back height from seat	17"	17"	17"	17"		
Sleep surface width	27-1/4"	27-1/4"	54-1/2"	54-1/2"		
Sleep surface depth	77"	77"	77"	77"		
Overall Dimensions						
Width	35-3/4"	32-1/4"	63"	60-1/2"	29"	26"
Depth	37-1/2"	37-1/2"	37-1/2"	37-1/2"	37-3/4"	29-1/4"
Height	34"	34"	34"	34"	45-3/4"	47-3/4"
Depth in sleep position	82-1/2"	82-1/2"	82-1/2"	82-1/2"		

### Tablet Arm Options



Top-Mounted Articulating  
Revolving Tablet



Side-Mounted Articulating  
Fold-Down Tablet

### SPECIFICATIONS

#### Complimentary Furniture

The following lounge collections offer complimentary furniture that creates continuity and a cohesive look throughout a facility. These complimentary pieces can be found in other sections of the KI price list.

SOLTICE HEALTHCARE SEATING - Soltice® Multiple Seating, Soltice® Guest Seating, Soltice® Lounge Seating, LaResta® Day Bed (FSD/SL)

### UPHOLSTERY INFORMATION

#### C.O.M. Fabric

For C.O.M. fabric sent to KI-High Point on multiple rolls, add an additional yard of fabric per roll to the yardage requirements. Multiple rolls have shorter pieces of fabric on them and do not allow nesting and stacking of the fabric to achieve the best yield as is done with one large roll. This results in yardage shortages and requests for additional fabric from the client, which can hold up the order. For each roll that is sent, one yard needs to be added and needs to be added to one of the rolls, not separately.

#### Fabric Disclaimer

Fabric will be applied as swatched by the fabric manufacturer. Fabric that is required to be applied differently than is swatched will need a Special Cost Request written specifying the direction the fabric is to be applied. The posted standard lead time will apply to the Special Cost Request.

### FINISH INFORMATION

#### SPECIAL FINISH MATCHES

KI can match special finish requests at an upcharge of \$73 List per item, up to 12 or a maximum charge of \$881 List per order per color. Special finish requests must be sent to your KI customer service representative.

Upon receipt from KI, the finishing department will prepare a "strike-off" which will be sent to the customer for approval.

The approval form accompanying the strike-off should be faxed to your KI customer service representative. Upon receipt of the signed approval form, KI will proceed with the order. Disapproved samples may be sent back to KI directly with an explanation of disapproval. A Special Finish Number (SFN) will be assigned to this finish sample for future reference or reorders.


**Patient Chair  
(Closed Arm)**

**Motion Patient  
Chair (Closed Arm)**

**Bariatric Chair  
(Closed Arm)**

**Bariatric Chair  
(Open Arm)**

**Glider  
(Open Arm)**

**Glider  
(Closed Arm)**
**General Dimensions**

Seat width	21-1/2"	23"	30"	29-1/2"	22"	21-1/2"
Seat depth	19"	19-1/2"	18-3/4"	18-3/4"	19"	19"
Seat height	19"	19-1/2"	19"	19"	19"	19"
Arm width	2"	2"	2"	2"		
Arm height	27"	27"	27"	27"	27"	27"
Maximum glide range					16"	16"
Maximum distance from wall					9"	9"

**Overall Dimensions**

Width	26"	28"	34-1/2"	34-1/2"	26"	26"
Depth	29-1/4"	29-1/2"	28"	28"	35"	35"
Height	47-3/4"	43-1/2"	32"	32"	47-3/4"	47-3/4"

**INFORMATION**
**Warranty**

 Refer to KI Terms & Conditions document  
 or visit [ki.com](http://ki.com)

## Soltice®

## Product Color Options

**Wood Finish - Core**

Cherry Storm on Beech	BCX
Cinnamon on Beech	BCN
Cocoa on Beech	BCA
Eclipse Black on Beech	BEB
Florence Walnut on Beech	BFC
Kensington Maple on Maple	MMA
Monticello Maple on Beech	BMT
Natural on Beech	BNA
River Cherry on Beech	BRY

**Kensington Maple requires an upcharge.**

**Veneer Wood Finish - Core**

Cherry Storm on Beech	BCX2
Cinnamon on Beech	BCN2
Cocoa on Beech	BCA2
Eclipse Black on Beech	BEB2
Kensington Maple on Maple	MMA2
Monticello Maple on Beech	BMT2
Natural on Beech	BNA2
River Cherry on Beech	BRY2

**Drawer Pull Color**

Blue Grey	PLBG
Gloss Black (standard)	PLBK
Sand	PLSD
Warm Grey	PLWG

**Surface Finish - Laminate**

Biltmore Cherry	LBT
Black	LBK
Brighton Walnut	LBW
Canyon Zephyr	LCA
Castle Oak	LCO
Casual Linen	LCU
Cherry Storm	LCX
Classic Linen	LCI
Cloud Zephyr	LCL
Cocobala	LCC
Coffee Bean	LCB
Crisp Linen	LRI
Desert Zephyr	LDZ
Dove Grey	LDG
Fired Steel	LIL
Flax Linen	LXF
Florence Walnut	LFC
Forged Steel	LOL
Frosty White	LFW
Graphite Nebula	LGN
Grey	LGE
High Rise	LHE
Hollyberry	LHY
Irish Linen	LIH
Island	LID
Italian Silver Ash	LIT
Kensington Maple	LKM
Lapis Blue	LLB
Markerboard White	LMK
Misted Zephyr	LMR
Monticello Maple	LMT
Nickel Evolv	LNV
North Sea	LNA
Ocean	LON
Orange Grove	LOE
Pearl Bisque	LPB
Pearl Silver	LPS
Pressed Linen	LPR
River Cherry	LRY
Rugged Linen	LRG
Satin Stainless	LSS
Shadow Zephyr	LSR
Silicon evolv	LSV
Sterling Ash	LAZ
Tailored Linen	LTL
Titanium evolv	LTV
White Nebula	LWL
White Sand	LWN
Windsor Mahogany	LWY

## Finish Cards

View color swatches for items listed within this document.

**Paints**

**Plastics/Poly**

**Wood/Veneer**

**Laminates**

**Molded Edges**

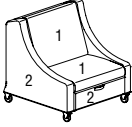
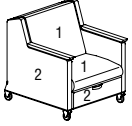
**Edge Styles**

**Hard Plastics**

**Glass**



# Soltice® Sleeper

	MODEL	Features	MODEL NUMBER							
			Basic Model	Non-Contrast or Fabric Contrast 1	Fabric Contrast 2	Pull Color	Arm Cap	Wood Finish	Fire Code	Moisture Barrier
	<b>Lounge Sleeper - No Arm</b>	Non-contrast Contrast • Non-contrast C.O.M = 6.75 yd • 1 = Seat and back/sleep surface (Fabric Contrast 1) C.O.M. = 3.75 yd • 2 = Arms and frame (Fabric Contrast 2) C.O.M. = 3.25 yd	SLS/NC	<input type="checkbox"/> <input type="checkbox"/> <input type="checkbox"/> <input type="checkbox"/>		<input type="checkbox"/> <input type="checkbox"/> <input type="checkbox"/> <input type="checkbox"/>			<input type="checkbox"/> <input type="checkbox"/>	<input type="checkbox"/> <input type="checkbox"/>
			SLS/FC	<input type="checkbox"/> <input type="checkbox"/> <input type="checkbox"/> <input type="checkbox"/>	<input type="checkbox"/> <input type="checkbox"/> <input type="checkbox"/> <input type="checkbox"/>	<input type="checkbox"/> <input type="checkbox"/> <input type="checkbox"/> <input type="checkbox"/>			<input type="checkbox"/> <input type="checkbox"/>	<input type="checkbox"/> <input type="checkbox"/>
SOLLS										
	<b>Lounge Sleeper - Closed Arm</b>	Non-contrast Contrast • Non-contrast C.O.M = 8.75 yd • 1 = Seat and back/sleep surface (Fabric Contrast 1) C.O.M. = 3.75 yd • 2 = Arms and frame (Fabric Contrast 2) C.O.M. = 5 yd	SLSP/NC	<input type="checkbox"/> <input type="checkbox"/> <input type="checkbox"/> <input type="checkbox"/>		<input type="checkbox"/> <input type="checkbox"/> <input type="checkbox"/> <input type="checkbox"/>	<input type="checkbox"/> <input type="checkbox"/>	<input type="checkbox"/> <input type="checkbox"/>	<input type="checkbox"/> <input type="checkbox"/>	<input type="checkbox"/> <input type="checkbox"/>
			SLSP/FC	<input type="checkbox"/> <input type="checkbox"/> <input type="checkbox"/> <input type="checkbox"/>	<input type="checkbox"/> <input type="checkbox"/> <input type="checkbox"/> <input type="checkbox"/>	<input type="checkbox"/> <input type="checkbox"/> <input type="checkbox"/> <input type="checkbox"/>	<input type="checkbox"/> <input type="checkbox"/>	<input type="checkbox"/> <input type="checkbox"/>	<input type="checkbox"/> <input type="checkbox"/>	<input type="checkbox"/> <input type="checkbox"/>
SOLLS										
SORP	<b>Lounge Sleeper Replacement Seat &amp; Back Cushions</b>	No arm Closed arm • Non-contrast C.O.M = 3.75 yd	SLSC	<input type="checkbox"/> <input type="checkbox"/> <input type="checkbox"/> <input type="checkbox"/>					<input type="checkbox"/> <input type="checkbox"/>	<input type="checkbox"/> <input type="checkbox"/>
			SLSPC	<input type="checkbox"/> <input type="checkbox"/> <input type="checkbox"/> <input type="checkbox"/>					<input type="checkbox"/> <input type="checkbox"/>	<input type="checkbox"/> <input type="checkbox"/>
			<b>A</b>	<b>B</b>	<b>C</b>	<b>D</b>	<b>E</b>	<b>F</b>	<b>G</b>	<b>H</b>

## HOW TO ORDER

Indicate the following information on order form:

- Quantity of each item.
- Model number, including options. See "How To Build a Model Number".
- Any special service required.

Note: • The  indicates that a choice is required.

- The absence of the  indicates that no choice is required.
- Alpha-numeric characters in place of  indicate that no other alternatives are available.

## HOW TO BUILD A MODEL NUMBER

- A** Select basic model.
- B** Select non-contrast or fabric contrast 1. Refer to [ki.com/fabrics](http://ki.com/fabrics)
- C** Select fabric contrast 2. Refer to [ki.com/fabrics](http://ki.com/fabrics)
- D** Select pull handle color. Refer to the **Product Color Options** page in this price list.
- E** Select arm option.
 

<b>WAC</b>	- Wood armcaps (pair)
<b>PAC</b>	- Black poly (pair); add \$186
- F** Select wood finish color.\* Refer to the **Product Color Options** page in this price list.  
\*For Kensington Maple add upcharge.

### **G** Select fire code.

- NFR** - Compliance to TB 117-2013
  - FR** - Compliance to TB 133
- See pricing column for TB133 upcharge.

### **H** Select moisture barrier.

- NMB** - No moisture barrier
  - MB** - Moisture barrier
- See pricing column for moisture barrier upcharge.

## KENSINGTON MAPLE UPCHARGE

Kensington Maple requires extended leadtimes.

Model	
SLS/NC	\$47
SLS/FC	\$47
SLSS/LFS/NC	\$47
SLSS/RGS/NC	\$47
SLSS/DS/NC	\$47
SLSS/LFS/FC	\$47
SLSS/RFS/FC	\$47
SLSS/DS/FC	\$47

SLSP/NC	\$38
SLSP/FC	\$38
SLSSP/LFS/NC	\$38
SLSSP/RFS/NC	\$38
SLSSP/DS/NC	\$38
SLSSP/LFS/FC	\$38
SLSSP/RFS/FC	\$38
SLSSP/DS/FC	\$38



Approx. Packaged Weight	Grade C.O.M.	Grade C	Grade D	Grade E & C.O.L.	Grade F	Grade G	Grade H	Grade I	Grade J	Grade K	Grade L Leather	Grade M Leather	TB133 add to list price	Moisture Barrier add to list price
195.0#	\$ 3364	\$ 3635	\$ 3708	\$ 3796	\$ 3852	\$ 3970	\$ 4082	\$ 4227	\$ 4516	\$ 4804	\$ 5095	\$ 5670	\$ 393	\$ 144
195.0#	3425	3695	3768	3854	3914	4029	4145	4287	4576	4865	5154	5731	393	144
220.0#	\$ 4218	\$ 4552	\$ 4640	\$ 4747	\$ 4818	\$ 4960	\$ 5101	\$ 5276	\$ 5628	\$ 5981	\$ 6335	\$ 7043	\$ 449	\$ 144
220.0#	4281	4612	4699	4806	4878	5019	5160	5334	5690	6039	6395	7102	449	144
25.0#	\$ 762	\$ 866	\$ 948	\$ 1040	\$ 1114	\$ 1241	\$ 1364	\$ 1624	\$ 1939	\$ 2264	\$ 2582	\$ 3610	\$ 157	\$ 189
25.0#	762	866	948	1040	1114	1241	1364	1624	1939	2264	2582	3610	157	189

## INFORMATION

### C.O.M. Requirements

C.O.M. yardage requirements listed above are based on plain goods 54" wide. If less than 54" wide or fabrics requiring matching (stripes, plaids, prints, large patterns), additional yardage will be needed. Consult C.O.M. matrix on the Ordering C.O.M. and C.O.L. page for additional yardage needed. For C.O.M. fabric sent to KI-High Point on multiple rolls, add an additional yard of fabric per roll to the yardage requirements.

### C.O.L. Requirements

Figure 18 sq. ft. of leather (C.O.L.) for each yard shown (i.e., 4.75 x 18 = 85.5 sq. ft.).

### Contrasting Upholstery

When contrasting fabric is chosen, price at highest in-grade.

### Minimum Fabric/Leather Quantity

Minimum order for fabric is 1 yard. Minimum order for leather is 1 hide (approximately 50 sq. ft.).

### Moisture Barrier

Moisture barrier is applied underneath the fabric cover as a means of protecting the foam. Not available with TB133.

### California TB133 Fire Safety Code

The above seating products can be manufactured using the appropriate flame-retardant materials and fabric selections for compliance to California Technical Bulletin 133. Please contact KI customer service for fabric compliance. Not available with moisture barrier.

### Construction

Seat and back frame constructed of welded structural steel. Arms constructed from kiln-dried hardwood. Arms are not field replaceable. Cushions constructed of multiple densities of polyurethane foam. Storage box constructed of laminated plywood, black paint standard.

### Options

SLS - comes standard with casters. Casters, front (locking/swivel) and rear (swivel).

## SPECIAL SERVICES

### Special Carton Marking

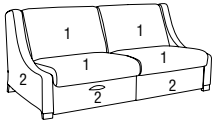
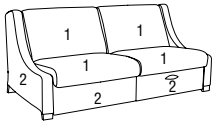
With specially marked information N/C

### Shipping

Ships assembled, FOB High Point, NC 27263, freight prepaid. Freight class 125.

Specifications and prices are subject to change without prior notice.

# Soltice® Sleeper

MODEL	Features	MODEL NUMBER							
		Basic Model	Non-Contrast or Fabric Contrast 1	Fabric Contrast 2	Pull Color	Wood Finish	Fire Code	Moisture Barrier	
 <p><b>Loveseat Sleeper (Armless) - LFS (Open, Left Side Facing)</b></p> <ul style="list-style-type: none"> <li>Non-contrast C.O.M = 11.75 yd</li> <li>1 = Seat and back (Fabric Contrast 1) C.O.M. = 7.5 yd</li> <li>2 = Arms and frame (Fabric Contrast 2) C.O.M. = 4.25 yd</li> </ul>	Non-contrast	SLSS/LFS/NC	□□□□		□□□□	□□□	□□□	□□□	
	Contrast	SLSS/LFS/FC	□□□□	□□□□	□□□□	□□□	□□□	□□□	
 <p><b>Loveseat Sleeper (Armless) - RFS (Open, Right Side Facing)</b></p> <ul style="list-style-type: none"> <li>Non-contrast C.O.M = 11.75 yd</li> <li>1 = Seat and back (Fabric Contrast 1) C.O.M. = 7.5 yd</li> <li>2 = Arms and frame (Fabric Contrast 2) C.O.M. = 4.25 yd</li> </ul>	Non-contrast	SLSS/RFS/NC	□□□□		□□□□	□□□	□□□	□□□	
	Contrast	SLSS/RFS/FC	□□□□	□□□□	□□□□	□□□	□□□	□□□	
			<b>A</b>	<b>B</b>	<b>C</b>	<b>D</b>	<b>E</b>	<b>F</b>	<b>G</b>

## HOW TO ORDER

Indicate the following information on order form:

- Quantity of each item.
- Model number, including options. See "How To Build a Model Number".
- Any special service required.

Note: • The □ indicates that a choice is required.  
 • The absence of the □ indicates that no choice is required.  
 • Alpha-numeric characters in place of □ indicate that no other alternatives are available.

## HOW TO BUILD A MODEL NUMBER

- A** Select basic model.
- B** Select non-contrast or fabric contrast 1. Refer to [ki.com/fabrics](http://ki.com/fabrics)
- C** Select fabric contrast 2. Refer to [ki.com/fabrics](http://ki.com/fabrics)
- D** Select pull handle color. Refer to the **Product Color Options** page in this price list.
- E** Select wood finish color.\* Refer to the **Product Color Options** page in this price list.  
 \*For Kensington Maple add upcharge.
- F** Select fire code.  
**NFR** - Compliance to TB 117-2013  
**FR** - Compliance to TB 133  
 See pricing column for TB133 upcharge.

## G Select moisture barrier.

- NMB** - No moisture barrier
  - MB** - Moisture barrier
- See pricing column for moisture barrier upcharge.

## KENSINGTON MAPLE UPCHARGE

Kensington Maple requires extended leadtimes.

Model	
SLS/NC	\$47
SLS/FC	\$47
SLSS/LFS/NC	\$47
SLSS/RGS/NC	\$47
SLSS/DS/NC	\$47
SLSS/LFS/FC	\$47
SLSS/RFS/FC	\$47
SLSS/DS/FC	\$47
SLSP/NC	\$38
SLSP/FC	\$38
SLSSP/LFS/NC	\$38
SLSSP/RFS/NC	\$38
SLSSP/DS/NC	\$38
SLSSP/LFS/FC	\$38
SLSSP/RFS/FC	\$38
SLSSP/DS/FC	\$38





Approx. Packaged Weight	Grade C.O.M.	Grade C	Grade D	Grade E & C.O.L.	Grade F	Grade G	Grade H	Grade I	Grade J	Grade K	Grade L Leather	Grade M Leather	TB133 add to list price	Moisture Barrier add to list price
250.0#	\$ 4696	\$ 5171	\$ 5295	\$ 5448	\$ 5548	\$ 5752	\$ 5949	\$ 6203	\$ 6704	\$ 7205	\$ 7710	\$ 8716	\$ 571	\$ 320
250.0#	4787	5262	5387	5537	5640	5841	6039	6292	6794	7297	7800	8806	571	320

250.0#	\$ 4696	\$ 5171	\$ 5295	\$ 5448	\$ 5548	\$ 5752	\$ 5949	\$ 6203	\$ 6704	\$ 7205	\$ 7710	\$ 8716	\$ 571	\$ 320
250.0#	4787	5262	5387	5537	5640	5841	6039	6292	6794	7297	7800	8806	571	320

## INFORMATION

### C.O.M. Requirements

C.O.M. yardage requirements listed above are based on plain goods 54" wide. If less than 54" wide or fabrics requiring matching (stripes, plaids, prints, large patterns), additional yardage will be needed. Consult C.O.M. matrix on the Ordering C.O.M. and C.O.L. page for additional yardage needed. For C.O.M. fabric sent to KI-High Point on multiple rolls, add an additional yard of fabric per roll to the yardage requirements.

### C.O.L. Requirements

Figure 18 sq. ft. of leather (C.O.L.) for each yard shown (i.e., 4.75 x 18 = 85.5 sq. ft.).

### Contrasting Upholstery

When contrasting fabric is chosen, price at highest in-grade.

### Minimum Fabric/Leather Quantity

Minimum order for fabric is 1 yard. Minimum order for leather is 1 hide (approximately 50 sq. ft.).

### Moisture Barrier

Moisture barrier is applied underneath the fabric cover as a means of protecting the foam. Not available with TB133.

### California TB133 Fire Safety Code

The above seating products can be manufactured using the appropriate flame-retardant materials and fabric selections for compliance to California Technical Bulletin 133. Please contact KI customer service for fabric compliance. Not available with moisture barrier.

## Construction

Seat and back frame constructed of welded structural steel. Arms constructed from kiln-dried hardwood. Arms are not field replaceable. Cushions constructed of multiple densities of polyurethane foam. Storage box constructed of laminated plywood, black paint standard.

### Option

Casters Are NOT available on SLSS loveseat sleeper. Wood legs are standard.

## SPECIAL SERVICES

### Special Carton Marking

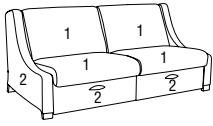
With specially marked information N/C

### Shipping

Ships **assembled, FOB High Point, NC 27263, freight prepaid.** Freight class 125.

Specifications and prices are subject to change without prior notice.

# Soltice® Sleeper

MODEL	Features	MODEL NUMBER							
		Basic Model	Non-Contrast or Fabric Contrast 1	Fabric Contrast 2	Pull Color	Wood Finish	Fire Code	Moisture Barrier	
 <p><b>Loveseat Sleeper (Armless) - DS (Open, Both Sides Facing)</b></p> <ul style="list-style-type: none"> <li>• Non-contrast C.O.M = 11.75 yd</li> <li>• 1 = Seat and back (Fabric Contrast 1) C.O.M. = 7.5 yd</li> <li>• 2 = Arms and frame (Fabric Contrast 2) C.O.M. = 4.25 yd</li> </ul>	Non-contrast	SLSS/DS/NC	<input type="checkbox"/> <input type="checkbox"/> <input type="checkbox"/> <input type="checkbox"/>		<input type="checkbox"/> <input type="checkbox"/> <input type="checkbox"/> <input type="checkbox"/>	<input type="checkbox"/> <input type="checkbox"/> <input type="checkbox"/> <input type="checkbox"/>	<input type="checkbox"/> <input type="checkbox"/> <input type="checkbox"/> <input type="checkbox"/>	<input type="checkbox"/> <input type="checkbox"/> <input type="checkbox"/> <input type="checkbox"/>	
	Contrast	SLSS/DS/FC	<input type="checkbox"/> <input type="checkbox"/> <input type="checkbox"/> <input type="checkbox"/>	<input type="checkbox"/> <input type="checkbox"/> <input type="checkbox"/> <input type="checkbox"/>	<input type="checkbox"/> <input type="checkbox"/> <input type="checkbox"/> <input type="checkbox"/>	<input type="checkbox"/> <input type="checkbox"/> <input type="checkbox"/> <input type="checkbox"/>	<input type="checkbox"/> <input type="checkbox"/> <input type="checkbox"/> <input type="checkbox"/>	<input type="checkbox"/> <input type="checkbox"/> <input type="checkbox"/> <input type="checkbox"/>	
			<b>A</b>	<b>B</b>	<b>C</b>	<b>D</b>	<b>E</b>	<b>F</b>	<b>G</b>

SOLLS

## HOW TO ORDER

Indicate the following information on order form:

1. Quantity of each item.
2. Model number, including options. See "How To Build a Model Number".
3. Any special service required.

Note: • The  indicates that a choice is required.

- The absence of the  indicates that no choice is required.
- Alpha-numeric characters in place of  indicate that no other alternatives are available.

## HOW TO BUILD A MODEL NUMBER

- A** Select basic model.
- B** Select non-contrast or fabric contrast 1. Refer to [ki.com/fabrics](http://ki.com/fabrics)
- C** Select fabric contrast 2. Refer to [ki.com/fabrics](http://ki.com/fabrics)
- D** Select pull handle color. Refer to the **Product Color Options** page in this price list.
- E** Select wood finish color.\* Refer to the **Product Color Options** page in this price list.  
\*For Kensington Maple add upcharge.
- F** Select fire code.  
**NFR** - Compliance to TB 117-2013  
**FR** - Compliance to TB 133  
See pricing column for TB133 upcharge.

## **G** Select moisture barrier.

- NMB** - No moisture barrier
- MB** - Moisture barrier

See pricing column for moisture barrier upcharge.

## KENSINGTON MAPLE UPCHARGE

Kensington Maple requires extended leadtimes.

Model	
SLSP/NC	\$47
SLSP/FC	\$47
SLSS/LFS/NC	\$47
SLSS/RGS/NC	\$47
SLSS/DS/NC	\$47
SLSS/LFS/FC	\$47
SLSS/RFS/FC	\$47
SLSS/DS/FC	\$47
SLSP/NC	\$38
SLSP/FC	\$38
SLSSP/LFS/NC	\$38
SLSSP/RFS/NC	\$38
SLSSP/DS/NC	\$38
SLSSP/LFS/FC	\$38
SLSSP/RFS/FC	\$38
SLSSP/DS/FC	\$38



Approx. Packaged Weight	Grade C.O.M.	Grade C	Grade D	Grade E & C.O.L.	Grade F	Grade G	Grade H	Grade I	Grade J	Grade K	Grade L Leather	Grade M Leather	TB133 add to list price	Moisture Barrier add to list price
295.0#	\$ 6170	\$ 6647	\$ 6770	\$ 6922	\$ 7022	\$ 7227	\$ 7428	\$ 7677	\$ 8179	\$ 8681	\$ 9183	\$ 10191	\$ 571	\$ 320
295.0#	6261	6737	6862	7014	7116	7315	7516	7767	8269	8771	9275	10280	571	320

## INFORMATION

### C.O.M. Requirements

C.O.M. yardage requirements listed above are based on plain goods 54" wide. If less than 54" wide or fabrics requiring matching (stripes, plaids, prints, large patterns), additional yardage will be needed. Consult C.O.M. matrix on the Ordering C.O.M. and C.O.L. page for additional yardage needed. For C.O.M. fabric sent to KI-High Point on multiple rolls, add an additional yard of fabric per roll to the yardage requirements.

### C.O.L. Requirements

Figure 18 sq. ft. of leather (C.O.L.) for each yard shown (i.e., 4.75 x 18 = 85.5 sq. ft.).

### Contrasting Upholstery

When contrasting fabric is chosen, price at highest in-grade.

### Minimum Fabric/Leather Quantity

Minimum order for fabric is 1 yard. Minimum order for leather is 1 hide (approximately 50 sq. ft.).

### Moisture Barrier

Moisture barrier is applied underneath the fabric cover as a means of protecting the foam. Not available with TB133.

### California TB133 Fire Safety Code

The above seating products can be manufactured using the appropriate flame-retardant materials and fabric selections for compliance to California Technical Bulletin 133. Please contact KI customer service for fabric compliance. Not available with moisture barrier.

### Construction

Seat and back frame constructed of welded structural steel. Arms constructed from kiln-dried hardwood. Arms are not field replaceable. Cushions constructed of multiple densities of polyurethane foam. Storage box constructed of laminated plywood, black paint standard.

### Option

Casters Are NOT available on SLSS loveseat sleeper. Wood legs are standard.

## SPECIAL SERVICES

### Special Carton Marking

With specially marked information N/C

### Shipping

Ships **assembled, FOB High Point, NC 27263, freight prepaid.** Freight class 125.

Specifications and prices are subject to change without prior notice.

# Soltice® Sleeper

Features	MODEL NUMBER									Approx. Packaged Weight	Grade C.O.M.
	Basic Model	Non-Contrast or Fabric Contrast 1	Fabric Contrast 2	Pull Color	Arm Cap	Wood Finish	Fire Code	Moisture Barrier			
<p><b>Loveseat Sleeper (Closed Arm) - LFS (Open, Left Side Facing)</b></p> <ul style="list-style-type: none"> <li>• Non-contrast C.O.M = 11.75 yd</li> <li>• 1 = Seat and back (Fabric Contrast 1) C.O.M. = 7.5 yd</li> <li>• 2 = Arms and frame (Fabric Contrast 2) C.O.M. = 5.5 yd</li> </ul>	Non-contrast	SLSSP/LFS/NC	<input type="checkbox"/> <input type="checkbox"/> <input type="checkbox"/> <input type="checkbox"/>		<input type="checkbox"/> <input type="checkbox"/> <input type="checkbox"/> <input type="checkbox"/>	<input type="checkbox"/> <input type="checkbox"/>	<input type="checkbox"/> <input type="checkbox"/>	<input type="checkbox"/> <input type="checkbox"/>	<input type="checkbox"/> <input type="checkbox"/>	270.0#	\$ 5198
	Contrast	SLSSP/LFS/FC	<input type="checkbox"/> <input type="checkbox"/> <input type="checkbox"/> <input type="checkbox"/>	<input type="checkbox"/> <input type="checkbox"/> <input type="checkbox"/> <input type="checkbox"/>	<input type="checkbox"/> <input type="checkbox"/> <input type="checkbox"/> <input type="checkbox"/>	<input type="checkbox"/> <input type="checkbox"/>	<input type="checkbox"/> <input type="checkbox"/>	<input type="checkbox"/> <input type="checkbox"/>	<input type="checkbox"/> <input type="checkbox"/>	<input type="checkbox"/> <input type="checkbox"/>	270.0#
<p><b>Loveseat Sleeper (Closed Arm) - RFS (Open, Right Side Facing)</b></p> <ul style="list-style-type: none"> <li>• Non-contrast C.O.M = 11.75 yd</li> <li>• 1 = Seat and back (Fabric Contrast 1) C.O.M. = 7.5 yd</li> <li>• 2 = Arms and frame (Fabric Contrast 2) C.O.M. = 5.5 yd</li> </ul>	Non-contrast	SLSSP/RFS/NC	<input type="checkbox"/> <input type="checkbox"/> <input type="checkbox"/> <input type="checkbox"/>		<input type="checkbox"/> <input type="checkbox"/> <input type="checkbox"/> <input type="checkbox"/>	<input type="checkbox"/> <input type="checkbox"/>	<input type="checkbox"/> <input type="checkbox"/>	<input type="checkbox"/> <input type="checkbox"/>	<input type="checkbox"/> <input type="checkbox"/>	270.0#	\$ 5198
	Contrast	SLSSP/RFS/FC	<input type="checkbox"/> <input type="checkbox"/> <input type="checkbox"/> <input type="checkbox"/>	<input type="checkbox"/> <input type="checkbox"/> <input type="checkbox"/> <input type="checkbox"/>	<input type="checkbox"/> <input type="checkbox"/> <input type="checkbox"/> <input type="checkbox"/>	<input type="checkbox"/> <input type="checkbox"/>	<input type="checkbox"/> <input type="checkbox"/>	<input type="checkbox"/> <input type="checkbox"/>	<input type="checkbox"/> <input type="checkbox"/>	<input type="checkbox"/> <input type="checkbox"/>	270.0#

**A B C D E F G H**

## HOW TO ORDER

Indicate the following information on order form:

1. Quantity of each item.
2. Model number, including options. See "How To Build a Model Number".
3. Any special service required.

Note: • The  indicates that a choice is required.

- The absence of the  indicates that no choice is required.
- Alpha-numeric characters in place of  indicate that no other alternatives are available.

## HOW TO BUILD A MODEL NUMBER

- A** Select basic model.
- B** Select non-contrast or fabric contrast 1. Refer to [ki.com/fabrics](http://ki.com/fabrics)
- C** Select fabric contrast 2. Refer to [ki.com/fabrics](http://ki.com/fabrics)
- D** Select pull handle color. Refer to the **Product Color Options** page in this price list.
- E** Select arm option.
 

<b>WAC</b>	- Wood armcaps (pair)
<b>PAC</b>	- Black poly (pair); add \$186
- F** Select wood finish color.\* Refer to the **Product Color Options** page in this price list.  
\*For Kensington Maple add upcharge.

### G Select fire code.

- |            |                             |
|------------|-----------------------------|
| <b>NFR</b> | - Compliance to TB 117-2013 |
| <b>FR</b>  | - Compliance to TB 133      |
- See pricing column for TB133 upcharge.

### H Select moisture barrier.

- |            |                       |
|------------|-----------------------|
| <b>NMB</b> | - No moisture barrier |
| <b>MB</b>  | - Moisture barrier    |
- See pricing column for moisture barrier upcharge.

## KENSINGTON MAPLE UPCHARGE

Kensington Maple requires extended leadtimes.

Model	
SLSP/NC	\$47
SLSS/FC	\$47
SLSS/LFS/NC	\$47
SLSS/RGS/NC	\$47
SLSS/DS/NC	\$47
SLSS/LFS/FC	\$47
SLSS/RFS/FC	\$47
SLSS/DS/FC	\$47
SLSP/NC	\$38
SLSP/FC	\$38
SLSSP/LFS/NC	\$38
SLSSP/RFS/NC	\$38
SLSSP/DS/NC	\$38
SLSSP/LFS/FC	\$38
SLSSP/RFS/FC	\$38
SLSSP/DS/FC	\$38



Grade C	Grade D	Grade E & C.O.L.	Grade F	Grade G	Grade H	Grade I	Grade J	Grade K	Grade L Leather	Grade M Leather	TB133 add to list price	Moisture Barrier add to list price
\$ 5671	\$ 5799	\$ 5948	\$ 6053	\$ 6252	\$ 6454	\$ 6704	\$ 7205	\$ 7710	\$ 8211	\$ 9219	\$ 571	\$ 320
5763	5887	6038	6144	6343	6544	6794	7297	7800	8302	9310	571	320

\$ 5671	\$ 5799	\$ 5948	\$ 6053	\$ 6252	\$ 6454	\$ 6704	\$ 7205	\$ 7710	\$ 8211	\$ 9219	\$ 571	\$ 320
5763	5887	6038	6144	6343	6544	6794	7297	7800	8302	9310	571	320

## INFORMATION

### C.O.M. Requirements

C.O.M. yardage requirements listed above are based on plain goods 54" wide. If less than 54" wide or fabrics requiring matching (stripes, plaids, prints, large patterns), additional yardage will be needed. Consult C.O.M. matrix on the Ordering C.O.M. and C.O.L. page for additional yardage needed. For C.O.M. fabric sent to KI-High Point on multiple rolls, add an additional yard of fabric per roll to the yardage requirements.

### C.O.L. Requirements

Figure 18 sq. ft. of leather (C.O.L.) for each yard shown (i.e., 4.75 x 18 = 85.5 sq. ft.).

### Contrasting Upholstery

When contrasting fabric is chosen, price at highest in-grade.

### Minimum Fabric/Leather Quantity

Minimum order for fabric is 1 yard. Minimum order for leather is 1 hide (approximately 50 sq. ft.).

### Moisture Barrier

Moisture barrier is applied underneath the fabric cover as a means of protecting the foam. Not available with TB133.

### California TB133 Fire Safety Code

The above seating products can be manufactured using the appropriate flame-retardant materials and fabric selections for compliance to California Technical Bulletin 133. Please contact KI customer service for fabric compliance. Not available with moisture barrier.

### Construction

Seat and back frame constructed of welded structural steel. Arms constructed from kiln-dried hardwood. Arms are not field replaceable. Cushions constructed of multiple densities of polyurethane foam. Storage box constructed of laminated plywood, black paint standard.

### Option

Casters Are NOT available on SLSS loveseat sleeper. Wood legs are standard.

## SPECIAL SERVICES

### Special Carton Marking

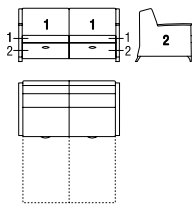
With specially marked information N/C

### Shipping

Ships **assembled, FOB High Point, NC 27263, freight prepaid.** Freight class 125.

Specifications and prices are subject to change without prior notice.

# Soltice® Sleeper

MODEL	Features	MODEL NUMBER							
		Basic Model	Non-Contrast or Fabric Contrast 1	Fabric Contrast 2	Pull Color	Arm Cap	Wood Finish	Fire Code	Moisture Barrier
 <p><b>Loveseat Sleeper (Closed Arm) - DS (Open, Both Sides Facing)</b></p> <ul style="list-style-type: none"> <li>• Non-contrast C.O.M = 11.75 yd</li> <li>• 1 = Seat and back (Fabric Contrast 1) C.O.M. = 7.5 yd</li> <li>• 2 = Arms and frame (Fabric Contrast 2) C.O.M. = 5.5 yd</li> </ul>	Non-contrast	SLSSP/DS/NC	<input type="checkbox"/> <input type="checkbox"/> <input type="checkbox"/> <input type="checkbox"/>		<input type="checkbox"/> <input type="checkbox"/> <input type="checkbox"/> <input type="checkbox"/>	<input type="checkbox"/> <input type="checkbox"/>	<input type="checkbox"/> <input type="checkbox"/>	<input type="checkbox"/> <input type="checkbox"/>	<input type="checkbox"/> <input type="checkbox"/>
	Contrast	SLSSP/DS/FC	<input type="checkbox"/> <input type="checkbox"/> <input type="checkbox"/> <input type="checkbox"/>	<input type="checkbox"/> <input type="checkbox"/> <input type="checkbox"/> <input type="checkbox"/>	<input type="checkbox"/> <input type="checkbox"/> <input type="checkbox"/> <input type="checkbox"/>	<input type="checkbox"/> <input type="checkbox"/>	<input type="checkbox"/> <input type="checkbox"/>	<input type="checkbox"/> <input type="checkbox"/>	<input type="checkbox"/> <input type="checkbox"/>

SOLLS

**A B C D E F G H**

## HOW TO ORDER

Indicate the following information on order form:

- Quantity of each item.
- Model number, including options. See "How To Build a Model Number".
- Any special service required.

Note: • The  indicates that a choice is required.

- The absence of the  indicates that no choice is required.
- Alpha-numeric characters in place of

indicate that no other alternatives are available.

## HOW TO BUILD A MODEL NUMBER

**A** Select basic model.

**B** Select non-contrast or fabric contrast 1. Refer to [ki.com/fabrics](http://ki.com/fabrics)

**C** Select fabric contrast 2. Refer to [ki.com/fabrics](http://ki.com/fabrics)

**D** Select pull handle color. Refer to the **Product Color Options** page in this price list.

**E** Select arm option.  
**WAC** - Wood armcaps (pair)  
**PAC** - Black poly (pair); add \$186

**F** Select wood finish color.\* Refer to the **Product Color Options** page in this price list.  
 \*For Kensington Maple add upcharge.

**G** Select fire code.

**NFR** - Compliance to TB 117-2013  
**FR** - Compliance to TB 133  
 See pricing column for TB133 upcharge.

**H** Select moisture barrier.

**NMB** - No moisture barrier  
**MB** - Moisture barrier  
 See pricing column for moisture barrier upcharge.

## KENSINGTON MAPLE UPCHARGE

Kensington Maple requires extended leadtimes.

Model	
SLS/NC	\$47
SLS/FC	\$47
SLSS/LFS/NC	\$47
SLSS/RGS/NC	\$47
SLSS/DS/NC	\$47
SLSS/LFS/FC	\$47
SLSS/RFS/FC	\$47
SLSS/DS/FC	\$47

SLSP/NC	\$38
SLSP/FC	\$38
SLSSP/LFS/NC	\$38
SLSSP/RFS/NC	\$38
SLSSP/DS/NC	\$38
SLSSP/LFS/FC	\$38
SLSSP/RFS/FC	\$38
SLSSP/DS/FC	\$38



Approx. Packaged Weight	Grade C.O.M.	Grade C	Grade D	Grade E & C.O.L.	Grade F	Grade G	Grade H	Grade I	Grade J	Grade K	Grade L Leather	Grade M Leather	TB133 add to list price	Moisture Barrier add to list price
310.0#	\$ 6657	\$ 7132	\$ 7257	\$ 7409	\$ 7509	\$ 7712	\$ 7913	\$ 8162	\$ 8665	\$ 9168	\$ 9671	\$ 10678	\$ 571	\$ 320
310.0#	6748	7223	7350	7499	7599	7802	8005	8252	8757	9260	9761	10766	571	320

## INFORMATION

### C.O.M. Requirements

C.O.M. yardage requirements listed above are based on plain goods 54" wide. If less than 54" wide or fabrics requiring matching (stripes, plaids, prints, large patterns), additional yardage will be needed. Consult C.O.M. matrix on the Ordering C.O.M. and C.O.L. page for additional yardage needed. For C.O.M. fabric sent to KI-High Point on multiple rolls, add an additional yard of fabric per roll to the yardage requirements.

### C.O.L. Requirements

Figure 18 sq. ft. of leather (C.O.L.) for each yard shown (i.e., 4.75 x 18 = 85.5 sq. ft.).

### Contrasting Upholstery

When contrasting fabric is chosen, price at highest in-grade.

### Minimum Fabric/Leather Quantity

Minimum order for fabric is 1 yard. Minimum order for leather is 1 hide (approximately 50 sq. ft.).

### Moisture Barrier

Moisture barrier is applied underneath the fabric cover as a means of protecting the foam. Not available with TB133.

### California TB133 Fire Safety Code

The above seating products can be manufactured using the appropriate flame-retardant materials and fabric selections for compliance to California Technical Bulletin 133. Please contact KI customer service for fabric compliance. Not available with moisture barrier.

### Construction

Seat and back frame constructed of welded structural steel. Arms constructed from kiln-dried hardwood. Arms are not field replaceable. Cushions constructed of multiple densities of polyurethane foam. Storage box constructed of laminated plywood, black paint standard.

### Option

Casters Are NOT available on SLSS loveseat sleeper. Wood legs are standard.

## SPECIAL SERVICES

### Special Carton Marking

With specially marked information N/C

### Shipping

Ships **assembled, FOB High Point, NC 27263, freight prepaid.** Freight class 125.

Specifications and prices are subject to change without prior notice.

## Soltice®

## Sleeper Replacement Parts

	MODEL	Features	MODEL NUMBER				Approx. Packaged Weight	Delivered Pricing
			Basic Model	Non-Contrast or Fabric Contrast 1	Fire Code	Moisture Barrier		
SORP	<b>Loveseat Sleeper Replacement Seat &amp; Back Cushions - LFS</b> • Non-contrast C.O.M = 3.75 yd • Open, left side facing	No arm	SLSSC/LFS	<input type="checkbox"/> <input type="checkbox"/> <input type="checkbox"/> <input type="checkbox"/>	<input type="checkbox"/> <input type="checkbox"/>	<input type="checkbox"/> <input type="checkbox"/>	25.0#	N/A
		Closed arm	SLSSPC/LFS	<input type="checkbox"/> <input type="checkbox"/> <input type="checkbox"/> <input type="checkbox"/>	<input type="checkbox"/> <input type="checkbox"/>	<input type="checkbox"/> <input type="checkbox"/>	25.0#	N/A
SORP	<b>Loveseat Sleeper Replacement Seat &amp; Back Cushions - RFS</b> • Non-contrast C.O.M = 3.75 yd • Open, right side facing	No arm	SLSSC/RFS	<input type="checkbox"/> <input type="checkbox"/> <input type="checkbox"/> <input type="checkbox"/>	<input type="checkbox"/> <input type="checkbox"/>	<input type="checkbox"/> <input type="checkbox"/>	25.0#	N/A
		Closed arm	SLSSPC/RFS	<input type="checkbox"/> <input type="checkbox"/> <input type="checkbox"/> <input type="checkbox"/>	<input type="checkbox"/> <input type="checkbox"/>	<input type="checkbox"/> <input type="checkbox"/>	25.0#	N/A
SORP	<b>Loveseat Sleeper Replacement Seat &amp; Back Cushions - DS</b> • Non-contrast C.O.M = 7.5 yd • Open, both sides facing	No arm	SLSSC/DS	<input type="checkbox"/> <input type="checkbox"/> <input type="checkbox"/> <input type="checkbox"/>	<input type="checkbox"/> <input type="checkbox"/>	<input type="checkbox"/> <input type="checkbox"/>	50.0#	N/A
		Closed arm	SLSSPC/DS	<input type="checkbox"/> <input type="checkbox"/> <input type="checkbox"/> <input type="checkbox"/>	<input type="checkbox"/> <input type="checkbox"/>	<input type="checkbox"/> <input type="checkbox"/>	50.0#	N/A
HRDPT	<b>Replacement Med Caster Kit</b> Includes: • (2) Med caster locking casters • (2) Med caster non-locking casters • (8) Hex nuts, (4) lock washers • (1) Small tube of Loc-Tite		RETRO.MEDCASTER				7.0#	\$ 246

A

B

C

D

## HOW TO ORDER

Indicate the following information on order form:

- Quantity of each item.
- Model number, including options. See "How To Build a Model Number".
- Any special service required.

Note: • The  indicates that a choice is required.

- The absence of the  indicates that no choice is required.
- Alpha-numeric characters in place of  indicate that no other alternatives are available.

## HOW TO BUILD A MODEL NUMBER

**A** Select basic model.

**B** Select non-contrast or fabric contrast 1.  
Refer to [ki.com/fabrics](http://ki.com/fabrics)

**C** Select fire code.

**NFR** - Compliance to TB 117-2013

**FR** - Compliance to TB 133

See pricing column for TB133 upcharge.

**D** Select moisture barrier.

**NMB** - No moisture barrier

**MB** - Moisture barrier

See pricing column for moisture barrier upcharge.





Grade C.O.M.	Grade C	Grade D	Grade E & C.O.L.	Grade F	Grade G	Grade H	Grade I	Grade J	Grade K	Grade L Leather	Grade M Leather	TB133 add to list price	Moisture Barrier add to list price
\$ 917	\$ 940	\$ 988	\$ 1051	\$ 1082	\$ 1155	\$ 1230	\$ 1323	\$ 1508	\$ 1689	\$ 1876	\$ 2250	\$ 139	\$ 89
917	940	988	1051	1082	1155	1230	1323	1508	1689	1876	2250	139	89
\$ 917	\$ 940	\$ 988	\$ 1051	\$ 1082	\$ 1155	\$ 1230	\$ 1323	\$ 1508	\$ 1689	\$ 1876	\$ 2250	\$ 139	\$ 89
917	940	988	1051	1082	1155	1230	1323	1508	1689	1876	2250	139	89
\$ 1834	\$ 1881	\$ 1979	\$ 2089	\$ 2165	\$ 2313	\$ 2459	\$ 2645	\$ 3014	\$ 3380	\$ 3753	\$ 4494	\$ 252	\$ 163
1834	1881	1979	2089	2165	2313	2459	2645	3014	3380	3753	4494	252	163
												N/A	N/A

## INFORMATION

### C.O.M. Requirements

C.O.M. yardage requirements listed above are based on plain goods 54" wide. If less than 54" wide or fabrics requiring matching (stripes, plaids, prints, large patterns), additional yardage will be needed. Consult C.O.M. matrix on the Ordering C.O.M. and C.O.L. page for additional yardage needed. For C.O.M. fabric sent to KI-High Point on multiple rolls, add an additional yard of fabric per roll to the yardage requirements.

### C.O.L. Requirements

Figure 18 sq. ft. of leather (C.O.L.) for each yard shown (i.e., 4.75 x 18 = 85.5 sq. ft.).

### Moisture Barrier

Moisture barrier is applied underneath the fabric cover as a means of protecting the foam. Not available with TB133.

### California TB133 Fire Safety Code

The above seating products can be manufactured using the appropriate flame-retardant materials and fabric selections for compliance to California Technical Bulletin 133. Please contact KI customer service for fabric compliance. Not available with moisture barrier.

## SPECIAL SERVICES

### Special Carton Marking

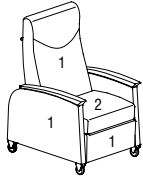
With specially marked information N/C

### Shipping

Ships **knocked down, FOB High Point, NC 27263, freight prepaid.** Freight class 125.

Specifications and prices are subject to change without prior notice.

# Soltice® Recliner



SORL

MODEL	Features	MODEL NUMBER							
		Basic Model	Non-Contrast or Fabric Contrast 1	Fabric Contrast 2	I.V. Pole	Catheter Attachment	Magazine Rack	Arm Cap	Wood Finish
<b>Recliner (Closed Arm)</b> • Non-contrast C.O.M = 5.5 yd • 1 = Back and arms (Fabric Contrast 1) C.O.M. = 4.5 yd • 2 = Seat (Fabric Contrast 2) C.O.M. = 1.5 yd ----- • Optional magazine rack (Fabric Contrast 1) C.O.M. = .5 yd	Non-contrast	SR/NC	<input type="checkbox"/> <input type="checkbox"/> <input type="checkbox"/> <input type="checkbox"/>		<input type="checkbox"/> <input type="checkbox"/> <input type="checkbox"/> <input type="checkbox"/>	<input type="checkbox"/> <input type="checkbox"/> <input type="checkbox"/>	<input type="checkbox"/> <input type="checkbox"/> <input type="checkbox"/>	<input type="checkbox"/> <input type="checkbox"/> <input type="checkbox"/>	<input type="checkbox"/> <input type="checkbox"/> <input type="checkbox"/>
	Contrast	SR/FC	<input type="checkbox"/> <input type="checkbox"/> <input type="checkbox"/> <input type="checkbox"/>	<input type="checkbox"/> <input type="checkbox"/> <input type="checkbox"/> <input type="checkbox"/>	<input type="checkbox"/> <input type="checkbox"/> <input type="checkbox"/> <input type="checkbox"/>	<input type="checkbox"/> <input type="checkbox"/> <input type="checkbox"/>	<input type="checkbox"/> <input type="checkbox"/> <input type="checkbox"/>	<input type="checkbox"/> <input type="checkbox"/> <input type="checkbox"/>	<input type="checkbox"/> <input type="checkbox"/> <input type="checkbox"/>

**A B C D E F G H**

### HOW TO ORDER

Indicate the following information on order form:

- Quantity of each item.
- Model number, including options. See "How To Build a Model Number".
- Any special service required.

Note: • The  indicates that a choice is required.  
 • The absence of the  indicates that no choice is required.  
 • Alpha-numeric characters in place of  indicate that no other alternatives are available.

### HOW TO BUILD A MODEL NUMBER

- A** Select basic model.
- B** Select non-contrast or fabric contrast 1. Refer to [ki.com/fabrics](http://ki.com/fabrics)
- C** Select fabric contrast 2. Refer to [ki.com/fabrics](http://ki.com/fabrics)
- D** Select I.V. pole (facing).
 

<b>NS</b>	- No pole
<b>LFFIV</b>	- Left facing front; add \$320
<b>LRFIV</b>	- Left facing rear; add \$320
<b>RFFIV</b>	- Right facing front; add \$320
<b>RRFIV</b>	- Right facing rear; add \$320
- E** Select catheter bag attachment. (specified facing chair)
 

<b>NCA</b>	- No catheter attachment
<b>LFCA</b>	- Left facing front; add \$51
<b>LRCA</b>	- Left facing rear; add \$51
<b>RFCA</b>	- Right facing front; add \$51
<b>RRCA</b>	- Right facing rear; add \$51
- F** Select magazine rack.
 

<b>NMR</b>	- No rack
<b>LFM</b>	- Left side rack; add \$214
<b>RFM</b>	- Right side rack; add \$214

Magazine rack fabric will match arm fabric selection
- G** Select arm option.
 

<b>WAC</b>	- Wood armcaps (pair)
<b>PAC</b>	- Black poly (pair); add \$186
- H** Select wood finish color.\* Refer to the **Product Color Options** page in this price list.  
 \*For Kensington Maple add upcharge.

If optional I.V. pole is specified, catheter attachment can not be specified in the same location.



Approx. Packaged Weight	Grade C.O.M.	Grade C	Grade D	Grade E & C.O.L.	Grade F	Grade G	Grade H	Grade I	Grade J	Grade K	Grade L Leather	Grade M Leather	TB133 add to list price	Moisture Barrier add to list price
113.0#	\$ 3154	\$ 3198	\$ 3266	\$ 3351	\$ 3405	\$ 3516	\$ 3628	\$ 3769	\$ 4049	\$ 4327	\$ 4605	\$ 5163	\$ 328	\$ 155
113.0#	3246	3286	3356	3440	3496	3609	3718	3857	4137	4418	4696	5254	328	155

#### INFORMATION

Moisture Barrier \$155  
 TB133 \$328

#### Options

Additional options may be ordered. Add /xx to the end of the model number and upcharge.

#### Trendelenberg

/TM and \$178

#### Kensington Maple Upcharge

Kensington Maple requires extended leadtimes.

Model

Soltice® Recliners \$10

#### C.O.M. Requirements

C.O.M. yardage requirements listed above are based on plain goods 54" wide. If less than 54" wide or fabrics requiring matching (stripes, plaids, prints, large patterns), additional yardage will be needed. Consult C.O.M. matrix on the Ordering C.O.M. and C.O.L. page for additional yardage needed. For C.O.M. fabric sent to KI-High Point on multiple rolls, add an additional yard of fabric per roll to the yardage requirements.

#### C.O.L. Requirements

Figure 18 sq. ft. of leather (C.O.L.) for each yard shown (i.e., 4.75 x 18 = 85.5 sq. ft.).

#### Contrasting Upholstery

When contrasting fabric is chosen, price at highest in-grade.

#### Minimum Fabric/Leather Quantity

Minimum order for fabric is 1 yard. Minimum order for leather is 1 hide (approximately 50 sq. ft.).

#### California TB133 Fire Safety Code

The above seating products can be manufactured using the appropriate flame-retardant materials and fabric selections for compliance to California Technical Bulletin 133. Add "FR" to end of model number and add upcharge. Please contact KI customer service for fabric compliance. Not available with moisture barrier. Nano-Tex treatments can be used when TB133 is required.

#### Options

SR cannot be manufactured without casters and pushbar.

Pushbar standard.

#### SPECIAL SERVICES

##### Special Carton Marking



With specially marked information N/C

##### Shipping

Ships assembled, FOB High Point, NC 27263, freight prepaid. Freight class 250.

Specifications and prices are subject to change without prior notice.

# Soltice® Recliner

	Features	MODEL NUMBER									
		Basic Model	Non-Contrast or Fabric Contrast 1	Fabric Contrast 2	I.V. Pole	Catheter Attachment	Magazine Rack	Arm Cap	Wood Finish	Laminate Color	
<b>SORL Recliner (w/Laminate Top, Side-Mounted Articulating Fold-Down Tablet) - Non-contrast</b> • Non-contrast C.O.M = 5.5 yd	Left facing	SR/NC/LFT/LT	□□□□		□□□□	□□□	□□□	□□□	□□□	□□□	
	Right facing	SR/NC/RFT/LT	□□□□		□□□□	□□□	□□□	□□□	□□□	□□□	
 <b>SORL Recliner (w/Laminate Top, Side-Mounted Articulating Fold-Down Tablet) - Contrast</b> • 1 = Back and arms (Fabric Contrast 1) C.O.M. = 4.5 yd • 2 = Seat (Fabric Contrast 2) C.O.M. = 1.5 yd • Optional magazine rack (Fabric Contrast 1) C.O.M. = .5 yd	Left facing	SR/FC/LFT/LT	□□□□	□□□□	□□□□	□□□	□□□	□□□	□□□	□□□	
	Right facing	SR/FC/RFT/LT	□□□□	□□□□	□□□□	□□□	□□□	□□□	□□□	□□□	
<b>SORL Recliner (w/Laminate Top, Top-Mounted Articulating Revolving Tablet) - Non-contrast</b> • Non-contrast C.O.M = 5.5 yd	Left facing	SR/NC/LFRT/LT	□□□□		□□□□	□□□	□□□	□□□	□□□	□□□	
	Right facing	SR/NC/RFRT/LT	□□□□		□□□□	□□□	□□□	□□□	□□□	□□□	
 <b>SORL Recliner (w/Laminate Top, Top-Mounted Articulating Revolving Tablet) - Contrast</b> • 1 = Back and arms (Fabric Contrast 1) C.O.M. = 4.5 yd • 2 = Seat (Fabric Contrast 2) C.O.M. = 1.5 yd • Optional magazine rack (Fabric Contrast 1) C.O.M. = .5 yd	Left facing	SR/FC/LFRT/LT	□□□□	□□□□	□□□□	□□□	□□□	□□□	□□□	□□□	
	Right facing	SR/FC/RFRT/LT	□□□□	□□□□	□□□□	□□□	□□□	□□□	□□□	□□□	

## HOW TO ORDER

Indicate the following information on order form:

- Quantity of each item.
- Model number, including options. See "How To Build a Model Number".
- Any special service required.

Note: • The □ indicates that a choice is required.

- The absence of the □ indicates that no choice is required.
- Alpha-numeric characters in place of □ indicate that no other alternatives are available.

## HOW TO BUILD A MODEL NUMBER

- A** Select basic model.
- B** Select non-contrast or fabric contrast 1. Refer to [ki.com/fabrics](http://ki.com/fabrics)
- C** Select fabric contrast 2. Refer to [ki.com/fabrics](http://ki.com/fabrics)
- D** Select I.V. pole (facing).
  - NS - No pole
  - LFFIV - Left facing front; add \$320
  - LRFIV - Left facing rear; add \$320
  - RFIV - Right facing front; add \$320
  - RRFIV - Right facing rear; add \$320
 If top articulating table is specified, table, I.V. pole and/or catheter bag attachment must all be specified in unique locations.
- E** Select catheter bag attachment. (specified facing chair)
  - NCA - No catheter attachment
  - LFCA - Left facing front; add \$51

- F** Select magazine rack.
  - LRCA - Left facing rear; add \$51
  - RFCA - Right facing front; add \$51
  - RRCA - Right facing rear; add \$51
 If top articulating table is specified, table, I.V. pole and/or catheter bag attachment must all be specified in unique locations.
- G** Select arm option.
  - NMR - No rack
  - LFM - Left side rack; add \$214
  - RFM - Right side rack; add \$214
 Magazine rack fabric will match arm fabric selection
- H** Select wood finish color. Refer to the **Product Color Options** page in this price list.
  - WAC - Wood armcaps (pair)
  - PAC - Black poly (pair); add \$186

**I** Select laminate color. Refer to the **Product Color Options** page in this price list.

\*For Kensington Maple add upcharge.



Approx. Packaged Weight	Grade C.O.M.	Grade C	Grade D	Grade E & C.O.L.	Grade F	Grade G	Grade H	Grade I	Grade J	Grade K	Grade L Leather	Grade M Leather	TB133 add to list price	Moisture Barrier add to list price
113.0#	\$ 3417	\$ 3462	\$ 3529	\$ 3616	\$ 3669	\$ 3781	\$ 3893	\$ 4032	\$ 4311	\$ 4591	\$ 4870	\$ 5427	\$ 328	\$ 155
113.0#	3417	3462	3529	3616	3669	3781	3893	4032	4311	4591	4870	5427	328	155
113.0#	\$ 3509	\$ 3554	\$ 3620	\$ 3707	\$ 3761	\$ 3872	\$ 3983	\$ 4124	\$ 4401	\$ 4681	\$ 4961	\$ 5519	\$ 328	\$ 155
113.0#	3509	3554	3620	3707	3761	3872	3983	4124	4401	4681	4961	5519	328	155
113.0#	\$ 3417	\$ 3462	\$ 3529	\$ 3616	\$ 3669	\$ 3781	\$ 3893	\$ 4032	\$ 4311	\$ 4591	\$ 4870	\$ 5427	\$ 328	\$ 155
113.0#	3417	3462	3529	3616	3669	3781	3893	4032	4311	4591	4870	5427	328	155
113.0#	\$ 3509	\$ 3554	\$ 3620	\$ 3707	\$ 3761	\$ 3872	\$ 3983	\$ 4124	\$ 4401	\$ 4681	\$ 4961	\$ 5519	\$ 328	\$ 155
113.0#	3509	3554	3620	3707	3761	3872	3983	4124	4401	4681	4961	5519	328	155

**Kensington Maple Upcharge**  
Kensington Maple requires extended leadtimes.  
Model: Soltice® Recliners\$10

**INFORMATION**

**C.O.M. Requirements**  
C.O.M. yardage requirements listed above are based on plain goods 54" wide. If less than 54" wide or fabrics requiring matching (stripes, plaids, prints, large patterns), additional yardage will be needed. Consult C.O.M. matrix on the Ordering C.O.M. and C.O.L. page for additional yardage needed. For C.O.M. fabric sent to KI-High Point on multiple rolls, add an additional yard of fabric per roll to the yardage requirements.

**C.O.L. Requirements**  
Figure 18 sq. ft. of leather (C.O.L.) for each yard shown (i.e., 4.75 x 18 = 85.5 sq. ft.).

**Contrasting Upholstery**  
When contrasting fabric is chosen, price at highest in-grade.

**Minimum Fabric/Leather Quantity**  
Minimum order for fabric is 1 yard. Minimum order for leather is 1 hide (approximately 50 sq. ft.).

**California TB133 Fire Safety Code**  
The above seating products can be manufactured using the appropriate flame-retardant materials and fabric selections for compliance to California Technical Bulletin 133. Add "FR" to end of model number and add upcharge. Please contact KI customer service for fabric compliance. Not available with moisture barrier. Nano-Tex treatments can be used when TB133 is required.

**Construction**  
Frame constructed of kiln-dried lumber and laminated hardwood plywood. Exposed wood components finished with catalyzed varnish (specify finish when ordering). Tight

seat constructed with universal 7.5-gauge sinuous wire springs. Tight back sprung with stretch strap webbing stapled into position. Multiple densities of polyurethane foam covered with a layer of .75 super soft foam. Seats, backs and arms are field replaceable. Mechanism chassis is of 2" x 1" 14-gauge rectangular steel tube frame welded at all member connection and powder coated to seal frame.

**Options**  
SR cannot be manufactured without casters and pushbar. Pushbar standard.

Additional options may be ordered. Add /xx to the end of the model number and upcharge.



**Trendelenberg**  
/TM and \$165

**SPECIAL SERVICES**  
**Special Carton Marking**  
With specially marked information N/C

**Shipping**  
Ships assembled, FOB High Point, NC 27263, freight prepaid. Freight class 250.

Specifications and prices are subject to change without prior notice.

# Soltice® Recliner

Features	MODEL NUMBER										Approx. Packaged Weight
	Basic Model	Non-Contrast or Fabric Contrast 1	Fabric Contrast 2	I.V. Pole	Catheter Attachment	Magazine Rack	Arm Cap	Wood Finish	Veneer Color		
SORL Recliner (w/Veneer Top, Side-Mounted Articulating Fold-Down Tablet) - Non-contrast • Non-contrast C.O.M = 5.5 yd	Left facing	SR/NC/LFT/VT	□□□□		□□□□	□□□	□□□	□□□	□□□	□□□	113.0#
	Right facing	SR/NC/RFT/VT	□□□□		□□□□	□□□	□□□	□□□	□□□	□□□	113.0#
 SORL Recliner (w/Veneer Top, Side-Mounted Articulating Fold-Down Tablet) - Contrast • 1 = Back and arms (Fabric Contrast 1) C.O.M. = 4.5 yd • 2 = Seat (Fabric Contrast 2) C.O.M. = 1.5 yd • Optional magazine rack (Fabric Contrast 1) C.O.M. = .5 yd	Left facing	SR/FC/LFT/VT	□□□□	□□□□	□□□□	□□□	□□□	□□□	□□□	113.0#	
	Right facing	SR/FC/RFT/VT	□□□□	□□□□	□□□□	□□□	□□□	□□□	□□□	□□□	113.0#
SORL Recliner (w/Veneer Top, Top-Mounted Articulating Revolving Tablet) - Non-contrast • Non-contrast C.O.M = 5.5 yd	Left facing	SR/NC/LFRT/VT	□□□□		□□□□	□□□	□□□	□□□	□□□	□□□	113.0#
	Right facing	SR/NC/RFRT/VT	□□□□		□□□□	□□□	□□□	□□□	□□□	□□□	113.0#
 SORL Recliner (w/Veneer Top, Top-Mounted Articulating Revolving Tablet) - Contrast • 1 = Back and arms (Fabric Contrast 1) C.O.M. = 4.5 yd • 2 = Seat (Fabric Contrast 2) C.O.M. = 1.5 yd • Optional magazine rack (Fabric Contrast 1) C.O.M. = .5 yd	Left facing	SR/FC/LFRT/VT	□□□□	□□□□	□□□□	□□□	□□□	□□□	□□□	113.0#	
	Right facing	SR/FC/RFRT/VT	□□□□	□□□□	□□□□	□□□	□□□	□□□	□□□	□□□	113.0#

**A      B      C      D      E      F      G      H      I**

## HOW TO ORDER

Indicate the following information on order form:

- Quantity of each item.
- Model number, including options. See "How To Build a Model Number".
- Any special service required.

Note: • The □ indicates that a choice is required.

- The absence of the □ indicates that no choice is required.
- Alpha-numeric characters in place of □ indicate that no other alternatives are available.

## HOW TO BUILD A MODEL NUMBER

- A** Select basic model.
- B** Select non-contrast or fabric contrast 1. Refer to [ki.com/fabrics](http://ki.com/fabrics)
- C** Select fabric contrast 2. Refer to [ki.com/fabrics](http://ki.com/fabrics)
- D** Select I.V. pole (facing).
 

<b>NS</b>	- No pole
<b>LFFIV</b>	- Left facing front; add \$320
<b>LRFIV</b>	- Left facing rear; add \$320
<b>RFFIV</b>	- Right facing front; add \$320
<b>RRFIV</b>	- Right facing rear; add \$320

 If top articulating table is specified, table, I.V. pole and/or catheter bag attachment must all be specified in unique locations.
- E** Select catheter bag attachment. (specified facing chair)
 

<b>NCA</b>	- No catheter attachment
<b>LFCA</b>	- Left facing front; add \$51
<b>LRCA</b>	- Left facing rear; add \$51

- RFCA** - Right facing front; add \$51
  - RRCA** - Right facing rear; add \$51
- If top articulating table is specified, table, I.V. pole and/or catheter bag attachment must all be specified in unique locations.

- F** Select magazine rack.
 

<b>NMR</b>	- No rack
<b>LFM</b>	- Left side rack; add \$214
<b>RFM</b>	- Right side rack; add \$214

 Magazine rack fabric will match arm fabric selection

- G** Select arm option.
 

<b>WAC</b>	- Wood armcaps (pair)
<b>PAC</b>	- Black poly (pair); add \$186

- H** Select wood finish color.\* Refer to the **Product Color Options** page in this price list. \*For Kensington Maple add upcharge.

- I** Select veneer color. Refer to the **Product Color Options** page in this price list.



Grade C.O.M.	Grade C	Grade D	Grade E & C.O.L.	Grade F	Grade G	Grade H	Grade I	Grade J	Grade K	Grade L Leather	Grade M Leather	TB133 add to list price	Moisture Barrier add to list price
\$ 3417	\$ 3462	\$ 3529	\$ 3616	\$ 3669	\$ 3781	\$ 3893	\$ 4032	\$ 4311	\$ 4591	\$ 4870	\$ 5427	\$ 328	\$ 155
3417	3462	3529	3616	3669	3781	3893	4032	4311	4591	4870	5427	328	155
\$ 3509	\$ 3554	\$ 3620	\$ 3707	\$ 3761	\$ 3872	\$ 3983	\$ 4124	\$ 4401	\$ 4681	\$ 4961	\$ 5519	\$ 328	\$ 155
3509	3554	3620	3707	3761	3872	3983	4124	4401	4681	4961	5519	328	155
\$ 3417	\$ 3462	\$ 3529	\$ 3616	\$ 3669	\$ 3781	\$ 3893	\$ 4032	\$ 4311	\$ 4591	\$ 4870	\$ 5427	\$ 328	\$ 155
3417	3462	3529	3616	3669	3781	3893	4032	4311	4591	4870	5427	328	155
\$ 3509	\$ 3554	\$ 3620	\$ 3707	\$ 3761	\$ 3872	\$ 3983	\$ 4124	\$ 4401	\$ 4681	\$ 4961	\$ 5519	\$ 328	\$ 155
3509	3554	3620	3707	3761	3872	3983	4124	4401	4681	4961	5519	328	155

**INFORMATION**

Moisture Barrier \$155  
TB133 \$328

**Options**

Additional options may be ordered. Add /xx to the end of the model number and upcharge.

**Trendelenberg**

/TM and \$178

**Kensington Maple Upcharge**

Kensington Maple requires extended leadtimes.

Model Soltice® Recliners \$10

**C.O.M. Requirements**

C.O.M. yardage requirements listed above are based on plain goods 54" wide. If less than 54" wide or fabrics requiring matching (stripes, plaids, prints, large patterns), additional yardage will be needed. Consult C.O.M. matrix on the Ordering C.O.M. and C.O.L. page for additional yardage needed. For C.O.M. fabric sent to KI-High Point on multiple rolls, add an additional yard of fabric per roll to the yardage requirements.

**C.O.L. Requirements**

Figure 18 sq. ft. of leather (C.O.L.) for each yard shown (i.e., 4.75 x 18 = 85.5 sq. ft.).

**Contrasting Upholstery**

When contrasting fabric is chosen, price at highest in-grade.

**Minimum Fabric/Leather Quantity**

Minimum order for fabric is 1 yard. Minimum order for leather is 1 hide (approximately 50 sq. ft.).

**California TB133 Fire Safety Code**

The above seating products can be manufactured using the appropriate flame-retardant materials and fabric selections for compliance to California Technical Bulletin 133. Add "FR" to end of model number and add upcharge. Please contact KI customer service for fabric compliance. Not available with moisture barrier. Nano-Tex treatments can be used when TB133 is required.

**Options**

SR cannot be manufactured without casters and pushbar.

Pushbar standard.

**SPECIAL SERVICES**

**Special Carton Marking**

With specially marked information N/C

**Shipping**

Ships assembled, FOB High Point, NC 27263, freight prepaid. Freight class 250.

Specifications and prices are subject to change without prior notice.

## Soltice®

## Recliner Replacement Parts

MODEL	MODEL NUMBER				Approx. Packaged Weight	Delivered Pricing	Grade C.O.M.
	Basic Model	Non-Contrast or Fabric Contrast 1	Arm Cap	Wood Finish			
SORP	<b>Replacement Back</b> • Non-contrast C.O.M = 2 yd	SRRBK	<input type="checkbox"/> <input type="checkbox"/> <input type="checkbox"/> <input type="checkbox"/>			8.0#	N/A \$ 947
SORP	<b>Replacement Seat Cover Only</b> • Non-contrast C.O.M = 1.5 yd • Uph. cover	SRRSC	<input type="checkbox"/> <input type="checkbox"/> <input type="checkbox"/> <input type="checkbox"/>			2.0#	N/A \$ 428
SORP	<b>Replacement Arm</b> • Non-contrast C.O.M = 2.5 yd • Includes armcap	SRRCA/LF SRRCA/RF	<input type="checkbox"/> <input type="checkbox"/> <input type="checkbox"/> <input type="checkbox"/> <input type="checkbox"/> <input type="checkbox"/> <input type="checkbox"/> <input type="checkbox"/>	<input type="checkbox"/> <input type="checkbox"/> <input type="checkbox"/> <input type="checkbox"/>	<input type="checkbox"/> <input type="checkbox"/> <input type="checkbox"/> <input type="checkbox"/>	12.0# 12.0#	N/A \$ 662 N/A 662
SORP	<b>Replacement Arm Caps</b> • Set of 2	SRRAC		<input type="checkbox"/> <input type="checkbox"/> <input type="checkbox"/> <input type="checkbox"/>	<input type="checkbox"/> <input type="checkbox"/> <input type="checkbox"/> <input type="checkbox"/>	3.0#	\$ 312
SORP	<b>Replacement Footrest</b> • Non-contrast C.O.M = .5 yd • Includes hardware	SRRFT	<input type="checkbox"/> <input type="checkbox"/> <input type="checkbox"/> <input type="checkbox"/>			3.0#	N/A \$ 266
HRDPT	<b>Replacement Med Caster Kit</b> Includes: • (2) Med caster locking casters • (2) Med caster non-locking casters • (8) Hex nuts, (4) lock washers • (1) Small tube of Loc-Tite	RETRO.MEDCASTER				7.0#	\$ 246

A

B

C

D

## HOW TO ORDER

Indicate the following information on order form:

- Quantity of each item.
- Model number, including options. See "How To Build a Model Number".
- Any special service required.

Note: • The  indicates that a choice is required.

- The absence of the  indicates that no choice is required.
- Alpha-numeric characters in place of  indicate that no other alternatives are available.

## HOW TO BUILD A MODEL NUMBER

- A** Select basic model.
- B** Select non-contrast or fabric contrast 1. Refer to [ki.com/fabrics](http://ki.com/fabrics)
- C** Select arm option.
- |            |                                |
|------------|--------------------------------|
| <b>WAC</b> | - Wood armcaps (pair)          |
| <b>PAC</b> | - Black poly (pair); add \$186 |
- D** Select wood finish color.\* Refer to the **Product Color Options** page in this price list.  
\*For Kensington Maple add upcharge.

## KENSINGTON MAPLE UPCHARGE

Kensington Maple requires extended leadtimes.

Model	
SRRCA	\$26 (per arm)
SRRAC	\$26





Grade C	Grade D	Grade E & C.O.L.	Grade F	Grade G	Grade H	Grade I	Grade J	Grade K	Grade L Leather	Grade M Leather	TB133 add to list price	Moisture Barrier add to list price
\$ 963	\$ 988	\$ 1019	\$ 1038	\$ 1080	\$ 1119	\$ 1171	\$ 1272	\$ 1374	\$ 1475	\$ 1679	\$ 142	\$ 116
\$ 439	\$ 457	\$ 483	\$ 495	\$ 525	\$ 556	\$ 595	\$ 671	\$ 746	\$ 824	\$ 974	\$ 116	\$ 97
\$ 680	\$ 713	\$ 749	\$ 776	\$ 826	\$ 878	\$ 940	\$ 1066	\$ 1194	\$ 1320	\$ 1577	\$ 168	\$ 142
680	713	749	776	826	878	940	1066	1194	1320	1577	168	142
											N/A	N/A
\$ 269	\$ 275	\$ 283	\$ 289	\$ 300	\$ 308	\$ 321	\$ 347	\$ 371	\$ 397	\$ 448	\$ 78	\$ 64
											N/A	N/A

## INFORMATION

### C.O.M. Requirements

C.O.M. yardage requirements listed above are based on plain goods 54" wide. If less than 54" wide or fabrics requiring matching (stripes, plaids, prints, large patterns), additional yardage will be needed. Consult C.O.M. matrix on the Ordering C.O.M. and C.O.L. page for additional yardage needed. For C.O.M. fabric sent to KI-High Point on multiple rolls, add an additional yard of fabric per roll to the yardage requirements.

### C.O.L. Requirements

Figure 18 sq. ft. of leather (C.O.L.) for each yard shown (i.e., 4.75 x 18 = 85.5 sq. ft.).

### Contrasting Upholstery

When contrasting fabric is chosen, price at highest in-grade.

### California TB133 Fire Safety Code

The above seating products can be manufactured using the appropriate flame-retardant materials and fabric selections for compliance to California Technical Bulletin 133. Add "FR" to end of model number and add upcharge. Please contact KI customer service for fabric compliance. Not available with moisture barrier. Nano-TEX treatments can be used when TB133 is required.

## SPECIAL SERVICES

### Special Carton Marking

With specially marked information N/C



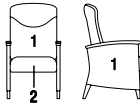
### Shipping

Ships **knocked down, FOB High Point, NC 27263, freight prepaid.** Freight class 70.

Specifications and prices are subject to change without prior notice.

# Soltice®

Patient Chair

MODEL	Features	MODEL NUMBER						
		Basic Model	Non-Contrast or Fabric Contrast 1	Fabric Contrast 2	Wood Finish	Arm Cap	Fire Code	Moisture Barrier
 <p><b>Patient Chair (Open Arm)</b></p> <ul style="list-style-type: none"> <li>• Non-contrast C.O.M = 3.5 yd</li> <li>• 1 = Back (Fabric Contrast 1) C.O.M = 2.25 yd</li> <li>• 2 = Seat (Fabric Contrast 2) C.O.M. = 1.5 yd</li> </ul>	Non-contrast	SOP/NC	<input type="checkbox"/> <input type="checkbox"/> <input type="checkbox"/> <input type="checkbox"/>		<input type="checkbox"/> <input type="checkbox"/>	<input type="checkbox"/> <input type="checkbox"/> <input type="checkbox"/> <input type="checkbox"/>	<input type="checkbox"/> <input type="checkbox"/> <input type="checkbox"/> <input type="checkbox"/>	<input type="checkbox"/> <input type="checkbox"/> <input type="checkbox"/> <input type="checkbox"/>
	Contrast	SOP/FC	<input type="checkbox"/> <input type="checkbox"/> <input type="checkbox"/> <input type="checkbox"/>	<input type="checkbox"/> <input type="checkbox"/> <input type="checkbox"/> <input type="checkbox"/>	<input type="checkbox"/> <input type="checkbox"/>	<input type="checkbox"/> <input type="checkbox"/> <input type="checkbox"/> <input type="checkbox"/>	<input type="checkbox"/> <input type="checkbox"/> <input type="checkbox"/> <input type="checkbox"/>	<input type="checkbox"/> <input type="checkbox"/> <input type="checkbox"/> <input type="checkbox"/>
SOPC								
 <p><b>Patient Chair (Closed Arm)</b></p> <ul style="list-style-type: none"> <li>• Non-contrast C.O.M = 5 yd</li> <li>• 1 = Back and arms (Fabric Contrast 1) C.O.M. = 4 yd</li> <li>• 2 = Seat (Fabric Contrast 2) C.O.M. = 1.5 yd</li> </ul>	Non-contrast	SPP/NC	<input type="checkbox"/> <input type="checkbox"/> <input type="checkbox"/> <input type="checkbox"/>		<input type="checkbox"/> <input type="checkbox"/>	<input type="checkbox"/> <input type="checkbox"/> <input type="checkbox"/> <input type="checkbox"/>	<input type="checkbox"/> <input type="checkbox"/> <input type="checkbox"/> <input type="checkbox"/>	
	Contrast	SPP/FC	<input type="checkbox"/> <input type="checkbox"/> <input type="checkbox"/> <input type="checkbox"/>	<input type="checkbox"/> <input type="checkbox"/> <input type="checkbox"/> <input type="checkbox"/>	<input type="checkbox"/> <input type="checkbox"/>	<input type="checkbox"/> <input type="checkbox"/> <input type="checkbox"/> <input type="checkbox"/>	<input type="checkbox"/> <input type="checkbox"/> <input type="checkbox"/> <input type="checkbox"/>	
SOPC								
 <p><b>Motion Patient Chair (Closed Arm)</b></p> <ul style="list-style-type: none"> <li>• Non-contrast C.O.M = 3.75 yd</li> <li>• 1 = Back and arms (Fabric Contrast 1) C.O.M. = 3.5 yd</li> <li>• 2 = Seat (Fabric Contrast 2) C.O.M. = 1.5 yd</li> </ul>	Non-contrast	SPX/NC	<input type="checkbox"/> <input type="checkbox"/> <input type="checkbox"/> <input type="checkbox"/>		<input type="checkbox"/> <input type="checkbox"/>	<input type="checkbox"/> <input type="checkbox"/> <input type="checkbox"/> <input type="checkbox"/>	<input type="checkbox"/> <input type="checkbox"/> <input type="checkbox"/> <input type="checkbox"/>	
	Contrast	SPX/FC	<input type="checkbox"/> <input type="checkbox"/> <input type="checkbox"/> <input type="checkbox"/>	<input type="checkbox"/> <input type="checkbox"/> <input type="checkbox"/> <input type="checkbox"/>	<input type="checkbox"/> <input type="checkbox"/>	<input type="checkbox"/> <input type="checkbox"/> <input type="checkbox"/> <input type="checkbox"/>	<input type="checkbox"/> <input type="checkbox"/> <input type="checkbox"/> <input type="checkbox"/>	
SMPC								

**A**      **B**      **C**      **D**      **E**      **F**      **G**

## HOW TO ORDER

Indicate the following information on order form:

1. Quantity of each item.
2. Model number, including options. See "How To Build a Model Number".
3. Any special service required.

Note: • The  indicates that a choice is required.

- The absence of the  indicates that no choice is required.
- Alpha-numeric characters in place of  indicate that no other alternatives are available.

## HOW TO BUILD A MODEL NUMBER

**A** Select basic model.

**B** Select non-contrast or fabric contrast 1. Refer to [ki.com/fabrics](http://ki.com/fabrics)

**C** Select fabric contrast 2. Refer to [ki.com/fabrics](http://ki.com/fabrics)

**D** Select wood finish color.\* Refer to the **Product Color Options** page in this price list.  
\*For Kensington Maple add upcharge.

**E** Select arm option.  
**WAC** - Wood armcaps (pair)  
**PAC** - Black poly (pair); add \$167

**F** Select fire code.  
**NFR** - Compliance to TB 117-2013  
**FR** - Compliance to TB 133  
See pricing column for TB133 upcharge.

**G** Select moisture barrier.

**NMB** - No moisture barrier  
**MB** - Moisture barrier

See pricing column for moisture barrier upcharge.



Approx. Packaged Weight	Grade C.O.M.	Grade C	Grade D	Grade E & C.O.L.	Grade F	Grade G	Grade H	Grade I	Grade J	Grade K	Grade L Leather	Grade M Leather	TB133 add to list price	Moisture Barrier add to list price
80.0#	\$ 1926	\$ 1954	\$ 1995	\$ 2047	\$ 2081	\$ 2148	\$ 2215	\$ 2300	\$ 2471	\$ 2640	\$ 2811	\$ 3149	\$ 190	\$ 76
80.0#	1990	2017	2056	2106	2143	2209	2279	2363	2532	2703	2871	3210	190	76
84.0#	\$ 2160	\$ 2198	\$ 2256	\$ 2326	\$ 2371	\$ 2467	\$ 2558	\$ 2678	\$ 2915	\$ 3148	\$ 3384	\$ 3853	\$ 307	\$ 132
84.0#	2224	2258	2319	2390	2435	2527	2622	2739	2974	3209	3446	3916	307	132
89.0#	\$ 2758	\$ 2786	\$ 2835	\$ 2894	\$ 2930	\$ 3013	\$ 3092	\$ 3190	\$ 3383	\$ 3579	\$ 3776	\$ 4169	\$ 307	\$ 132
89.0#	2819	2850	2897	2957	2996	3074	3153	3250	3443	3642	3839	4231	307	132

#### KENSINGTON MAPLE UPCHARGE

Kensington Maple requires extended leadtimes.

Model	
SOP/NC	\$92
SOP/FC	\$92
SPP/NC	\$85
SPP/FC	\$85
SPX/NC	\$40
SPX/FC	\$40

#### INFORMATION

##### C.O.M. Requirements

C.O.M. yardage requirements listed above are based on plain goods 54" wide. If less than 54" wide or fabrics requiring matching (stripes, plaids, prints, large patterns), additional yardage will be needed. Consult C.O.M. matrix on the Ordering C.O.M. and C.O.L. page for additional yardage needed. For C.O.M. fabric sent to KI-High Point on multiple rolls, add an additional yard of fabric per roll to the yardage requirements.

##### C.O.L. Requirements

Figure 18 sq. ft. of leather (C.O.L.) for each yard shown (i.e., 4.75 x 18 = 85.5 sq. ft.).

##### Contrasting Upholstery

When contrasting fabric is chosen, price at highest in-grade.

##### Minimum Fabric/Leather Quantity

Minimum order for fabric is 1 yard. Minimum order for leather is 1 hide (approximately 50 sq. ft).

##### Moisture Barrier

Moisture barrier is applied underneath the fabric cover as a means of protecting the foam. Not available with TB133

##### California TB133 Fire Safety Code

The above seating products can be manufactured using the appropriate flame-retardant materials and fabric selections for compliance to California Technical Bulletin 133. Please contact KI customer service for fabric compliance. Not available with moisture barrier.

#### SPECIAL SERVICES

##### Special Carton Marking

With specially marked information N/C

##### Shipping

Ships **assembled unless replacement parts which ship knocked down, FOB High Point, NC 27263, freight prepaid.** Freight class 250.

Specifications and prices are subject to change without prior notice.

MODEL	MODEL NUMBER						Approx. Packaged Weight	Delivered Pricing
	Basic Model	Non-Contrast or Fabric Contrast 1	Wood Finish	Arm Cap	Fire Code	Moisture Barrier		
SORP	<b>Patient Chair Replacement Back</b> • Non-contrast C.O.M = 2.25 yd	SRPBK	□□□□			□□□	□□□	8.0# N/A
SORP	<b>Patient Chair Replacement Seat</b> • Non-contrast C.O.M = 1.5 yd	SRPST	□□□□			□□□	□□□	15.0# N/A
SORP	<b>Patient Chair Replacement Open Arm</b> • Includes armcap	SRPOA/LF		□□□	□□□			10.0# \$ 528
		SRPOA/RF		□□□	□□□			10.0# 528
SORP	<b>Patient Chair Replacement Closed Arm</b> • Non-contrast C.O.M = 2 yd per armcap • Includes armcap	SRPCA/LF	□□□□	□□□	□□□	□□□	□□□	12.0# N/A
		SRPCA/RF	□□□□	□□□	□□□	□□□	□□□	12.0# N/A
SORP	<b>Patient Chair Replacement Armcaps</b> • Set of 2	SRPAC		□□□	□□□			3.0# \$ 338
SORP	<b>Motion Patient Chair Replacement Back</b> • Non-contrast C.O.M = 2 yd	SRMBC	□□□□			□□□	□□□	8.0# N/A
SORP	<b>Motion Patient Chair Replacement Seat</b> • Non-contrast C.O.M = 1.5 yd • Uph. cover only	SRMSC	□□□□			□□□	□□□	3.0# N/A
SORP	<b>Motion Patient Chair Replacement Arm</b> • Non-contrast C.O.M = 2.5 yd • Includes armcap	SRMCA/LF	□□□□	□□□	□□□	□□□	□□□	12.0# N/A
		SRMCA/RF	□□□□	□□□	□□□	□□□	□□□	12.0# N/A

**A**      **B**      **C**      **D**      **E**      **F**

### HOW TO ORDER

Indicate the following information on order form:

- Quantity of each item.
- Model number, including options. See "How To Build a Model Number".
- Any special service required.

Note: • The □ indicates that a choice is required.

- The absence of the □ indicates that no choice is required.
- Alpha-numeric characters in place of □ indicate that no other alternatives are available.

### HOW TO BUILD A MODEL NUMBER

**A** Select basic model.

**B** Select non-contrast or fabric contrast 1. Refer to [ki.com/fabrics](http://ki.com/fabrics)

**C** Select wood finish color.\* Refer to the **Product Color Options** page in this price list.  
\*For Kensington Maple add upcharge.

**D** Select arm option.  
**WAC** - Wood armcaps (pair)  
**PAC** - Black poly (pair); add \$167

**E** Select fire code.  
**NFR** - Compliance to TB 117-2013  
**FR** - Compliance to TB 133  
See pricing column for TB133 upcharge.

**F** Select moisture barrier.

**NMB** - No moisture barrier  
**MB** - Moisture barrier

See pricing column for moisture barrier upcharge.



Grade C.O.M.	Grade C	Grade D	Grade E & C.O.L.	Grade F	Grade G	Grade H	Grade I	Grade J	Grade K	Grade L Leather	Grade M Leather	TB133 add to list price	Moisture Barrier add to list price
\$ 862	\$ 878	\$ 904	\$ 935	\$ 956	\$ 997	\$ 1039	\$ 1093	\$ 1196	\$ 1301	\$ 1405	\$ 1613	\$ 102	\$ 44
\$ 847	\$ 858	\$ 876	\$ 900	\$ 914	\$ 948	\$ 977	\$ 1017	\$ 1096	\$ 1175	\$ 1253	\$ 1409	\$ 76	\$ 34
												N/A	N/A
												N/A	N/A
\$ 834	\$ 851	\$ 878	\$ 909	\$ 929	\$ 971	\$ 1013	\$ 1065	\$ 1171	\$ 1273	\$ 1378	\$ 1588	\$ 64	\$ 28
834	851	878	909	929	971	1013	1065	1171	1273	1378	1588	64	28
												N/A	N/A
\$ 434	\$ 451	\$ 477	\$ 509	\$ 528	\$ 568	\$ 614	\$ 665	\$ 769	\$ 874	\$ 977	\$ 1187	\$ 102	\$ 44
\$ 370	\$ 376	\$ 392	\$ 407	\$ 417	\$ 437	\$ 459	\$ 485	\$ 535	\$ 589	\$ 642	\$ 747	\$ 76	\$ 34
\$ 834	\$ 851	\$ 878	\$ 909	\$ 929	\$ 971	\$ 1013	\$ 1065	\$ 1171	\$ 1273	\$ 1378	\$ 1588	\$ 64	\$ 28
834	851	878	909	929	971	1013	1065	1171	1273	1378	1588	64	28

**KENSINGTON MAPLE UPCHARGE**

Kensington Maple requires extended leadtimes.

Model	
SRPOA/(FR/LF)	\$48
SRPCA/(RF/LF)	\$10
SRPAC	\$10 (each)
SRMCA/(RF/LF)	\$10 (each)

**INFORMATION**

**C.O.M. Requirements**

C.O.M. yardage requirements listed above are based on plain goods 54" wide. If less than 54" wide or fabrics requiring matching (stripes, plaids, prints, large patterns), additional yardage will be needed. Consult C.O.M. matrix on the Ordering C.O.M. and C.O.L. page for additional yardage needed. For C.O.M. fabric sent to KI-High Point on multiple rolls, add an additional yard of fabric per roll to the yardage requirements.

**C.O.L. Requirements**

Figure 18 sq. ft. of leather (C.O.L.) for each yard shown (i.e., 4.75 x 18 = 85.5 sq. ft.).

**Moisture Barrier**

Moisture barrier is applied underneath the fabric cover as a means of protecting the foam. Not available with TB133

**California TB133 Fire Safety Code**

The above seating products can be manufactured using the appropriate flame-retardant materials and fabric selections for compliance to California Technical Bulletin 133. Please contact KI customer service for fabric compliance. Not available with moisture barrier.

**SPECIAL SERVICES**

**Special Carton Marking**

With specially marked information N/C

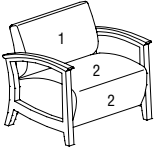

**Shipping**

Ships **assembled unless replacement parts which ship knocked down, FOB High Point, NC 27263, freight prepaid.** Freight class 70.

Specifications and prices are subject to change without prior notice.

# Soltice®

Bariatric

	MODEL	Features	MODEL NUMBER						
			Basic Model	Non-Contrast or Fabric Contrast 1	Fabric Contrast 2	Wood Finish	Arm Cap	Fire Code	Moisture Barrier
	<b>Bariatric Chair (Open Arm)</b> • Non-contrast C.O.M = 4.75 yd • 1 = Back (Fabric Contrast 1) C.O.M. = 2.25 yd • 2 = Seat (Fabric Contrast 2) C.O.M. = 2.5 yd	Non-contrast	SOCL/NC	□□□□		□□□	□□□	□□□	□□□
		Contrast	SOCL/FC	□□□□	□□□□	□□□	□□□	□□□	□□□
SOBS									
	<b>Bariatric Chair (Closed Arm)</b> • Non-contrast C.O.M = 6.25 yd • 1 = Back and arms (Fabric Contrast 1) C.O.M. = 4.25 yd • 2 = Seat (Fabric Contrast 2) C.O.M. = 2.5 yd	Non-contrast	SPCL/NC	□□□□		□□□	□□□	□□□	□□□
		Contrast	SPCL/FC	□□□□	□□□□	□□□	□□□	□□□	□□□
SOBS									
			<b>A</b>	<b>B</b>	<b>C</b>	<b>D</b>	<b>E</b>	<b>F</b>	<b>G</b>

## HOW TO ORDER

Indicate the following information on order form:

- Quantity of each item.
- Model number, including options. See "How To Build a Model Number".
- Any special service required.

Note: • The □ indicates that a choice is required.

- The absence of the □ indicates that no choice is required.
- Alpha-numeric characters in place of □ indicate that no other alternatives are available.

## HOW TO BUILD A MODEL NUMBER

**A** Select basic model.

**B** Select non-contrast or fabric contrast 1. Refer to [ki.com/fabrics](http://ki.com/fabrics)

**C** Select fabric contrast 2. Refer to [ki.com/fabrics](http://ki.com/fabrics)

**D** Select wood finish color.\* Refer to the **Product Color Options** page in this price list.  
\*For Kensington Maple add upcharge.

**E** Select arm option.  
**WAC** - Wood armcaps (pair)  
**PAC** - Black poly (pair); add \$167

**F** Select fire code.  
**NFR** - Compliance to TB 117-2013  
**FR** - Compliance to TB 133  
 See pricing column for TB133 upcharge.

**G** Select moisture barrier.

**NMB** - No moisture barrier  
**MB** - Moisture barrier

See pricing column for moisture barrier upcharge.



Approx. Packaged Weight	Grade C.O.M.	Grade C	Grade D	Grade E & C.O.L.	Grade F	Grade G	Grade H	Grade I	Grade J	Grade K	Grade L Leather	Grade M Leather	TB133 add to list price	Moisture Barrier add to list price
68.0#	\$ 2934	\$ 2967	\$ 3016	\$ 3074	\$ 3112	\$ 3193	\$ 3272	\$ 3372	\$ 3564	\$ 3760	\$ 3956	\$ 4347	\$ 437	\$ 197
68.0#	3001	3028	3077	3138	3176	3253	3332	3432	3624	3821	4018	4411	437	197
68.0#	\$ 3163	\$ 3207	\$ 3283	\$ 3375	\$ 3434	\$ 3555	\$ 3671	\$ 3822	\$ 4124	\$ 4425	\$ 4725	\$ 5326	\$ 523	\$ 245
68.0#	3226	3272	3346	3435	3496	3616	3734	3884	4186	4487	4788	5390	523	245

### KENSINGTON MAPLE UPCHARGE

Kensington Maple requires extended leadtimes.

Model	
SOCL/NC	\$175
SOCL/FC	\$175
SPCL/NC	\$40
SPCL/FC	\$40

### INFORMATION

#### C.O.M. Requirements

C.O.M. yardage requirements listed above are based on plain goods 54" wide. If less than 54" wide or fabrics requiring matching (stripes, plaids, prints, large patterns), additional yardage will be needed. Consult C.O.M. matrix on the Ordering C.O.M. and C.O.L. page for additional yardage needed. For C.O.M. fabric sent to KI-High Point on multiple rolls, add an additional yard of fabric per roll to the yardage requirements.

#### C.O.L. Requirements

Figure 18 sq. ft. of leather (C.O.L.) for each yard shown (i.e., 4.75 x 18 = 85.5 sq. ft.).

#### Contrasting Upholstery

When contrasting fabric is chosen, price at highest in-grade.

#### Minimum Fabric/Leather Quantity

Minimum order for fabric is 1 yard. Minimum order for leather is 1 hide (approximately 50 sq. ft.).

#### Moisture Barrier

Moisture barrier is applied underneath the fabric cover as a means of protecting the foam. Not available with TB133

#### California TB133 Fire Safety Code

The above seating products can be manufactured using the appropriate flame-retardant materials and fabric selections for compliance to California Technical Bulletin 133. Please contact KI customer service for fabric compliance. Not available with moisture barrier.

#### Construction

CONSTRUCTION - LOUNGE & BARIATRIC

Frame Constructed of kiln-dried lumber and laminated hardwood plywood. Exposed wood components finished with catalyzed varnish (specify finish when ordering). Tight seat constructed with universal 7.5-gauge sinuous wire springs. Tight back sprung with stretch strap webbing stapled into position. Multiple densities of polyurethane foam covered with a layer of .75 super soft foam. Seats, backs and arms are field replaceable.

#### SPECIAL SERVICES

##### Special Carton Marking

With specially marked information N/C

##### Shipping

Ships **assembled unless replacement parts which ship knocked down, FOB High Point, NC 27263, freight prepaid.** Freight class 250.

Specifications and prices are subject to change without prior notice.

## Soltice®

## Bariatric Replacement Parts

	MODEL	MODEL NUMBER						Approx. Packaged Weight	Delivered Pricing
		Basic Model	Non-Contrast or Fabric Contrast 1	Wood Finish	Arm Cap	Fire Code	Moisture Barrier		
SORP	<b>Replacement Back</b> • Non-contrast C.O.M = 2.25 yd	SRBBK	□□□□			□□□	□□□	25.0#	N/A
SORP	<b>Replacement Seat (Open Arm)</b> • Non-contrast C.O.M = 2.5 yd	SRBST	□□□□			□□□	□□□	35.0#	N/A
SORP	<b>Replacement Seat (Closed Arm)</b> • Non-contrast C.O.M = 2 yd	SRBSC	□□□□	□□□		□□□	□□□	35.0#	N/A
SORP	<b>Replacement Arm (Open Arm)</b> • Includes armcap	SRBOA/LF		□□□	□□□			15.0#	\$ 495
		SRBOA/RF		□□□	□□□			15.0#	495
SORP	<b>Replacement Arm (Closed Arm)</b> • Non-contrast C.O.M = 2.5 yd • Includes armcap	SRBCA/LF	□□□□	□□□	□□□	□□□	□□□	35.0#	N/A
		SRBCA/RF	□□□□	□□□	□□□	□□□	□□□	35.0#	N/A
SORP	<b>Replacement Armcaps</b> • Set of 2	SRBAC		□□□	□□□			12.0#	\$ 344

**A**      **B**      **C**      **D**      **E**      **F**

## HOW TO ORDER

Indicate the following information on order form:

- Quantity of each item.
- Model number, including options. See "How To Build a Model Number".
- Any special service required.

Note: • The □ indicates that a choice is required.

- The absence of the □ indicates that no choice is required.
- Alpha-numeric characters in place of □ indicate that no other alternatives are available.

## HOW TO BUILD A MODEL NUMBER

**A** Select basic model.

**B** Select non-contrast or fabric contrast 1.  
Refer to [ki.com/fabrics](http://ki.com/fabrics)

**C** Select wood finish color.\*  
Refer to the **Product Color Options** page in this price list.  
\*For Kensington Maple add upcharge.

**D** Select arm option.  
**WAC** - Wood armcaps (pair)  
**PAC** - Black poly (pair); add \$167

**E** Select fire code.  
**NFR** - Compliance to TB 117-2013  
**FR** - Compliance to TB 133  
See pricing column for TB133 upcharge.

**F** Select moisture barrier.

**NMB** - No moisture barrier  
**MB** - Moisture barrier

See pricing column for moisture barrier upcharge.





Grade C.O.M.	Grade C	Grade D	Grade E & C.O.L.	Grade F	Grade G	Grade H	Grade I	Grade J	Grade K	Grade L Leather	Grade M Leather	TB133 add to list price	Moisture Barrier add to list price
\$ 919	\$ 931	\$ 954	\$ 982	\$ 998	\$ 1036	\$ 1071	\$ 1118	\$ 1208	\$ 1301	\$ 1394	\$ 1577	\$ 205	\$ 94
\$ 1078	\$ 1093	\$ 1118	\$ 1148	\$ 1173	\$ 1213	\$ 1254	\$ 1305	\$ 1410	\$ 1515	\$ 1620	\$ 1827	\$ 205	\$ 105
\$ 1078	\$ 1093	\$ 1118	\$ 1148	\$ 1173	\$ 1213	\$ 1254	\$ 1305	\$ 1410	\$ 1515	\$ 1620	\$ 1827	\$ 205	\$ 105
												N/A	N/A
												N/A	N/A
\$ 754	\$ 772	\$ 806	\$ 847	\$ 872	\$ 924	\$ 974	\$ 1041	\$ 1173	\$ 1302	\$ 1433	\$ 1696	\$ 241	\$ 108
754	772	806	847	872	924	974	1041	1173	1302	1433	1696	241	108
												N/A	N/A

#### KENSINGTON MAPLE UPCHARGE

Kensington Maple requires extended leadtimes.

Model	
SRBOA/(FR/LF)	\$48
SRBCA/(RF/LF)	\$10
SRBAC	\$10 (each)

#### INFORMATION

##### C.O.M. Requirements

C.O.M. yardage requirements listed above are based on plain goods 54" wide. If less than 54" wide or fabrics requiring matching (stripes, plaids, prints, large patterns), additional yardage will be needed. Consult C.O.M. matrix on the Ordering C.O.M. and C.O.L. page for additional yardage needed. For C.O.M. fabric sent to KI-High Point on multiple rolls, add an additional yard of fabric per roll to the yardage requirements.

##### C.O.L. Requirements

Figure 18 sq. ft. of leather (C.O.L.) for each yard shown (i.e., 4.75 x 18 = 85.5 sq. ft.).

##### Contrasting Upholstery

When contrasting fabric is chosen, price at highest in-grade.

#### Moisture Barrier

Moisture barrier is applied underneath the fabric cover as a means of protecting the foam. Not available with TB133

#### California TB133 Fire Safety Code

The above seating products can be manufactured using the appropriate flame-retardant materials and fabric selections for compliance to California Technical Bulletin 133. Please contact KI customer service for fabric compliance. Not available with moisture barrier.

#### SPECIAL SERVICES

##### Special Carton Marking

With specially marked information N/C

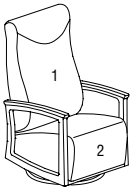
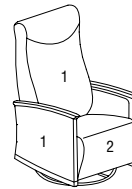
##### Shipping

Ships **assembled unless replacement parts which ship knocked down, FOB High Point, NC 27263, freight prepaid.** Freight class 70.

Specifications and prices are subject to change without prior notice.

# Soltice®

## Glider

MODEL	Features	MODEL NUMBER						
		Basic Model	Non-Contrast or Fabric Contrast 1	Fabric Contrast 2	Wood Finish	Arm Cap	Fire Code	Moisture Barrier
 <p><b>Glider (Open Arm)</b></p> <ul style="list-style-type: none"> <li>• Non-contrast C.O.M = 3.5 yd</li> <li>• 1 = Back (Fabric Contrast 1) C.O.M. = 2.25 yd</li> <li>• 2 = Seat (Fabric Contrast 2) C.O.M. = 1.5 yd</li> </ul>	Non-contrast	SOG/NC	<input type="checkbox"/> <input type="checkbox"/> <input type="checkbox"/> <input type="checkbox"/>		<input type="checkbox"/> <input type="checkbox"/>	<input type="checkbox"/> <input type="checkbox"/>	<input type="checkbox"/> <input type="checkbox"/>	<input type="checkbox"/> <input type="checkbox"/>
	Contrast	SOG/FC	<input type="checkbox"/> <input type="checkbox"/> <input type="checkbox"/> <input type="checkbox"/>	<input type="checkbox"/> <input type="checkbox"/> <input type="checkbox"/> <input type="checkbox"/>	<input type="checkbox"/> <input type="checkbox"/>	<input type="checkbox"/> <input type="checkbox"/>	<input type="checkbox"/> <input type="checkbox"/>	<input type="checkbox"/> <input type="checkbox"/>
SOGL								
 <p><b>Glider (Closed Arm)</b></p> <ul style="list-style-type: none"> <li>• Non-contrast C.O.M = 5 yd</li> <li>• 1 = Back and arms (Fabric Contrast 1) C.O.M. = 4 yd</li> <li>• 2 = Seat (Fabric Contrast 2) C.O.M. = 1.5 yd</li> </ul>	Non-contrast	SPG/NC	<input type="checkbox"/> <input type="checkbox"/> <input type="checkbox"/> <input type="checkbox"/>		<input type="checkbox"/> <input type="checkbox"/>	<input type="checkbox"/> <input type="checkbox"/>	<input type="checkbox"/> <input type="checkbox"/>	<input type="checkbox"/> <input type="checkbox"/>
	Contrast	SPG/FC	<input type="checkbox"/> <input type="checkbox"/> <input type="checkbox"/> <input type="checkbox"/>	<input type="checkbox"/> <input type="checkbox"/> <input type="checkbox"/> <input type="checkbox"/>	<input type="checkbox"/> <input type="checkbox"/>	<input type="checkbox"/> <input type="checkbox"/>	<input type="checkbox"/> <input type="checkbox"/>	<input type="checkbox"/> <input type="checkbox"/>
SOGL								

**A**      **B**      **C**      **D**      **E**      **F**      **G**

### HOW TO ORDER

Indicate the following information on order form:

1. Quantity of each item.
2. Model number, including options. See "How To Build a Model Number".
3. Any special service required.

Note: • The  indicates that a choice is required.  
 • The absence of the  indicates that no choice is required.  
 • Alpha-numeric characters in place of  indicate that no other alternatives are available.

### HOW TO BUILD A MODEL NUMBER

- A** Select basic model.
- B** Select non-contrast or fabric contrast 1. Refer to [ki.com/fabrics](http://ki.com/fabrics)
- C** Select fabric contrast 2. Refer to [ki.com/fabrics](http://ki.com/fabrics)
- D** Select wood finish color.\* Refer to the **Product Color Options** page in this price list.  
\*For Kensington Maple add upcharge.
- E** Select arm option.  

<b>WAC</b>	- Wood armcaps (pair)
<b>PAC</b>	- Black poly (pair); add \$167
- F** Select fire code.  

<b>NFR</b>	- Compliance to TB 117-2013
<b>FR</b>	- Compliance to TB 133

 See pricing column for TB133 upcharge.

- G** Select moisture barrier.  

<b>NMB</b>	- No moisture barrier
<b>MB</b>	- Moisture barrier

 See pricing column for moisture barrier upcharge.



Approx. Packaged Weight	Grade C.O.M.	Grade C	Grade D	Grade E & C.O.L.	Grade F	Grade G	Grade H	Grade I	Grade J	Grade K	Grade L Leather	Grade M Leather	TB133 add to list price	Moisture Barrier add to list price
88.0#	\$ 2792	\$ 2819	\$ 2861	\$ 2914	\$ 2948	\$ 3014	\$ 3084	\$ 3166	\$ 3335	\$ 3507	\$ 3676	\$ 4015	\$ 226	\$ 152
88.0#	2887	2914	2956	3006	3040	3106	3176	3259	3430	3600	3771	4110	226	152

98.0#	\$ 2891	\$ 2926	\$ 2989	\$ 3064	\$ 3112	\$ 3213	\$ 3313	\$ 3436	\$ 3686	\$ 3933	\$ 4183	\$ 4678	\$ 271	\$ 164
98.0#	2982	3020	3084	3157	3206	3304	3405	3532	3778	4027	4276	4769	271	164

#### KENSINGTON MAPLE UPCHARGE

Kensington Maple requires extended leadtimes.

Model	
SOG/NC	\$53
SOG/FC	\$53
SPG/NC	\$27
SPG/FC	\$27

#### INFORMATION

##### C.O.M. Requirements

C.O.M. yardage requirements listed above are based on plain goods 54" wide. If less than 54" wide or fabrics requiring matching (stripes, plaids, prints, large patterns), additional yardage will be needed. Consult C.O.M. matrix on the Ordering C.O.M. and C.O.L. page for additional yardage needed. For C.O.M. fabric sent to KI-High Point on multiple rolls, add an additional yard of fabric per roll to the yardage requirements.

##### C.O.L. Requirements

Figure 18 sq. ft. of leather (C.O.L.) for each yard shown (i.e., 4.75 x 18 = 85.5 sq. ft.).

##### Contrasting Upholstery

When contrasting fabric is chosen, price at highest in-grade.

##### Minimum Fabric/Leather Quantity

Minimum order for fabric is 1 yard. Minimum order for leather is 1 hide (approximately 50 sq. ft.).

##### Moisture Barrier

Moisture barrier is applied underneath the fabric cover as a means of protecting the foam. Not available with TB133

##### California TB133 Fire Safety Code

The above seating products can be manufactured using the appropriate flame-retardant materials and fabric selections for compliance to California Technical Bulletin 133. Please contact KI customer service for fabric compliance. Not available with moisture barrier.

##### Construction

Models SOG & SPG Frame constructed of kiln-dried lumber and laminated hardwood plywood. Exposed wood components finished with catalyzed varnish (specify finish when ordering). Tight seats constructed with universal 7.5-gauge sinuous wire springs. Tight back sprung with stretch strap webbing stapled into position. Multiple densities of polyurethane foam covered with a layer of .75 super soft foam. Seats, backs and arms are field replaceable. Metal ring base glider utilizes full 51 ball bearing race at all glide points for smooth operation.

#### SPECIAL SERVICES

##### Special Carton Marking

With specially marked information N/C

##### Shipping

Ships **assembled unless replacement parts which ship knocked down, FOB High Point, NC 27263, freight prepaid.** Freight class 250.

Specifications and prices are subject to change without prior notice.

## Soltice®

## Glider Replacement Parts

	MODEL	MODEL NUMBER						Approx. Packaged Weight	Delivered Pricing
		Basic Model	Non-Contrast or Fabric Contrast 1	Wood Finish	Arm Cap	Fire Code	Moisture Barrier		
SORP	<b>Replacement Back</b> • Non-contrast C.O.M = 2.25 yd	SRGBK	<input type="checkbox"/> <input type="checkbox"/> <input type="checkbox"/> <input type="checkbox"/>				<input type="checkbox"/> <input type="checkbox"/> <input type="checkbox"/>	8.0#	N/A
SORP	<b>Replacement Seat</b> • Non-contrast C.O.M = 1.5 yd	SRGST	<input type="checkbox"/> <input type="checkbox"/> <input type="checkbox"/> <input type="checkbox"/>				<input type="checkbox"/> <input type="checkbox"/> <input type="checkbox"/>	15.0#	N/A
SORP	<b>Replacement Arm (Open Arm)</b> • Includes armcap	SRGOA/LF		<input type="checkbox"/> <input type="checkbox"/>	<input type="checkbox"/> <input type="checkbox"/>			10.0#	\$ 834
		SRGOA/RF		<input type="checkbox"/> <input type="checkbox"/>	<input type="checkbox"/> <input type="checkbox"/>			10.0#	834
SORP	<b>Replacement Arm (Closed Arm)</b> • Includes armcap • Non-contrast C.O.M = 2 yd	SRGCA/LF	<input type="checkbox"/> <input type="checkbox"/> <input type="checkbox"/> <input type="checkbox"/>	<input type="checkbox"/> <input type="checkbox"/>	<input type="checkbox"/> <input type="checkbox"/>	<input type="checkbox"/> <input type="checkbox"/>	<input type="checkbox"/> <input type="checkbox"/>	12.0#	N/A
		SRGCA/RF	<input type="checkbox"/> <input type="checkbox"/> <input type="checkbox"/> <input type="checkbox"/>	<input type="checkbox"/> <input type="checkbox"/>	<input type="checkbox"/> <input type="checkbox"/>	<input type="checkbox"/> <input type="checkbox"/>	<input type="checkbox"/> <input type="checkbox"/>	12.0#	N/A
SORP	<b>Replacement Armcaps</b> • Set of 2	SRGAC		<input type="checkbox"/> <input type="checkbox"/> <input type="checkbox"/>	<input type="checkbox"/> <input type="checkbox"/>			3.0#	\$ 338

A

B

C

D

E

F

## HOW TO ORDER

Indicate the following information on order form:

- Quantity of each item.
- Model number, including options. See "How To Build a Model Number".
- Any special service required.

Note: • The  indicates that a choice is required.

- The absence of the  indicates that no choice is required.
- Alpha-numeric characters in place of  indicate that no other alternatives are available.

## HOW TO BUILD A MODEL NUMBER

**A** Select basic model.

**B** Select non-contrast or fabric contrast 1. Refer to [ki.com/fabrics](http://ki.com/fabrics)

**C** Select wood finish color.\* Refer to the **Product Color Options** page in this price list.  
\*For Kensington Maple add upcharge.

**D** Select arm option.  
**WAC** - Wood armcaps (pair)  
**PAC** - Black poly (pair); add \$167

**E** Select fire code.  
**NFR** - Compliance to TB 117-2013  
**FR** - Compliance to TB 133  
See pricing column for TB133 upcharge.

**F** Select moisture barrier.

**NMB** - No moisture barrier  
**MB** - Moisture barrier

See pricing column for moisture barrier upcharge.



Grade C.O.M.	Grade C	Grade D	Grade E & C.O.L.	Grade F	Grade G	Grade H	Grade I	Grade J	Grade K	Grade L Leather	Grade M Leather	TB133 add to list price	Moisture Barrier add to list price
\$ 862	\$ 878	\$ 904	\$ 935	\$ 956	\$ 997	\$ 1039	\$ 1093	\$ 1196	\$ 1241	\$ 1405	\$ 1613	\$ 61	\$ 41
\$ 914	\$ 927	\$ 948	\$ 971	\$ 988	\$ 1017	\$ 1048	\$ 1088	\$ 1168	\$ 1244	\$ 1325	\$ 1479	\$ 45	\$ 31
												N/A	N/A
												N/A	N/A
\$ 834	\$ 851	\$ 878	\$ 909	\$ 929	\$ 971	\$ 1013	\$ 1065	\$ 1171	\$ 1273	\$ 1378	\$ 1588	\$ 61	\$ 41
834	851	878	909	929	971	1013	1065	1171	1273	1378	1588	61	41
												N/A	N/A

### KENSINGTON MAPLE UPCHARGE

Kensington Maple requires extended leadtimes.

Model	
SRGOA/(RF/LF)	\$50
SRGCA/(RF/LF)	\$10

### INFORMATION

#### C.O.M. Requirements

C.O.M. yardage requirements listed above are based on plain goods 54" wide. If less than 54" wide or fabrics requiring matching (stripes, plaids, prints, large patterns), additional yardage will be needed. Consult C.O.M. matrix on the Ordering C.O.M. and C.O.L. page for additional yardage needed. For C.O.M. fabric sent to KI-High Point on multiple rolls, add an additional yard of fabric per roll to the yardage requirements.

#### C.O.L. Requirements

Figure 18 sq. ft. of leather (C.O.L.) for each yard shown (i.e., 4.75 x 18 = 85.5 sq. ft.).

### Contrasting Upholstery

When contrasting fabric is chosen, price at highest in-grade.

### Moisture Barrier

Moisture barrier is applied underneath the fabric cover as a means of protecting the foam. Not available with TB133

### California TB133 Fire Safety Code

The above seating products can be manufactured using the appropriate flame-retardant materials and fabric selections for compliance to California Technical Bulletin 133. Please contact KI customer service for fabric compliance. Not available with moisture barrier.

### Construction

Models SOG & SPG Frame constructed of kiln-dried lumber and laminated hardwood plywood. Exposed wood components finished with catalyzed varnish (specify finish when ordering). Tight seats constructed with universal 7.5-gauge sinuous wire springs. Tight back sprung with stretch strap webbing stapled into position. Multiple densities of polyurethane foam covered with a layer of .75 super soft foam. Seats, backs and arms are field replaceable. Metal ring base glider utilizes full 51 ball bearing race at all glide points for smooth operation.

### SPECIAL SERVICES

#### Special Carton Marking

With specially marked information N/C

#### Shipping

Ships **assembled unless replacement parts which ship knocked down, FOB High Point, NC 27263, freight prepaid.** Freight class 175

Specifications and prices are subject to change without prior notice.

# Soltice® 1.5

## General Information

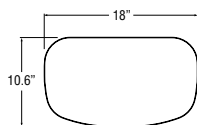


Soltice® 1.5 Recliner

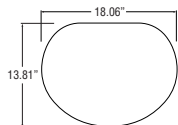
### Dimensions

Overall width	32-1/8"
Overall depth	35"
Overall height	45"
Seat width	24"
Seat depth	20"
Seat height from floor	20"
Arm height at front of arm (highest point)	25-1/2"

### Tablet Arm Options



Top-Mounted Articulating  
Revolving Tablet



Side-Mounted Articulating  
Fold-Down Tablet



Caster - Locked Position

### SPECIFICATIONS

#### Complimentary Furniture

The following lounge collections offer complimentary furniture that creates continuity and a cohesive look throughout a facility. These complimentary pieces can be found in other sections of the KI price list.

**SOLTICE HEALHCARE SEATING** - Soltice Multiple Seating, Soltice Guest Seating, Soltice Lounge Seating, LaResta Day Bed (FDS/SL).

### UPHOLSTERY INFORMATION

#### C.O.M. Fabric

For C.O.M. fabric sent to KI-High Point on multiple rolls, add an additional yard of fabric per roll to the yardage requirement. Multiple rolls have shorter pieces of fabric on them and do not allow nesting and stacking of the fabric to achieve the best yield as is done with one large roll. This results in yardage shortages and requests for additional fabric from the client, which can delay an order. For each roll that is sent, one yard needs to be added to one of the rolls, not separately.

#### Fabric Disclaimer

Fabric will be applied as swatched by the fabric manufacturer. Fabric that is required to be applied differently than is swatched will need a Special Cost Request written specifying the direction the fabric is to be applied. The posted standard lead time will apply to the Special Cost Request.

### FINISH INFORMATION

#### SPECIAL FINISH MATCHES

KI can match special finish requests at an upcharge of \$73 List per item, up to 12 or a maximum charge of \$881 List per order per color. Special finish requests must be sent to your KI customer service representative.

Upon receipt from KI, the finishing department will prepare a "strike-off" which will be sent to the customer for approval.

The approval form accompanying the strike-off should be faxed to your KI customer service representative. Upon receipt of the signed approval form, KI will proceed with the order. Disapproved samples may be sent back to KI directly with an explanation of disapproval. A Special Finish Number (SFN) will be assigned to this finish sample for future reference or reorders.



**INFORMATION**

**Warranty**

Refer to KI Terms & Conditions document  
or visit [ki.com](http://ki.com)

# Soltice® 1.5

Product Color Options

## Wood Finish - Core

Cherry Storm on Beech	BCX
Cinnamon on Beech	BCN
Cocoa on Beech	BCA
Eclipse Black on Beech	BEB
Florence Walnut on Beech	BFC
Kensington Maple on Maple	MMA
Monticello Maple on Beech	BMT
Natural on Beech	BNA
River Cherry on Beech	BRY

**Kensington Maple requires an upcharge.**

## Veneer Wood Finish - Core

Cherry Storm on Beech	BCX2
Cinnamon on Beech	BCN2
Cocoa on Beech	BCA2
Eclipse Black on Beech	BEB2
Kensington Maple on Maple	MMA2
Monticello Maple on Beech	BMT2
Natural on Beech	BNA2
River Cherry on Beech	BRY2

## Surface Finish - Laminate

Biltmore Cherry	LBT
Black	LBK
Brighton Walnut	LBW
Canyon Zephyr	LCA
Castle Oak	LCO
Casual Linen	LCU
Cherry Storm	LCX
Classic Linen	LCI
Cloud Zephyr	LCL
Cocobala	LCC
Coffee Bean	LCB
Crisp Linen	LRI
Desert Zephyr	LDZ
Dove Grey	LDG
Fired Steel	LIL
Flax Linen	LXF
Florence Walnut	LFC
Forged Steel	LOL
Frosty White	LFW
Graphite Nebula	LGN
Grey	LGE
High Rise	LHE
Hollyberry	LHY
Irish Linen	LIH
Island	LID
Italian Silver Ash	LIT
Kensington Maple	LKM
Lapis Blue	LLB
Markerboard White	LMK
Misted Zephyr	LMR
Monticello Maple	LMT
Nickel Evolv	LNV
North Sea	LNA
Ocean	LON
Orange Grove	LOE
Pearl Bisque	LPB
Pearl Silver	LPS
Pressed Linen	LPR
River Cherry	LRY
Rugged Linen	LRG
Satin Stainless	LSS
Shadow Zephyr	LSR
Silicon evolv	LSV
Sterling Ash	LAZ
Tailored Linen	LTL
Titanium evolv	LTV
White Nebula	LWL
White Sand	LWN
Windsor Mahogany	LWY

## Finish Cards

View color swatches for items listed within this document.

[Paints](#)

[Plastics/Poly](#)

[Wood/Veneer](#)

[Laminates](#)

[Molded Edges](#)

[Edge Styles](#)

[Hard Plastics](#)

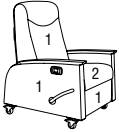
[Glass](#)





# Soltice<sup>®</sup> 1.5

Recliner

MODEL	Features	MODEL NUMBER							
		Basic Model	Non-Contrast or Fabric Contrast 1	Fabric Contrast 2	I.V. Pole	Catheter Attachment	Magazine Pouch	Arm Cap	Wood Finish
 SORL2  <b>Recliner (Closed Arm)</b> • Non-contrast C.O.M = 5.5 yd • 1 = Back and arms (Fabric Contrast 1) C.O.M. = 4.5 yd • 2 = Seat (Fabric Contrast 2) C.O.M. = 1.5 yd ----- • Optional magazine rack (Fabric Contrast 1) C.O.M. = .5 yd	Non-Contrast	SR15/NC	<input type="checkbox"/> <input type="checkbox"/> <input type="checkbox"/> <input type="checkbox"/>		<input type="checkbox"/> <input type="checkbox"/>	<input type="checkbox"/> <input type="checkbox"/>	<input type="checkbox"/> <input type="checkbox"/>	<input type="checkbox"/> <input type="checkbox"/>	<input type="checkbox"/> <input type="checkbox"/>
	Contrast	SR15/FC	<input type="checkbox"/> <input type="checkbox"/> <input type="checkbox"/> <input type="checkbox"/>	<input type="checkbox"/> <input type="checkbox"/>	<input type="checkbox"/> <input type="checkbox"/>	<input type="checkbox"/> <input type="checkbox"/>	<input type="checkbox"/> <input type="checkbox"/>	<input type="checkbox"/> <input type="checkbox"/>	<input type="checkbox"/> <input type="checkbox"/>

A

B

C

D

E

F

G

H

## HOW TO ORDER

Indicate the following information on order form:

- Quantity of each item.
- Model number, including options. See "How To Build a Model Number".
- Any special service required.

Note: • The  indicates that a choice is required.

- The absence of the  indicates that no choice is required.
- Alpha-numeric characters in place of  indicate that no other alternatives are available.

## HOW TO BUILD A MODEL NUMBER

**A** Select basic model.

**B** Select non-contrast or fabric contrast 1.  
Refer to [ki.com/fabrics](http://ki.com/fabrics)

**C** Select fabric contrast 2.  
Refer to [ki.com/fabrics](http://ki.com/fabrics)

**D** Select I.V. pole (facing).  
**NS** - No pole  
**LRFIV** - Left facing rear; add \$336  
**RFFIV** - Right facing front; add \$336  
**RRFIV** - Right facing rear; add \$336

If optional magazine pouch is specified, only Left-facing-rear (LRFIV) or No pole (NS) can be specified.

**E** Select catheter bag attachment hook (facing).

**NCA** - No catheter attachment  
**LRCA** - Left facing rear; add \$56  
**RFCA** - Right facing front; add \$56  
**RRCA** - Right facing rear; add \$56

If optional I.V. pole is specified, catheter attachment can not be specified in the same location.

**F** Select magazine pouch.

**NMR** - No magazine pouch

**RFP** - Right side pouch (requires add'l fabric; matches arm); add \$214  
 Magazine pouch fabric will match arm fabric selection

**G** Select arm option.

**PAC** - Black poly (pair); add \$171  
**WAC** - Wood (standard)

**H** Select wood finish color.\*

Refer to the **Product Color Options** page in this price list.

\*For Kensington Maple add upcharge.



Approx. Packaged Weight	Grade C.O.M.	Grade C	Grade D	Grade E & C.O.L.	Grade F	Grade G	Grade H	Grade I	Grade J	Grade K	Grade L Leather	Grade M Leather
150.0#	\$ 3912	\$ 4154	\$ 4227	\$ 4308	\$ 4360	\$ 4465	\$ 4571	\$ 4700	\$ 4964	\$ 5226	\$ 5490	\$ 6017
150.0#	4002	4244	4316	4398	4449	4554	4660	4792	5054	5319	5580	6108

**KENSINGTON MAPLE UPCHARGE**

Kensington Maple requires extended leadtimes.  
 Model  
 Soltice 1.5 Recliner \$10

**INFORMATION**

Moisture Barrier \$155

**C.O.M. Requirements**

C.O.M. yardage requirements listed above are based on plain goods 54" wide. If less than 54" wide or fabrics requiring matching (stripes, plaids, prints, large patterns), additional yardage will be needed. Consult C.O.M. matrix on the Ordering C.O.M. and C.O.L. page for additional yardage needed. For C.O.M. fabric sent to KI-High Point on multiple rolls, add an additional yard of fabric per roll to the yardage requirements.

**C.O.L. Requirements**

Figure 18 sq. ft. of leather (C.O.L.) for each yard shown (i.e., 4.75 x 18 = 85.5 sq. ft.).

**Contrasting Upholstery**

When contrasting fabric is chosen, price at highest in-grade.

**Minimum Fabric/Leather Quantity**

Minimum order for fabric is 1 yard. Minimum order for leather is 1 hide (approximately 50 sq. ft.).

**Construction**

Wood arms and armcaps (field replaceable) constructed of kiln-dried hardwood. Recliner mechanism constructed of flat and tubular steel bolted to wood arms at 16 locations. Ottoman mechanism constructed of 14-gauge steel mounted to chair frame. Back shell is 1" hardwood plywood (7 ply), glued and stapled. Seat shell is 1" hardwood plywood (7 ply). Cushioning of multiple densities of polyurethane foam. Seat and back are field replaceable. Ottoman is field replaceable. Soft touch ottoman release and push/pull handles.

**SPECIAL SERVICES**
**Special Carton Marking**

With specially marked information N/C

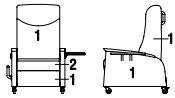
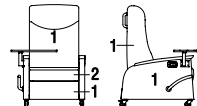
**Shipping**

Ships **assembled, FOB High Point, NC 27263, freight prepaid.** Freight class 250.

Specifications and prices are subject to change without prior notice.

# Soltice® 1.5

Recliner

Features	MODEL NUMBER									
	Basic Model	Non-Contrast or Fabric Contrast 1	Fabric Contrast 2	I.V. Pole	Catheter Attachment	Magazine Pouch	Arm Cap	Wood Finish	Laminate Color	
SORL2 <b>Recliner (w/Laminate Top, Side-Mounted Articulating Fold-Down Tablet) - Non-contrast</b> • Non-contrast C.O.M = 5.5 yd	Right facing	SR15/NC/RFT/LT	<input type="checkbox"/> <input type="checkbox"/> <input type="checkbox"/> <input type="checkbox"/>		<input type="checkbox"/> <input type="checkbox"/>	<input type="checkbox"/> <input type="checkbox"/>	<input type="checkbox"/> <input type="checkbox"/>	<input type="checkbox"/> <input type="checkbox"/>	<input type="checkbox"/> <input type="checkbox"/>	<input type="checkbox"/> <input type="checkbox"/>
 SORL2 <b>Recliner (w/Laminate Top, Side-Mounted Articulating Fold-Down Tablet) - Contrast</b> • 1 = Back, arms and footrest (Fabric Contrast 1) C.O.M. = 4.5 yd • 2 = Seat (Fabric Contrast 2) C.O.M. = 1.75 yd • Optional magazine rack (Fabric Contrast 1) C.O.M. = .5 yd	Right facing	SR15/FC/RFT/LT	<input type="checkbox"/> <input type="checkbox"/> <input type="checkbox"/> <input type="checkbox"/>	<input type="checkbox"/> <input type="checkbox"/>	<input type="checkbox"/> <input type="checkbox"/>	<input type="checkbox"/> <input type="checkbox"/>	<input type="checkbox"/> <input type="checkbox"/>	<input type="checkbox"/> <input type="checkbox"/>	<input type="checkbox"/> <input type="checkbox"/>	
SORL2 <b>Recliner (w/Laminate Top, Top-Mounted Articulating Revolving Tablet) - Non-contrast</b> • Non-contrast C.O.M = 5.5 yd	Left facing	SR15/NC/LFRT/LT	<input type="checkbox"/> <input type="checkbox"/> <input type="checkbox"/> <input type="checkbox"/>		<input type="checkbox"/> <input type="checkbox"/>	<input type="checkbox"/> <input type="checkbox"/>	<input type="checkbox"/> <input type="checkbox"/>	<input type="checkbox"/> <input type="checkbox"/>	<input type="checkbox"/> <input type="checkbox"/>	<input type="checkbox"/> <input type="checkbox"/>
 SORL2 <b>Recliner (w/Laminate Top, Top-Mounted Articulating Revolving Tablet) - Contrast</b> • 1 = Back, arms and footrest (Fabric Contrast 1) C.O.M. = 4.5 yd • 2 = Seat (Fabric Contrast 2) C.O.M. = 1.75 yd • Optional magazine rack (Fabric Contrast 1) C.O.M. = .5 yd	Right facing	SR15/NC/RFRT/LT	<input type="checkbox"/> <input type="checkbox"/> <input type="checkbox"/> <input type="checkbox"/>		<input type="checkbox"/> <input type="checkbox"/>	<input type="checkbox"/> <input type="checkbox"/>	<input type="checkbox"/> <input type="checkbox"/>	<input type="checkbox"/> <input type="checkbox"/>	<input type="checkbox"/> <input type="checkbox"/>	
	Left facing	SR15/FC/LFRT/LT	<input type="checkbox"/> <input type="checkbox"/> <input type="checkbox"/> <input type="checkbox"/>	<input type="checkbox"/> <input type="checkbox"/>	<input type="checkbox"/> <input type="checkbox"/>	<input type="checkbox"/> <input type="checkbox"/>	<input type="checkbox"/> <input type="checkbox"/>	<input type="checkbox"/> <input type="checkbox"/>	<input type="checkbox"/> <input type="checkbox"/>	<input type="checkbox"/> <input type="checkbox"/>
	Right facing	SR15/FC/RFRT/LT	<input type="checkbox"/> <input type="checkbox"/> <input type="checkbox"/> <input type="checkbox"/>	<input type="checkbox"/> <input type="checkbox"/>	<input type="checkbox"/> <input type="checkbox"/>	<input type="checkbox"/> <input type="checkbox"/>	<input type="checkbox"/> <input type="checkbox"/>	<input type="checkbox"/> <input type="checkbox"/>	<input type="checkbox"/> <input type="checkbox"/>	<input type="checkbox"/> <input type="checkbox"/>

**A**      **B**      **C**      **D**      **E**      **F**      **G**      **H**      **I**

## HOW TO ORDER

Indicate the following information on order form:

- Quantity of each item.
- Model number, including options. See "How To Build a Model Number".
- Any special service required.

Note: • The  indicates that a choice is required.

- The absence of the  indicates that no choice is required.
- Alpha-numeric characters in place of  indicate that no other alternatives are available.

## HOW TO BUILD A MODEL NUMBER

**A** Select basic model.

**B** Select non-contrast or fabric contrast 1. Refer to [ki.com/fabrics](http://ki.com/fabrics)

**C** Select fabric contrast 2. Refer to [ki.com/fabrics](http://ki.com/fabrics)

**D** Select I.V. pole (facing).  
**NS** - No pole  
**LRFIV** - Left facing rear; add \$336  
**RFFIV** - Right facing front; add \$336  
**RRFIV** - Right facing rear; add \$336  
 If top articulating table is specified, table, I.V. pole and/or catheter bag attachment must all be specified in unique locations. If optional magazine pouch is specified, only Left-facing-rear (LRFIV) or No pole (NS) can be specified.

Left facing = right-handed when seated  
 Right facing = left-handed when seated

**E** Select catheter bag attachment hook (facing).

- NCA** - No catheter attachment
- LRCA** - Left facing rear; add \$56
- RFCA** - Right facing front; add \$56
- RRCA** - Right facing rear; add \$56

If top articulating table is specified, table, I.V. pole and/or catheter bag attachment must all be specified in unique locations.

**F** Select magazine pouch.

- NMR** - No magazine pouch
- RFP** - Right side pouch (requires add'l fabric; matches arm); add \$214  
 Magazine pouch fabric will match arm fabric selection

**G** Select arm option.

- PAC** - Black poly (pair); add \$171
- WAC** - Wood (standard)

**H** Select wood finish color.\*

Refer to the **Product Color Options** page in this price list.

\*For Kensington Maple add upcharge.

**I** Select laminate color.

Refer to the **Product Color Options** page in this price list.



Approx. Packaged Weight	Grade C.O.M.	Grade C	Grade D	Grade E & C.O.L.	Grade F	Grade G	Grade H	Grade I	Grade J	Grade K	Grade L Leather	Grade M Leather
155.0#	\$ 4362	\$ 4603	\$ 4677	\$ 4757	\$ 4808	\$ 4914	\$ 5019	\$ 5149	\$ 5415	\$ 5676	\$ 5928	\$ 6465
155.0#	\$ 4451	\$ 4694	\$ 4767	\$ 4848	\$ 4900	\$ 5004	\$ 5108	\$ 5251	\$ 5505	\$ 5766	\$ 6030	\$ 6556
155.0#	\$ 4362	\$ 4603	\$ 4677	\$ 4757	\$ 4808	\$ 4914	\$ 5019	\$ 5149	\$ 5415	\$ 5676	\$ 5928	\$ 6465
155.0#	4362	4603	4677	4757	4808	4914	5019	5149	5415	5676	5928	6465
155.0#	\$ 4451	\$ 4694	\$ 4767	\$ 4848	\$ 4900	\$ 5004	\$ 5108	\$ 5251	\$ 5505	\$ 5766	\$ 6030	\$ 6556
155.0#	4451	4694	4767	4848	4900	5004	5108	5251	5505	5766	6030	6556

**KENSINGTON MAPLE UPCHARGE**

Kensington Maple requires extended leadtimes.  
Model  
Soltice 1.5 Recliner \$10

**INFORMATION**

Moisture Barrier \$155

**C.O.M. Requirements**

C.O.M. yardage requirements listed above are based on plain goods 54" wide. If less than 54" wide or fabrics requiring matching (stripes, plaids, prints, large patterns), additional yardage will be needed. Consult C.O.M. matrix on the Ordering C.O.M. and C.O.L. page for additional yardage needed. For C.O.M. fabric sent to KI-High Point on multiple rolls, add an additional yard of fabric per roll to the yardage requirements.

**C.O.L. Requirements**

Figure 18 sq. ft. of leather (C.O.L.) for each yard shown (i.e., 4.75 x 18 = 85.5 sq. ft.).

**Contrasting Upholstery**

When contrasting fabric is chosen, price at highest in-grade.

**Minimum Fabric/Leather Quantity**

Minimum order for fabric is 1 yard. Minimum order for leather is 1 hide (approximately 50 sq. ft.).

**Construction**

Wood arms and armcaps (field replaceable) constructed of kiln-dried hardwood. Recliner mechanism constructed of flat and tubular steel bolted to wood arms at 16 locations. Ottoman mechanism constructed of 14-gauge steel mounted to chair frame. Back shell is 1" hardwood plywood (7 ply), glued and stapled. Seat shell is 1" hardwood plywood (7 ply). Cushioning of multiple densities of polyurethane foam. Seat and back are field replaceable. Ottoman is field replaceable. Soft touch ottoman release and push/pull handles.

**SPECIAL SERVICES**

**Special Carton Marking**

With specially marked information N/C

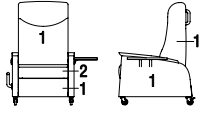
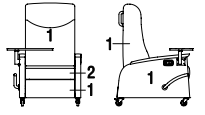
**Shipping**

Ships assembled, FOB High Point, NC 27263, freight prepaid. Freight class 250.

Specifications and prices are subject to change without prior notice.

# Soltice® 1.5

Recliner

Features	MODEL NUMBER										Approx. Packaged Weight
	Basic Model	Non-Contrast or Fabric Contrast 1	Fabric Contrast 2	I.V. Pole	Catheter Attachment	Magazine Pouch	Arm Cap	Wood Finish	Veneer Color		
SORL2 Recliner (w/Veneer Top, Side-Mounted Articulating Fold-Down Tablet) - Non-contrast • Non-contrast C.O.M = 5.5 yd	Right facing	SR15/NC/RFRT/VT	<input type="checkbox"/> <input type="checkbox"/> <input type="checkbox"/> <input type="checkbox"/>		<input type="checkbox"/> <input type="checkbox"/>	<input type="checkbox"/> <input type="checkbox"/>	<input type="checkbox"/> <input type="checkbox"/>	<input type="checkbox"/> <input type="checkbox"/>	<input type="checkbox"/> <input type="checkbox"/>	<input type="checkbox"/> <input type="checkbox"/>	155.0#
 SORL2 Recliner (w/Veneer Top, Side-Mounted Articulating Fold-Down Tablet) - Contrast • 1 = Back, arms and footrest (Fabric Contrast 1) C.O.M. = 4.5 yd • 2 = Seat (Fabric Contrast 2) C.O.M. = 1.75 yd • Optional magazine rack (Fabric Contrast 1) C.O.M. = .5 yd	Right facing	SR15/FC/RFRT/VT	<input type="checkbox"/> <input type="checkbox"/> <input type="checkbox"/> <input type="checkbox"/>	<input type="checkbox"/> <input type="checkbox"/>	<input type="checkbox"/> <input type="checkbox"/>	<input type="checkbox"/> <input type="checkbox"/>	<input type="checkbox"/> <input type="checkbox"/>	<input type="checkbox"/> <input type="checkbox"/>	<input type="checkbox"/> <input type="checkbox"/>	<input type="checkbox"/> <input type="checkbox"/>	155.0#
	Left facing	SR15/NC/LFRT/VT	<input type="checkbox"/> <input type="checkbox"/> <input type="checkbox"/> <input type="checkbox"/>		<input type="checkbox"/> <input type="checkbox"/>	<input type="checkbox"/> <input type="checkbox"/>	<input type="checkbox"/> <input type="checkbox"/>	<input type="checkbox"/> <input type="checkbox"/>	<input type="checkbox"/> <input type="checkbox"/>	<input type="checkbox"/> <input type="checkbox"/>	155.0#
SORL2 Recliner (w/Veneer Top, Top-Mounted Articulating Revolving Tablet) - Non-contrast • Non-contrast C.O.M = 5.5 yd	Right facing	SR15/NC/RFRT/VT	<input type="checkbox"/> <input type="checkbox"/> <input type="checkbox"/> <input type="checkbox"/>		<input type="checkbox"/> <input type="checkbox"/>	<input type="checkbox"/> <input type="checkbox"/>	<input type="checkbox"/> <input type="checkbox"/>	<input type="checkbox"/> <input type="checkbox"/>	<input type="checkbox"/> <input type="checkbox"/>	<input type="checkbox"/> <input type="checkbox"/>	155.0#
	Left facing	SR15/FC/LFRT/VT	<input type="checkbox"/> <input type="checkbox"/> <input type="checkbox"/> <input type="checkbox"/>	<input type="checkbox"/> <input type="checkbox"/>	<input type="checkbox"/> <input type="checkbox"/>	<input type="checkbox"/> <input type="checkbox"/>	<input type="checkbox"/> <input type="checkbox"/>	<input type="checkbox"/> <input type="checkbox"/>	<input type="checkbox"/> <input type="checkbox"/>	<input type="checkbox"/> <input type="checkbox"/>	155.0#
 SORL2 Recliner (w/Veneer Top, Top-Mounted Articulating Revolving Tablet) - Contrast • 1 = Back, arms and footrest (Fabric Contrast 1) C.O.M. = 4.5 yd • 2 = Seat (Fabric Contrast 2) C.O.M. = 1.75 yd • Optional magazine rack (Fabric Contrast 1) C.O.M. = .5 yd	Right facing	SR15/FC/RFRT/VT	<input type="checkbox"/> <input type="checkbox"/> <input type="checkbox"/> <input type="checkbox"/>	<input type="checkbox"/> <input type="checkbox"/>	<input type="checkbox"/> <input type="checkbox"/>	<input type="checkbox"/> <input type="checkbox"/>	<input type="checkbox"/> <input type="checkbox"/>	<input type="checkbox"/> <input type="checkbox"/>	<input type="checkbox"/> <input type="checkbox"/>	<input type="checkbox"/> <input type="checkbox"/>	155.0#

**A** **B** **C** **D** **E** **F** **G** **H** **I**

## HOW TO ORDER

Indicate the following information on order form:

- Quantity of each item.
- Model number, including options. See "How To Build a Model Number".
- Any special service required.

Note: • The  indicates that a choice is required.

- The absence of the  indicates that no choice is required.
- Alpha-numeric characters in place of  indicate that no other alternatives are available.

## HOW TO BUILD A MODEL NUMBER

- A** Select basic model.
- B** Select non-contrast or fabric contrast 1. Refer to [ki.com/fabrics](http://ki.com/fabrics)
- C** Select fabric contrast 2. Refer to [ki.com/fabrics](http://ki.com/fabrics)
- D** Select I.V. pole (facing).
 

<b>NS</b>	- No pole
<b>LRFIV</b>	- Left facing rear; add \$336
<b>RFFIV</b>	- Right facing front; add \$336
<b>RRFIV</b>	- Right facing rear; add \$336

 If top articulating table is specified, table, I.V. pole and/or catheter bag attachment must all be specified in unique locations. If optional magazine pouch is specified, only Left-facing-rear (LRFIV) or No pole (NS) can be specified.

Left facing = right-handed when seated  
Right facing = left-handed when seated

- E** Select catheter bag attachment hook (facing).
 

<b>NCA</b>	- No catheter attachment
<b>LRCA</b>	- Left facing rear; add \$56
<b>RFCA</b>	- Right facing front; add \$56
<b>RRCA</b>	- Right facing rear; add \$56

 If top articulating table is specified, table, I.V. pole and/or catheter bag attachment must all be specified in unique locations.
- F** Select magazine pouch.
 

<b>NMR</b>	- No magazine pouch
<b>RFP</b>	- Right side pouch (requires add'l fabric; matches arm); add \$214

 Magazine pouch fabric will match arm fabric selection
- G** Select arm option.
 

<b>PAC</b>	- Black poly (pair); add \$171
<b>WAC</b>	- Wood (standard)

- I** Select veneer color. Refer to the **Product Color Options** page in this price list.

- H** Select wood finish color.\* Refer to the **Product Color Options** page in this price list.  
\*For Kensington Maple add upcharge.



Grade C.O.M.	Grade C	Grade D	Grade E & C.O.L.	Grade F	Grade G	Grade H	Grade I	Grade J	Grade K	Grade L Leather	Grade M Leather
\$ 4362	\$ 4603	\$ 4677	\$ 4757	\$ 4808	\$ 4914	\$ 5019	\$ 5149	\$ 5415	\$ 5676	\$ 5928	\$ 6465
\$ 4451	\$ 4694	\$ 4767	\$ 4848	\$ 4900	\$ 5004	\$ 5108	\$ 5251	\$ 5505	\$ 5766	\$ 6030	\$ 6556
\$ 4362	\$ 4603	\$ 4677	\$ 4757	\$ 4808	\$ 4914	\$ 5019	\$ 5149	\$ 5415	\$ 5676	\$ 5928	\$ 6465
4362	4603	4677	4757	4808	4914	5019	5149	5415	5676	5928	6465
\$ 4451	\$ 4694	\$ 4767	\$ 4848	\$ 4900	\$ 5004	\$ 5108	\$ 5251	\$ 5505	\$ 5766	\$ 6030	\$ 6556
4451	4694	4767	4848	4900	5004	5108	5251	5505	5766	6030	6556

**KENSINGTON MAPLE UPCHARGE**

Kensington Maple requires extended leadtimes.  
Model  
Soltice 1.5 Recliner \$10

**INFORMATION**

Moisture Barrier \$155

**C.O.M. Requirements**

C.O.M. yardage requirements listed above are based on plain goods 54" wide. If less than 54" wide or fabrics requiring matching (stripes, plaids, prints, large patterns), additional yardage will be needed. Consult C.O.M. matrix on the Ordering C.O.M. and C.O.L. page for additional yardage needed. For C.O.M. fabric sent to KI-High Point on multiple rolls, add an additional yard of fabric per roll to the yardage requirements.

**C.O.L. Requirements**

Figure 18 sq. ft. of leather (C.O.L.) for each yard shown (i.e., 4.75 x 18 = 85.5 sq. ft.).

**Contrasting Upholstery**

When contrasting fabric is chosen, price at highest in-grade.

**Minimum Fabric/Leather Quantity**

Minimum order for fabric is 1 yard. Minimum order for leather is 1 hide (approximately 50 sq. ft).

**Construction**

Wood arms and armcaps (field replaceable) constructed of kiln-dried hardwood. Recliner mechanism constructed of flat and tubular steel bolted to wood arms at 16 locations. Ottoman mechanism constructed of 14-gauge steel mounted to chair frame. Back shell is 1" hardwood plywood (7 ply), glued and stapled. Seat shell is 1" hardwood plywood (7 ply). Cushioning of multiple densities of polyurethane foam. Seat and back are field replaceable. Ottoman is field replaceable. Soft touch ottoman release and push/pull handles.

**SPECIAL SERVICES**

**Special Carton Marking**

With specially marked information N/C

**Shipping**

Ships assembled, FOB High Point, NC 27263, freight prepaid. Freight class 250.

Specifications and prices are subject to change without prior notice.

# Soltice® II

## General Information

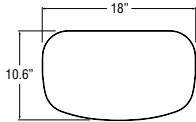


Soltice® II Recliner

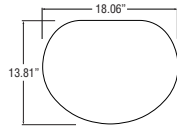
### Dimensions

Overall width	32-1/8"
Overall depth	35"
Overall height	47"
Seat width	24"
Seat depth	20"
Seat height from floor	22"
Seat height from footrest	18-1/2"
Arm height at front of arm (highest point)	27-1/2"

### Tablet Arm Options



**Top-Mounted Articulating  
Revolving Tablet**



**Side-Mounted Articulating  
Fold-Down Tablet**

### SPECIFICATIONS

#### Complimentary Furniture

The following lounge collections offer complimentary furniture that creates continuity and a cohesive look throughout a facility. These complimentary pieces can be found in other sections of the price list.

SOLTICE HEALTHCARE SEATING - Soltice Multiple Seating, Soltice Guest Seating, Soltice Lounge Seating, LaResta Day Bed (FDS/SL)

### UPHOLSTERY INFORMATION

#### C.O.M. Fabric

For C.O.M. fabric sent to KI-High Point on multiple rolls, add an additional yard of fabric per roll to the yardage requirement. Multiple rolls have shorter pieces of fabric on them and do not allow nesting and stacking of the fabric to achieve the best yield as is done with one large roll. This results in yardage shortages and requests for additional fabric from the client, which can hold up the order. For each roll that is sent, one yard needs to be added and needs to be added to one of the rolls, not separately.

#### Fabric Disclaimer

Fabric will be applied as swatched by the fabric manufacturer. Fabric that is required to be applied differently than is swatched will need a Special Cost Request written specifying the direction the fabric is to be applied. The posted standard lead time will apply to the Special Cost Request.

### FINISH INFORMATION

#### SPECIAL FINISH MATCHES

KI can match special finish requests at an upcharge of \$73 List per item, up to 12 or a maximum charge of \$881 List per order per color. Special finish requests must be sent to your KI customer service representative.

Upon receipt from KI, the finishing department will prepare a "strike-off" which will be sent to the customer for approval.

The approval form accompanying the strike-off should be faxed to your KI customer service representative. Upon receipt of the signed approval form, KI will proceed with the order. Disapproved samples may be sent back to KI directly with an explanation of disapproval. A Special Finish Number (SFN) will be assigned to this finish sample for future reference or reorders.





**INFORMATION**

**Warranty**

Refer to KI Terms & Conditions document  
or visit [ki.com](http://ki.com)

# Soltice® II

## Product Color Options

### Wood Finish - Core

Cherry Storm on Beech	BCX
Cinnamon on Beech	BCN
Cocoa on Beech	BCA
Eclipse Black on Beech	BEB
Florence Walnut on Beech	BFC
Kensington Maple on Maple	MMA
Monticello Maple on Beech	BMT
Natural on Beech	BNA
River Cherry on Beech	BRY

**Kensington Maple requires an upcharge.**

### Veneer Wood Finish - Core

Cherry Storm on Beech	BCX2
Cinnamon on Beech	BCN2
Cocoa on Beech	BCA2
Eclipse Black on Beech	BEB2
Kensington Maple on Maple	MMA2
Monticello Maple on Beech	BMT2
Natural on Beech	BNA2
River Cherry on Beech	BRY2

### Surface Finish - Laminate

Biltmore Cherry	LBT
Black	LBK
Brighton Walnut	LBW
Canyon Zephyr	LCA
Castle Oak	LCO
Casual Linen	LCU
Cherry Storm	LCX
Classic Linen	LCI
Cloud Zephyr	LCL
Cocobala	LCC
Coffee Bean	LCB
Crisp Linen	LRI
Desert Zephyr	LDZ
Dove Grey	LDG
Fired Steel	LIL
Flax Linen	LXF
Florence Walnut	LFC
Forged Steel	LOL
Frosty White	LFW
Graphite Nebula	LGN
Grey	LGE
High Rise	LHE
Hollyberry	LHY
Irish Linen	LIH
Island	LID
Italian Silver Ash	LIT
Kensington Maple	LKM
Lapis Blue	LLB
Markerboard White	LMK
Misted Zephyr	LMR
Monticello Maple	LMT
Nickel Evolv	LNV
North Sea	LNA
Ocean	LON
Orange Grove	LOE
Pearl Bisque	LPB
Pearl Silver	LPS
Pressed Linen	LPR
River Cherry	LRY
Rugged Linen	LRG
Satin Stainless	LSS
Shadow Zephyr	LSR
Silicon evolv	LSV
Sterling Ash	LAZ
Tailored Linen	LTL
Titanium evolv	LTV
White Nebula	LWL
White Sand	LWN
Windsor Mahogany	LWY

## Finish Cards

View color swatches for items listed within this document.

**Paints**

**Plastics/Poly**

**Wood/Veneer**

**Laminates**

**Molded Edges**

**Edge Styles**

**Hard Plastics**

**Glass**



# Soltice® II

## Recliner



SORL2

MODEL	Features	MODEL NUMBER							
		Basic Model	Non-Contrast or Fabric Contrast 1	Fabric Contrast 2	I.V. Pole	Catheter Attachment	Magazine Pouch	Arm Cap	Wood Finish
<b>Recliner (Closed Arm)</b> • Non-contrast C.O.M = 5.5 yd • 1 = Back and arms (Fabric Contrast 1) C.O.M. = 4.5 yd • 2 = Seat (Fabric Contrast 2) C.O.M. = 1.5 yd ----- • Optional magazine rack (Fabric Contrast 1) C.O.M. = .5 yd	Non-Contrast	SR11/NC	<input type="checkbox"/> <input type="checkbox"/> <input type="checkbox"/> <input type="checkbox"/>		<input type="checkbox"/> <input type="checkbox"/>	<input type="checkbox"/> <input type="checkbox"/>	<input type="checkbox"/> <input type="checkbox"/>	<input type="checkbox"/> <input type="checkbox"/>	<input type="checkbox"/> <input type="checkbox"/>
	Contrast	SR11/FC	<input type="checkbox"/> <input type="checkbox"/> <input type="checkbox"/> <input type="checkbox"/>	<input type="checkbox"/> <input type="checkbox"/> <input type="checkbox"/> <input type="checkbox"/>	<input type="checkbox"/> <input type="checkbox"/>	<input type="checkbox"/> <input type="checkbox"/>	<input type="checkbox"/> <input type="checkbox"/>	<input type="checkbox"/> <input type="checkbox"/>	<input type="checkbox"/> <input type="checkbox"/>

**A**      **B**      **C**      **D**      **E**      **F**      **G**      **H**

### HOW TO ORDER

Indicate the following information on order form:

- Quantity of each item.
- Model number, including options. See "How To Build a Model Number".
- Any special service required.

Note: • The  indicates that a choice is required.

- The absence of the  indicates that no choice is required.
- Alpha-numeric characters in place of  indicate that no other alternatives are available.

### HOW TO BUILD A MODEL NUMBER

- A** Select basic model.
- B** Select non-contrast or fabric contrast 1.  
Refer to [ki.com/fabrics](http://ki.com/fabrics)
- C** Select fabric contrast 2.  
Refer to [ki.com/fabrics](http://ki.com/fabrics)
- D** Select I.V. pole (facing).  

<b>NS</b>	- No pole
<b>LRFIV</b>	- Left facing rear; add \$336
<b>RFFIV</b>	- Right facing front; add \$336
<b>RRFIV</b>	- Right facing rear; add \$336

 If optional magazine pouch is specified, only Left-facing-rear (LRFIV) or No pole (NS) can be specified.
- E** Select catheter bag attachment hook (facing).  

<b>NCA</b>	- No catheter attachment
<b>LRCA</b>	- Left facing rear; add \$56
<b>RFCA</b>	- Right facing front; add \$56
<b>RRCA</b>	- Right facing rear; add \$56
- F** Select magazine pouch.  

<b>NMR</b>	- No magazine pouch
<b>RFP</b>	- Right side pouch (requires add'l fabric; matches arm); add \$214

 Magazine pouch fabric will match arm fabric selection
- G** Select arm option.  

<b>WAC</b>	- Wood armcaps (pair)
<b>PAC</b>	- Black poly (pair); add \$171
- H** Select wood finish color.\*  
Refer to the **Product Color Options** page in this price list.  
\*For Kensington Maple add upcharge.

If optional I.V. pole is specified, catheter attachment can not be specified in the same location.



Approx. Packaged Weight	Grade C.O.M.	Grade C	Grade D	Grade E & C.O.L.	Grade F	Grade G	Grade H	Grade I	Grade J	Grade K	Grade L Leather	Grade M Leather
155.0#	\$ 4902	\$ 5142	\$ 5215	\$ 5295	\$ 5347	\$ 5453	\$ 5556	\$ 5690	\$ 5953	\$ 6215	\$ 6478	\$ 7004
155.0#	4990	5233	5304	5386	5436	5543	5648	5779	6040	6307	6569	7094

## INFORMATION

Moisture Barrier \$155

### Kensington Maple Upcharge

Kensington Maple requires extended leadtimes.

Model

Soltice II Recliner \$10

### C.O.M. Requirements

C.O.M. yardage requirements listed above are based on plain goods 54" wide. If less than 54" wide or fabrics requiring matching (stripes, plaids, prints, large patterns), additional yardage will be needed. Consult C.O.M. matrix on the Ordering C.O.M. and C.O.L. page for additional yardage needed. For C.O.M. fabric sent to KI-High Point on multiple rolls, add an additional yard of fabric per roll to the yardage requirements.

### C.O.L. Requirements

Figure 18 sq. ft. of leather (C.O.L.) for each yard shown (i.e., 4.75 x 18 = 85.5 sq. ft.).

### Contrasting Upholstery

When contrasting fabric is chosen, price at highest in-grade.

### Minimum Fabric/Leather Quantity

Minimum order for fabric is 1 yard. Minimum order for leather is 1 hide (approximately 50 sq. ft.).

## Construction

Wood arms and armcaps (field replaceable) constructed of kiln-dried hardwood. Recliner mechanism constructed of flat and tubular steel bolted to wood arms at 16 locations. Ottoman mechanism constructed of 14-gauge steel mounted to chair frame. Back shell is 1" hardwood plywood (7 ply), glued and stapled. Seat shell is 1" hardwood plywood (7 ply). Cushioning of multiple densities of polyurethane foam. Seat and back are field replaceable. Ottoman is field replaceable. Soft touch ottoman release and push/pull handles. 5" sealed casters engaged with a foot-actuated central locking/braking caster system.

## SPECIAL SERVICES

### Special Carton Marking

With specially marked information N/C

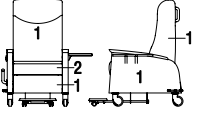
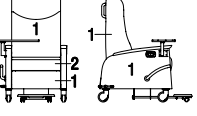
### Shipping

Ships **assembled, FOB High Point, NC 27263, freight prepaid.** Freight class 250.

Specifications and prices are subject to change without prior notice.

# Soltice® II

Recliner

Features	MODEL NUMBER										Approx. Packaged Weight
	Basic Model	Non-Contrast or Fabric Contrast 1	Fabric Contrast 2	I.V. Pole	Catheter Attachment	Magazine Pouch	Arm Cap	Wood Finish	Laminate Color		
SORL2 <b>Recliner (w/Laminate Top, Side-Mounted Articulating Fold-Down Tablet) - Non-contrast</b> • Non-contrast C.O.M = 5.5 yd	Right facing	SR11/NC/RFRT/LT	<input type="checkbox"/> <input type="checkbox"/> <input type="checkbox"/> <input type="checkbox"/>		<input type="checkbox"/> <input type="checkbox"/> <input type="checkbox"/>	<input type="checkbox"/> <input type="checkbox"/> <input type="checkbox"/>	<input type="checkbox"/> <input type="checkbox"/> <input type="checkbox"/>	<input type="checkbox"/> <input type="checkbox"/> <input type="checkbox"/>	<input type="checkbox"/> <input type="checkbox"/> <input type="checkbox"/>	<input type="checkbox"/> <input type="checkbox"/> <input type="checkbox"/>	155.0#
 SORL2 <b>Recliner (w/Laminate Top, Side-Mounted Articulating Fold-Down Tablet) - Contrast</b> • 1 = Back, arms and footrest (Fabric Contrast 1) C.O.M. = 4.5 yd • 2 = Seat (Fabric Contrast 2) C.O.M. = 1.75 yd • Optional magazine rack (Fabric Contrast 1) C.O.M. = .5 yd	Right facing	SR11/FC/RFRT/LT	<input type="checkbox"/> <input type="checkbox"/> <input type="checkbox"/> <input type="checkbox"/>	<input type="checkbox"/> <input type="checkbox"/> <input type="checkbox"/> <input type="checkbox"/>	<input type="checkbox"/> <input type="checkbox"/> <input type="checkbox"/>	<input type="checkbox"/> <input type="checkbox"/> <input type="checkbox"/>	<input type="checkbox"/> <input type="checkbox"/> <input type="checkbox"/>	<input type="checkbox"/> <input type="checkbox"/> <input type="checkbox"/>	<input type="checkbox"/> <input type="checkbox"/> <input type="checkbox"/>	155.0#	
SORL2 <b>Recliner (w/Laminate Top, Top-Mounted Articulating Revolving Tablet) - Non-contrast</b> • Non-contrast C.O.M = 5.5 yd	Left facing	SR11/NC/LFRT/LT	<input type="checkbox"/> <input type="checkbox"/> <input type="checkbox"/> <input type="checkbox"/>		<input type="checkbox"/> <input type="checkbox"/> <input type="checkbox"/>	<input type="checkbox"/> <input type="checkbox"/> <input type="checkbox"/>	<input type="checkbox"/> <input type="checkbox"/> <input type="checkbox"/>	<input type="checkbox"/> <input type="checkbox"/> <input type="checkbox"/>	<input type="checkbox"/> <input type="checkbox"/> <input type="checkbox"/>	<input type="checkbox"/> <input type="checkbox"/> <input type="checkbox"/>	155.0#
	Right facing	SR11/NC/RFRT/LT	<input type="checkbox"/> <input type="checkbox"/> <input type="checkbox"/> <input type="checkbox"/>		<input type="checkbox"/> <input type="checkbox"/> <input type="checkbox"/>	<input type="checkbox"/> <input type="checkbox"/> <input type="checkbox"/>	<input type="checkbox"/> <input type="checkbox"/> <input type="checkbox"/>	<input type="checkbox"/> <input type="checkbox"/> <input type="checkbox"/>	<input type="checkbox"/> <input type="checkbox"/> <input type="checkbox"/>	<input type="checkbox"/> <input type="checkbox"/> <input type="checkbox"/>	155.0#
 SORL2 <b>Recliner (w/Laminate Top, Top-Mounted Articulating Revolving Tablet) - Contrast</b> • 1 = Back, arms and footrest (Fabric Contrast 1) C.O.M. = 4.5 yd • 2 = Seat (Fabric Contrast 2) C.O.M. = 1.75 yd • Optional magazine rack (Fabric Contrast 1) C.O.M. = .5 yd	Left facing	SR11/FC/LFRT/LT	<input type="checkbox"/> <input type="checkbox"/> <input type="checkbox"/> <input type="checkbox"/>	<input type="checkbox"/> <input type="checkbox"/> <input type="checkbox"/> <input type="checkbox"/>	<input type="checkbox"/> <input type="checkbox"/> <input type="checkbox"/>	<input type="checkbox"/> <input type="checkbox"/> <input type="checkbox"/>	<input type="checkbox"/> <input type="checkbox"/> <input type="checkbox"/>	<input type="checkbox"/> <input type="checkbox"/> <input type="checkbox"/>	<input type="checkbox"/> <input type="checkbox"/> <input type="checkbox"/>	155.0#	
	Right facing	SR11/FC/RFRT/LT	<input type="checkbox"/> <input type="checkbox"/> <input type="checkbox"/> <input type="checkbox"/>	<input type="checkbox"/> <input type="checkbox"/> <input type="checkbox"/> <input type="checkbox"/>	<input type="checkbox"/> <input type="checkbox"/> <input type="checkbox"/>	<input type="checkbox"/> <input type="checkbox"/> <input type="checkbox"/>	<input type="checkbox"/> <input type="checkbox"/> <input type="checkbox"/>	<input type="checkbox"/> <input type="checkbox"/> <input type="checkbox"/>	<input type="checkbox"/> <input type="checkbox"/> <input type="checkbox"/>	<input type="checkbox"/> <input type="checkbox"/> <input type="checkbox"/>	155.0#

**A**      **B**      **C**      **D**      **E**      **F**      **G**      **H**      **I**

## HOW TO ORDER

Indicate the following information on order form:

- Quantity of each item.
- Model number, including options. See "How To Build a Model Number".
- Any special service required.

Note: • The  indicates that a choice is required.

- The absence of the  indicates that no choice is required.
- Alpha-numeric characters in place of  indicate that no other alternatives are available.

## HOW TO BUILD A MODEL NUMBER

- A** Select basic model.
- B** Select non-contrast or fabric contrast 1. Refer to [ki.com/fabrics](http://ki.com/fabrics)
- C** Select fabric contrast 2. Refer to [ki.com/fabrics](http://ki.com/fabrics)
- D** Select I.V. pole (facing).
 

<b>NS</b>	- No pole
<b>LRFIV</b>	- Left facing rear; add \$336
<b>RFFIV</b>	- Right facing front; add \$336
<b>RRFIV</b>	- Right facing rear; add \$336

 If top articulating table is specified, table, I.V. pole and/or catheter bag attachment must all be specified in unique locations. If optional magazine pouch is specified, only Left-facing-rear (LRFIV) or No pole (NS) can be specified.

Left facing = right-handed when seated  
Right facing = left-handed when seated

**E** Select catheter bag attachment hook (facing).

- |             |                                |
|-------------|--------------------------------|
| <b>NCA</b>  | - No catheter attachment       |
| <b>LRCA</b> | - Left facing rear; add \$56   |
| <b>RFCA</b> | - Right facing front; add \$56 |
| <b>RRCA</b> | - Right facing rear; add \$56  |

If top articulating table is specified, table, I.V. pole and/or catheter bag attachment must all be specified in unique locations.

**F** Select magazine pouch.

- |            |  |
|------------|--|
| <b>NMR</b> | - No magazine pouch  |
| <b>RFP</b> | - Right side pouch (requires add'l fabric; matches arm); add \$214 |
- Magazine pouch fabric will match arm fabric selection

**G** Select arm option.

- |            |                                |
|------------|--------------------------------|
| <b>WAC</b> | - Wood armcaps (pair)          |
| <b>PAC</b> | - Black poly (pair); add \$171 |

**H** Select wood finish color.\*

Refer to the **Product Color Options** page in this price list.

\*For Kensington Maple add upcharge.

**I** Select laminate color.

Refer to the **Product Color Options** page in this price list.



Grade C.O.M.	Grade C	Grade D	Grade E & C.O.L.	Grade F	Grade G	Grade H	Grade I	Grade J	Grade K	Grade L Leather	Grade M Leather
\$ 5349	\$ 5592	\$ 5663	\$ 5744	\$ 5794	\$ 5902	\$ 6007	\$ 6139	\$ 6400	\$ 6664	\$ 6926	\$ 7454
\$ 5438	\$ 5680	\$ 5755	\$ 5835	\$ 5885	\$ 5991	\$ 6095	\$ 6229	\$ 6492	\$ 6756	\$ 7017	\$ 7543
\$ 5349	\$ 5592	\$ 5663	\$ 5744	\$ 5794	\$ 5902	\$ 6007	\$ 6139	\$ 6400	\$ 6664	\$ 6926	\$ 7454
5349	5592	5663	5744	5794	5902	6007	6139	6400	6664	6926	7454
\$ 5438	\$ 5680	\$ 5755	\$ 5835	\$ 5885	\$ 5991	\$ 6095	\$ 6229	\$ 6492	\$ 6756	\$ 7017	\$ 7543
5438	5680	5755	5835	5885	5991	6095	6229	6492	6756	7017	7543

**INFORMATION**

Moisture Barrier \$155

**Kensington Maple Upcharge**

Kensington Maple requires extended leadtimes.

Model  
Soltice II Recliner \$10

**C.O.M. Requirements**

C.O.M. yardage requirements listed above are based on plain goods 54" wide. If less than 54" wide or fabrics requiring matching (stripes, plaids, prints, large patterns), additional yardage will be needed. Consult C.O.M. matrix on the Ordering C.O.M. and C.O.L. page for additional yardage needed. For C.O.M. fabric sent to KI-High Point on multiple rolls, add an additional yard of fabric per roll to the yardage requirements.

**C.O.L. Requirements**

Figure 18 sq. ft. of leather (C.O.L.) for each yard shown (i.e., 4.75 x 18 = 85.5 sq. ft.).

**Contrasting Upholstery**

When contrasting fabric is chosen, price at highest in-grade.

**Minimum Fabric/Leather Quantity**

Minimum order for fabric is 1 yard. Minimum order for leather is 1 hide (approximately 50 sq. ft.).

**Construction**

Wood arms and armcaps (field replaceable) constructed of kiln-dried hardwood. Recliner mechanism constructed of flat and tubular steel bolted to wood arms at 16 locations. Ottoman mechanism constructed of 14-gauge steel mounted to chair frame. Back shell is 1" hardwood plywood (7 ply), glued and stapled. Seat shell is 1" hardwood plywood (7 ply). Cushioning of multiple densities of polyurethane foam. Seat and back are field replaceable. Ottoman is field replaceable. Soft touch ottoman release and push/pull handles. 5" sealed casters engaged with a foot-actuated central locking/braking caster system.

**SPECIAL SERVICES**

**Special Carton Marking**

With specially marked information N/C

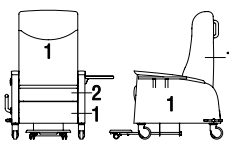
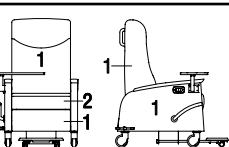
**Shipping**

Ships assembled, FOB High Point, NC 27263, freight prepaid. Freight class 250.

Specifications and prices are subject to change without prior notice.

# Soltice® II

Recliner

			MODEL NUMBER								
Features	COM	Basic Model	Non-Contrast or Fabric Contrast 1	Fabric Contrast 2	I.V. Pole	Catheter Attachment	Magazine Pouch	Arm Cap	Wood Finish	Veneer Color	
SORL2 <b>Recliner (w/Veneer Top, Side-Mounted Articulating Fold-Down Tablet) - Non-contrast</b>	Right facing 5.5 yd	SR11/NC/RFT/VT	<input type="checkbox"/> <input type="checkbox"/> <input type="checkbox"/> <input type="checkbox"/>		<input type="checkbox"/> <input type="checkbox"/>	<input type="checkbox"/> <input type="checkbox"/>	<input type="checkbox"/> <input type="checkbox"/>	<input type="checkbox"/> <input type="checkbox"/>	<input type="checkbox"/> <input type="checkbox"/>	<input type="checkbox"/> <input type="checkbox"/>	
	Right facing	SR11/FC/RFT/VT	<input type="checkbox"/> <input type="checkbox"/> <input type="checkbox"/> <input type="checkbox"/>	<input type="checkbox"/> <input type="checkbox"/> <input type="checkbox"/> <input type="checkbox"/>	<input type="checkbox"/> <input type="checkbox"/>	<input type="checkbox"/> <input type="checkbox"/>	<input type="checkbox"/> <input type="checkbox"/>	<input type="checkbox"/> <input type="checkbox"/>	<input type="checkbox"/> <input type="checkbox"/>	<input type="checkbox"/> <input type="checkbox"/>	
SORL2 <b>Recliner (w/Veneer Top, Side-Mounted Articulating Fold-Down Tablet) - Contrast</b>											
<ul style="list-style-type: none"> <li>• 1 = Back, arms and footrest (Fabric Contrast 1) C.O.M. = 4.5 yd</li> <li>• 2 = Seat (Fabric Contrast 2) C.O.M. = 1.75 yd</li> </ul> <hr/> <ul style="list-style-type: none"> <li>• Optional magazine rack (Fabric Contrast 1) C.O.M. = .5 yd</li> </ul>											
SORL2 <b>Recliner (w/Veneer Top, Top-Mounted Articulating Revolving Tablet) - Non-contrast</b>	Left facing 5.5 yd Right facing 5.5 yd	SR11/NC/LFRT/VT SR11/NC/RFRT/VT	<input type="checkbox"/> <input type="checkbox"/> <input type="checkbox"/> <input type="checkbox"/> <input type="checkbox"/> <input type="checkbox"/> <input type="checkbox"/> <input type="checkbox"/>		<input type="checkbox"/> <input type="checkbox"/> <input type="checkbox"/> <input type="checkbox"/>	<input type="checkbox"/> <input type="checkbox"/> <input type="checkbox"/> <input type="checkbox"/>	<input type="checkbox"/> <input type="checkbox"/> <input type="checkbox"/> <input type="checkbox"/>	<input type="checkbox"/> <input type="checkbox"/> <input type="checkbox"/> <input type="checkbox"/>	<input type="checkbox"/> <input type="checkbox"/> <input type="checkbox"/> <input type="checkbox"/>	<input type="checkbox"/> <input type="checkbox"/> <input type="checkbox"/> <input type="checkbox"/>	<input type="checkbox"/> <input type="checkbox"/> <input type="checkbox"/> <input type="checkbox"/>
	Left facing Right facing	SR11/FC/LFRT/VT SR11/FC/RFRT/VT	<input type="checkbox"/> <input type="checkbox"/> <input type="checkbox"/> <input type="checkbox"/> <input type="checkbox"/> <input type="checkbox"/> <input type="checkbox"/> <input type="checkbox"/>	<input type="checkbox"/> <input type="checkbox"/> <input type="checkbox"/> <input type="checkbox"/> <input type="checkbox"/> <input type="checkbox"/> <input type="checkbox"/> <input type="checkbox"/>	<input type="checkbox"/> <input type="checkbox"/> <input type="checkbox"/> <input type="checkbox"/>	<input type="checkbox"/> <input type="checkbox"/> <input type="checkbox"/> <input type="checkbox"/>	<input type="checkbox"/> <input type="checkbox"/> <input type="checkbox"/> <input type="checkbox"/>	<input type="checkbox"/> <input type="checkbox"/> <input type="checkbox"/> <input type="checkbox"/>	<input type="checkbox"/> <input type="checkbox"/> <input type="checkbox"/> <input type="checkbox"/>	<input type="checkbox"/> <input type="checkbox"/> <input type="checkbox"/> <input type="checkbox"/>	
SORL2 <b>Recliner (w/Veneer Top, Top-Mounted Articulating Revolving Tablet) - Contrast</b>											
<ul style="list-style-type: none"> <li>• 1 = Back, arms and footrest (Fabric Contrast 1) C.O.M. = 4.5 yd</li> <li>• 2 = Seat (Fabric Contrast 2) C.O.M. = 1.75 yd</li> </ul> <hr/> <ul style="list-style-type: none"> <li>• Optional magazine rack (Fabric Contrast 1) C.O.M. = .5 yd</li> </ul>											
			<b>A</b>	<b>B</b>	<b>C</b>	<b>D</b>	<b>E</b>	<b>F</b>	<b>G</b>	<b>H</b>	<b>I</b>

## HOW TO ORDER

Indicate the following information on order form:

- Quantity of each item.
- Model number, including options. See "How To Build a Model Number".
- Any special service required.

Note: • The  indicates that a choice is required.

- The absence of the  indicates that no choice is required.
- Alpha-numeric characters in place of  indicate that no other alternatives are available.

## HOW TO BUILD A MODEL NUMBER

**A** Select basic model.

**B** Select non-contrast or fabric contrast 1. Refer to [ki.com/fabrics](http://ki.com/fabrics)

**C** Select fabric contrast 2. Refer to [ki.com/fabrics](http://ki.com/fabrics)

**D** Select I.V. pole (facing).  
**NS** - No pole  
**LRFIV** - Left facing rear; add \$336  
**RFFIV** - Right facing front; add \$336  
**RRFIV** - Right facing rear; add \$336

If top articulating table is specified, table, I.V. pole and/or catheter bag attachment must all be specified in unique locations. If optional magazine pouch is specified, only Left-facing-rear (LRFIV) or No pole (NS) can be specified.

Left facing = right-handed when seated  
 Right facing = left-handed when seated

**E** Select catheter bag attachment hook (facing).

- NCA** - No catheter attachment
- LRCA** - Left facing rear; add \$56
- RFCA** - Right facing front; add \$56
- RRCA** - Right facing rear; add \$56

If top articulating table is specified, table, I.V. pole and/or catheter bag attachment must all be specified in unique locations.

**F** Select magazine pouch.

- NMR** - No magazine pouch
  - RFP** - Right side pouch (requires add'l fabric; matches arm); add \$214
- Magazine pouch fabric will match arm fabric selection

**G** Select arm option.

- WAC** - Wood armcaps (pair)
- PAC** - Black poly (pair); add \$171

**H** Select wood finish color.\*

Refer to the **Product Color Options** page in this price list.

\*For Kensington Maple add upcharge.

**I** Select veneer color.

Refer to the **Product Color Options** page in this price list.





Approx. Packaged Weight	Grade C.O.M.	Grade C	Grade D	Grade E & C.O.L.	Grade F	Grade G	Grade H	Grade I	Grade J	Grade K	Grade L Leather	Grade M Leather
155.0#	\$ 5349	\$ 5592	\$ 5663	\$ 5744	\$ 5794	\$ 5902	\$ 6007	\$ 6139	\$ 6400	\$ 6664	\$ 6926	\$ 7454
155.0#	\$ 5438	\$ 5680	\$ 5755	\$ 5835	\$ 5885	\$ 5991	\$ 6095	\$ 6229	\$ 6492	\$ 6756	\$ 7017	\$ 7543
155.0#	\$ 5349	\$ 5592	\$ 5663	\$ 5744	\$ 5794	\$ 5902	\$ 6007	\$ 6139	\$ 6400	\$ 6664	\$ 6926	\$ 7454
155.0#	5349	5592	5663	5744	5794	5902	6007	6139	6400	6664	6926	7454
155.0#	\$ 5438	\$ 5680	\$ 5755	\$ 5835	\$ 5885	\$ 5991	\$ 6095	\$ 6229	\$ 6492	\$ 6756	\$ 7017	\$ 7543
155.0#	5438	5680	5755	5835	5885	5991	6095	6229	6492	6756	7017	7543

**INFORMATION**

Moisture Barrier \$155

**Kensington Maple Upcharge**

Kensington Maple requires extended leadtimes.

Model

Soltice II Recliner \$10

**C.O.M. Requirements**

C.O.M. yardage requirements listed above are based on plain goods 54" wide. If less than 54" wide or fabrics requiring matching (stripes, plaids, prints, large patterns), additional yardage will be needed. Consult C.O.M. matrix on the Ordering C.O.M. and C.O.L. page for additional yardage needed. For C.O.M. fabric sent to KI-High Point on multiple rolls, add an additional yard of fabric per roll to the yardage requirements.

**C.O.L. Requirements**

Figure 18 sq. ft. of leather (C.O.L.) for each yard shown (i.e., 4.75 x 18 = 85.5 sq. ft.).

**Contrasting Upholstery**

When contrasting fabric is chosen, price at highest in-grade.

**Minimum Fabric/Leather Quantity**

Minimum order for fabric is 1 yard. Minimum order for leather is 1 hide (approximately 50 sq. ft.).

**Construction**

Wood arms and armcaps (field replaceable) constructed of kiln-dried hardwood. Recliner mechanism constructed of flat and tubular steel bolted to wood arms at 16 locations. Ottoman mechanism constructed of 14-gauge steel mounted to chair frame. Back shell is 1" hardwood plywood (7 ply), glued and stapled. Seat shell is 1" hardwood plywood (7 ply). Cushioning of multiple densities of polyurethane foam. Seat and back are field replaceable. Ottoman is field replaceable. Soft touch ottoman release and push/pull handles. 5" sealed casters engaged with a foot-actuated central locking/braking caster system.

**SPECIAL SERVICES**

**Special Carton Marking**

With specially marked information N/C

**Shipping**

Ships assembled, FOB High Point, NC 27263, freight prepaid. Freight class 250.

Specifications and prices are subject to change without prior notice.

# Soltice® 1.5 and Soltice® II

## Recliner Replacement Parts

	MODEL	COM	MODEL NUMBER					Approx. Packaged Weight	Delivered Pricing
			Basic Model	Non-Contrast or Fabric Contrast 1	Arm Cap	Wood Finish	Moisture Barrier		
SORP2	Replacement Back	2 yd	SRR2BK	□□□□			□□□	40.0#	N/A
SORP2	Replacement Seat	1 yd	SRR2ST	□□□□			□□□	5.0#	N/A
SORP2	Replacement Armcaps • Set of 2		SRR2AC		□□□	□□□		10.0#	\$ 623
SORP2	Replacement Ottoman	.5 yd	SRR2FT	□□□□			□□□	5.0#	N/A

A
B
C
D
E

### HOW TO ORDER

Indicate the following information on order form:

- Quantity of each item.
- Model number, including options. See "How To Build a Model Number".
- Any special service required.

Note: • The □ indicates that a choice is required.

- The absence of the □ indicates that no choice is required.
- Alpha-numeric characters in place of □ indicate that no other alternatives are available.

### HOW TO BUILD A MODEL NUMBER

- A** Select basic model.
- B** Select non-contrast or fabric contrast 1. Refer to [ki.com/fabrics](http://ki.com/fabrics)
- C** Select arm option.  
**WAC** - Wood armcaps (pair)  
**PAC** - Black poly (pair); add \$171
- D** Select wood finish color. Refer to the **Product Color Options** page in this price list.
- E** Select moisture barrier.  
**NMB** - No moisture barrier  
**MB** - Moisture barrier  
 See pricing column for moisture barrier upcharge.



# Soltice<sup>®</sup> 1.5 and Soltice<sup>®</sup> II

Recliner Replacement Parts

Grade C.O.M.	Grade C	Grade D	Grade E & C.O.L.	Grade F	Grade G	Grade H	Grade I	Grade J	Grade K	Grade L Leather	Grade M Leather	Moisture Barrier add to list price
\$ 1005	\$ 1095	\$ 1118	\$ 1147	\$ 1168	\$ 1206	\$ 1243	\$ 1292	\$ 1388	\$ 1481	\$ 1578	\$ 1771	\$ 103
\$ 365	\$ 411	\$ 421	\$ 438	\$ 447	\$ 466	\$ 486	\$ 510	\$ 556	\$ 604	\$ 653	\$ 747	\$ 40
N/A												
\$ 371	\$ 395	\$ 401	\$ 409	\$ 412	\$ 421	\$ 432	\$ 444	\$ 468	\$ 492	\$ 515	\$ 563	\$ 40

#### KENSINGTON MAPLE UPCHARGE

Kensington Maple requires extended leadtimes.  
Model  
Soltice II Recliner \$10

#### INFORMATION

##### C.O.M. Requirements

C.O.M. yardage requirements listed above are based on plain goods 54" wide. If less than 54" wide or fabrics requiring matching (stripes, plaids, prints, large patterns), additional yardage will be needed. Consult C.O.M. matrix on the Ordering C.O.M. and C.O.L. page for additional yardage needed. For C.O.M. fabric sent to KI-High Point on multiple rolls, add an additional yard of fabric per roll to the yardage requirements.

##### C.O.L. Requirements

Figure 18 sq. ft. of leather (C.O.L.) for each yard shown (i.e., 4.75 x 18 = 85.5 sq. ft.).

##### Contrasting Upholstery

When contrasting fabric is chosen, price at highest in-grade.

#### SPECIAL SERVICES

##### Special Carton Marking

With specially marked information N/C

##### Shipping

Ships **assembled, FOB High Point, NC 27263, freight prepaid.** Freight class 150.

Specifications and prices are subject to change without prior notice.

## Index

Model No.	Description	Page	Model No.	Description	Page
BIB/NC	Built-In: Built-In, Basic (Laminated Sides)	12		with Mesh Seat and Trim	66
BID/NC	Built-In: Built-In, Laminated Drawers and Sides	12	RSL05	Sled Base Chair: Removable Padded Seat and Back Upholstery with Trim	66
BIP/NC	Built-In: Built-In, Laminated Front Panel and Sides	12			
FNS/NC	Modern: Modern, No Storage	18	RVL00	4-Leg Metal Chair: Mesh Seat and Back with Trim	68
FS1/LFS/NC	Modern: Modern, Storage Left Side	18	RVL04	4-Leg Metal Chair: Removable Padded Upholstery	
FS1/RFS/NC	Modern: Modern, Storage Right Side	18		Back with Mesh Seat and Trim	68
FSB/AF/NC	Freestanding: Freestanding, Basic	14	RVL05	4-Leg Metal Chair: Removable Padded Seat and Back Upholstery with Trim	68
FSD/AF/NC	Freestanding: Freestanding, Laminated Drawers	16			
FSP/AF/NC	Freestanding: Freestanding, Laminated Front Panel	14	SLS/NC	Sleeper: Lounge Sleeper - No Arm	76
FSS/NC	Modern: Modern, Storage Both Sides	18	SLSC	Sleeper: Lounge Sleeper Replacement Seat & Back Cushions	76
PG/NC	Glider: Glider (Closed Arm)	48	SLSP/NC	Sleeper: Lounge Sleeper - Closed Arm	76
PGC/NC	Glider: Replacement Cover Set	48	SLSS/DS/NC	Sleeper: Loveseat Sleeper (Armless) - DS (Open, Both Sides Facing)	80
PLS/NC	Sleeper: Lounge Sleeper	24			
PLSC	Sleeper: Lounge Sleeper Replacement Seat & Back Cushions	24	SLSS/LFS/NC	Sleeper: Loveseat Sleeper (Armless) - LFS (Open, Left Side Facing)	78
PLSS/DS/NC	Sleeper: Loveseat Sleeper - DS (Open, Both Sides Facing)	28			
PLSS/LFS/NC	Sleeper: Loveseat Sleeper - LFS (Open, Left Side Facing)	26	SLSS/RFS/NC	Sleeper: Loveseat Sleeper (Armless) - RFS (Open, Right Side Facing)	78
PLSS/RFS/NC	Sleeper: Loveseat Sleeper - RFS (Open, Right Side Facing)	26			
PLSSC/DS	Sleeper Replacement Parts: Loveseat Sleeper Replacement Seat & Back Cushions - DS	30	SLSSC/DS	Sleeper Replacement Parts: Loveseat Sleeper Replacement Seat & Back Cushions - DS	86
PLSSC/LFS	Sleeper Replacement Parts: Loveseat Sleeper Replacement Seat & Back Cushions - LFS	30	SLSSC/LFS	Sleeper Replacement Parts: Loveseat Sleeper Replacement Seat & Back Cushions - LFS	86
PLSSC/RFS	Sleeper Replacement Parts: Loveseat Sleeper Replacement Seat & Back Cushions - RFS	30	SLSSC/RFS	Sleeper Replacement Parts: Loveseat Sleeper Replacement Seat & Back Cushions - RFS	86
POCL/NC	Bariatric: Bariatric Chair (Open Arm)	46	SLSSP/DS/NC	Sleeper: Loveseat Sleeper (Closed Arm) - DS (Open, Both Sides Facing)	84
POP/NC	Patient Chair: Patient Chair (Open Arm)	40			
POPC/NC	Patient Chair Replacement Parts: Patient Chair Replacement Back and Seat Cover Set (Open Arm)	44	SLSSP/LFS/NC	Sleeper: Loveseat Sleeper (Closed Arm) - LFS (Open, Left Side Facing)	82
POT	Patient Chair: Ottoman	40	SLSSP/RFS/NC	Sleeper: Loveseat Sleeper (Closed Arm) - RFS (Open, Right Side Facing)	82
POX/NC	Patient Chair: Motion Patient Chair (Open Arm)	42	SOCL/NC	Bariatric: Bariatric Chair (Open Arm)	100
POXC/NC	Patient Chair Replacement Parts: Motion Patient Chair Replacement Back and Seat Cover Set (Open Arm)	44	SOG/NC	Glider: Glider (Open Arm)	104
PPP/NC	Patient Chair: Patient Chair (Closed Arm)	40	SOP/NC	Patient Chair: Patient Chair (Open Arm)	96
PPPC/NC	Patient Chair Replacement Parts: Patient Chair Replacement Back and Seat Cover Set (Closed Arm)	44	SPCL/NC	Bariatric: Bariatric Chair (Closed Arm)	100
PPX/NC	Patient Chair: Motion Patient Chair (Closed Arm)	42	SPG/NC	Glider: Glider (Closed Arm)	104
PPXC/NC	Patient Chair Replacement Parts: Motion Patient Chair Replacement Back and Seat Cover Set (Closed Arm)	44	SPP/NC	Patient Chair: Patient Chair (Closed Arm)	96
PR/FC/LFT/LT	Recliner: Recliner (w/ Laminated Side Articulating Tablet) - Contrast	34	SPX/NC	Patient Chair: Motion Patient Chair (Closed Arm)	96
PR/FC/LFT/VT	Recliner: Recliner (w/ Veneer Side Articulating Tablet) - Contrast	36	SR/FC/LFRT/LT	Recliner: Recliner (w/Laminated Top, Top-Mounted Articulating Revolving Tablet) - Contrast	90
PR/NC	Recliner: Recliner	32	SR/FC/LFRT/VT	Recliner: Recliner (w/Veneer Top, Top-Mounted Articulating Revolving Tablet) - Contrast	92
PR/NC/LFT/LT	Recliner: Recliner (w/ Laminated Side Articulating Tablet) - Non-contrast	34	SR/FC/LFT/LT	Recliner: Recliner (w/Laminated Top, Side-Mounted Articulating Fold-Down Tablet) - Contrast	90
PR/NC/LFT/VT	Recliner: Recliner (w/ Veneer Side Articulating Tablet) - Non-contrast	36	SR/NC	Recliner: Recliner (Closed Arm)	88
PRII/FC/RFT/LT	Recliner: Recliner (w/ Laminated Side Articulating Tablet) - Contrast	56	SR/NC/LFRT/LT	Recliner: Recliner (w/Laminated Top, Top-Mounted Articulating Revolving Tablet) - Non-contrast	90
PRII/FC/RFT/VT	Recliner: Recliner (w/ Veneer Side Articulating Tablet) - Contrast	58	SR/NC/LFRT/VT	Recliner: Recliner (w/Veneer Top, Top-Mounted Articulating Revolving Tablet) - Non-contrast	92
PRII/NC	Recliner: Recliner (Closed Arm)	54			
PRII/NC/RFT/LT	Recliner: Recliner (w/ Laminated Side Articulating Tablet) - Non-contrast	56	SR/NC/LFT/LT	Recliner: Recliner (w/Laminated Top, Side-Mounted Articulating Fold-Down Tablet) - Non-contrast	90
PRII/NC/RFT/VT	Recliner: Recliner (w/ Veneer Side Articulating Tablet) - Non-contrast	58	SR/NC/LFT/VT	Recliner: Recliner (w/Veneer Top, Side-Mounted Articulating Fold-Down Tablet) - Non-contrast	92
PRR2BK	Recliner Replacement Parts: Replacement Back	60	SR15/FC/LFRT/LT	Recliner: Recliner (w/Laminated Top, Top-Mounted Articulating Revolving Tablet) - Contrast	114
PRR2FT	Recliner Replacement Parts: Replacement Ottoman	60			
PRR2ST	Recliner Replacement Parts: Replacement Seat	60	SR15/FC/RFT/LT	Recliner: Recliner (w/Laminated Top, Side-Mounted Articulating Fold-Down Tablet) - Contrast	114
PRRC	Recliner: PR Replacement Cover Set	32			
PRW/NC	Recliner: Wallsaver Recliner	38	SR15/FC/RFT/VT	Recliner: Recliner (w/Veneer Top, Side-Mounted Articulating Fold-Down Tablet) - Contrast	116
PRWC	Recliner: PRW Replacement Cover Set - Wallsaver	38			
RB2L	Accessories/Options: Removable Back Cover	70	SR15/NC	Recliner: Recliner (Closed Arm)	112
RETRO.MEDCASTER	Sleeper Replacement Parts: Replacement Med Caster Kit	30	SR15/NC/LFRT/LT	Recliner: Recliner (w/Laminated Top, Top-Mounted Articulating Revolving Tablet) - Non-contrast	114
RSC2	Accessories/Options: Removable Seat Cover	70			
RSL00	Sled Base Chair: Mesh Seat and Back with Trim	66	SR15/NC/LFRT/VT	Recliner: Recliner (w/Veneer Top, Top-Mounted Articulating Revolving Tablet) - Non-contrast	116
RSL04	Sled Base Chair: Removable Padded Upholstery Back				



Model No.	Description	Page	Model No.	Description	Page
SR15/NC/RFT/LT	Recliner: Recliner (w/Laminate Top, Side-Mounted Articulating Fold-Down Tablet) - Non-contrast	114			
SR15/NC/RFT/VT	Recliner: Recliner (w/Veneer Top, Side-Mounted Articulating Fold-Down Tablet) - Non-contrast	116			
SRBAC	Bariatric Replacement Parts: Replacement Armcaps	102			
SRBBK	Bariatric Replacement Parts: Replacement Back	102			
SRBCA/LF	Bariatric Replacement Parts: Replacement Arm (Closed Arm)	102			
SRBOA/LF	Bariatric Replacement Parts: Replacement Arm (Open Arm)	102			
SRBSC	Bariatric Replacement Parts: Replacement Seat (Closed Arm)	102			
SRBST	Bariatric Replacement Parts: Replacement Seat (Open Arm)	102			
SRGAC	Glider Replacement Parts: Replacement Armcaps	106			
SRGBK	Glider Replacement Parts: Replacement Back	106			
SRGCA/LF	Glider Replacement Parts: Replacement Arm (Closed Arm)	106			
SRGOA/LF	Glider Replacement Parts: Replacement Arm (Open Arm)	106			
SRGST	Glider Replacement Parts: Replacement Seat	106			
SRII/FC/LFRT/LT	Recliner: Recliner (w/Laminate Top, Top-Mounted Articulating Revolving Tablet) - Contrast	114			
SRII/FC/LFRT/VT	Recliner: Recliner (w/Veneer Top, Top-Mounted Articulating Revolving Tablet) - Contrast	116			
SRII/FC/RFT/LT	Recliner: Recliner (w/Laminate Top, Side-Mounted Articulating Fold-Down Tablet) - Contrast	114			
SRII/FC/RFT/VT	Recliner: Recliner (w/Veneer Top, Side-Mounted Articulating Fold-Down Tablet) - Contrast	116			
SRII/NC	Recliner: Recliner (Closed Arm)	112			
SRII/NC/LFRT/LT	Recliner: Recliner (w/Laminate Top, Top-Mounted Articulating Revolving Tablet) - Non-contrast	114			
SRII/NC/LFRT/VT	Recliner: Recliner (w/Veneer Top, Top-Mounted Articulating Revolving Tablet) - Non-contrast	116			
SRII/NC/RFT/LT	Recliner: Recliner (w/Laminate Top, Side-Mounted Articulating Fold-Down Tablet) - Non-contrast	114			
SRII/NC/RFT/VT	Recliner: Recliner (w/Veneer Top, Side-Mounted Articulating Fold-Down Tablet) - Non-contrast	116			
SRMBC	Patient Chair Replacement Parts: Motion Patient Chair Replacement Back	98			
SRMCA/LF	Patient Chair Replacement Parts: Motion Patient Chair Replacement Arm	98			
SRMSC	Patient Chair Replacement Parts: Motion Patient Chair Replacement Seat	98			
SRPAC	Patient Chair Replacement Parts: Patient Chair Replacement Armcaps	98			
SRPBK	Patient Chair Replacement Parts: Patient Chair Replacement Back	98			
SRPCA/LF	Patient Chair Replacement Parts: Patient Chair Replacement Closed Arm	98			
SRPOA/LF	Patient Chair Replacement Parts: Patient Chair Replacement Open Arm	98			
SRPST	Patient Chair Replacement Parts: Patient Chair Replacement Seat	98			
SRR2AC	Recliner Replacement Parts: Replacement Armcaps	128			
SRR2BK	Recliner Replacement Parts: Replacement Back	128			
SRR2FT	Recliner Replacement Parts: Replacement Ottoman	128			
SRR2ST	Recliner Replacement Parts: Replacement Seat	128			
SRRAC	Recliner Replacement Parts: Replacement Arm Caps	94			
SRRBK	Recliner Replacement Parts: Replacement Back	94			
SRRCA/LF	Recliner Replacement Parts: Replacement Arm	94			
SRRFT	Recliner Replacement Parts: Replacement Footrest	94			
SRRSC	Recliner Replacement Parts: Replacement Seat Cover Only	94			



KI  
1330 Bellevue Street  
P.O. Box 8100  
Green Bay, Wisconsin 54308-8100  
1-800-424-2432  
[www.ki.com](http://www.ki.com)

KI and Furnishing Knowledge  
are registered trademarks  
of Krueger International, Inc.

© 2011 KI  
All Rights Reserved.  
Litho in USA.  
Code KI-11481R1/KI/VL/211