

Quick Ship Program Price List ■

March 12, 2007

Updated June 18, 2019

800-424-2432





# Contents

Refer to KI Terms & Conditions document or visit [ki.com](http://ki.com).

|  |   |
|--|---|
| <b>Quick Ship Purchase Order Cover Sheet</b> |   |
| General Information                          | 2 |

|  |    |
|--|----|
| <b>3 Day Seating - Task/Conference</b> |    |
| Altus™ - General Information           | 4  |
| Altus®                                 | 6  |
| Strive® - General Information          | 8  |
| Strive®                                | 10 |

|  |    |
|--|----|
| <b>3 Day Seating - Stack</b>               |    |
| Strive® - General Information              | 12 |
| Strive® - Four Leg                         | 14 |
| Strive® - Sled Base                        | 16 |
| Strive® High Density - General Information | 18 |
| Strive® - High Density                     | 20 |

|  |    |
|--|----|
| <b>10 Days or Less Seating - Guest</b> |    |
| Doni® General Information              | 22 |
| Doni®                                  | 24 |

|                                       |    |
|---------------------------------------|----|
| <b>10 Days or Less Seating - Task</b> |    |
| Doni® General Information             | 26 |
| Doni®                                 | 28 |
| FourC™ General Information            | 32 |
| FourC™                                | 34 |
| Grazie® - General Information         | 36 |
| Grazie®                               | 38 |
| Impress® - General Information        | 40 |
| Impress®                              | 42 |
| Impress® Ultra - General Information  | 44 |
| Impress® Ultra                        | 46 |
| Oath™ - General Information           | 48 |
| Oath™                                 | 52 |

|   |    |
|---|----|
| <b>10 Days or Less Seating - Stack</b>      |    |
| Doni® General Information                   | 54 |
| Doni®                                       | 56 |
| Grazie® General Information                 | 64 |
| Grazie®                                     | 66 |
| Maestro® High Density - General Information | 70 |
| Maestro® High Density                       | 72 |

|   |    |
|---|----|
| <b>10 Days or Less Seating - Lobby and Lounge</b> |    |
| MyPlace™ - General Information                    | 74 |
| MyPlace™  | 80 |
| Sela® - General Information                       | 96 |
| Sela®   | 98 |

|  |     |
|--|-----|
| <b>10 Days or Less Tables - Folding</b>                    |     |
| DuraLite® Lightweight Folding Tables - General Information | 100 |
| DuraLite® Lightweight Folding Tables                       | 102 |
| ValueLite® Folding Tables - General Information            | 104 |
| ValueLite® Folding Tables                                  | 106 |

|   |     |
|---|-----|
| <b>10 Days or Less Tables - Contract</b>                            |     |
| Pillar™ Tables - General Information                                | 108 |
| Pillar™ Tables - Rectangular - 29" High, 24",30" and 36" Deep       | 112 |
| Pillar™ Tables - Large Rectangular - 29" High, 42" and 48" Deep     | 114 |
| Pillar™ Tables - Reduction 29" High, 24-30 and 30-24                | 116 |
| Pillar™ Tables - Square - 29" High                                  | 118 |
| Pillar™ Tables - Round - 29" High                                   | 120 |
| Pillar™ Tables - Sprocket and Diamond Shape - 29" High              | 122 |
| Pirouette® Tables - General Information                             | 124 |
| Pirouette® Tables - Fixed-Rectangular-29" High (Training)           | 128 |
| Pirouette® Tables - Fixed-Rectangular-29" High (Conference)         | 130 |
| Pirouette® Tables - Fixed-Chevron-29" High (Standard Height)        | 132 |
| Pirouette® Tables - Fixed-Double Chevron-29" High (Standard Height) | 134 |
| Pirouette® Tables - Fixed-Guitar Pick-29" High (Standard Height)    | 136 |
| Pirouette® Tables - Fixed-Square-29" High (Standard Height)         | 138 |
| Pirouette® Tables - Fixed-Round-29" High (Standard Height)          | 140 |
| Pirouette® Tables - Fixed-Scale Up-29" High (Standard Height)       | 142 |
| Pirouette® Tables - Nesting-Rectangular-29" High (Training)         | 144 |
| Pirouette® Tables - Nesting-Chevron-29" High (Standard Height)      | 146 |
| Pirouette® Tables - Nesting-Double Chevron-29" High (Standard)      |     |

|   |     |
|---|-----|
| Height)   | 148 |
| Pirouette® Tables - Nesting-Round-29" High (Standard Height)      | 150 |
| Pirouette® Tables - Nesting-Half Round-29" High (Standard Height) | 152 |

|   |     |
|---|-----|
| <b>10 Days or Less - Files and Storage</b>                    |     |
| 700 Series® Lateral Files and Storage - General Information   | 154 |
| 700 Series® Preconfigured Lateral Files Drawer Units          | 156 |
| 700 Series® Preconfigured Multimedia Storage Cupboard/Lateral | 160 |
| 700 Series® Bookcases 15" Deep                                | 162 |
| 700 Series® Vertical Files Letter/Legal Size Documents        | 164 |
| Vertical File Accessories                                     | 166 |
| 700 Series® Pedestals - Mobile and Freestanding               | 168 |
| 700 Series® Pedestals - Hanging                               | 170 |

|  |     |
|--|-----|
| <b>10 Days or Less - Desking</b>                   |     |
| WorkZone® Basic Worksurfaces - General Information | 172 |
| WorkZone® Basic Worksurfaces                       | 174 |
| WorkZone® Transitional Worksurfaces                | 180 |
| WorkZone® Components Privacy Screens               | 182 |
| WorkZone® Components Universal Overhead Storage    | 184 |
| WorkZone® Components Universal Tasklight           | 186 |
| 700 Series® Desk - Product Offering                | 188 |
| 700 Series® Desk - Specifications                  | 190 |
| 700 Series® Desk - Desk>Returns/Corner             | 192 |
| 700 Series® Desk - Bridges                         | 194 |
| 700 Series® Desk - Overhead Storage                | 196 |

|              |     |
|--------------|-----|
| <b>Index</b> | 198 |
|--------------|-----|

# Quick Ship Purchase Order Cover Sheet

General Information

## QUICK SHIP PURCHASE ORDER COVER SHEET

### Order Entry Fax 1-800-405-2264/Email order.entry@ki.com



NOTE: COMPLETE DATA FIELDS ONLY IF DETAILS ARE NOT INCLUDED ON PURCHASE ORDER

FROM  DATE   
 # OF PAGES  PURCHASE ORDER #

#### QUICK SHIP PROGRAM REQUIREMENTS

- A completed Quick Ship Purchase Order Cover Sheet must accompany all Quick Ship purchase orders.
- All products on purchase order must be identified Quick Ship model number and options.
- All Quick Ship products will ship directly from the KI manufacturing facility in 10 working days or less.
- All Quick Ship purchase orders received after 2PM CST will be acknowledged as received the next working day.
- All Quick Ship purchase orders must be received with complete and correct information. If a purchase order is received with missing, incomplete, or incorrect information, the quick ship leadtime will not begin until all questions are confirmed in writing.
- All Quick Ship purchase orders received are non-cancellable and non-returnable.

Sold To Name  \*Bill To Name   
 Account #  Address   
 Address  City/State/Zip   
 City/State/Zip  \*When INVOICE address is different than sold to.

Ship To Name  End User Name   
 Address  Address   
 City/State/Zip  City/State/Zip   
 Mark For  Fed. ID #

Delivery Contact Name  Receiving Hrs of Operation   
 Delivery Contact Phone  Truck Size Limitation   
 Call Before Delivery  Yes  No

#### ORDER NOTIFICATION CONTACT

For an Advance Shipment Notifications and/or  
 An additional Acknowledgement via Email.  
 (must complete all fields)

Notification Contact Name   
 Notification Contact Email   
 Document  ASN  Ack  Both

#### ADDITIONAL COMMENTS:

#### KI INTERNAL USE ONLY

Rep Name/#  SPA #   
 DR Name/#  Contract #   
 ISS Name/#  New End User Account  Yes  No  
 Opportunity #  ISS Source Shift/Lift/Incremental  S  L  I

SIF File Name

KI Quote #

A/C  Yes  No Vendor #1  Vendor #2   
 Vendor Name    
 AC% and Amount    
 Contact Name    
 Phone/Email

O/B  Yes  No Vendor #1  Vendor #2   
 Vendor Name    
 OB% and Amount    
 Contact Name    
 Phone/Email

#### Market Code (check)

- 1 = University & College  
 2 = K-12  
 3 = Health Care  
 4 = Federal Government  
 5 = Mail Order  
 6 = Med/Large Business  
 8 = Small Business  
 9 = State/Local Gov't  
 10 = Religion  
 11 = Special Event  
 12 = Industrial  
 13 = Hospitality  
 14 = Rental  
 15 = Superstore (retail)  
 16 = Transportation  
 17 = Wholesaler  
 18 = Mall/Shopping Center

QSP QSP QSP QSP QSP QSP QSP

Version 8 - August 20, 2012

© KI 2012 Code KI-51315/KI/PDF/0812

**A full-sized reprint of this document may be copied from the inside back cover of this pricelist or downloaded from [ki.com/qsp](http://ki.com/qsp).**



# Quick Ship Purchase Order Cover Sheet

General Information

**Fabric**

Fabric will be applied as swatched by the fabric manufacturer. Fabric that is required to be applied differently than is swatched will need a Special Cost Request written specifying the direction the fabric is to be applied. The posted standard lead time will apply to the Special Cost Request.

# 3 Day Seating - Task/Conference

Altus™ - General Information



Conference Loop Armchair (ALTCLA)



Mesh Task Adjustable Armchair (ALTMAA)

## Features

|                 |   |   |
|-----------------|---|---|
| Back flex       |   | • |
| Swivel and tilt | • |   |
| Glides option   | • |   |

## General Dimensions

|                              |                   |                   |
|------------------------------|-------------------|-------------------|
| Seat width                   | 18-1/2"           | 18"               |
| Seat depth                   | 17-1/4"           | 17-1/4" - 19-3/4" |
| Seat height                  | 16-1/4" - 19-1/2" | 17" - 21-3/4"     |
| Arm height                   | 8-3/4"            | 7-1/4" - 9-1/4"   |
| Inside distance between arms | 19-3/4"           | 20"               |

## Overall Dimensions

|               |                   |                   |
|---------------|-------------------|-------------------|
| Width         | 24"               | 27"               |
| Depth         | 24"               | 26"               |
| Height        | 35-1/4" - 38-1/2" | 38-3/4" - 43-1/2" |
| Base diameter | 24"               | 26"               |

## SPECIFICATIONS

### Mechanism (Task Chair)

Reinforced plastic base on cast aluminum housing with three control levers. One lever activates the pneumatic cylinder for a range in seat height. The second lever controls the back tilt angle, which has four settings. The third lever adjusts the tilt force and is located at the side of the chair for ease of use.

### Mechanism (Conference Chair)

Swivel tilt mechanism is a stamped steel dual housing which includes swivel and tilt tension. Steel handle with molded urethane paddle controls seat height adjustments along with single lock-out or free-float action. Standard seat height range adjusts from 16-1/4" to 19-1/2".

### Backrest

A black reinforced plastic frame with black mesh insert.

### Seat (Task Chair)

Plastic seat liner and polyurethane foam covered with a replaceable fabric slip cover. The fabric slip cover is attached to the seat with velcro.

### Seat (Conference Chair)

Seat foam, upholstery, and underseat plastic liner are one unit which is field-replaceable.

### Seat Slide (Task Chair)

Seat depth is adjustable to one of five settings.

### Adjustable Arm (Task Chair)

Black molded polyurethane arm cap is mounted to a reinforced black plastic arm post. It has 2" of depth adjustment and 2" of height adjustment. The arm caps pivot to provide a 5-3/4" range between the arm caps from 16-3/4" - 22-1/2".

### Base

A black nylon 26" five-blade base option is

available.

### Casters

Double wheel black carpet casters are molded of reinforced plastic.

## INFORMATION

### Fabric Disclaimer

Fabric will be applied as swatched by the fabric manufacturer. Fabric that is required to be applied differently than is swatched will need a Special Cost Request written specifying the direction the fabric is to be applied. The posted standard lead time will apply to the Special Cost Request.

### 24/7

Altus Mesh Task chairs can be used in 24/7 applications.



---



**INFORMATION**

**Warranty**

Refer to KI Terms & Conditions document  
or visit [ki.com](http://ki.com)

# 3 Day Seating - Task/Conference Seating

Altus®

|   | MODEL   | Features       | MODEL NUMBER |             |               |          |           |          |           |                  |            |
|---|---|----------------|--------------|-------------|---------------|----------|-----------|----------|-----------|------------------|------------|
|   |   |                | Basic Model  | Base Finish | Cylinder Type | Base     | Head-rest | Lumbar   | Fire Code | Upholstery Color | Mesh Color |
|  <p><b>Altus® Conference Chair</b></p> <ul style="list-style-type: none"> <li>• Upholstered seat</li> <li>• Black mesh back rest</li> <li>• Seat height adjustment</li> <li>• Swivel and tilt</li> <li>• 400 pound rating</li> </ul> | Loop Arm  | ALTCLA         | P            | STD         | C             |          |           | NFR      | A1MN      | MBL              |            |
|   |   |                |              |             |               |          |           |          |           |                  |            |
|   |   |                |              |             |               |          |           |          |           |                  |            |
|   |   |                |              |             |               |          |           |          |           |                  |            |
|   |   |                |              |             |               |          |           |          |           |                  |            |
| ALTC  |  <p><b>Altus® Mesh Task Chair</b></p> <ul style="list-style-type: none"> <li>• Upholstered seat</li> <li>• Black mesh back rest</li> <li>• Synchro tilt</li> <li>• Mesh pocket for lumbar support</li> <li>• 400 pound rating</li> </ul> | Adjustable Arm | ALTMAA       | P           |               | C        | NHR       | NLS      | NFR       | A1MN             | MBL        |
|   |   |                |              |             |               |          |           |          |           |                  |            |
|   |   |                |              |             |               |          |           |          |           |                  |            |
|   |   |                |              |             |               |          |           |          |           |                  |            |
|   |   |                |              |             |               |          |           |          |           |                  |            |
| ALTM  |   |                |              |             |               |          |           |          |           |                  |            |
|   |   |                | <b>A</b>     | <b>B</b>    | <b>C</b>      | <b>D</b> | <b>E</b>  | <b>F</b> | <b>G</b>  | <b>H</b>         | <b>I</b>   |

## HOW TO ORDER

Indicate the following information on order form:

1. Quantity of each item.
2. Model number, including options. See "How To Build a Model Number".
3. Any special service required.

Note: • The  indicates that a choice is required.

- The absence of the  indicates that no choice is required.
- Alpha-numeric characters in place of  indicate that no other alternatives are available.

## HOW TO BUILD A MODEL NUMBER

- A** Select basic model.
- B** Select base finish.  
P - Black plastic base
- C** Select cylinder type.  
STD - Standard cylinder
- D** Select base option.  
C - Carpet casters
- E** Select headrest.  
NHR - No headrest
- F** Select lumbar support.  
NLS - No lumbar support
- G** Select fire code.  
NFR - Compliance to TB 117-2013
- H** Select upholstery.  
A1MN - Midnight

**I** Select mesh color.  
AMBL - Black

## INFORMATION

### Order Quantity

Maximum Altus® Order Quantity - 25 chairs





# 3 Day Seating - Task/Conference Seating Altus®

| Approx. Packaged Weight | Delivered Pricing | Fabric Grade |
|-------------------------|-------------------|--------------|
| 42.0#                   | \$ 626            | A1           |

|       |         |
|-------|---------|
| 54.0# | \$ 1077 |
|-------|---------|

### SPECIAL SERVICES

#### Special Carton Marking

With specially marked information N/C

#### Shipping

Ships **assembled, FOB Tupelo, MS 38804, freight prepaid.** Freight class 125.

Specifications and prices are subject to change without prior notice.

# 3 Day Seating - Task/Conference

Strive® - General Information



**Task Armless Chair (SPDNAU)**



**Armless Task Stool (SPSNAU)**

| Features                           |                   |                   |
|------------------------------------|-------------------|-------------------|
| Poly or upholstered seat           | •                 | •                 |
| Flex back                          | •                 | •                 |
| General Dimensions                 |                   |                   |
| Seat width                         | 18"               | 18"               |
| Seat depth                         | 18"               | 18"               |
| Seat height (upholstered - add 1") | 17-1/4" - 22-1/4" | 22-1/4" - 32-1/2" |
| Overall Dimensions                 |                   |                   |
| Width                              | 27-1/2"           | 27-1/2"           |
| Depth                              | 27-1/2"           | 27-1/2"           |
| Height                             | 32-3/4" - 37-3/4" | 37-3/4" - 48"     |

## SPECIFICATIONS

### Seat

Injection molded polypropylene attached directly to the structure.

### Underseat Structure

Support structure is die-formed, 13-gauge steel welded to a 1" o.d. x 14-gauge tubular steel crossmember.

### Backrest

Injection molded polypropylene with integral steel cantilever springs. The combination of the slotted polypropylene back and the spring steel provides a supportive flexing back. Springs are nominal 4.5mm diameter chrome silicon valve spring wire.

### Base

26" black injection-molded glass-reinforced nylon 5-blade base. A single control paddle under the seat operates the height-adjusting pneumatic cylinder.

Black base color selection includes; black base, black cylinder and black carpet or hard floor casters.

### Casters

Double wheels of high-impact thermoplastic. High-impact plastic frame. Casters are monochromatic with base. Carpet or hard floor casters offered. Hard floor casters are black only.

### Frame Finishes

Baked-on, electrostatically-applied 45° gloss epoxy powder coating.

### Optional Upholstered Seat

Molded urethane foam is attached to an injection molded polypropylene seat board, then upholstered using a draw-string process. The assembled seat pad is attached to the seat by means of hidden fasteners.

Fabric will be applied as swatched by the fabric manufacturer. Fabric that is required to be applied differently than is swatched will need a Special Cost Request written specifying the direction the fabric is to be applied. The posted standard lead time will apply to the Special Cost Request.

**Task chairs ship knockdown. Minimal assembly is required.**

### Task Stools

In addition to the standard height unit described above, a stool-height version is available. Stools are equipped with a pneumatic cylinder allowing adjustment of seat height. The 18" diameter adjustable-height foot ring is made of die-cast aluminum with a chrome-plated tubular steel ring and black "spokes."

## INFORMATION

### Fabric Disclaimer



---



**INFORMATION**

**Warranty**

Refer to KI Terms & Conditions document  
or visit [ki.com](http://ki.com)

# 3 Day Seating - Task/Conference Seating

Strive®

| MODEL  | Features         | MODEL NUMBER |                          |                          |                          |                          | Approx. Packaged Weight |
|--|------------------|--------------|--------------------------|--------------------------|--------------------------|--------------------------|-------------------------|
|  |                  | Basic Model  | Frame Color              | Poly Seat & Back Color   | Casters                  | Upholstery Color         |                         |
|  <p><b>Task Armless Chair</b></p> <ul style="list-style-type: none"> <li>Swivel</li> <li>Seat height adjustable</li> <li>Upholstered seat</li> <li>Poly back</li> <li>Flex back</li> <li>300 pound rating</li> </ul> | Polypropylene    | SPDNAP       | <input type="checkbox"/> | <input type="checkbox"/> | <input type="checkbox"/> |                          | 32.0#                   |
|  | Upholstered Seat | SPDNAU       | <input type="checkbox"/> | <input type="checkbox"/> | <input type="checkbox"/> | <input type="checkbox"/> | 35.0#                   |
| SPDP   |                  |              |                          |                          |                          |                          |                         |
| SPDU   |                  |              |                          |                          |                          |                          |                         |
|  <p><b>Task Armless Stool</b></p> <ul style="list-style-type: none"> <li>Flex back</li> <li>300 pound rating</li> </ul>   | Polypropylene    | SPSNAP       | <input type="checkbox"/> | <input type="checkbox"/> | <input type="checkbox"/> |                          | 37.0#                   |
|  | Upholstered Seat | SPSNAU       | <input type="checkbox"/> | <input type="checkbox"/> | <input type="checkbox"/> |                          | 39.0#                   |
| SPSP   |                  |              |                          |                          |                          |                          |                         |
| SPSU   |                  |              |                          |                          |                          |                          |                         |
|  |                  |              | <b>A</b>                 | <b>B</b>                 | <b>C</b>                 | <b>D</b>                 | <b>E</b>                |

## HOW TO ORDER

Indicate the following information on order form:

- Quantity of each item.
- Model number, including options. See "How To Build a Model Number".
- Any special service required.

Note: • The  indicates that a choice is required.

- The absence of the  indicates that no choice is required.
- Alpha-numeric characters in place of  indicate that no other alternatives are available.

## HOW TO BUILD A MODEL NUMBER

**A** Select basic model.

**B** Select frame color.

- BL** - Black  
Includes base, cylinder, and carpet casters. Other KI frame colors and fabric options are available outside the QSP Program with standard leadtimes.

**C** Select poly seat and back color.

- PBL** - Black
- PGR** - Blue Grey
- PCG** - Cool Grey
- PND** - Nordic
- PSP** - Surf's Up

**D** Select caster option.

- C** - Carpet casters  
Carpet casters are black.

**E** Select quick ship fabric options.

Grade 1 - Crosswalk

- 1LBZ - Blaze
- 1LBL - Blue Lagoon
- 1LCM - Crimson
- 1LFG - Fatigue
- 1LIV - Ivy
- 1LLM - Lithium
- 1LOX - Onyx
- 1LSB - Sable
- 1LTP - Taupe
- 1LTQ - Turquoise

### Grade 1 - Metropolis

- 1MAZ - Azure
- 1MDB - Dark Blue
- 1MHE - Hearthstone
- 1MIC - Icicle
- 1MJD - Jade
- 1MRT - Root
- 1MSH - Shadow
- 1MSG - Slate Grey
- 1MSP - Spice
- 1MSW - Steel Wool
- 1MSM - Stream

Grade 1 - Skyline

- 1KBA - Bermuda
- 1KBN - Black
- 1KCA - Cocoa
- 1KGE - Grape
- 1KIN - Iron
- 1KLE - Lime
- 1KMN - Melon
- 1KMT - Midnight
- 1KRR - Red Pepper
- 1KSG - Sterling
- 1KTY - Taffy

### Grade 1 - Streetscape

- 1SBE - Blue on Blue
- 1SBN - Black & Tan
- 1SCD - Cactus Sand
- 1SHA - Hot Lava
- 1SHB - Honeycomb
- 1SRT - Rainforest
- 1STO - Tuxedo

### Grade 1 - Zone

- 1ZBR - Brown Sugar
- 1ZCE - Coffee
- 1ZCN - Cordovan



# 3 Day Seating - Task/Conference Seating

Strive®

| Delivered Pricing<br>Unupholstered | Delivered<br>Pricing | Fabric Grade |
|------------------------------------|----------------------|--------------|
| \$ 348                             |                      | 1            |
| N/A                                |                      | 417          |
| \$ 447                             |                      |              |
| N/A                                |                      | 516          |

|      |             |
|------|-------------|
| 1ZEN | - Evergreen |
| 1ZHE | - Haze      |
| 1ZJE | - Jade      |
| 1ZPK | - Peacock   |
| 1ZSL | - Steel     |

Other KI frame colors and fabric options are available outside the QSP Program with standard leadtimes.

### INFORMATION

#### Order Quantity

Maximum Strive® Order Quantity - 25 chairs

### SPECIAL SERVICES

#### Special Carton Marking

With specially marked information N/C


#### Shipping

Ships **knocked down, FOB Green Bay, WI 54302, freight prepaid.** Freight class 100.

Specifications and prices are subject to change without prior notice.

# 3 Day Seating - Stack

Strive® - General Information



**Armless Four-Leg  
Chair  
(SLNAU)**

**Armless Four-Leg  
Chair with Casters  
(SLNAPC)**

**Armless Sled  
Base Chair  
(SSNAP)**

| <b>Features</b>                  |                    |                   |                    |
|----------------------------------|--------------------|-------------------|--------------------|
| Stackable                        | •                  | •                 | •                  |
| Poly or upholstered seat         | •                  | •                 | •                  |
| Flex back                        | •                  | •                 | •                  |
| <b>General Dimensions</b>        |                    |                   |                    |
| Seat width                       | 18"                | 18"               | 18"                |
| Seat depth                       | 18"                | 18"               | 18"                |
| Seat height (upholstered add 1") | 17-1/2"            | 17-3/4"           | 17-3/4"            |
| <b>Overall Dimensions</b>        |                    |                   |                    |
| Width                            | 20-3/4"            | 21-1/4"           | 20-3/4"            |
| Depth                            | 21-3/4"            | 22-1/2"           | 21-3/4"            |
| Height                           | 33"                | 33-1/4"           | 33-1/4"            |
| Arms to floor                    |                    |                   |                    |
| <b>Stacking on Dolly</b>         |                    |                   |                    |
| Overall width                    | 24"                |                   | 24"                |
| Overall depth - poly             | 40"                |                   | 48"                |
| Quantity/height - poly           | 15 Chairs/61" High |                   | 15 Chairs/64" High |
| Overall depth - upholstered      | 45"                |                   | 48"                |
| Quantity/height - upholstered    | 8 Chairs/50" High  |                   | 8 Chairs/50" High  |
| <b>Stacking on Floor</b>         |                    |                   |                    |
| Width                            | 20-3/4"            | 20-3/4"           | 20-3/4"            |
| Depth                            | 27-1/2"            | 27-1/2"           | 27-1/2"            |
| Quantity/height                  | 4 Chairs/39" High  | 4 Chairs/39" High | 4 Chairs/39" High  |

## SPECIFICATIONS

### Frame

Legs are 7/8" o.d. x 13-gauge tubular steel. Cross members are 1" o.d. x 14-gauge tubular steel and 7/16" diameter solid steel. All joints are welded. Frames are available in 4-leg or sled base configurations.

### Frame Finishes

Baked-on electrostatically-applied 45° gloss epoxy powder coating or bright nickel-chrome plating. Available in black, chrome and starlight silver metallic.

### Carpet Casters

Casters are double-wheel, high-impact thermoplastic and are available in black only.

### Backrest

Injection molded polypropylene with integral steel cantilever springs. The combination of the slotted polypropylene back and the spring steel provides a supportive flexing back. Springs are nominal 4.5mm diameter

chrome silicon valve spring wire.

### Optional Upholstered Seat

Molded urethane foam is attached to an injection molded polypropylene seat board, then upholstered using a draw-string process. The assembled seat pad is attached to the seat by means of hidden fasteners.

### Seat and Shroud

Injection molded polypropylene.

### Stacking Vinyl, Polyurethane, and Imitation Leather Upholstered Chairs

It is recommended that chairs to be stacked be covered in material other than vinyl, polyurethane, or imitation leather as an impression in the seat may result. KI does not warrant the effects of stacking on stock or C.O.M. vinyl, polyurethane, or imitation leather upholstery.

### Transport Dolly

Tubular and plate steel welded together.

5"casters: two fixed, two swivel. Powder-coated finish.

## INFORMATION

### Fabric Disclaimer

Fabric will be applied as swatched by the fabric manufacturer. Fabric that is required to be applied differently than is swatched will need a Special Cost Request written specifying the direction the fabric is to be applied. The posted standard lead time will apply to the Special Cost Request.

### Design

Designed by Giancarlo Piretti and manufactured in the USA by Krueger International, Inc. under license from Pro-Cord S.p.A



**Transport Dolly  
(SCDA.BL)**

#### Overall Dimensions

|        |         |
|--------|---------|
| Width  | 24"     |
| Depth  | 29"     |
| Height | 16-1/2" |



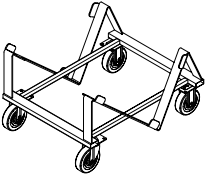
#### INFORMATION

##### Warranty

Refer to KI Terms & Conditions document  
or visit [ki.com](http://ki.com)

# 3 Day Seating - Stack

Strive® - Four Leg

| MODEL   | Features   | MODEL NUMBER           |             |                          |                          |                          |                          | Approx. Packaged Weight  |
|---|--|------------------------|-------------|--------------------------|--------------------------|--------------------------|--------------------------|--------------------------|
|   |  | Basic Model            | Frame Color | Seat & Back Color        | Caster Type              | Glide Option             | Upholstery Color         |                          |
| <br>SLP<br>SLU | <b>Four-Leg Armless Chair</b><br>• Upholstered seat<br>• Poly back<br>• Flex back<br>• Stacks 15 high on dolly (8 with upholstery), 4 high on floor<br>• 400 pound rating  | Polypropylene          | SLNAP       | <input type="checkbox"/> | <input type="checkbox"/> | <input type="checkbox"/> |                          | 20.0#                    |
|   |  | Upholstered Seat       | SLNAU       | <input type="checkbox"/> | <input type="checkbox"/> | <input type="checkbox"/> | <input type="checkbox"/> | <input type="checkbox"/> |
| <br>SLP<br>SLU | <b>Four-Leg Armless Chair with Casters</b><br>• Upholstered seat<br>• Poly back<br>• Flex back<br>• Stacks 4 high on floor. Caution should be exercised to prevent casters from marring components such as frames, fabric, etc., and to prevent casters from becoming "hung up" underneath the seat of the chair<br>• Stacking on dollies is NOT recommended<br>• Carpet caster in black<br>• 400 pound rating | Polypropylene, Casters | SLNAPC      | <input type="checkbox"/> | <input type="checkbox"/> | <input type="checkbox"/> |                          | 26.0#                    |
|   |  | Uph. Seat, Casters     | SLNAUC      | <input type="checkbox"/> | <input type="checkbox"/> | <input type="checkbox"/> | <input type="checkbox"/> | <input type="checkbox"/> |
| <br>HRDPT      | <b>Transport Dolly for 4-Leg and Sled Base Chairs</b><br>• Easy maneuverability with 5" casters: two fixed, two swivel<br>• Rugged weld tubular steel frame<br>• Black powder-coated finish  |                        | SCDA.BL     |                          |                          |                          |                          | 31.0#                    |

**A**   **B**   **C**   **D**   **E**   **F**

## HOW TO ORDER

Indicate the following information on order form:

- Quantity of each item.
- Model number, including options. See "How To Build a Model Number".
- Any special service required.

Note: • The  indicates that a choice is required.

- The absence of the  indicates that no choice is required.
- Alpha-numeric characters in place of  indicate that no other alternatives are available.

## HOW TO BUILD A MODEL NUMBER

**A** Select basic model.

**B** Select frame color.

- BL** - Black
- CH** - Chrome
- SX** - Starlight Silver Metallic

Other KI frame colors and fabric options are available outside the QSP Program with standard leadtimes.

**C** Select poly seat and back color.

- PBL** - Black
- PGR** - Blue Grey
- PCG** - Cool Grey
- PND** - Nordic
- PSP** - Surf's Up

**D** Select casters.

- C** - Carpet casters (black only)

**E** Select glide option.

- P** - Plastic glides
- S** - Steel glides

**F** Select quick ship fabric options.

### Grade 1 - Crosswalk

- 1LBZ - Blaze
- 1LBL - Blue Lagoon
- 1LCM - Crimson
- 1LFG - Fatigue
- 1LIV - Ivy
- 1LLM - Lithium
- 1LOX - Onyx
- 1LSB - Sable
- 1LTP - Taupe
- 1LTQ - Turquoise

### Grade 1 - Metropolis

- 1MAZ - Azure
- 1MDB - Dark Blue
- 1MHE - Hearthstone
- 1MIC - Icicle
- 1MJD - Jade
- 1MRT - Root
- 1MSH - Shadow
- 1MSG - Slate Grey
- 1MSP - Spice

- 1MSW - Steel Wool
- 1MSM - Stream

### Grade 1 - Skyline

- 1KBA - Bermuda
- 1KBN - Black
- 1KCA - Cocoa
- 1KGE - Grape
- 1KIN - Iron
- 1KLE - Lime
- 1KMN - Melon
- 1KMT - Midnight
- 1KRR - Red Pepper
- 1KSG - Sterling
- 1KTY - Taffy

### Grade 1 - Streetscape

- 1SBE - Blue on Blue
- 1SBN - Black & Tan
- 1SCD - Cactus Sand
- 1SHA - Hot Lava
- 1SHB - Honeycomb
- 1SRT - Rainforest
- 1STO - Tuxedo





# 3 Day Seating - Stack

Strive® - Four Leg

| Delivered Pricing<br>Unupholstered | Delivered<br>Pricing<br>Fabric Grade<br>1 |
|------------------------------------|---|
| \$ 206<br>N/A                      | 271                                       |
| \$ 245<br>N/A                      | 311                                       |
| \$ 452                             |   |

**Grade 1 - Zone**

- 1ZBR - Brown Sugar
- 1ZCE - Coffee
- 1ZCN - Cordovan
- 1ZEN - Evergreen
- 1ZHE - Haze
- 1ZJE - Jade
- 1ZPK - Peacock
- 1ZSL - Steel

Other KI frame colors and fabric options are available outside the QSP Program with standard leadtimes.

**INFORMATION**

**Order Quantity**

Maximum Strive® Order Quantity - 25 chairs

**SPECIAL SERVICES**

**Special Carton Marking**

With specially marked information N/C


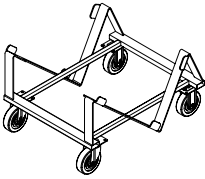
**Shipping**

Ships **assembled, FOB Green Bay, WI 54302, freight prepaid.** Freight class 125.

Specifications and prices are subject to change without prior notice.

# 3 Day Seating - Stack/Nesting

Strive®

|   | MODEL  | Features         | MODEL NUMBER |                          |                          |                          |                          | Approx. Packaged Weight |
|---|--|------------------|--------------|--------------------------|--------------------------|--------------------------|--------------------------|-------------------------|
|   |  |                  | Basic Model  | Frame Color              | Seat & Back Color        | Glide Option             | Upholstery Color         |                         |
|  | <b>Sled Base Armless Chair</b>   | Polypropylene    | SSNAP        | <input type="checkbox"/> | <input type="checkbox"/> | <input type="checkbox"/> |                          | 22.0#                   |
|   | <ul style="list-style-type: none"> <li>Upholstered seat</li> <li>Poly back</li> <li>Flex back</li> <li>Stacks 15 high on dolly (8 with upholstery), 4 high on floor</li> <li>400 pound rating</li> </ul> | Upholstered Seat | SSNAU        | <input type="checkbox"/> | <input type="checkbox"/> | <input type="checkbox"/> | <input type="checkbox"/> | 25.0#                   |
| SSP<br>SSU  |  |                  |              |                          |                          |                          |                          |                         |
|   | <b>Transport Dolly for 4-Leg and Sled Base Chairs</b>  |                  | SCDA.BL      |                          |                          |                          |                          | 31.0#                   |
|   | <ul style="list-style-type: none"> <li>Easy maneuverability with 5" casters: two fixed, two swivel</li> <li>Rugged weld tubular steel frame</li> <li>Black powder-coated finish</li> </ul>               |                  |              |                          |                          |                          |                          |                         |
| HRDPT   |  |                  |              |                          |                          |                          |                          |                         |
|   |  |                  | <b>A</b>     | <b>B</b>                 | <b>C</b>                 | <b>D</b>                 | <b>E</b>                 |                         |

## HOW TO ORDER

Indicate the following information on order form:

- Quantity of each item.
- Model number, including options. See "How To Build a Model Number".
- Any special service required.

Note: • The  indicates that a choice is required.

- The absence of the  indicates that no choice is required.
- Alpha-numeric characters in place of  indicate that no other alternatives are available.

## HOW TO BUILD A MODEL NUMBER

**A** Select basic model.

**B** Select frame color.

- BL** - Black
- CH** - Chrome
- SX** - Starlight Silver Metallic

Other KI frame colors and fabric options are available outside the QSP Program with standard leadtimes.

**C** Select poly seat and back color.

- PBL** - Black
- PGR** - Blue Grey
- PCG** - Cool Grey
- PND** - Nordic
- PSP** - Surf's Up

**D** Select glide option.

- NG** - No glides
- GBL** - Black plastic glides; add \$36
- NS** - Non-skid glides; add \$30
- GSS** - Stainless steel glide; add \$31

**E** Select quick ship fabric options.

### Grade 1 - Crosswalk

- 1LBZ - Blaze
- 1LBL - Blue Lagoon
- 1LCM - Crimson
- 1LFG - Fatigue
- 1LIV - Ivy
- 1LLM - Lithium
- 1LOX - Onyx
- 1LSB - Sable
- 1LTP - Taupe
- 1LTQ - Turquoise

### Grade 1 - Metropolis

- 1MAZ - Azure
- 1MDB - Dark Blue
- 1MHE - Hearthstone
- 1MIC - Icicle
- 1MJD - Jade
- 1MRT - Root
- 1MSH - Shadow
- 1MSG - Slate Grey
- 1MSP - Spice
- 1MSW - Steel Wool

1MSM - Stream

### Grade 1 - Skyline

- 1KBA - Bermuda
- 1KBN - Black
- 1KCA - Cocoa
- 1KGE - Grape
- 1KIN - Iron
- 1KLE - Lime
- 1KMN - Melon
- 1KMT - Midnight
- 1KRR - Red Pepper
- 1KSG - Sterling
- 1KTY - Taffy

### Grade 1 - Streetscape

- 1SBE - Blue on Blue
- 1SBN - Black & Tan
- 1SCD - Cactus Sand
- 1SHA - Hot Lava
- 1SHB - Honeycomb
- 1SRT - Rainforest
- 1STO - Tuxedo

### Grade 1 - Zone



# 3 Day Seating - Stack

Strive® High Density - General Information



**Wire Rod High Density Stacking Chair (SWNA)**



**Wire Rod High Density Stacking Chair with Uph. Seat Pad (SWNAU)**



**Transport Dolly (CSD.BL)**

| Features                       |                       |                    |         |
|--------------------------------|-----------------------|--------------------|---------|
| Stackable                      | •                     | •                  |         |
| Poly or upholstered seat       | •                     | •                  |         |
| Flex back                      | •                     | •                  |         |
| General Dimensions             |                       |                    |         |
| Seat width                     | 17-3/4"               | 17-3/4"            |         |
| Seat depth                     | 18-1/2"               | 18-1/2"            |         |
| Seat height                    | 17-1/2"               | 17-1/2"            |         |
| Tablet to chair back clearance |                       |                    |         |
| Overall Dimensions             |                       |                    |         |
| Width                          | 19-1/2"               | 19-1/2"            | 22-3/8" |
| Depth                          | 22-1/4"               | 22-1/4"            | 25-5/8" |
| Height                         | 32-1/2"               | 32-1/2"            |         |
| Stacking on Dolly              |                       |                    |         |
| Overall width                  | 22-1/2"               | 23"                |         |
| Overall depth                  | 45"                   | 39"                |         |
| Quantity/height                | 30 Chairs/77" High    | 15 Chairs/65" High |         |
| Stacking on Floor              |                       |                    |         |
| Width                          | 19-1/2"               | 19-1/2"            |         |
| Depth                          | 29-1/2"               | 30"                |         |
| Quantity/height                | 6 Chairs/37-1/2" High | 5 Chairs/41" High  |         |

## SPECIFICATIONS

### Seat

Injection molded polypropylene.

### Backrest

Injection molded polypropylene with integral steel cantilever springs. The combination of the slotted polypropylene back and the spring steel provides a supportive flexing back. Springs are nominal 4.5mm diameter chrome silicon valve spring wire. Top of back has an integral handle for ease of lifting and stacking.

### Chair Frame

7/16" solid steel rod in bright nickel-chrome or with electrostatically-applied epoxy.

### Bright Chrome Finish

Surfaces are duplex nickel-chrome plated in a twenty-one step process.

### Powder-Coated Finish

Electrostatically-applied epoxy baked onto

surface. Available in black, chrome or starlight silver metallic.

### Optional Upholstered Seat

Molded urethane foam is attached to an injection molded polypropylene seat board, then upholstered using a draw-string process. The assembled seat pad is attached to the seat by means of hidden fasteners.

### Stacking Vinyl, Polyurethane, and Imitation Leather Upholstered Chairs

It is recommended that chairs to be stacked be covered in material other than vinyl, polyurethane, or imitation leather as an impression in the seat may result. KI does not warrant the effects of stacking on stock or C.O.M. vinyl, polyurethane, or imitation leather upholstery.

### Transport Dolly

Tubular and plate steel welded together. 5"casters: two fixed, two swivel. Powder-coated finish.

## INFORMATION

### Fabric Disclaimer

Fabric will be applied as swatched by the fabric manufacturer. Fabric that is required to be applied differently than is swatched will need a Special Cost Request written specifying the direction the fabric is to be applied. The posted standard lead time will apply to the Special Cost Request.

### Design

Designed by Giancarlo Piretti and manufactured in the USA by Krueger International, Inc. under license from Pro-Cord S.p.A




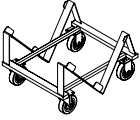
**INFORMATION**

**Warranty**

Refer to KI Terms & Conditions document  
or visit [ki.com](http://ki.com)

# 3 Day Seating - Stack/Nesting

Strive® High Density

| MODEL   | Features   | MODEL NUMBER     |             |                          |                          |                          | Approx. Packaged Weight  |
|---|--|------------------|-------------|--------------------------|--------------------------|--------------------------|--------------------------|
|   |  | Basic Model      | Frame Color | Seat & Back Color        | Glide Option             | Upholstery Color         |                          |
| <br>SWSCP<br>SWSCU | <b>Armless Chair</b><br>• Poly back<br>• Upholstered seat<br>• Flex back<br>• Stacks 30 high on dolly (15 with upholstery), 6 high on floor                  | Polypropylene    | SWNA        | <input type="checkbox"/> | <input type="checkbox"/> | <input type="checkbox"/> | 17.0#                    |
|   |  | Upholstered Seat | SWNAU       | <input type="checkbox"/> | <input type="checkbox"/> | <input type="checkbox"/> | <input type="checkbox"/> |
| <br>HRDPT          | <b>Transport Dolly</b><br>• Easy maneuverability with 5" casters: two fixed, two swivel<br>• Rugged weld tubular steel frame<br>• Black powder-coated finish |                  | CSD.BL      |                          |                          |                          | 30.0#                    |
|   |  |                  |             |                          |                          |                          |                          |

**A**   **B**   **C**   **D**   **E**

## HOW TO ORDER

Indicate the following information on order form:

- Quantity of each item.
- Model number, including options. See "How To Build a Model Number".
- Any special service required.

Note: • The  indicates that a choice is required.

- The absence of the  indicates that no choice is required.
- Alpha-numeric characters in place of  indicate that no other alternatives are available.

## HOW TO BUILD A MODEL NUMBER

**A** Select basic model.

**B** Select frame color.

- BL** - Black
- CH** - Chrome
- SX** - Starlight Silver Metallic

Other KI frame colors and fabric options are available outside the QSP Program with standard leadtimes.

**C** Select poly seat and back color.

- PBL** - Black
- PGR** - Blue Grey
- PCG** - Cool Grey
- PND** - Nordic
- PSP** - Surf's Up

**D** Select glide option.

- H** - Polycarbonate glides; add \$5

**E** Select quick ship fabric options.

Grade 1 - Crosswalk

- 1LBZ - Blaze
- 1LBL - Blue Lagoon
- 1LCM - Crimson
- 1LFG - Fatigue
- 1LIV - Ivy
- 1LLM - Lithium
- 1LOX - Onyx
- 1LSB - Sable
- 1LTP - Taupe
- 1LTQ - Turquoise

### Grade 1 - Metropolis

- 1MAZ - Azure
- 1MDB - Dark Blue
- 1MHE - Hearthstone
- 1MIC - Icicle
- 1MJD - Jade
- 1MRT - Root
- 1MSH - Shadow
- 1MSG - Slate Grey
- 1MSP - Spice
- 1MSW - Steel Wool
- 1MSM - Stream

Grade 1 - Skyline

- 1KBA - Bermuda
- 1KBN - Black
- 1KCA - Cocoa
- 1KGE - Grape
- 1KIN - Iron
- 1KLE - Lime
- 1KMN - Melon
- 1KMT - Midnight
- 1KRR - Red Pepper
- 1KSG - Sterling
- 1KTY - Taffy

### Grade 1 - Streetscape

- 1SBE - Blue on Blue
- 1SBN - Black & Tan
- 1SCD - Cactus Sand
- 1SHA - Hot Lava
- 1SHB - Honeycomb
- 1SRT - Rainforest
- 1STO - Tuxedo

### Grade 1 - Zone

- 1ZBR - Brown Sugar
- 1ZCE - Coffee
- 1ZCN - Cordovan



# 10 Days or Less Seating - Guest

Doni® General Information



**Armless Wire Tower Base Chair**

## Features

Poly or upholstered seat •

## General Dimensions

Seat width 19-1/4"

Seat depth 18-3/4"

Seat height (upholstered add 1") 18"

## Overall Dimensions

Width 19-3/8"

Depth 21"

Height 33-3/4"

## SPECIFICATIONS

### Seat Shell and Backrest Articulation Mechanism

The backrest and seat are injection-molded polypropylene. The seat and backrest are joined by a pair of hidden articulation mechanisms, each consisting of a 14-gauge steel housing, twin 7-gauge levers, and steel coil springs. While maintaining a one-piece shell appearance, this mechanism allows the backrest to recline up to 17 degrees of motion.

### Optional Upholstered Seat

Urethane foam is attached to an injection-molded polypropylene liner board, then upholstered using a draw-string process. Seat foam is molded nominal 1" thickness.

### Wire Tower Base

A seat ring is made of 1/2" diameter steel wire and attached to the seat with 14-gauge steel brackets. Legs are 7/16" diameter steel wire, fully gusseted with 5/16" diameter wire.

All joints are welded and frames are finished in bright nickel-chrome plating.

### Glides

The wire tower base is equipped with black nylon glides.

### Design

Designed by Giancarlo Piretti and manufactured in the USA by Krueger International, Inc. under license from Pro-Cord S.p.A





---

**INFORMATION**

**Warranty**

Refer to KI Terms & Conditions document or visit [ki.com](http://ki.com)

# 10 Days or Less Seating - Guest

Doni®



DNZ1  
DNZ2  
DNZA  
DNZB

| MODEL   | Features                      | MODEL NUMBER |           |   |   |              |   |
|---|-------------------------------|--------------|-----------|---|---|--------------|---|
|   |                               | Basic Model  | Fire Code | Poly Solid Color                                  | Poly Outside/Inside Color   | Glide Option | Upholstery Color  |
| <b>Wire Tower Base Armless Chair</b><br>• Solid or two-tone colored shell<br>• 17 degrees of hip articulation<br>• Frames finished in bright nickel-chrome plating<br>• Task and stack chair models available<br>• 300 pound rating | Solid Color, Polypropylene    | DNZ100       | NFR       | <input type="checkbox"/> <input type="checkbox"/> |   | GPL          |   |
|   | Solid Color, Upholstered Seat | DNZ200       | NFR       | <input type="checkbox"/> <input type="checkbox"/> |   | GPL          | <input type="checkbox"/> <input type="checkbox"/> <input type="checkbox"/> <input type="checkbox"/> |
|   | Two-Tone, Polypropylene       | DNZA00       | NFR       |   | <input type="checkbox"/> <input type="checkbox"/> <input type="checkbox"/> <input type="checkbox"/> | GPL          |   |
|   | Two-Tone, Upholstered Seat    | DNZB00       | NFR       |   | <input type="checkbox"/> <input type="checkbox"/> <input type="checkbox"/> <input type="checkbox"/> | GPL          | <input type="checkbox"/> <input type="checkbox"/> <input type="checkbox"/> <input type="checkbox"/> |
|   |                               |              |           |   |   |              |   |
|   |                               |              |           |   |   |              |   |
|   |                               |              |           |   |   |              |   |
|   |                               |              |           |   |   |              |   |

**A**   **B**   **C**   **D**   **E**   **F**

## HOW TO ORDER

Indicate the following information on order form:

- Quantity of each item.
- Model number, including options. See "How To Build a Model Number".
- Any special service required.

Note: • The  indicates that a choice is required.

- The absence of the  indicates that no choice is required.
- Alpha-numeric characters in place of  indicate that no other alternatives are available.

## HOW TO BUILD A MODEL NUMBER

- A** Select basic model.  
\_\_\_\_\_
- B** Select fire code.  
**NFR** - Compliance to TB 117-2013  
\_\_\_\_\_
- C** Select solid poly color.  
**PGR** - Blue Grey  
**PCG** - Cool Grey  
**PFN** - Flannel  
**PND** - Nordic  
\_\_\_\_\_
- D** Select outside/inside poly color.  
**OGR/ICG** - Outside Blue Grey/Inside Cool Grey  
**OGR/ICO** - Outside Blue Grey/Inside Cottonwood  
**OND/ICG** - Outside Nordic/Inside Cool Grey  
\_\_\_\_\_
- E** Select glide option.  
**GPL** - Plastic glides  
\_\_\_\_\_
- F** Select upholstery grade/color.  
\_\_\_\_\_

### Grade 1 - Crosswalk

- 1LBZ - Blaze
- 1LBL - Blue Lagoon
- 1LCM - Crimson
- 1LFG - Fatigue
- 1LIV - Ivy
- 1LLM - Lithium
- 1LOX - Onyx
- 1LSB - Sable
- 1LTP - Taupe
- 1LTQ - Turquoise

### Grade 1 - Metropolis

- 1MAZ - Azure
- 1MDB - Dark Blue
- 1MHE - Hearthstone
- 1MIC - Icicle
- 1MJD - Jade
- 1MRT - Root
- 1MSH - Shadow
- 1MSG - Slate Grey
- 1MSP - Spice
- 1MSW - Steel Wool
- 1MSM - Stream

### Grade 1 - Skyline

- 1KBA - Bermuda
- 1KBN - Black
- 1KCA - Cocoa
- 1KGE - Grape
- 1KIN - Iron
- 1KLE - Lime
- 1KMN - Melon
- 1KMT - Midnight
- 1KRR - Red Pepper
- 1KSG - Sterling
- 1KTY - Taffy

### Grade 1 - Streetscape

- 1SBE - Blue on Blue
- 1SBN - Black & Tan
- 1SCD - Cactus Sand
- 1SHA - Hot Lava
- 1SHB - Honeycomb
- 1SRT - Rainforest
- 1STO - Tuxedo

### Grade 1 - Zone

- 1ZBR - Brown Sugar



# 10 Days or Less Seating - Guest Doni®

| Approx. Packaged Weight | Delivered Pricing | Delivered Pricing Fabric Grade 1 |
|-------------------------|-------------------|----------------------------------|
| 17.5#                   | \$ 334            |                                  |
| 20.0#                   | N/A               | 448                              |
| 17.5#                   | 388               |                                  |
| 20.0#                   | N/A               | 501                              |

|      |             |
|------|-------------|
| 1ZCE | - Coffee    |
| 1ZCN | - Cordovan  |
| 1ZEN | - Evergreen |
| 1ZHE | - Haze      |
| 1ZJE | - Jade      |
| 1ZPK | - Peacock   |
| 1ZSL | - Steel     |

Other KI frame colors and fabric options are available outside the QSP Program with standard leadtimes.

### INFORMATION

#### Order Quantity

Maximum Doni® Wire Tower Order Quantity - 25 chairs

### SPECIAL SERVICES

#### Special Carton Marking

With specially marked information N/C

#### Shipping

Ships **assembled, FOB Green Bay, WI 54302, freight prepaid.** Freight class 125.

Specifications and prices are subject to change without prior notice.

# 10 Days or Less Seating - Task

Doni® General Information



Armless Task Chair



Armless Task Stool

| Features                           |                   |                   |
|------------------------------------|-------------------|-------------------|
| Poly or upholstered seat           | •                 | •                 |
| General Dimensions                 |                   |                   |
| Seat width                         | 19-1/4"           | 19-1/4"           |
| Seat depth                         | 18-3/4"           | 18-3/4"           |
| Seat height (upholstered - add 1") | 17-1/2" - 22-1/2" | 22-1/2" - 32-3/4" |
| Overall Dimensions                 |                   |                   |
| Width                              | 27-1/2"           | 27-1/2"           |
| Depth                              | 27-1/2"           | 27-1/2"           |
| Height                             | 33-1/4" - 38-1/4" | 38-1/4" - 48-1/2" |
| Arms to floor                      |                   |                   |

## SPECIFICATIONS

### Seat Shell and Backrest Articulation Mechanism

The backrest and seat are injection-molded polypropylene. The seat and backrest are joined by a pair of hidden articulation mechanisms, each consisting of a 14-gauge steel housing, twin 7-gauge levers, and steel coil springs. While maintaining a one-piece shell appearance, this mechanism allows the backrest to recline up to 17 degrees of motion.

### Optional Upholstered Seat

Urethane foam is attached to an injection-molded polypropylene liner board, then upholstered using a draw-string process. Seat foam is molded nominal 1" thickness.

### Underseat Structure

Support structure is die-drawn, 12-gauge steel plate. Structure is finished with baked-on, electrostatically-applied, 30-degree gloss epoxy powder-coat paint coordinated with

base selection.

### Casters

Casters are 60mm o.d. double-wheel, high-impact thermoplastic and are available with hard (warm grey or black) or soft (black only) wheel surface.

### Base

The base is a 26" injection-molded, glass-reinforced nylon 5-blade base. A single paddle under the seat operates the height-adjusting pneumatic cylinder. Standard chair and stool base available in black, warm grey or polished aluminum (upcharge for polished aluminum).

Base color selection for black includes; black base, black cylinder and black carpet or hard floor casters.

Base color selection for warm grey includes; warm grey base, warm grey cylinder and warm grey carpet casters (hard floor casters not available in warm grey). Stool cylinder is

always black.

Base color selection for polished aluminum includes; polished aluminum base, black cylinder and black carpet or hard floor casters.

### Foot Ring

Task stools are equipped with an adjustable-height foot ring made with black die-cast aluminum hub and spokes with an 18" diameter chrome-plated tubular steel ring.

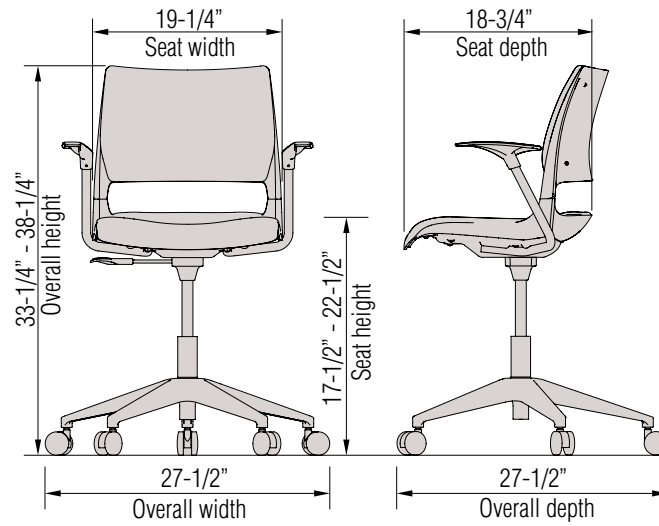
### Design

Designed by Giancarlo Piretti and manufactured in the USA by Krueger International, Inc. under license from Pro-Cord S.p.A

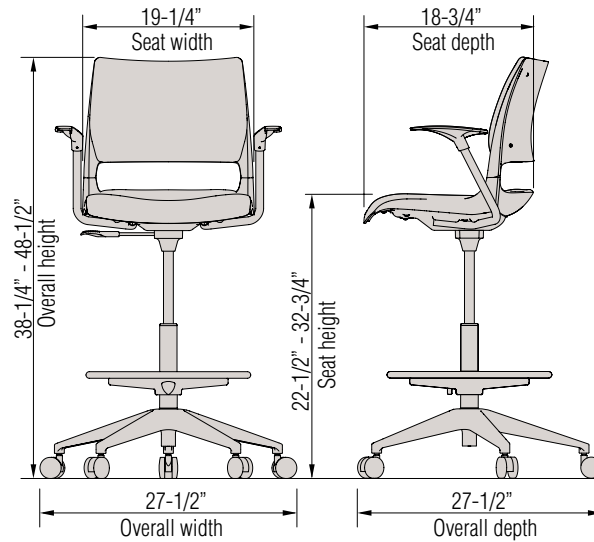


# 10 Days or Less Seating - Task

Doni® General Information



Doni Task Chair



Doni Task Stool

## INFORMATION

### Warranty

Refer to KI Terms & Conditions document or visit [ki.com](http://ki.com)

# 10 Days or Less Seating - Task

Doni®

| Features                      | MODEL NUMBER |           |                  |                           |            |             |                  | Approx. Packaged Weight |
|-------------------------------|--------------|-----------|------------------|---------------------------|------------|-------------|------------------|-------------------------|
|                               | Basic Model  | Fire Code | Poly Solid Color | Poly Outside/Inside Color | Base Color | Caster Type | Upholstery Color |                         |
| Solid Color, Polypropylene    | DN5100       | NFR       | □□□              |                           | □□         | □□□         |                  | 24.0#                   |
| Solid Color, Upholstered Seat | DN5200       | □□□       | □□□              |                           | □□         | □□□         | □□□□□            | 26.5#                   |
| Two-Tone, Polypropylene       | DN5A00       | NFR       |                  | □□□□□□                    | □□         | □□□         |                  | 24.0#                   |
| Two-Tone, Upholstered Seat    | DN5B00       | NFR       |                  | □□□□□□                    | □□         | □□□         | □□□□□            | 26.5#                   |
|                               |              |           |                  |                           |            |             |                  |                         |
|                               |              |           |                  |                           |            |             |                  |                         |
|                               |              |           |                  |                           |            |             |                  |                         |
|                               |              |           |                  |                           |            |             |                  |                         |
|                               |              |           |                  |                           |            |             |                  |                         |
|                               |              |           |                  |                           |            |             |                  |                         |
|                               |              |           |                  |                           |            |             |                  |                         |
|                               |              |           |                  |                           |            |             |                  |                         |
|                               |              |           |                  |                           |            |             |                  |                         |
|                               |              |           |                  |                           |            |             |                  |                         |
|                               |              |           |                  |                           |            |             |                  |                         |
|                               |              |           |                  |                           |            |             |                  |                         |
|                               |              |           |                  |                           |            |             |                  |                         |
|                               |              |           |                  |                           |            |             |                  |                         |
|                               |              |           |                  |                           |            |             |                  |                         |



DN51  
DN52  
DN5A  
DN5B

### Task Armless Chair

- Solid or two-tone colored shell
- Unlimited custom color matching
- 17 degrees of hip articulation
- Stack and guest chair models available
- 400 pound rating

**A** **B** **C** **D** **E** **F** **G**

## HOW TO ORDER

Indicate the following information on order form:

1. Quantity of each item.
2. Model number, including options. See "How To Build a Model Number".
3. Any special service required.

Note: • The  indicates that a choice is required.

- The absence of the  indicates that no choice is required.
- Alpha-numeric characters in place of  indicate that no other alternatives are available.

## HOW TO BUILD A MODEL NUMBER

- A** Select basic model.
- B** Select fire code.
- FR** - Compliance to TB 133  
**NFR** - Compliance to TB 117-2013
- C** Select solid poly color.
- PGR** - Blue Grey  
**PCG** - Cool Grey  
**PFN** - Flannel  
**PND** - Nordic
- D** Select outside/inside poly color.
- OGR/ICG** - Outside Blue Grey/Inside Cool Grey  
**OGR/ICO** - Outside Blue Grey/Inside Cottonwood  
**OND/ICG** - Outside Nordic/Inside Cool Grey
- E** Select base color.
- BL** - Black

- F** Select caster option.

**CHC** - Hard floor casters  
**CCC** - Carpet casters

- G** Select upholstery grade/color.

### Grade 1 - Crosswalk

1LBZ - Blaze  
1LBL - Blue Lagoon  
1LCM - Crimson  
1LFG - Fatigue  
1LIV - Ivy  
1LLM - Lithium  
1LOX - Onyx  
1LSB - Sable  
1LTP - Taupe  
1LTQ - Turquoise

### Grade 1 - Metropolis

1MAZ - Azure  
1MDB - Dark Blue  
1MHE - Hearthstone  
1MIC - Icicle  
1MJD - Jade  
1MRT - Root

1MSH - Shadow  
1MSG - Slate Grey  
1MSP - Spice  
1MSW - Steel Wool  
1MSM - Stream

### Grade 1 - Skyline

1KBA - Bermuda  
1KBN - Black  
1KCA - Cocoa  
1KGE - Grape  
1KIN - Iron  
1KLE - Lime  
1KMN - Melon  
1KMT - Midnight  
1KRR - Red Pepper  
1KSG - Sterling  
1KTY - Taffy

### Grade 1 - Streetscape

1SBE - Blue on Blue  
1SBN - Black & Tan  
1SCD - Cactus Sand  
1SHA - Hot Lava  
1SHB - Honeycomb



# 10 Days or Less Seating - Task Doni®

| Delivered Pricing | Delivered Pricing Fabric Grade 1 |
|-------------------|----------------------------------|
| \$ 431            |                                  |
| N/A               | 545                              |
| 485               |                                  |
| N/A               | 598                              |

|      |              |
|------|--------------|
| 1SRT | - Rainforest |
| 1STO | - Tuxedo     |

**Grade 1 - Zone**

|      |               |
|------|---------------|
| 1ZBR | - Brown Sugar |
| 1ZCE | - Coffee      |
| 1ZCN | - Cordovan    |
| 1ZEN | - Evergreen   |
| 1ZHE | - Haze        |
| 1ZJE | - Jade        |
| 1ZPK | - Peacock     |
| 1ZSL | - Steel       |

Other KI frame colors and fabric options are available outside the QSP Program with standard leadtimes.

**INFORMATION**

**Order Quantity**

Maximum Doni Task® Order Quantity - 25 chairs

**SPECIAL SERVICES**

**Special Carton Marking**

With specially marked information N/C

**Shipping**

Ships **knocked down, FOB Green Bay, WI 54302, freight prepaid.** Freight class 100.

Specifications and prices are subject to change without prior notice.

# 10 Days or Less Seating - Task

Doni®



DN61  
DN62  
DN6A  
DN6B  
**Task Armless Stool**

- Solid or two-tone colored shell
- Unlimited custom color matching
- 17 degrees of hip articulation
- Stack and guest chair models available
- 400 pound rating

| Features                      | MODEL NUMBER |           |                  |                           |            |             |                  | Approx. Packaged Weight |
|-------------------------------|--------------|-----------|------------------|---------------------------|------------|-------------|------------------|-------------------------|
|                               | Basic Model  | Fire Code | Poly Solid Color | Poly Outside/Inside Color | Base Color | Caster Type | Upholstery Color |                         |
| Solid Color, Polypropylene    | DN6100       | NFR       | □□□              |                           | □□         | □□□         |                  | 27.0#                   |
| Solid Color, Upholstered Seat | DN6200       | □□□       | □□□              |                           | □□         | □□□         | □□□□□            | 29.5#                   |
| Two-Tone, Polypropylene       | DN6A00       | NFR       |                  | □□□□□□                    | □□         | □□□         |                  | 27.0#                   |
| Two-Tone, Upholstered Seat    | DN6B00       | NFR       |                  | □□□□□□                    | □□         | □□□         | □□□□□            | 29.5#                   |
|                               |              |           |                  |                           |            |             |                  |                         |
|                               |              |           |                  |                           |            |             |                  |                         |
|                               |              |           |                  |                           |            |             |                  |                         |
|                               |              |           |                  |                           |            |             |                  |                         |
|                               |              |           |                  |                           |            |             |                  |                         |
|                               |              |           |                  |                           |            |             |                  |                         |
|                               |              |           |                  |                           |            |             |                  |                         |
|                               |              |           |                  |                           |            |             |                  |                         |
|                               |              |           |                  |                           |            |             |                  |                         |
|                               |              |           |                  |                           |            |             |                  |                         |
|                               |              |           |                  |                           |            |             |                  |                         |
|                               |              |           |                  |                           |            |             |                  |                         |
|                               |              |           |                  |                           |            |             |                  |                         |
|                               |              |           |                  |                           |            |             |                  |                         |
|                               |              |           |                  |                           |            |             |                  |                         |
|                               |              |           |                  |                           |            |             |                  |                         |

**A      B      C      D      E      F      G**

**HOW TO ORDER**

Indicate the following information on order form:

- Quantity of each item.
- Model number, including options. See "How To Build a Model Number".
- Any special service required.

Note: • The □ indicates that a choice is required.  
• The absence of the □ indicates that no choice is required.  
• Alpha-numeric characters in place of □ indicate that no other alternatives are available.

**HOW TO BUILD A MODEL NUMBER**

- A** Select basic model.  
**NFR** - Compliance to TB 117-2013  
**FR** - Compliance to TB 133
- B** Select fire code.
- C** Select solid poly color.  
**PGR** - Blue Grey  
**PCG** - Cool Grey  
**PFN** - Flannel  
**PND** - Nordic
- D** Select outside/inside poly color.  
**OGR/ICG** - Outside Blue Grey/Inside Cool Grey  
**OGR/ICO** - Outside Blue Grey/Inside Cottonwood  
**OND/ICG** - Outside Nordic/Inside Cool Grey
- E** Select base color.  
**BL** - Black

- F** Select caster option.  
**CHC** - Hard floor casters  
**CCC** - Carpet casters

- G** Select upholstery grade/color.  
**Grade 1 - Crosswalk**  
1LBZ - Blaze  
1LBL - Blue Lagoon  
1LCM - Crimson  
1LFG - Fatigue  
1LIV - Ivy  
1LLM - Lithium  
1LOX - Onyx  
1LSB - Sable  
1LTP - Taupe  
1LTQ - Turquoise

- Grade 1 - Metropolis**  
1MAZ - Azure  
1MDB - Dark Blue  
1MHE - Hearthstone  
1MIC - Icicle  
1MJD - Jade  
1MRT - Root

- 1MSH - Shadow  
1MSG - Slate Grey  
1MSP - Spice  
1MSW - Steel Wool  
1MSM - Stream

- Grade 1 - Skyline**  
1KBA - Bermuda  
1KBN - Black  
1KCA - Cocoa  
1KGE - Grape  
1KIN - Iron  
1KLE - Lime  
1KMN - Melon  
1KMT - Midnight  
1KRR - Red Pepper  
1KSG - Sterling  
1KTY - Taffy

- Grade 1 - Streetscape**  
1SBE - Blue on Blue  
1SBN - Black & Tan  
1SCD - Cactus Sand  
1SHA - Hot Lava  
1SHB - Honeycomb





# 10 Days or Less Seating - Task Doni®

| Delivered Pricing | Delivered Pricing Fabric Grade 1 |
|-------------------|----------------------------------|
| \$ 522            |                                  |
| N/A               | 636                              |
| 576               |                                  |
| N/A               | 690                              |

|      |              |
|------|--------------|
| 1SRT | - Rainforest |
| 1STO | - Tuxedo     |

**Grade 1 - Zone**

|      |               |
|------|---------------|
| 1ZBR | - Brown Sugar |
| 1ZCE | - Coffee      |
| 1ZCN | - Cordovan    |
| 1ZEN | - Evergreen   |
| 1ZHE | - Haze        |
| 1ZJE | - Jade        |
| 1ZPK | - Peacock     |
| 1ZSL | - Steel       |

Other KI frame colors and fabric options are available outside the QSP Program with standard leadtimes.

**INFORMATION**

**Order Quantity**

Maximum Doni Task® Order Quantity - 25 chairs

**SPECIAL SERVICES**

**Special Carton Marking**

With specially marked information N/C

**Shipping**

Ships **knocked down, FOB Green Bay, WI 54302, freight prepaid.** Freight class 100.

Specifications and prices are subject to change without prior notice.

# 10 Days or Less Seating - Task

FourC™ General Information



Armless Task Chair (4C84S0)



Task Armchair (4C84SB)



Task Arm Stool (4C94SB/4C94SC)

| Features                     |                  |                  |                  |
|------------------------------|------------------|------------------|------------------|
| Synchronous Tilt             | •                | •                | •                |
| Mesh Backrest                | •                | •                | •                |
| 300-pound weight rating      | •                | •                | •                |
| Optional Lumbar              | •                | •                | •                |
| General Dimensions           |                  |                  |                  |
| Seat Width                   | 19"              | 19"              | 19"              |
| Seat depth                   | 15-1/4 - 18-1/4" | 15-1/4 - 18-1/4" | 15-1/4 - 18-1/4" |
| Seat Height                  | 15-1/2 - 20-1/2" | 15-1/2 - 20-1/2" | 23-1/4 - 33-1/2" |
| Backrest Height (above seat) | 23-3/4 - 26-1/2" | 23-3/4 - 26-1/2" | 23-3/4 - 26-1/2" |
| Arm Height (above seat)      |                  | 7 - 11"          | 7 - 11"          |
| Clearance Inside Arms        |                  | 17-1/2 - 20-1/2" | 17-1/2 - 20-1/2" |
| Overall Dimensions           |                  |                  |                  |
| Width                        | 27-1/2"          | 27-1/2"          | 27-1/2"          |
| Depth                        | 27-1/2"          | 27-1/2"          | 27-1/2"          |
| Height                       | 38-3/4 - 46-1/2" | 38-3/4 - 46-1/2" | 46-1/2 - 59-1/2" |
| Base diameter                | 26"              | 26"              | 26"              |

## SPECIFICATIONS

### Mechanism

A synchronous tilt mechanism using an adjustable steel compression spring inside a glass-reinforced nylon housing. Mechanism spring tension may be adjusted by turning a T-handle located at the front of the mechanism. The mechanism is controlled remotely by three sliding controls conveniently located under the sides of the seat pan. These control seat height, 7-position seat depth, and 4-position backrest tilt lock, respectively.

### Backrest

A glass-reinforced polypropylene backrest outer shell with a mesh front surface provides even support and contoured comfort. Twin locking paddles on the rear of the backrest allow the backrest (and lumbar contour) height to be adjusted to suit the user.

### Optional Lumbar Adjustment

A polyurethane foam pad hidden behind the mesh provides additional lumbar support. Its depth is adjusted via a 4-position sliding control on the back of the backrest.

### Seat

The plastic seat pan, foam, and upholstery are an assembly that is field-replaceable.

### Base

The 26" diameter five-blade base is available in color-matched glass-reinforced nylon or polished aluminum.

### Casters

Double wheel carpet casters or hard surface casters are available. Casters are Black with the exception of the carpet casters on the Cool Grey base, which are matching Cool Grey.

### Foot Ring

Task stools are equipped with an adjustable-height foot ring with black, die-cast aluminum hub and spokes, and an 18" diameter chrome-plated tubular steel ring.

### Optional 4D Adjustable Armrests

Black molded polyurethane arm cap is mounted to a glass-reinforced nylon arm post. The arms have 3" total of lateral adjustment, and 4" of vertical adjustment. In addition, the arm caps each have 2-1/2" of depth adjustment and pivot laterally with a range of +/-30°.

### Fabric Disclaimer

Fabric will be applied as swatched by the fabric manufacturer. Fabric that is required to be applied differently than is swatched will need a Special Cost Request written specifying the direction the fabric is to be applied. The posted standard lead time will apply to the Special Cost Request.



---



## INFORMATION

### Warranty

Refer to KI Terms & Conditions document  
or visit [ki.com](http://ki.com)

# 10 Days or Less Seating - Task

FourC™

|   | MODEL                   | Features   | MODEL NUMBER |                          |                          |                          |                          |                          |                          |                          |                          |
|---|-------------------------|--|--------------|--------------------------|--------------------------|--------------------------|--------------------------|--------------------------|--------------------------|--------------------------|--------------------------|
|   |                         |  | Basic Model  | Fire Code                | Lumbar                   | Base Finish              | Caster Type              | Poly Color               | Mesh Color               | Upholstery Color         |                          |
| <br>4C84 | <b>FourC Task Chair</b> | No Arm   | 4C84S0       | <input type="checkbox"/> | <input type="checkbox"/> | <input type="checkbox"/> | <input type="checkbox"/> | <input type="checkbox"/> | <input type="checkbox"/> | <input type="checkbox"/> |                          |
|   |                         | • Black mesh backrest<br>• Seat available in KI grade 1 fabrics<br>• Black frame, base and caster<br>• Synchrotilt comfort<br>• Standard seat depth adjustment<br>• Three-position back lock<br>• Height-adjustable backrest<br>• Armless or 4D arm option<br>• 300 pound rating | 4D Arm       | 4C84SC                   | <input type="checkbox"/> | <input type="checkbox"/> | <input type="checkbox"/> | <input type="checkbox"/> | <input type="checkbox"/> | <input type="checkbox"/> | <input type="checkbox"/> |
| <br>4C94 | <b>FourC Task Stool</b> | No Arm   | 4C94S0       | <input type="checkbox"/> | <input type="checkbox"/> | <input type="checkbox"/> | <input type="checkbox"/> | <input type="checkbox"/> | <input type="checkbox"/> | <input type="checkbox"/> |                          |
|   |                         | • Black mesh backrest<br>• Seat available in KI grade 1 fabrics<br>• Black frame, base and caster<br>• Synchrotilt comfort<br>• Standard seat depth adjustment<br>• Three-position back lock<br>• Height-adjustable backrest<br>• Armless or 4D arm option<br>• 300 pound rating | 4D Arm       | 4C94SC                   | <input type="checkbox"/> | <input type="checkbox"/> | <input type="checkbox"/> | <input type="checkbox"/> | <input type="checkbox"/> | <input type="checkbox"/> | <input type="checkbox"/> |
|   |                         |  | <b>A</b>     | <b>B</b>                 | <b>C</b>                 | <b>D</b>                 | <b>E</b>                 | <b>F</b>                 | <b>G</b>                 | <b>H</b>                 |                          |

## HOW TO ORDER

Indicate the following information on order form:

- Quantity of each item.
- Model number, including options. See "How To Build a Model Number".
- Any special service required.

Note: • The  indicates that a choice is required.

- The absence of the  indicates that no choice is required.
- Alpha-numeric characters in place of  indicate that no other alternatives are available.

## HOW TO BUILD A MODEL NUMBER

- A** Select basic model.
- B** Select fire code.  
NFR - Compliance to TB 117-2013
- C** Select lumbar support.  
NLS - No lumbar support
- D** Select base finish.  
P - Plastic Base
- E** Select caster option.  
CHC - Hard floor casters (black only)  
CCC - Carpet casters
- F** Select poly color.  
PBL - Black
- G** Select mesh color.  
DYCN - Carbon
- H** Select upholstery color.

### Grade 1 - Crosswalk

- 1LBZ - Blaze  
1LBL - Blue Lagoon  
1LCM - Crimson  
1LFG - Fatigue  
1LIV - Ivy  
1LLM - Lithium  
1LOX - Onyx  
1LSB - Sable  
1LTP - Taupe  
1LTQ - Turquoise

### Grade 1 - Metropolis

- 1MAZ - Azure  
1MDB - Dark Blue  
1MHE - Hearthstone  
1MIC - Icicle  
1MJD - Jade  
1MRT - Root  
1MSH - Shadow  
1MSG - Slate Grey  
1MSP - Spice  
1MSW - Steel Wool  
1MSM - Stream

### Grade 1 - Skyline

- 1KBA - Bermuda  
1KBN - Black  
1KCA - Cocoa  
1KGE - Grape  
1KIN - Iron  
1KLE - Lime  
1KMN - Melon  
1KMT - Midnight  
1KRR - Red Pepper  
1KSG - Sterling  
1KTY - Taffy

### Grade 1 - Streetscape

- 1SBE - Blue on Blue  
1SBN - Black & Tan  
1SCD - Cactus Sand  
1SHA - Hot Lava  
1SHB - Honeycomb  
1SRT - Rainforest  
1STO - Tuxedo

### Grade 1 - Zone

- 1ZBR - Brown Sugar



# 10 Days or Less Seating - Task

FourC™

| Approx.<br>Packaged<br>Weight | Delivered<br>Pricing<br>Fabric Grade<br>1 |
|-------------------------------|---|
| 25.0#                         | \$ 745                                    |
| 31.0#                         | 895                                       |

|       |        |
|-------|--------|
| 28.0# | \$ 873 |
| 34.0# | 1023   |

|      |             |
|------|-------------|
| 1ZCE | - Coffee    |
| 1ZCN | - Cordovan  |
| 1ZEN | - Evergreen |
| 1ZHE | - Haze      |
| 1ZJE | - Jade      |
| 1ZPK | - Peacock   |
| 1ZSL | - Steel     |

Other KI frame colors and fabric options are available outside the QSP Program with standard leadtimes.

## INFORMATION

### Order Quantity

Maximum FourC Order Quantity - 25 chairs

## SPECIAL SERVICES

### Special Carton Marking

With specially marked information N/C

### Shipping

Ships **assembled, FOB Tupelo, MS 38804, freight prepaid.** Freight class 125.

Specifications and prices are subject to change without prior notice.

# 10 Days or Less Seating - Task

Grazie® - General Information



Armless Task Chair (GPDNAP)



Armless Task Stool

## Features

|  |   |   |
|--|---|---|
| Poly or upholstered seat               | • | • |
| Ergonomic articulation (Perfect Pivot) | • | • |

## General Dimensions

|   |                   |                   |
|---|-------------------|-------------------|
| Seat width  | 18-1/2"           | 18-1/2"           |
| Seat depth  | 18-5/16"          | 18-5/16"          |
| Seat height (upholstered - add 1")<br>(stools with polished aluminum<br>base - subtract 1-3/4") | 17-1/2" - 22-1/2" | 22-1/2" - 32-3/4" |

## Overall Dimensions

|        |                   |                   |
|--------|-------------------|-------------------|
| Width  | 27-1/2"           | 27-1/2"           |
| Depth  | 27-1/2"           | 27-1/2"           |
| Height | 32-1/2" - 37-1/2" | 37-1/2" - 47-3/4" |

Arms to floor

## SPECIFICATIONS

### Underseat Structure

Support structure is die-drawn, 12-gauge steel plate. Fixed backrest mechanism structures are made from 1/2" diameter steel wire and attached by welding. Structure is finished with baked-on, electrostatically-applied, 30-degree gloss epoxy powder coating.

### Backrest, Seat and Shroud

Injection molded polypropylene.

### Backrest Articulation Mechanism

A pair of outer backrest supports formed from 1" diameter tubular steel are inserted into sockets molded into the backrest and secured with screws. The backrest assembly moves over molded thermoplastic slide bushings and is supported by steel coil springs. This mechanism allows the backrest to move through 15 degrees of movement, about an axis of rotation that is through the hips of the occupant.

### Optional Upholstered Seat

Urethane foam is attached to an injection-molded polypropylene liner board, then upholstered using a draw-string process. Seat foam is molded nominal 1" thickness.

### Base

26" injection-molded, glass-reinforced, nylon 5-blade base. A single paddle under the seat operates the height-adjusting pneumatic cylinder. Standard chair base and cylinder available in black. Standard stool base available in black. Standard stool cylinder available in black only.

Base color selection for black includes; black base, black cylinder and black carpet or hard floor casters.

### Casters

Casters are double-wheel, high-impact thermoplastic available with hard or soft wheel surface. Caster is always black.

### Foot Ring

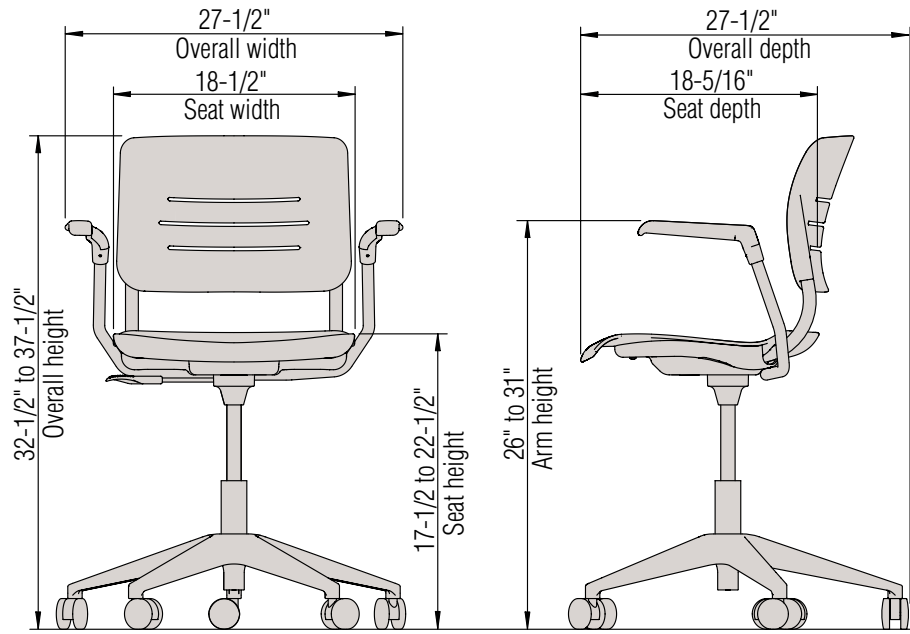
Task stools are equipped with an adjustable-height foot ring made with black die-cast aluminum hub and spokes with an 18" diameter chrome-plated tubular steel ring.

### Fabric Disclaimer

Fabric will be applied as swatched by the fabric manufacturer. Fabric that is required to be applied differently than is swatched will need a Special Cost Request written specifying the direction the fabric is to be applied. The posted standard lead time will apply to the Special Cost Request.

### Design

Designed by Giancarlo Piretti and manufactured in the USA by Krueger International, Inc. under license from Pro-Cord S.p.A





## INFORMATION

### Warranty

Refer to KI Terms & Conditions document or visit [ki.com](http://ki.com)

# 10 Days or Less Seating - Task

Grazie®

|   | MODEL   | Features         | MODEL NUMBER |                          |                          |                          |           |                          | Approx. Packaged Weight |
|---|---|------------------|--------------|--------------------------|--------------------------|--------------------------|-----------|--------------------------|-------------------------|
|   |   |                  | Basic Model  | Base Color               | Poly Seat & Back Color   | Casters                  | Fire Code | Upholstery Color         |                         |
|  | <b>Task Armless Chair</b>   | Polypropylene    | GPDNAP       | <input type="checkbox"/> | <input type="checkbox"/> | <input type="checkbox"/> | NFR       |                          | 33.0#                   |
|   | <ul style="list-style-type: none"> <li>Ergonomic articulation (Perfect Pivot)</li> <li>Height-adjusting pneumatic cylinder</li> <li>400 pound rating</li> </ul> | Upholstered Seat | GPDNAU       | <input type="checkbox"/> | <input type="checkbox"/> | <input type="checkbox"/> | NFR       | <input type="checkbox"/> | 36.0#                   |
| GPDP  |   |                  |              |                          |                          |                          |           |                          |                         |
| GPDU  |   |                  |              |                          |                          |                          |           |                          |                         |
|  | <b>Task Armless Stool</b>   | Polypropylene    | GPSNAP       | <input type="checkbox"/> | <input type="checkbox"/> | <input type="checkbox"/> | NFR       |                          | 38.0#                   |
|   | <ul style="list-style-type: none"> <li>Ergonomic articulation (Perfect Pivot)</li> <li>Height-adjusting pneumatic cylinder</li> <li>400 pound rating</li> </ul> | Upholstered Seat | GPSNAU       | <input type="checkbox"/> | <input type="checkbox"/> | <input type="checkbox"/> | NFR       | <input type="checkbox"/> | 41.0#                   |
| GPSP  |   |                  |              |                          |                          |                          |           |                          |                         |
| GPSU  |   |                  |              |                          |                          |                          |           |                          |                         |

**A**   **B**   **C**   **D**   **E**   **F**

## HOW TO ORDER

Indicate the following information on order form:

- Quantity of each item.
- Model number, including options. See "How To Build a Model Number".
- Any special service required.

Note: • The  indicates that a choice is required.

- The absence of the  indicates that no choice is required.
- Alpha-numeric characters in place of  indicate that no other alternatives are available.

## HOW TO BUILD A MODEL NUMBER

- A** Select basic model.
- B** Select base color.
  - BL** - Black
- C** Select poly seat and back color.
  - PBL** - Black
  - PGR** - Blue Grey
  - PCG** - Cool Grey
  - PND** - Nordic
  - PSP** - Surf's Up
- D** Select caster option.
  - C** - Carpet casters (black only)
  - S** - Hard floor casters (black only)
- E** Select fire code.
  - NFR** - Compliance to TB 117-2013
- F** Select quick ship fabric options.

Grade 1 - Crosswalk

- 1LBZ - Blaze
- 1LBL - Blue Lagoon
- 1LCM - Crimson
- 1LFG - Fatigue
- 1LIV - Ivy
- 1LLM - Lithium
- 1LOX - Onyx
- 1LSB - Sable
- 1LTP - Taupe
- 1LTQ - Turquoise

### Grade 1 - Metropolis

- 1MAZ - Azure
- 1MDB - Dark Blue
- 1MHE - Hearthstone
- 1MIC - Icicle
- 1MJD - Jade
- 1MRT - Root
- 1MSH - Shadow
- 1MSG - Slate Grey
- 1MSP - Spice
- 1MSW - Steel Wool
- 1MSM - Stream

Grade 1 - Skyline

- 1KBA - Bermuda
- 1KBN - Black
- 1KCA - Cocoa
- 1KGE - Grape
- 1KIN - Iron
- 1KLE - Lime
- 1KMN - Melon
- 1KMT - Midnight
- 1KRR - Red Pepper
- 1KSG - Sterling
- 1KTY - Taffy

### Grade 1 - Streetscape

- 1SBE - Blue on Blue
- 1SBN - Black & Tan
- 1SCD - Cactus Sand
- 1SHA - Hot Lava
- 1SHB - Honeycomb
- 1SRT - Rainforest
- 1STO - Tuxedo

### Grade 1 - Zone

- 1ZBR - Brown Sugar
- 1ZCE - Coffee
- 1ZCN - Cordovan





# 10 Days or Less Seating - Task

Grazie®

| Delivered Pricing | Delivered Pricing | Fabric Grade |
|-------------------|-------------------|--------------|
| \$ 502            |                   | 1            |
| N/A               |                   | 619          |
| <hr/>             |                   |              |
| \$ 580            |                   |              |
| N/A               |                   | 697          |

|      |             |
|------|-------------|
| 1ZEN | - Evergreen |
| 1ZHE | - Haze      |
| 1ZJE | - Jade      |
| 1ZPK | - Peacock   |
| 1ZSL | - Steel     |

Other KI frame colors and fabric options are available outside the QSP Program with standard leadtimes.

### INFORMATION

#### Order Quantity

Maximum Grazie® Order Quantity - 25 chairs

### SPECIAL SERVICES

#### Special Carton Marking

With specially marked information N/C

#### Shipping

Ships **knocked down, FOB Green Bay, WI 54302, freight prepaid.** Freight class 100.

Specifications and prices are subject to change without prior notice.

# 10 Days or Less Seating - Task

Impress® - General Information



Task Chair (KI62/JR69)

## Features

|                                  |   |
|----------------------------------|---|
| Free-floating back               | • |
| Seat slide                       | • |
| Back height adjustable           | • |
| 3 position back lock             | • |
| 2-1/2" thick foam cushioned seat | • |

## General Dimensions

|                          |                   |
|--------------------------|-------------------|
| Seat width               | 20-1/2"           |
| Seat depth               | 18"               |
| Seat height              | 17-3/4" - 22-1/4" |
| Back width               | 20"               |
| Back height (above seat) | 19-1/2" - 22-1/2" |

## Overall Dimensions

|        |           |
|--------|-----------|
| Width  | 26"       |
| Height | 37" - 45" |



4D T-Arm  
(JR69)

## SPECIFICATIONS

### Mechanism

A stamped steel dual housing forms a sturdy cradle for the seat. There are two control levers. One lever actuates the pneumatic cylinder, which adjusts the seat height with infinite selection within the range (KI62). One lever locks the chair in several positions or actuates the free-floating mode. The synchronized 2:1 free floating mode has adjustments of 8° on seat and 16° on back.

### Backrest

The injection molded plastic board has embedded inserts for mounting. The board is covered with contoured molded high-resilient foam and upholstered with fabric. A textured black shroud covers the rear side. An easy-to-operate mechanism is installed on the back board for adjusting the back height (3").

### Seat

Constructed of a 1/2" thick, saddle shape plywood with 2-1/2" molded high-resilient foam and upholstered with fabric. The entire seat assembly is mounted to the mechanism by four screws.

### Seat Slide

Double spring-loaded: side-mounted, easy-to-use control. Adjustment range of 3.1" (18" - 21.1")

### Pedestal Base

The black 26" diameter, five-blade base is made of reinforced nylon.

### Carpet Casters

The double 55mm diameter black wheels are molded of high-impact thermoplastic and are housed in a high impact frame. Hard floor casters are available.

### 4D T-Arm (JR69)

Two-way adjustable width/height. Forward-slanting T-arms with ergonomic, maximum-

mobility arm top (button-activated arm pad; 1" lateral, 2" forward and back, and diagonal adjustability.) Adjustable height range of 4.25". Adjustable width range of 1.75" each side.

## INFORMATION

### Fabric Disclaimer

Fabric will be applied as swatched by the fabric manufacturer. Fabric that is required to be applied differently than is swatched will need a Special Cost Request written specifying the direction the fabric is to be applied. The posted standard lead time will apply to the Special Cost Request.



---


## INFORMATION

### Warranty

Refer to KI Terms & Conditions document  
or visit [ki.com](http://ki.com)

# 10 Days or Less Seating - Task

Impress®

| MODEL  | Features | MODEL NUMBER |             |            |            |                          |   | Approx. Packaged Weight |
|--|----------|--------------|-------------|------------|------------|--------------------------|---|-------------------------|
|  |          | Basic Model  | Memory Foam | Seat Slide | Back Panel | Base                     | Uph. Color  |                         |
|  <p><b>Impress® Task Chair</b></p> <ul style="list-style-type: none"> <li>• Upholstered seat and back</li> <li>• 2-1/2" thick foam cushioned seat</li> <li>• Synchrotilt</li> <li>• 275 pound rating</li> </ul> | No Arm   | KI62/NA      | NF          | SLD        | POLY       | <input type="checkbox"/> | <input type="checkbox"/> <input type="checkbox"/> <input type="checkbox"/> <input type="checkbox"/> | 42.0#                   |
|  | 4D T-Arm | KI62/JR69    | NF          | SLD        | POLY       | <input type="checkbox"/> | <input type="checkbox"/> <input type="checkbox"/> <input type="checkbox"/> <input type="checkbox"/> | 42.0#                   |
|  |          |              |             |            |            |                          |   |                         |
|  |          |              |             |            |            |                          |   |                         |
|  |          |              |             |            |            |                          |   |                         |
|  |          |              |             |            |            |                          |   |                         |
|  |          |              |             |            |            |                          |   |                         |
|  |          |              |             |            |            |                          |   |                         |

IMPR

**A**   **B**   **C**   **D**   **E**   **F**

## HOW TO ORDER

Indicate the following information on order form:

1. Quantity of each item.
2. Model number, including options. See "How To Build a Model Number".
3. Any special service required.

Note: • The  indicates that a choice is required.

- The absence of the  indicates that no choice is required.
- Alpha-numeric characters in place of  indicate that no other alternatives are available.

## HOW TO BUILD A MODEL NUMBER

- A** Select basic model.  
\_\_\_\_\_
- B** Select memory foam.  
**NF** - No memory foam
- C** Select seat option.  
**SLD** - Sliding seat
- D** Select back panel.  
**POLY** - Poly back (standard)
- E** Select base option.  
**C** - Carpet casters  
**S** - Hard floor casters
- F** Select quick ship fabric options.

- Grade 1 - Skyline**
- 1KBN - Black
  - 1KMT - Midnight
  - 1KRR - Red Pepper
  - 1KSG - Sterling
  - 1KTY - Taffy

### Soft Knit™

- BALTIC - Soft Knit Baltic
- CAPPUCCINO - Soft Knit Cappuccino
- FLINT - Soft Knit Flint
- MONARCH - Soft Knit Monarch
- SMOKE - Soft Knit Smoke
- WINE - Soft Knit Wine
- XANADU - Soft Knit Xanadu

Other KI frame colors and fabric options are available outside the QSP Program with standard leadtimes.

## INFORMATION

**Order Quantity**  
Maximum Impress® Order Quantity - 25 chairs



# 10 Days or Less Seating - Task

Impress®

Delivered  
Pricing  
Fabric Grade  
Soft Knit™

\$ 824  
1055

Delivered  
Pricing  
Fabric Grade  
1

\$ 680  
912

## SPECIAL SERVICES

### Special Carton Marking

With specially marked information N/C

### Shipping

Ships **knocked down, FOB Ontario, CA 91761, freight prepaid.** Freight class 125.

Specifications and prices are subject to change without prior notice.

# 10 Days or Less Seating - Task

Impress® Ultra - General Information



4D T-Arm Task Chair (KI78/JR69)

## Features

|                                  |   |
|----------------------------------|---|
| Free-floating back               | • |
| Seat slide                       | • |
| Back height adjustable           |   |
| 3 position back lock             | • |
| 2-1/2" thick foam cushioned seat | • |

## General Dimensions

|                          |               |
|--------------------------|---------------|
| Seat width               | 20-1/2"       |
| Seat depth               | 18" - 19-1/2" |
| Seat height              | 17-3/4" - 23" |
| Back width               | 20"           |
| Back height (above seat) | 19"           |

## Overall Dimensions

|        |           |
|--------|-----------|
| Width  | 26"       |
| Height | 35" - 43" |



4D T-Arm  
(JR69)

## SPECIFICATIONS

### Mechanism

Stamped steel dual housing forms a sturdy cradle for the seat. There are two control levers. One lever actuates the pneumatic cylinder. One lever locks the chair at several positions or actuates the free-floating mode. The synchronized 2:1 free-floating mode has adjustments of 8° on seat and 16° on back.

### Backrest

Nylon with fiberglass reinforced frame. Back mesh material is polyethylene elastomeric with polyester.

### Back Height

An easy-to-operate mechanism is installed on the back board for adjusting back height 3" (Mid-back model only).

### Seat Slide

Double spring-loaded: side-mounted, easy-to-use control. Adjustment range of 3.1" (18" - 21.1").

### Seat

Constructed of a 1/2" thick, saddle-shaped plywood with 2-1/2" thick, molded, high-resilient foam and upholstered. The entire seat assembly is mounted to the mechanism by 4 screws.

### Base

26" black diameter, five-blade reinforced nylon base.

### Carpet Casters

The double 55mm diameter black wheels are molded of high-impact thermoplastic and are housed in a high-impact frame. Hard floor casters are available.

### 4D T-Arm (JR69)

Two-way adjustable width/height. Forward-slanting T-arms with ergonomic, maximum-mobility arm top (button-activated arm pad; 1" lateral, 2" forward and back, and diagonal adjustability.) Adjustable height range of 4.25". Adjustable width range of 1.75" each side.

## INFORMATION

### Fabric Disclaimer

Fabric will be applied as swatched by the fabric manufacturer. Fabric that is required to be applied differently than is swatched will need a Special Cost Request written specifying the direction the fabric is to be applied. The posted standard lead time will apply to the Special Cost Request.



# 10 Days or Less Seating - Task

Impress® Ultra - General Information

---

---



## INFORMATION

### Warranty

Refer to KI Terms & Conditions document  
or visit [ki.com](http://ki.com)

# 10 Days or Less Seating - Task

Impress® Ultra

| Features   | MODEL NUMBER     |             |            |          |            |      |                          |                  |  | Approx. Packaged Weight |
|--|------------------|-------------|------------|----------|------------|------|--------------------------|------------------|--|-------------------------|
|  | Basic Model      | Memory Foam | Seat Slide | Headrest | Back Panel | Base | Seat Height              | Upholstery Color |  |                         |
|  <p>IMPR<br/>Impress® Ultra Task Chair - Mid Back</p> <ul style="list-style-type: none"> <li>• Synchrotilt</li> <li>• Black mesh backrest</li> <li>• Upholstered seat</li> <li>• 2-1/2" thick foam cushioned seat</li> <li>• Back height adjustment</li> <li>• 275 pound rating</li> </ul>      | No Arm           | KI74/NA     | NF         | SLD      |            | BL   | <input type="checkbox"/> | NS               | <input type="checkbox"/> <input type="checkbox"/> <input type="checkbox"/> <input type="checkbox"/> <input type="checkbox"/> <input type="checkbox"/> <input type="checkbox"/> <input type="checkbox"/> <input type="checkbox"/> <input type="checkbox"/> <input type="checkbox"/> | 46.0#                   |
|  | Adjustable T-Arm | KI74/JR39   | NF         | SLD      |            | BL   | <input type="checkbox"/> | NS               | <input type="checkbox"/> <input type="checkbox"/> <input type="checkbox"/> <input type="checkbox"/> <input type="checkbox"/> <input type="checkbox"/> <input type="checkbox"/> <input type="checkbox"/> <input type="checkbox"/> <input type="checkbox"/> <input type="checkbox"/> | 54.0#                   |
|  | 4D T-Arm         | KI74/JR69   | NF         | SLD      |            | BL   | <input type="checkbox"/> | NS               | <input type="checkbox"/> <input type="checkbox"/> <input type="checkbox"/> <input type="checkbox"/> <input type="checkbox"/> <input type="checkbox"/> <input type="checkbox"/> <input type="checkbox"/> <input type="checkbox"/> <input type="checkbox"/> <input type="checkbox"/> | 54.0#                   |
|  <p>IMPR<br/>Impress® Ultra Task Chair - High Back</p> <ul style="list-style-type: none"> <li>• Black mesh backrest</li> <li>• Upholstered seat</li> <li>• 2-1/2" thick foam cushioned seat</li> <li>• Synchrotilt</li> <li>• No back height adjustment</li> <li>• 275 pound rating</li> </ul> | No Arm           | KI78/NA     | NF         | SLD      | NH         | BL   | <input type="checkbox"/> | NS               | <input type="checkbox"/> <input type="checkbox"/> <input type="checkbox"/> <input type="checkbox"/> <input type="checkbox"/> <input type="checkbox"/> <input type="checkbox"/> <input type="checkbox"/> <input type="checkbox"/> <input type="checkbox"/> <input type="checkbox"/> | 54.0#                   |
|  | Adjustable T-Arm | KI78/JR39   | NF         | SLD      | NH         | BL   | <input type="checkbox"/> | NS               | <input type="checkbox"/> <input type="checkbox"/> <input type="checkbox"/> <input type="checkbox"/> <input type="checkbox"/> <input type="checkbox"/> <input type="checkbox"/> <input type="checkbox"/> <input type="checkbox"/> <input type="checkbox"/> <input type="checkbox"/> | 62.0#                   |
|  | 4D T-Arm         | KI78/JR69   | NF         | SLD      | NH         | BL   | <input type="checkbox"/> | NS               | <input type="checkbox"/> <input type="checkbox"/> <input type="checkbox"/> <input type="checkbox"/> <input type="checkbox"/> <input type="checkbox"/> <input type="checkbox"/> <input type="checkbox"/> <input type="checkbox"/> <input type="checkbox"/> <input type="checkbox"/> | 62.0#                   |

**A**   **B**   **C**   **D**   **E**   **F**   **G**   **H**

## HOW TO ORDER

Indicate the following information on order form:

1. Quantity of each item.
2. Model number, including options. See "How To Build a Model Number".
3. Any special service required.

Note: • The  indicates that a choice is required.

- The absence of the  indicates that no choice is required.
- Alpha-numeric characters in place of  indicate that no other alternatives are available.

## HOW TO BUILD A MODEL NUMBER

- A** Select basic model.
- B** Select memory foam.  
**NF** - No memory foam  
 Memory foam for seat only.
- C** Select seat option.  
**SLD** - Sliding seat
- D** Select headrest.  
**NH** - No headrest (standard)
- E** Select back panel.  
**BL** - Black
- F** Select base option.  
**C** - Carpet casters  
**S** - Hard floor casters
- G** Select seat height.  
**NS** - Standard height (17 3/4"-22 1/4")

**H** Select upholstery grade/color.

### Grade 1 - Skyline

- 1KBN - Black
- 1KMT - Midnight
- 1KRR - Red Pepper
- 1KSG - Sterling
- 1KTY - Taffy

### Soft Knit™

- BALTIC - Soft Knit Baltic
- CAPPUCCINO - Soft Knit Cappuccino
- FLINT - Soft Knit Flint
- MONARCH - Soft Knit Monarch
- SMOKE - Soft Knit Smoke
- WINE - Soft Knit Wine
- XANADU - Soft Knit Xanadu

Other KI frame colors and fabric options are available outside the QSP Program with standard leadtimes.

## INFORMATION

### Order Quantity

Maximum Impress® Order Quantity - 25 chairs





# 10 Days or Less Seating - Task

Impress® Ultra

Delivered  
Pricing  
Fabric Grade  
Soft Knit™

Delivered  
Pricing  
Fabric Grade  
1

\$ 817  
984  
1054

\$ 817  
984  
1054

\$ 817  
984  
1054

\$ 817  
984  
1054

## SPECIAL SERVICES

### Special Carton Marking

With specially marked information N/C

### Shipping

Ships **knocked down, FOB Ontario, CA 91761, freight prepaid.** Freight class 125.

Specifications and prices are subject to change without prior notice.

# 10 Days or Less Seating - Task

Oath™ - General Information



Armless Task Chair  
(OH84QO)



Arm Task Chair  
(OH84QB)

| Features                                    |               |                   |
|---|---------------|-------------------|
| Self-weighting (weight-activated) mechanism | •             | •                 |
| Height adjustable arms                      |               | •                 |
| Black nylon base                            | •             | •                 |
| 300 lb weight rating                        | •             | •                 |
| Black or Cool Grey Mesh Back                | •             | •                 |
| General Dimensions                          |               |                   |
| Seat width                                  | 20"           | 20"               |
| Seat depth                                  | 19"           | 19"               |
| Seat height                                 | 16-1/2" - 21" | 16-1/2" - 21"     |
| Back width                                  | 18"           | 18"               |
| Back height (above seat)                    | 23"           | 23"               |
| Inside arm distance                         |               | 19 1/2"           |
| Arm height (from floor)                     |               | 23-1/2" - 30-1/2" |
| Overall Dimensions                          |               |                   |
| Width                                       | 27-1/2"       | 27-1/2"           |
| Depth                                       | 26"           | 26"               |
| Height                                      | 39-1/2" - 44" | 39-1/2" - 44"     |
| Base  | 26" DIA       | 26" DIA           |

## SPECIFICATIONS

### Seat

Dual molded urethane foams and plywood seat board are upholstered using a draw-string method and finished with a black plastic under-shroud.

### Mechanism

A self-weighting mechanism passively adjusts backrest tilt tension based on occupant weight. The mechanism is made of stamped steel with a black plastic trim cover. One lever operates the height-adjust cylinder. A second lever allows the backrest tilt mechanism to move freely or locks it in one of four positions.

### Backrest

A reinforced black nylon frame with mesh insert.

### Armrests

Optional height-adjustable arms (2 -1/2" range) are molded in black reinforced plastic with molded black polyurethane arm caps.

Armrests mount directly to the seat board.

### Base

26" Diameter, 5-blade base made from reinforced black nylon.

### Casters

Dual-wheel carpet casters are molded in reinforced plastic.

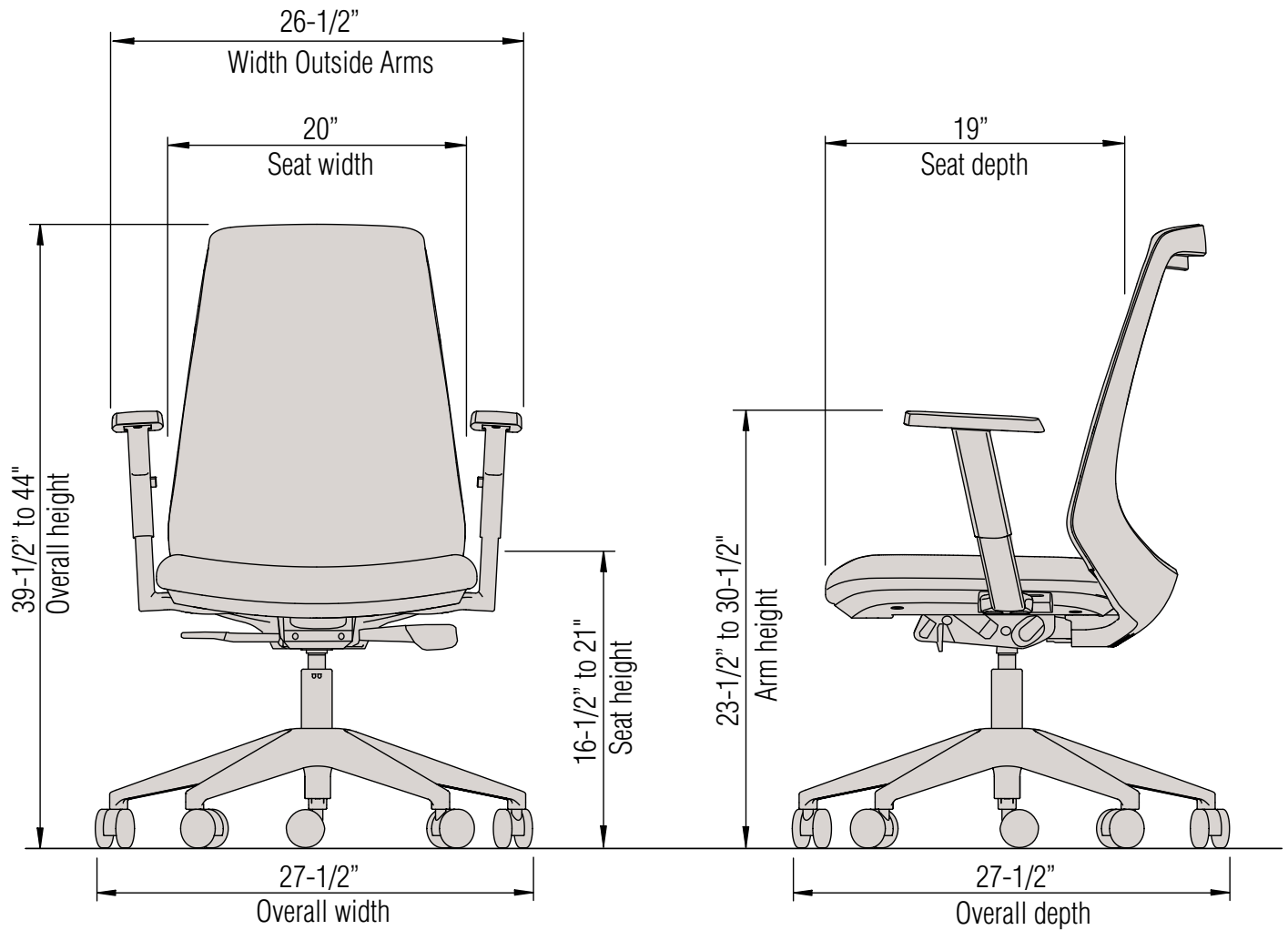
### Fabric Disclaimer

Fabric will be applied as swatched by the fabric manufacturer. Fabric that is required to be applied differently than is swatched will need a Special Cost Request written specifying the direction the fabric is to be applied. The posted standard lead time will apply to the Special Cost Request.



# 10 Days or Less Seating - Task

Oath™ - General Information



## INFORMATION

### Warranty

Refer to KI Terms & Conditions document or visit [ki.com](http://ki.com)

# 10 Days or Less Seating - Task

Oath™ - General Information

## Oath Task Chair

Easy adjustments optimize ergonomic comfort

**Lumbar Support** - built-in lumbar support automatically adjusts to the user for comfort.

**Seat Height** - To lower, lift the lever while seated - to raise, lift the lever with your weight off the seat. Proper seat height allows your feet to be firmly supported by the floor - hips will be parallel to or slightly above your knees.

**300 Pound Weight Rating** - chair tested to 300 pound weight rating for increased strength.



**Back Tension** - weight-activated motion is designed to adjust the recline tension as you move - when you recline, the seat lifts your weight and provides the correct amount of tension.



**Arm Height** - push button (located inside arm support) to raise and lower the height of the armrests to support forearms and keep shoulders relaxed.

**Back Position** - push lever backward to unlock the back tilt position and move freely. Push lever forward to lock the back in one of four upright positions.



# 10 Days or Less Seating - Task

Oath™

| MODEL  | MODEL NUMBER |           |             |             |            |   | Approx. Packaged Weight |
|--|--------------|-----------|-------------|-------------|------------|---|-------------------------|
|  | Basic Model  | Fire Code | Base Finish | Caster Type | Mesh Color | Upholstery Color  |                         |
|  <p><b>OH84</b></p> <p><b>Armless Task Chair</b></p> <ul style="list-style-type: none"> <li>• Self-weighting (weight-activated) mechanism</li> <li>• Mesh backrest</li> <li>• Upholstered seat</li> <li>• 300 pound rating</li> </ul>                               | OH84Q0       | NFR       | P           | CC          | OMBL       | <input type="checkbox"/> <input type="checkbox"/> <input type="checkbox"/> <input type="checkbox"/> | 31.0#                   |
|  |              |           |             |             |            |   |                         |
|  |              |           |             |             |            |   |                         |
|  |              |           |             |             |            |   |                         |
|  |              |           |             |             |            |   |                         |
|  <p><b>OH84</b></p> <p><b>Arm Task Chair</b></p> <ul style="list-style-type: none"> <li>• Self-weighting (weight-activated) mechanism</li> <li>• Mesh backrest</li> <li>• Upholstered seat</li> <li>• Height adjustable arms</li> <li>• 300 pound rating</li> </ul> | OH84QB       | NFR       | P           | CC          | OMBL       | <input type="checkbox"/> <input type="checkbox"/> <input type="checkbox"/> <input type="checkbox"/> | 32.5#                   |
|  |              |           |             |             |            |   |                         |
|  |              |           |             |             |            |   |                         |
|  |              |           |             |             |            |   |                         |
|  |              |           |             |             |            |   |                         |
|  |              | <b>A</b>  | <b>B</b>    | <b>C</b>    | <b>D</b>   | <b>E</b>  | <b>F</b>                |

## HOW TO ORDER

Indicate the following information on order form:

1. Quantity of each item.
2. Model number, including options. See "How To Build a Model Number".
3. Any special service required.

Note: • The  indicates that a choice is required.

- The absence of the  indicates that no choice is required.
- Alpha-numeric characters in place of  indicate that no other alternatives are available.

## HOW TO BUILD A MODEL NUMBER

- A** Select basic model.  
**NFR** - Compliance to TB 117-2013
- B** Select fire code.  
**NFR** - Compliance to TB 117-2013
- C** Select base finish.  
**P** - Black plastic base
- D** Select caster option.  
**CC** - Carpet casters
- E** Select backrest mesh color.  
**OMBL** - Black
- F** Select upholstery grade/color.

### Grade 1 - Crosswalk

|      |               |
|------|---------------|
| 1LBZ | - Blaze       |
| 1LBL | - Blue Lagoon |
| 1LCM | - Crimson     |
| 1LFG | - Fatigue     |
| 1LIV | - Ivy         |
| 1LLM | - Lithium     |
| 1LOX | - Onyx        |

|      |             |
|------|-------------|
| 1LSB | - Sable     |
| 1LTP | - Taupe     |
| 1LTQ | - Turquoise |

### Grade 1 - Metropolis

|      |               |
|------|---------------|
| 1MAZ | - Azure       |
| 1MDB | - Dark Blue   |
| 1MHE | - Hearthstone |
| 1MIC | - Icicle      |
| 1MJD | - Jade        |
| 1MRT | - Root        |
| 1MSH | - Shadow      |
| 1MSG | - Slate Grey  |
| 1MSP | - Spice       |
| 1MSW | - Steel Wool  |
| 1MSM | - Stream      |

### Grade 1 - Skyline

|      |           |
|------|-----------|
| 1KBA | - Bermuda |
| 1KBN | - Black   |
| 1KCA | - Cocoa   |
| 1KGE | - Grape   |
| 1KIN | - Iron    |
| 1KLE | - Lime    |
| 1KMN | - Melon   |

|      |              |
|------|--------------|
| 1KMT | - Midnight   |
| 1KRR | - Red Pepper |
| 1KSG | - Sterling   |
| 1KTY | - Taffy      |

### Grade 1 - Streetscape

|      |                |
|------|----------------|
| 1SBE | - Blue on Blue |
| 1SBN | - Black & Tan  |
| 1SCD | - Cactus Sand  |
| 1SHA | - Hot Lava     |
| 1SHB | - Honeycomb    |
| 1SRT | - Rainforest   |
| 1STO | - Tuxedo       |

### Grade 1 - Zone

|      |               |
|------|---------------|
| 1ZBR | - Brown Sugar |
| 1ZCE | - Coffee      |
| 1ZCN | - Cordovan    |
| 1ZEN | - Evergreen   |
| 1ZHE | - Haze        |
| 1ZJE | - Jade        |
| 1ZPK | - Peacock     |
| 1ZSL | - Steel       |



# 10 Days or Less Seating - Task Oath™

Delivered  
Pricing  
Fabric Grade  
1  
\$ 478

\$ 578

Other KI frame colors and fabric options are available outside the QSP Program with standard leadtimes.

#### INFORMATION

**Order Quantity**  
Maximum Oath™ Order Quantity - 25 chairs

#### SPECIAL SERVICES

##### Special Carton Marking

With specially marked information N/C

##### Shipping

Ships **knocked down, FOB Tupelo, MS 38804, freight prepaid.** Freight class 250.

Specifications and prices are subject to change without prior notice.

# 10 Days or Less Seating - Stack

Doni® General Information



Armless Four-Leg Chair



Armless Four-Leg Chair with Casters



Armless Sled Base Chair



Transport Dolly

| Features                         |                      |                      |                      |         |
|----------------------------------|----------------------|----------------------|----------------------|---------|
| Stackable                        | •                    | •                    | •                    |         |
| Poly or upholstered seat         | •                    | •                    | •                    |         |
| General Dimensions               |                      |                      |                      |         |
| Seat width                       | 19-1/4"              | 19-1/4"              | 19-1/4"              |         |
| Seat depth                       | 18-3/4"              | 18-3/4"              | 18-3/4"              |         |
| Seat height (upholstered add 1") | 18"                  | 18"                  | 18"                  |         |
| Overall Dimensions               |                      |                      |                      |         |
| Width                            | 22-1/4"              | 23-1/4"              | 22-1/4"              | 23-3/4" |
| Depth                            | 21-1/2"              | 22-1/8"              | 22-1/8"              | 35-1/2" |
| Height                           | 33-3/4"              | 33-3/4"              | 33-3/4"              | 62-1/4" |
| Arms to floor                    |                      |                      |                      |         |
| Stacking on Dolly                |                      |                      |                      |         |
| Overall width                    | 25"                  | 25"                  | 25"                  |         |
| Overall depth                    | 42"                  | 42"                  | 42"                  |         |
| Quantity/height - poly           | 12 Chairs / 69" High | 12 Chairs / 69" High | 12 Chairs / 69" High |         |
| Quantity/height - upholstered    | 6 Chairs / 50" High  | 6 Chairs / 50" High  | 6 Chairs / 50" High  |         |
| Stacking on Floor                |                      |                      |                      |         |
| Width                            | 22-1/4"              | 23-1/4"              | 22"                  |         |
| Depth                            | 34"                  | 34"                  | 34"                  |         |
| Quantity/height                  | 6 Chairs / 49" High  | 6 Chairs / 49" High  | 6 Chairs / 49" High  |         |

## SPECIFICATIONS

### Seat Shell and Backrest Articulation Mechanism

The backrest and seat are injection-molded polypropylene. The seat and backrest are joined by a pair of hidden articulation mechanisms, each consisting of a 14-gauge steel housing, twin 7-gauge levers, and steel coil springs. While maintaining a one-piece shell appearance, this mechanism allows the backrest to recline up to 17 degrees of motion.

### Optional Upholstered Seat

Urethane foam is attached to an injection-molded polypropylene liner board, then upholstered using a draw-string process. Seat foam is molded nominal 1" thickness.

### 4-Leg and Caster Frame

Legs are 7/8" o.d. x 13-gauge tubular steel. A single ring of 1/2" diameter steel wire forms the crossmember. All joints are welded. An optional wallsaver configuration

is available. The wallsaver configuration maintains 1/2" gap between backrest and wall by locking the backrest mechanisms in the upright position.

### Sled Frame

Sled side frames are made from 3/4" o.d. x 13-gauge tubular steel. A single ring of 1/2" diameter steel wire forms the crossmember. All joints are welded.

### Frame Finish

Frames are finished in either baked-on, electrostatically-applied 30 degree gloss epoxy powder-coat paint or bright nickel-chrome plating.

### Glides

The bottom ends of the 4-leg chair tubes are formed to be vertical where they meet the floor. The leg tubes are capped with polypropylene end caps matching the leg color (except chrome, hammertone, and metallic finishes which use black caps).

Optional glides for the leg chairs have a bright steel surface or plastic glides. Optional glides for the sled base are co-extruded to provide a softer, non-skid surface to protect the floor, but do not glide.

Sled base chairs are also available with black nylon (plastic), stainless steel, or non-marring (clear nylon) glides.

### Casters

4-leg chairs may be ordered with casters instead of glides. Casters are 50mm o.d. double-wheel, high-impact thermoplastic available with hard or soft wheel surface, in black only.

### Gangers

Optional gangers are available on armless 4-leg and sled base chairs only. Gangers are made of chrome-plated 3/16" diameter steel wire mounted to the chair with an injection-molded nylon hub.

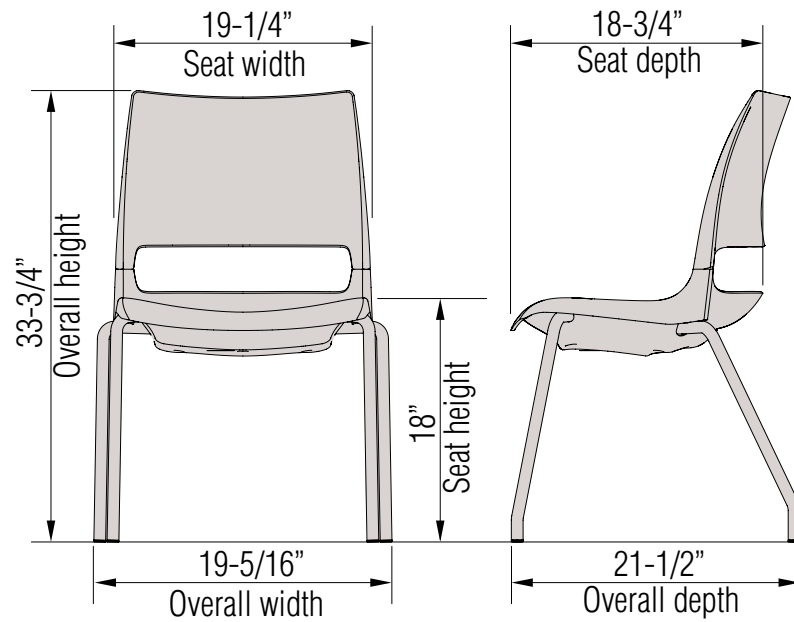
### Transport Dolly

Frame construction is welded tubular steel with a black powder-coated finish and 5" wheels (two swivel and two fixed). The dolly fits 4-leg and sled base chairs and has a capacity of 12 poly chairs or 6 upholstered.

### Design

Designed by Giancarlo Piretti and manufactured in the USA by Krueger International, Inc. under license from Pro-Cord S.p.A





Doni Stack Chair

**INFORMATION****Warranty**

Refer to KI Terms & Conditions document or visit [ki.com](http://ki.com)

# 10 Days or Less Seating - Stack

Doni®



DN11  
DN12  
DN1A  
DN1B

**Four-Leg Armless Chair**

- Solid or two-tone colored shell
- 17 degrees of hip articulation
- Stacks 12 high on dolly (6 with upholstery). 6 high on floor.
- 400 pound approved

| Features                      | MODEL NUMBER |           |   |   |                          |   |   | Approx. Packaged Weight |
|-------------------------------|--------------|-----------|---|---|--------------------------|---|---|-------------------------|
|                               | Basic Model  | Fire Code | Poly Solid Color                                  | Poly Outside/Inside Color   | Frame Color              | Glide Option                                      | Upholstery Color  |                         |
| Solid Color, Polypropylene    | DN1100       | NFR       | <input type="checkbox"/> <input type="checkbox"/> |   | <input type="checkbox"/> | <input type="checkbox"/> <input type="checkbox"/> |   | 19.0#                   |
| Solid Color, Upholstered Seat | DN1200       | NFR       | <input type="checkbox"/> <input type="checkbox"/> |   | <input type="checkbox"/> | <input type="checkbox"/> <input type="checkbox"/> | <input type="checkbox"/> <input type="checkbox"/> <input type="checkbox"/> <input type="checkbox"/> | 21.5#                   |
| Two-Tone, Polypropylene       | DN1A00       | NFR       |   | <input type="checkbox"/> <input type="checkbox"/> <input type="checkbox"/> <input type="checkbox"/> | <input type="checkbox"/> | <input type="checkbox"/> <input type="checkbox"/> |   | 19.0#                   |
| Two-Tone, Upholstered Seat    | DN1B00       | NFR       |   | <input type="checkbox"/> <input type="checkbox"/> <input type="checkbox"/> <input type="checkbox"/> | <input type="checkbox"/> | <input type="checkbox"/> <input type="checkbox"/> | <input type="checkbox"/> <input type="checkbox"/> <input type="checkbox"/> <input type="checkbox"/> | 21.5#                   |
|                               |              |           |   |   |                          |   |   |                         |
|                               |              |           |   |   |                          |   |   |                         |
|                               |              |           |   |   |                          |   |   |                         |
|                               |              |           |   |   |                          |   |   |                         |
|                               |              |           |   |   |                          |   |   |                         |
|                               |              |           |   |   |                          |   |   |                         |
|                               |              |           |   |   |                          |   |   |                         |

**A B C D E F G**

**HOW TO ORDER**

Indicate the following information on order form:

1. Quantity of each item.
2. Model number, including options. See "How To Build a Model Number".
3. Any special service required.

Note: • The  indicates that a choice is required.

- The absence of the  indicates that no choice is required.
- Alpha-numeric characters in place of  indicate that no other alternatives are available.

**HOW TO BUILD A MODEL NUMBER**

- A** Select basic model.
  - PGR** - Blue Grey
  - PCG** - Cool Grey
  - PFN** - Flannel
  - PND** - Nordic
- B** Select fire code.
  - NFR** - Compliance to TB 117-2013
- C** Select solid poly color.
  - OGR/ICG** - Outside Blue Grey/Inside Cool Grey
  - OGR/ICO** - Outside Blue Grey/Inside Cottonwood
  - OND/ICG** - Outside Nordic/Inside Cool Grey
- D** Select outside/inside poly color.
  - OGR/ICG** - Outside Blue Grey/Inside Cool Grey
  - OGR/ICO** - Outside Blue Grey/Inside Cottonwood
  - OND/ICG** - Outside Nordic/Inside Cool Grey
- E** Select frame color.
  - BL** - Black
  - CH** - Chrome
  - SX** - Starlight Silver Metallic

- F** Select glide option.
  - GPL** - Plastic glides
  - GSL** - Steel glides

**G** Select upholstery grade/color.

- Grade 1 - Crosswalk**
  - 1LBZ - Blaze
  - 1LBL - Blue Lagoon
  - 1LCM - Crimson
  - 1LFG - Fatigue
  - 1LIV - Ivy
  - 1LLM - Lithium
  - 1LOX - Onyx
  - 1LSB - Sable
  - 1LTP - Taupe
  - 1LTQ - Turquoise

- Grade 1 - Metropolis**
  - 1MAZ - Azure
  - 1MDB - Dark Blue
  - 1MHE - Hearthstone
  - 1MIC - Icicle
  - 1MJD - Jade

- 1MRT - Root
- 1MSH - Shadow
- 1MSG - Slate Grey
- 1MSP - Spice
- 1MSW - Steel Wool
- 1MSM - Stream

- Grade 1 - Skyline**
  - 1KBA - Bermuda
  - 1KBN - Black
  - 1KCA - Cocoa
  - 1KGE - Grape
  - 1KIN - Iron
  - 1KLE - Lime
  - 1KMN - Melon
  - 1KMT - Midnight
  - 1KRR - Red Pepper
  - 1KSG - Sterling
  - 1KTY - Taffy

- Grade 1 - Streetscape**
  - 1SBE - Blue on Blue
  - 1SBN - Black & Tan
  - 1SCD - Cactus Sand
  - 1SHA - Hot Lava



# 10 Days or Less Seating - Stack Doni®

| Delivered Pricing<br>Unupholstered | Delivered<br>Pricing<br>Fabric Grade<br>1 |
|------------------------------------|---|
| \$ 280                             |   |
| N/A                                | 394                                       |
| 334                                |   |
| N/A                                | 448                                       |

|      |              |
|------|--------------|
| 1SHB | - Honeycomb  |
| 1SRT | - Rainforest |
| 1STO | - Tuxedo     |

#### Grade 1 - Zone

|      |               |
|------|---------------|
| 1ZBR | - Brown Sugar |
| 1ZCE | - Coffee      |
| 1ZCN | - Cordovan    |
| 1ZEN | - Evergreen   |
| 1ZHE | - Haze        |
| 1ZJE | - Jade        |
| 1ZPK | - Peacock     |
| 1ZSL | - Steel       |

Other KI frame colors and fabric options are available outside the QSP Program with standard leadtimes.

#### INFORMATION

##### Order Quantity

Maximum Doni Stack® Order Quantity - 25 chairs

#### SPECIAL SERVICES

##### Special Carton Marking

With specially marked information N/C

##### Shipping

Ships **assembled, FOB Green Bay, WI 54302, freight prepaid.** Freight class 125.

Specifications and prices are subject to change without prior notice.





# 10 Days or Less Seating - Stack Doni®

| Delivered Pricing Unupholstered | Delivered Pricing Fabric Grade 1 |
|---------------------------------|----------------------------------|
| \$ 317                          |                                  |
| N/A                             | 432                              |
| 371                             |                                  |
| N/A                             | 486                              |

- 1SHB - Honeycomb
- 1SRT - Rainforest
- 1STO - Tuxedo

**Grade 1 - Zone**

- 1ZBR - Brown Sugar
- 1ZCE - Coffee
- 1ZCN - Cordovan
- 1ZEN - Evergreen
- 1ZHE - Haze
- 1ZJE - Jade
- 1ZPK - Peacock
- 1ZSL - Steel

Other KI frame colors and fabric options are available outside the QSP Program with standard leadtimes.

**INFORMATION**

**Order Quantity**

Maximum Doni Stack® Order Quantity - 25 chairs

**SPECIAL SERVICES**

**Special Carton Marking**

With specially marked information N/C

**Shipping**

Ships **assembled, FOB Green Bay, WI 54302, freight prepaid.** Freight class 125.

Specifications and prices are subject to change without prior notice.

# 10 Days or Less Seating - Stack

Doni®

| Features                      | MODEL NUMBER |           |   |   |                          |   |   | Approx. Packaged Weight |
|-------------------------------|--------------|-----------|---|---|--------------------------|---|---|-------------------------|
|                               | Basic Model  | Fire Code | Poly Solid Color                                  | Poly Outside/Inside Color   | Frame Color              | Glide Option                                      | Upholstery Color  |                         |
| Solid Color, Polypropylene    | DN3100       | NFR       | <input type="checkbox"/> <input type="checkbox"/> |   | <input type="checkbox"/> | <input type="checkbox"/> <input type="checkbox"/> |   | 20.0#                   |
| Solid Color, Upholstered Seat | DN3200       | NFR       | <input type="checkbox"/> <input type="checkbox"/> |   | <input type="checkbox"/> | <input type="checkbox"/> <input type="checkbox"/> | <input type="checkbox"/> <input type="checkbox"/> <input type="checkbox"/> <input type="checkbox"/> | 22.5#                   |
| Two-Tone, Polypropylene       | DN3A00       | NFR       |   | <input type="checkbox"/> <input type="checkbox"/> <input type="checkbox"/> <input type="checkbox"/> | <input type="checkbox"/> | <input type="checkbox"/> <input type="checkbox"/> |   | 20.0#                   |
| Two-Tone, Upholstered Seat    | DN3B00       | NFR       |   | <input type="checkbox"/> <input type="checkbox"/> <input type="checkbox"/> <input type="checkbox"/> | <input type="checkbox"/> | <input type="checkbox"/> <input type="checkbox"/> | <input type="checkbox"/> <input type="checkbox"/> <input type="checkbox"/> <input type="checkbox"/> | 22.5#                   |
|                               |              |           |   |   |                          |   |   |                         |
|                               |              |           |   |   |                          |   |   |                         |
|                               |              |           |   |   |                          |   |   |                         |
|                               |              |           |   |   |                          |   |   |                         |
|                               |              |           |   |   |                          |   |   |                         |
|                               |              |           |   |   |                          |   |   |                         |
|                               |              |           |   |   |                          |   |   |                         |
|                               |              |           |   |   |                          |   |   |                         |
|                               |              |           |   |   |                          |   |   |                         |
|                               |              |           |   |   |                          |   |   |                         |
|                               |              |           |   |   |                          |   |   |                         |
|                               |              |           |   |   |                          |   |   |                         |



DN31  
DN32  
DN3A  
DN3B

**Sled Base Armless Chair**

- Solid or two-tone colored shell
- 17 degrees of hip articulation
- Stacks 12 high on dolly (6 with upholstery). 6 high on floor.
- 400 pound approved

**A**      **B**      **C**      **D**      **E**      **F**      **G**

## HOW TO ORDER

Indicate the following information on order form:

- Quantity of each item.
- Model number, including options. See "How To Build a Model Number".
- Any special service required.

Note: • The  indicates that a choice is required.

- The absence of the  indicates that no choice is required.
- Alpha-numeric characters in place of  indicate that no other alternatives are available.

## HOW TO BUILD A MODEL NUMBER

**A** Select basic model.

**B** Select fire code.

**NFR** - Compliance to TB 117-2013

**C** Select solid poly color.

**PGR** - Blue Grey

**PCG** - Cool Grey

**PFN** - Flannel

**PND** - Nordic

**D** Select outside/inside poly color.

**OGR/ICG** - Outside Blue Grey/Inside Cool Grey

**OGR/ICO** - Outside Blue Grey/Inside Cottonwood

**OND/ICG** - Outside Nordic/Inside Cool Grey

**E** Select frame color.

**BL** - Black

**CH** - Chrome

**SX** - Starlight Silver Metallic

**F** Select glide option.

**GNG** - No glides

**GNS** - Non-skid glides

**GPL** - Plastic glides

**GSL** - Steel glides

**G** Select upholstery grade/color.

**Grade 1 - Crosswalk**

1LBZ - Blaze

1LBL - Blue Lagoon

1LCM - Crimson

1LFG - Fatigue

1LIV - Ivy

1LLM - Lithium

1LOX - Onyx

1LSB - Sable

1LTP - Taupe

1LTQ - Turquoise

**Grade 1 - Metropolis**

1MAZ - Azure

1MDB - Dark Blue

1MHE - Hearthstone

1MIC - Icicle

1MJD - Jade

1MRT - Root

1MSH - Shadow

1MSG - Slate Grey

1MSP - Spice

1MSW - Steel Wool

1MSM - Stream

**Grade 1 - Skyline**

1KBA - Bermuda

1KBN - Black

1KCA - Cocoa

1KGE - Grape

1KIN - Iron

1KLE - Lime

1KMN - Melon

1KMT - Midnight

1KRR - Red Pepper

1KSG - Sterling

1KTY - Taffy

**Grade 1 - Streetscape**

1SBE - Blue on Blue

1SBN - Black & Tan

1SCD - Cactus Sand



# 10 Days or Less Seating - Stack

Doni®

| Delivered Pricing<br>Unupholstered | Delivered<br>Pricing<br>Fabric Grade<br>1 |
|------------------------------------|---|
| \$ 290                             |   |
| N/A                                | 405                                       |
| 344                                |   |
| N/A                                | 459                                       |

|      |              |
|------|--------------|
| 1SHA | - Hot Lava   |
| 1SHB | - Honeycomb  |
| 1SRT | - Rainforest |
| 1STO | - Tuxedo     |

#### Grade 1 - Zone

|      |               |
|------|---------------|
| 1ZBR | - Brown Sugar |
| 1ZCE | - Coffee      |
| 1ZCN | - Cordovan    |
| 1ZEN | - Evergreen   |
| 1ZHE | - Haze        |
| 1ZJE | - Jade        |
| 1ZPK | - Peacock     |
| 1ZSL | - Steel       |

Other KI frame colors and fabric options are available outside the QSP Program with standard leadtimes.

#### INFORMATION

##### Order Quantity

Maximum Doni Stack® Order Quantity - 25 chairs

#### SPECIAL SERVICES

##### Special Carton Marking

With specially marked information N/C

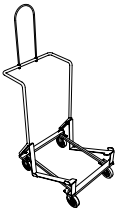
##### Shipping

Ships **assembled, FOB Green Bay, WI 54302, freight prepaid.** Freight class 125.

Specifications and prices are subject to change without prior notice.

# 10 Days or Less Seating - Stack

Doni®

| MODEL  | MODEL NUMBER |                         |
|--|--------------|-------------------------|
|  | Basic Model  | Approx. Packaged Weight |
|  <p><b>Transport Dolly</b><br/>• Black powder-coat finish</p> | DNCD.BL      | 43.0#                   |
|  |              |                         |
|  |              |                         |
|  |              |                         |
|  |              |                         |
|  |              |                         |
|  |              |                         |

HRDPT

**A**

## HOW TO ORDER

Indicate the following information on order form:

1. Quantity of each item.
2. Model number, including options. See "How To Build a Model Number".
3. Any special service required.

Note: • The  indicates that a choice is required.

- The absence of the  indicates that no choice is required.
- Alpha-numeric characters in place of  indicate that no other alternatives are available.

## HOW TO BUILD A MODEL NUMBER

**A** Select basic model.





# 10 Days or Less Seating - Stack Doni®

Delivered  
Pricing

\$ 457

**SPECIAL SERVICES**

**Special Carton Marking**

With specially marked information N/C

**Shipping**

Ships **assembled, FOB Green Bay, WI 54302, freight prepaid.** Freight class 125.

Specifications and prices are subject to change without prior notice.

# 10 Days or Less Seating - Stack

Grazie® General Information



Armless Four-Leg Chair  
(GLNAU)



Armless Sled Base Chair  
(GSNAP)



Armless Four-Leg Chair  
with Casters  
(GLNAUC)



Transport Dolly  
(GCD.BL)

| Features                                  |   |   |                   |         |
|---|---|---|-------------------|---------|
| Stackable                                 | •   | •   | •                 |         |
| Poly or upholstered seat                  | •   | •   | •                 |         |
| Ergonomic articulation<br>(Perfect Pivot) | •   | •   | •                 |         |
| General Dimensions                        |   |   |                   |         |
| Seat width                                | 18-1/2"                                   | 18-1/2"                                   | 18-1/2"           |         |
| Seat depth                                | 18-5/16"                                  | 18-5/16"                                  | 18-5/16"          |         |
| Seat height (upholstered<br>add 1")       | 17-3/4"                                   | 17-3/4"                                   | 17-3/4"           |         |
| Tablet to chair back clearance            |   |   |                   |         |
| Overall Dimensions                        |   |   |                   |         |
| Width                                     | 22-3/16"                                  | 22"                                       | 23"               | 25"     |
| Depth                                     | 21-5/16"                                  | 21-1/4"                                   | 21-5/16"          | 29"     |
| Height                                    | 32-5/8"                                   | 32-5/8"                                   | 32-5/8"           | 15-3/4" |
| Top of arm to floor                       |   |   |                   |         |
| Stacking on Dolly                         |   |   |                   |         |
| Overall width                             | 25"                                       | 25"                                       | 23"               |         |
| Overall depth                             | 36"                                       | 36"                                       | 28"               |         |
| Quantity/height                           | 12 Poly Chairs/60" High<br>(6 Uph Chairs) | 12 Poly Chairs/60" High<br>(6 Uph Chairs) | 5 Chairs/43" High |         |
| Stacking on Floor                         |   |   |                   |         |
| Width                                     | 22-3/16"                                  | 22-3/16"                                  |                   |         |
| Depth                                     | 28"                                       | 28"                                       |                   |         |
| Quantity/height                           | 5 Chairs/43" High                         | 5 Chairs/43" High                         |                   |         |

## SPECIFICATIONS

### 4-Leg Frame

Legs are 7/8" o.d. x 13-gauge tubular steel. A double ring of 7/16" diameter steel wire forms the cross member. The fixed backrest mechanism structure is formed of 1/2" diameter steel wire. All joints are welded.

### Sled Frame

Frames are 3/4" o.d. x 13-gauge tubular steel. A double ring of 7/16" diameter steel wire forms the cross member. The fixed backrest mechanism structure is formed of 1/2" diameter steel wire. All joints are welded.

### Frame Finishes

Baked-on electrostatically-applied 30° gloss epoxy powder coating or bright nickel-chrome plating.

### Glides

The bottom ends of the leg tubes are formed to be vertical where they meet the floor. The

leg tubes are capped with polypropylene end caps matching the leg color (except chrome, hammertone, and metallic finishes which use black caps). Optional glides for the sled base are co-extruded to provide a softer, non-skid surface to protect the floor, but do not glide. Sled base chairs are also available with black nylon (plastic), stainless steel, or non-marring (clear nylon) glides.

### Casters

4-leg chairs may be ordered with casters instead of glides. Casters are double-wheel, high-impact thermoplastic available with hard or soft wheel surface, in black only.

### Seat and Shroud

Injection molded polypropylene.

### Backrest Articulation Mechanism

A pair of outer backrest supports formed from 1" diameter tubular steel are inserted into sockets molded into the backrest and secured with screws. The backrest assembly moves over molded thermoplastic

slide bushings and is supported by steel coil springs. This mechanism allows the backrest to move through 15 degrees of movement, about an axis of rotation that is through the hips of the occupant.

### Optional Upholstered Seat

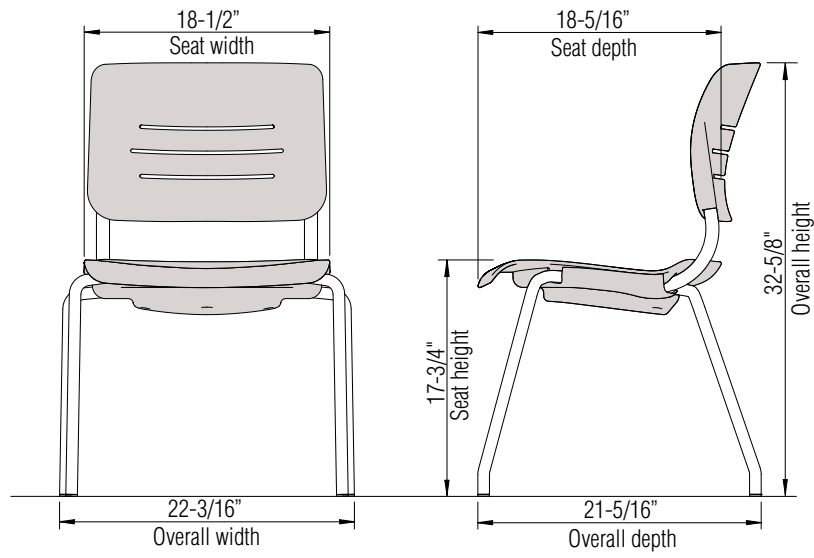
Urethane foam is attached to an injection-molded polypropylene liner board, then upholstered using a draw-string process. Seat foam is molded nominal 1" thickness.

### Fabric Disclaimer

Fabric will be applied as swatched by the fabric manufacturer. Fabric that is required to be applied differently than is swatched will need a Special Cost Request written specifying the direction the fabric is to be applied. The posted standard lead time will apply to the Special Cost Request.

### Design

Designed by Giancarlo Piretti and manufactured in the USA by Krueger International, Inc. under license from Pro-Cord S.p.A



## Grazie Armless Four Leg Chair



### INFORMATION

#### Warranty

Refer to KI Terms & Conditions document or visit [ki.com](http://ki.com)

# 10 Days or Less Seating - Stack

Grazie®

|  | MODEL                                      | Features   | MODEL NUMBER       |                          |                          |                          |                          |                          |                  |                          |
|--|--|--|--------------------|--------------------------|--------------------------|--------------------------|--------------------------|--------------------------|------------------|--------------------------|
|  |  |  | Basic Model        | Frame Color              | Seat & Back Color        | Caster Type              | Glide Option             | Fire Code                | Upholstery Color |                          |
|  <p>GLP<br/>GLU</p> | <b>Four-Leg Armless Chair</b>              | Polypropylene  | GLNAP              | <input type="checkbox"/> | <input type="checkbox"/> |                          | <input type="checkbox"/> | NFR                      |                  |                          |
|  |  | • Ergonomic articulation (Perfect Pivot)   | Upholstered Seat   | GLNAU                    | <input type="checkbox"/> | <input type="checkbox"/> |                          | <input type="checkbox"/> | NFR              | <input type="checkbox"/> |
|  |  | • Stacks 12 high on dolly (6 eith upholstery). 5 high on floor.  |                    |                          |                          |                          |                          |                          |                  |                          |
|  |  | • 400 pound rating   |                    |                          |                          |                          |                          |                          |                  |                          |
|  <p>GLP<br/>GLU</p> | <b>Four-Leg Armless Chair with Casters</b> | Polypropylene, Casters   | GLNAPC             | <input type="checkbox"/> | <input type="checkbox"/> | <input type="checkbox"/> |                          | NFR                      |                  |                          |
|  |  | • Ergonomic articulation (Perfect Pivot)   | Uph. Seat, Casters | GLNAUC                   | <input type="checkbox"/> | <input type="checkbox"/> | <input type="checkbox"/> |                          | NFR              | <input type="checkbox"/> |
|  |  | • Stacks 5 high on floor. Caution should be exercised to prevent casters from marring components such as frames, fabric, etc., and to prevent casters from becoming "hung up" underneath the seat of the chair |                    |                          |                          |                          |                          |                          |                  |                          |
|  |  | • Stacking on dollies is NOT recommended   |                    |                          |                          |                          |                          |                          |                  |                          |
|  |  |  |                    |                          |                          |                          |                          |                          |                  |                          |
|  |  |  |                    |                          |                          |                          |                          |                          |                  |                          |
|  |  |  |                    |                          |                          |                          |                          |                          |                  |                          |
|  |  |  |                    |                          |                          |                          |                          |                          |                  |                          |

**A**   **B**   **C**   **D**   **E**   **F**   **G**

## HOW TO ORDER

Indicate the following information on order form:

- Quantity of each item.
- Model number, including options. See "How To Build a Model Number".
- Any special service required.

Note: • The  indicates that a choice is required.

- The absence of the  indicates that no choice is required.
- Alpha-numeric characters in place of  indicate that no other alternatives are available.

## HOW TO BUILD A MODEL NUMBER

**A** Select basic model.

- B** Select frame color.
- BL** - Black
  - CH** - Chrome
  - SX** - Starlight Silver Metallic

**C** Select poly seat and back color.

- PBL** - Black
- PGR** - Blue Grey
- PCG** - Cool Grey
- PND** - Nordic
- PSP** - Surf's Up

**D** Select casters.

- C** - Carpet casters (black only)
- S** - Hard floor casters (black only)

**E** Select glide option.

- P** - Plastic glides
- S** - Steel glides

**F** Select fire code.

- NFR** - Compliance to TB 117-2013

**G** Select upholstery grade/color.

### Grade 1 - Crosswalk

- 1LBZ - Blaze
- 1LBL - Blue Lagoon
- 1LCM - Crimson
- 1LFG - Fatigue
- 1LIV - Ivy
- 1LLM - Lithium
- 1LOX - Onyx
- 1LSB - Sable
- 1LTP - Taupe
- 1LTQ - Turquoise

### Grade 1 - Metropolis

- 1MAZ - Azure
- 1MDB - Dark Blue
- 1MHE - Hearthstone
- 1MIC - Icicle
- 1MJD - Jade
- 1MRT - Root
- 1MSH - Shadow

1MSG - Slate Grey

1MSP - Spice

1MSW - Steel Wool

1MSM - Stream

### Grade 1 - Skyline

- 1KBA - Bermuda
- 1KBN - Black
- 1KCA - Cocoa
- 1KGE - Grape
- 1KIN - Iron
- 1KLE - Lime
- 1KMN - Melon
- 1KMT - Midnight
- 1KRR - Red Pepper
- 1KSG - Sterling
- 1KTY - Taffy

### Grade 1 - Streetscape

- 1SBE - Blue on Blue
- 1SBN - Black & Tan
- 1SCD - Cactus Sand
- 1SHA - Hot Lava
- 1SHB - Honeycomb
- 1SRT - Rainforest



# 10 Days or Less Seating - Stack

Grazie®

| Approx. Packaged Weight | Delivered Pricing Unupholstered | Delivered Pricing Fabric Grade 1 |
|-------------------------|---------------------------------|----------------------------------|
| 23.0#                   | \$ 341                          |                                  |
| 26.0#                   | N/A                             | 463                              |

|       |        |     |
|-------|--------|-----|
| 24.0# | \$ 364 |     |
| 27.0# | N/A    | 485 |

1STO - Tuxedo

#### Grade 1 - Zone

1ZBR - Brown Sugar  
 1ZCE - Coffee  
 1ZCN - Cordovan  
 1ZEN - Evergreen  
 1ZHE - Haze  
 1ZJE - Jade  
 1ZPK - Peacock  
 1ZSL - Steel

Other KI frame colors and fabric options are available outside the QSP Program with standard leadtimes.

#### INFORMATION

##### Order Quantity

Maximum Grazie® Order Quantity - 25 chairs

#### SPECIAL SERVICES

##### Special Carton Marking

With specially marked information N/C



##### Shipping

Ships **assembled, FOB Green Bay, WI 54302, freight prepaid.** Freight class 125.

Specifications and prices are subject to change without prior notice.

# 10 Days or Less Seating - Stack

Grazie®

|   | MODEL                          | Features  | MODEL NUMBER     |             |                          |                          |                          |                  | Approx. Packaged Weight  |                          |
|---|--------------------------------|---|------------------|-------------|--------------------------|--------------------------|--------------------------|------------------|--------------------------|--------------------------|
|   |                                |   | Basic Model      | Frame Color | Seat & Back Color        | Glide Option             | Fire Code                | Upholstery Color |                          |                          |
|  | <b>Sled Base Armless Chair</b> | <ul style="list-style-type: none"> <li>Ergonomic articulation (Perfect Pivot)</li> <li>Stacks 12 high on dolly (6 eith upholstery). 5 high on floor.</li> <li>400 pound rating</li> </ul> | Polypropylene    | GSNAP       | <input type="checkbox"/> | <input type="checkbox"/> | <input type="checkbox"/> | NFR              | <input type="checkbox"/> | 25.0#                    |
|   |                                |   | Upholstered Seat | GSNAU       | <input type="checkbox"/> | <input type="checkbox"/> | <input type="checkbox"/> | NFR              | <input type="checkbox"/> | <input type="checkbox"/> |
| GSP   |                                |   |                  |             |                          |                          |                          |                  |                          |                          |
| GSU   |                                |   |                  |             |                          |                          |                          |                  |                          |                          |
|  | <b>Transport Dolly</b>         | <ul style="list-style-type: none"> <li>Easy maneuverability with 5" casters: two fixed, two swivel</li> <li>Rugged weld tubular steel frame</li> <li>Black powder-coat finish</li> </ul>  |                  | GCD.BL      |                          |                          |                          |                  |                          | 32.0#                    |
|   |                                |   |                  |             |                          |                          |                          |                  |                          |                          |
| HRDPT   |                                |   |                  |             |                          |                          |                          |                  |                          |                          |
|   |                                |   |                  | <b>A</b>    | <b>B</b>                 | <b>C</b>                 | <b>D</b>                 | <b>E</b>         | <b>F</b>                 |                          |

## HOW TO ORDER

Indicate the following information on order form:

- Quantity of each item.
- Model number, including options. See "How To Build a Model Number".
- Any special service required.

Note: • The  indicates that a choice is required.

- The absence of the  indicates that no choice is required.
- Alpha-numeric characters in place of  indicate that no other alternatives are available.

## HOW TO BUILD A MODEL NUMBER

**A** Select basic model.

**B** Select frame color.

**BL** - Black  
**CH** - Chrome  
**SX** - Starlight Silver Metallic

**C** Select poly seat and back color.

**PBL** - Black  
**PGR** - Blue Grey  
**PCG** - Cool Grey  
**PND** - Nordic  
**PSP** - Surf's Up

**D** Select glide option.

**NGL** - No glides  
**GNM** - Non-marring glides  
**GNS** - Non-skid glides  
**GBL** - Black plastic glides  
**GSS** - Stainless steel glide

**E** Select fire code.

**NFR** - Compliance to TB 117-2013

**F** Select upholstery grade/color.

### Grade 1 - Crosswalk

1LBZ - Blaze  
 1LBL - Blue Lagoon  
 1LCM - Crimson  
 1LFG - Fatigue  
 1LIV - Ivy  
 1LLM - Lithium  
 1LOX - Onyx  
 1LSB - Sable  
 1LTP - Taupe  
 1LTQ - Turquoise

### Grade 1 - Metropolis

1MAZ - Azure  
 1MDB - Dark Blue  
 1MHE - Hearthstone  
 1MIC - Icicle  
 1MJD - Jade  
 1MRT - Root  
 1MSH - Shadow  
 1MSG - Slate Grey  
 1MSP - Spice  
 1MSW - Steel Wool

1MSM - Stream

### Grade 1 - Skyline

1KBA - Bermuda  
 1KBN - Black  
 1KCA - Cocoa  
 1KGE - Grape  
 1KIN - Iron  
 1KLE - Lime  
 1KMN - Melon  
 1KMT - Midnight  
 1KRR - Red Pepper  
 1KSG - Sterling  
 1KTY - Taffy

### Grade 1 - Streetscape

1SBE - Blue on Blue  
 1SBN - Black & Tan  
 1SCD - Cactus Sand  
 1SHA - Hot Lava  
 1SHB - Honeycomb  
 1SRT - Rainforest  
 1STO - Tuxedo

### Grade 1 - Zone



# 10 Days or Less Seating - Stack

Grazie®

| Delivered Pricing | Delivered Pricing | Fabric Grade |
|-------------------|-------------------|--------------|
| \$ 353            |                   | 1            |
| N/A               |                   | 473          |
| <hr/>             |                   |              |
| \$ 433            |                   |              |

|      |               |
|------|---------------|
| 1ZBR | - Brown Sugar |
| 1ZCE | - Coffee      |
| 1ZCN | - Cordovan    |
| 1ZEN | - Evergreen   |
| 1ZHE | - Haze        |
| 1ZJE | - Jade        |
| 1ZPK | - Peacock     |
| 1ZSL | - Steel       |

Other KI frame colors and fabric options are available outside the QSP Program with standard leadtimes.

### INFORMATION

#### Order Quantity

Maximum Grazie® Order Quantity - 25 chairs

### SPECIAL SERVICES

#### Special Carton Marking

With specially marked information N/C

#### Shipping

Ships **assembled, FOB Green Bay, WI 54302, freight prepaid.** Freight class 125.

Specifications and prices are subject to change without prior notice.

# 10 Days or Less Seating - Stack

Maestro® High Density - General Information



Stacking Chair (MSP)



Transport Dolly

## Features

|   |   |
|---|---|
| Stackable                               | • |
| Ganging                                 | • |
| Polypropylene seat and back             | • |
| Upholstered seat and back fixed cushion |   |

## General Dimensions

|                      |         |
|----------------------|---------|
| Seat width           | 18"     |
| Seat depth           | 17-1/2" |
| Seat height          | 17-1/2" |
| Floor to back height | 31-1/2" |

## Overall Dimensions

|                   |         |         |
|-------------------|---------|---------|
| Width             | 19-1/4" | 22-3/8" |
| Depth             | 21-1/4" | 25-5/8" |
| Ganging on center | 20"     |         |

## Stacking on Dolly

|                 |                    |
|-----------------|--------------------|
| Width           | 23"                |
| Depth           | 42"                |
| Quantity/height | 38 Chairs/80" High |

## Stacking on Floor

|                 |                        |
|-----------------|------------------------|
| Width           | 19-1/4"                |
| Depth           | 31"                    |
| Quantity/height | 10 Chairs/38-3/4" High |

## SPECIFICATIONS

### Seat and Backrest

Injection-molded polypropylene seat and back. Back features a contoured handle for easy lifting and stacking.

### Seat

Fixed seat pad consists of a 3/16" thick plywood board with threaded inserts for attachment. The boards are covered in 1/2" foam padding and wrapped with fabric. The pads are attached to the seat with screws into the threaded fasteners.

### Chair Frame

7/16" solid steel rod in bright nickel-chrome or with electrostatically-applied epoxy.

### Bright Chrome Finish

Surfaces are duplex nickel-chrome plated in a twenty-one step process.

### Powder-Coated Finish

Electrostatically-applied epoxy, baked onto surface. Stacking powder-coated frames is not recommended.

### Transport Dolly

Tubular and plate steel welded together. 5" casters: two fixed, two swivel. Powder-coated finish.





# 10 Days or Less Seating - Stack

Maestro® High Density - General Information

---

---


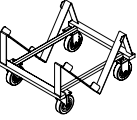
## INFORMATION

### Warranty

Refer to KI Terms & Conditions document  
or visit [ki.com](http://ki.com)

# 10 Days or Less Seating - Stack

Maestro® High Density

|  | MODEL  | Features      | MODEL NUMBER |                          |                          |                          | Approx. Packaged Weight |
|--|--|---------------|--------------|--------------------------|--------------------------|--------------------------|-------------------------|
|  |  |               | Basic Model  | Glide Option             | Frame Color              | Seat & Back Color        |                         |
|  <p>MSP</p>   | <b>Stack Chair</b> <ul style="list-style-type: none"> <li>• Poly seat and back</li> <li>• Static back</li> <li>• Stacks 38 high on the dolly</li> <li>• 400 pound rating</li> </ul>          | Polypropylene | MSP          | <input type="checkbox"/> | <input type="checkbox"/> | <input type="checkbox"/> | 16.0#                   |
|  |  |               |              |                          |                          |                          |                         |
|  |  |               |              |                          |                          |                          |                         |
|  |  |               |              |                          |                          |                          |                         |
|  <p>HRDPT</p> | <b>Transport Dolly for Poly Chairs</b> <ul style="list-style-type: none"> <li>• Easy maneuverability with 5" casters; two fixed, two swivel</li> <li>• Black powder-coated finish</li> </ul> |               | CSD.BL       |                          |                          |                          | 30.0#                   |
|  |  |               |              |                          |                          |                          |                         |
|  |  |               |              |                          |                          |                          |                         |
|  |  |               |              |                          |                          |                          |                         |

**A**   **B**   **C**   **D**

## HOW TO ORDER

Indicate the following information on order form:

1. Quantity of each item.
2. Model number, including options. See "How To Build a Model Number".
3. Any special service required.

Note: • The  indicates that a choice is required.

- The absence of the  indicates that no choice is required.
- Alpha-numeric characters in place of  indicate that no other alternatives are available.

## HOW TO BUILD A MODEL NUMBER

**A** Select basic model.

**B** Select glide option.

- G** \_\_\_\_\_ - Ganging polycarbonate glides; add \$5
- GS** \_\_\_\_\_ - Ganging steel glides; add \$5
- NG** \_\_\_\_\_ - No glides
- H** \_\_\_\_\_ - Polycarbonate glides; add \$5
- NS** \_\_\_\_\_ - PVC non-skid glides; add \$5
- S** \_\_\_\_\_ - Stainless steel glides; add \$5

**C** Select frame color.

- BL** \_\_\_\_\_ - Black
- CH** \_\_\_\_\_ - Chrome
- SX** \_\_\_\_\_ - Starlight Silver Metallic

Other KI glide options, frame colors, seat & back poly colors and fabric options are available outside the QSP Program with standard lead times.

**D** Select seat and back color.

- PBL** \_\_\_\_\_ - Black
- PGR** \_\_\_\_\_ - Blue Grey

**PCG** \_\_\_\_\_ - Cool Grey

**PND** \_\_\_\_\_ - Nordic

**PSP** \_\_\_\_\_ - Surf's Up

Other KI glide options, frame colors, seat & back poly colors and fabric options are available outside the QSP Program with standard lead times.

## INFORMATION

### Order Quantity

Maximum Maestro® Order Quantity - 100 chairs



# 10 Days or Less Seating - Stack

Maestro® High Density

Delivered Pricing  
Unupholstered

\$ 162

\$ 448

**SPECIAL SERVICES**

**Special Carton Marking**

With specially marked information N/C

**Shipping**

Ships **assembled, FOB Green Bay, WI 54302, freight prepaid.** Freight class 125.

Specifications and prices are subject to change without prior notice.

# 10 Days or Less Seating - Lobby and Lounge

MyPlace™ - General Information



18" Round

26" Round

Crescent

Rectangle with Back

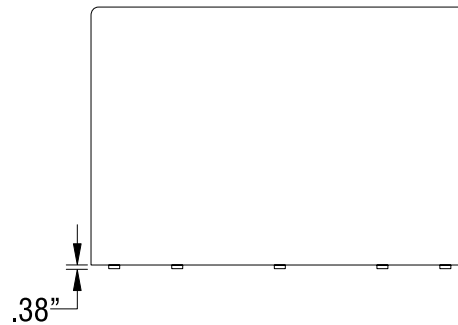
## General Dimensions

|             |     |
|-------------|-----|
| Seat width  | 48" |
| Seat depth  | 19" |
| Seat height | 18" |

## Overall Dimensions

|        |              |              |              |     |
|--------|--------------|--------------|--------------|-----|
| Width  | 18" Diameter | 26" Diameter | 26" Diameter | 48" |
| Depth  | 26"          |              |              |     |
| Height | 18"          | 18"          | 18"          | 32" |

## Base Options



## Concealed Glides

## SPECIFICATIONS

### Frame

All seat and back frames are constructed of 3/4" CNC-cut laminated hardwood plywood. All main frame joints are nailed and glued in addition to interlocking joinery across all stress points.

### FOAM

The following models use a high density foam for firm support: MP18R, MP26R, and MPCRE. All foam is 2.6 density, 80 lb. compression with 2" thick seat. 3/4" foam covers all exposed sides.

The following models use a soft sit high density foam providing enhanced user comfort: MP5S, MPICB, MPRB, and MPCRN. All foam is 2.5 density, 45 lb. compression with 2.5" thick seat, topped with .5" of 2.6 density 80 lb. compression foam. The backs are 1.5" total thickness consisting of 1" thick 2.5-45 lb and a .50" topper of 2.6 – 80 lb. compression foam.

3/4" of 2.6 80 lb. compression foam covers all exposed sides.

### BASE STYLES

#### Concealed Glides

Glides are .38" high, nail-in molded white nylon. 4-5 glides used per lounge depending upon model.

### GANGING

Gangers are made from 7 gauge steel (.179" thick), powder-coated black and mounted to the underside of any lounge using 1/4 x 1" wood screws. Concealed glide base options are available to use gangers.



# 10 Days or Less Seating - Lobby and Lounge

MyPlace™ - General Information



**Corner with Back**



**Five S**



**Inside Curve with Back**

## General Dimensions

|             |     |     |     |
|-------------|-----|-----|-----|
| Seat width  | 19" | 19" |     |
| Seat depth  | 19" | 17" | 19" |
| Seat height | 18" | 18" | 18" |

## Overall Dimensions

|        |     |         |         |
|--------|-----|---------|---------|
| Width  | 26" | 31-1/4" | 76-1/2" |
| Depth  | 26" | 28"     | 26"     |
| Height | 32" | 32"     | 32"     |

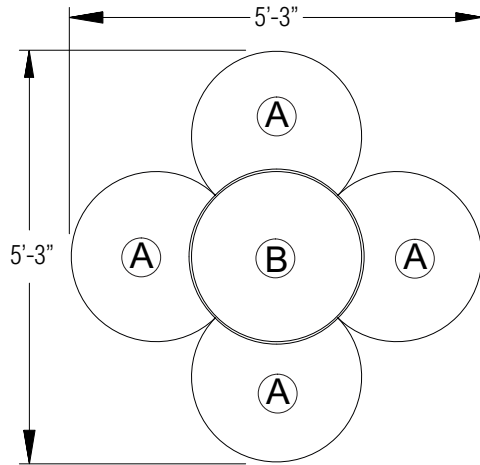
## INFORMATION

### Warranty

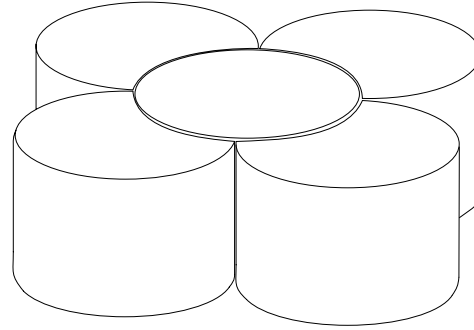
Refer to KI Terms & Conditions document or visit [ki.com](http://ki.com)

# 10 Days or Less Seating - Lobby and Lounge

MyPlace™ - General Information

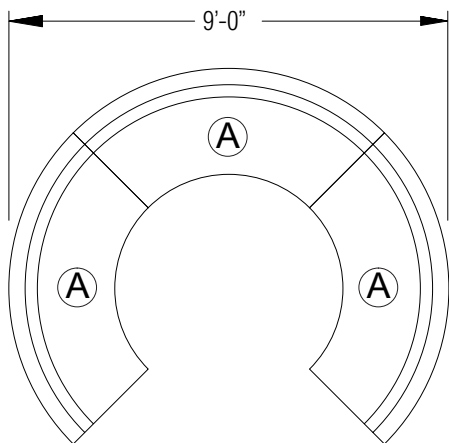


| ITEM | QTY | MODEL |
|------|-----|-------|
| A    | 4   | MPCRE |
| B    | 1   | MP26R |

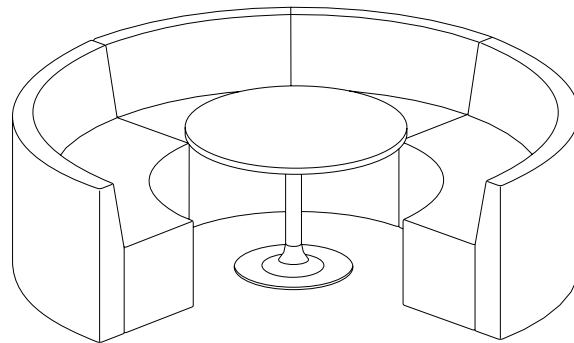


## Typical A Configuration

\* All configurations consist of multiple individual units. Gangers must be specified on each individual unit in order to connect units.

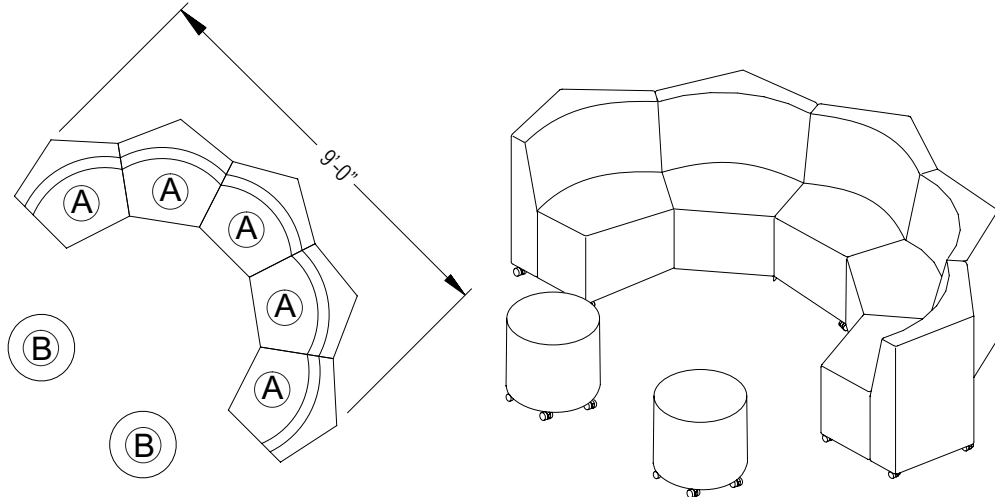


| ITEM | QTY | MODEL |
|------|-----|-------|
| A    | 3   | MPICB |



## Typical C Configuration

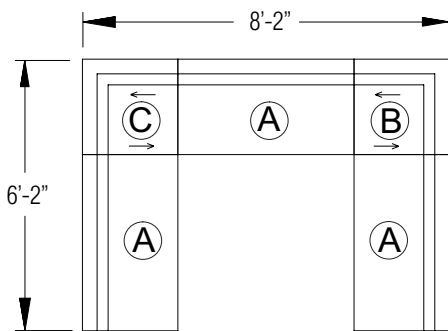
\* All configurations consist of multiple individual units. Gangers must be specified on each individual unit in order to connect units.



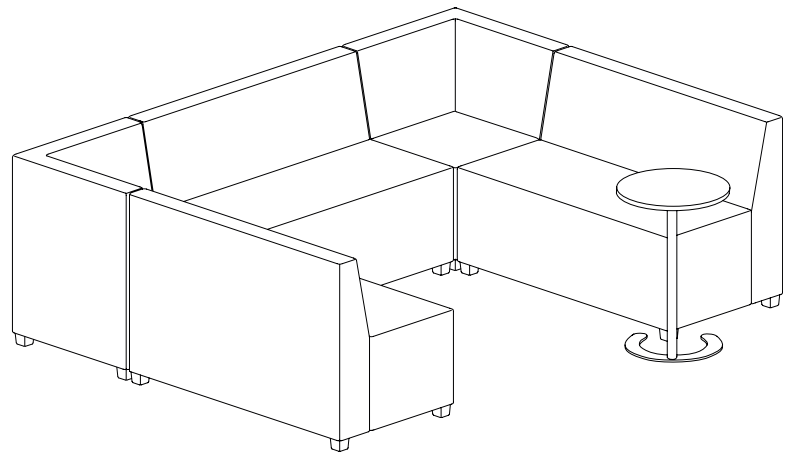
| ITEM | QTY | MODEL |
|------|-----|-------|
| A    | 5   | MP5S  |
| B    | 2   | MP18R |

## Typical D Configuration

\* All configurations consist of multiple individual units. Gangers must be specified on each individual unit in order to connect units.



| ITEM | QTY | MODEL    |
|------|-----|----------|
| A    | 3   | MPRB     |
| B    | 1   | MPCRN/RF |
| C    | 1   | MPCRN/LF |

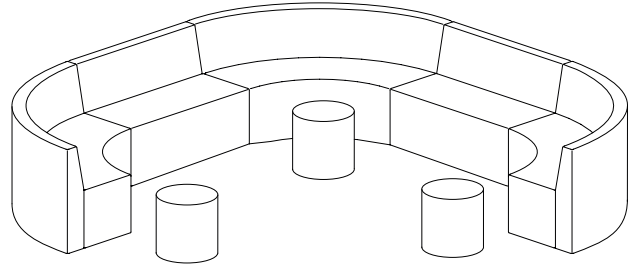
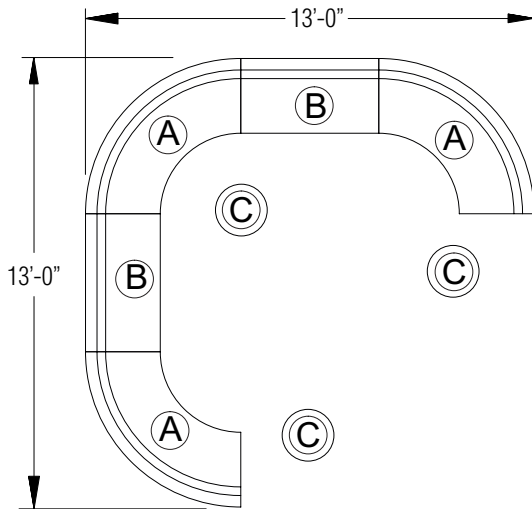


## Typical H Configuration

\* All configurations consist of multiple individual units. Gangers must be specified on each individual unit in order to connect units.

# 10 Days or Less Seating - Lobby and Lounge

MyPlace™ - General Information



| ITEM | QTY | MODEL |
|------|-----|-------|
| A    | 3   | MPICB |
| B    | 2   | MPRB  |
| C    | 3   | MP18R |

## Typical I Configuration


\* All configurations consist of multiple individual units. Gangers must be specified on each individual unit in order to connect units.






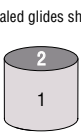
# 10 Days or Less Seating - Lobby and Lounge

MyPlace™ - General Information



# 10 Days or Less Seating - Lobby and Lounge

MyPlace™

| MODEL   | Features                      | MODEL NUMBER |   |   |   | Approx. Packaged Weight |
|---|-------------------------------|--------------|---|---|---|-------------------------|
|   |                               | Basic Model  | Non-Contrast or Fabric Contrast 1   | Fabric Contrast 2   | Moisture Barrier                                  |                         |
|  <p><b>18" Round - Non-contrast</b></p> <ul style="list-style-type: none"> <li>Non-contrast C.O.M = 1.25 yds</li> <li>Dia=18" H=18"</li> </ul>   | Concealed Glide, Non-contrast | MP18R/CGL/NC | <input type="checkbox"/> <input type="checkbox"/> <input type="checkbox"/> <input type="checkbox"/> |   | <input type="checkbox"/> <input type="checkbox"/> | 30.0#                   |
| M18R  |                               |              |   |   |   |                         |
| <p>concealed glides shown</p>  <p><b>18" Round - Contrast</b></p> <ul style="list-style-type: none"> <li>1 = Base (Fabric Contrast 1) C.O.M. = 1.25 yd</li> <li>2 = Seat (Fabric Contrast 2) C.O.M. = .75 yd</li> <li>Dia=18" H=18"</li> </ul> | Concealed Glide, Contrast     | MP18R/CGL/FC | <input type="checkbox"/> <input type="checkbox"/> <input type="checkbox"/> <input type="checkbox"/> | <input type="checkbox"/> <input type="checkbox"/> <input type="checkbox"/> <input type="checkbox"/> | <input type="checkbox"/> <input type="checkbox"/> | 30.0#                   |
| M18R  |                               |              |   |   |   |                         |

**A**      **B**      **C**      **D**

## HOW TO ORDER

Indicate the following information on order form:

- Quantity of each item.
- Model number, including options. See "How To Build a Model Number".
- Any special service required.

Note: • The  indicates that a choice is required.

- The absence of the  indicates that no choice is required.
- Alpha-numeric characters in place of  indicate that no other alternatives are available.

## HOW TO BUILD A MODEL NUMBER

- A** Select basic model.
- B** Select quick ship non-contrast or fabric contrast 1.  
See 'Information' for fabric color codes and colors.
- C** Select quick ship fabric contrast 2.  
See 'Information' for fabric color codes and colors.
- D** Select moisture barrier.  
**MB** - Moisture barrier  
**NMB** - No moisture barrier  
See pricing column for moisture barrier upcharge.

## INFORMATION

### Quick Ship Fabrics

#### Grade C - Skyline

- 1KBA - Bermuda
- 1KBN - Black
- 1KCA - Cocoa
- 1KGE - Grape
- 1KIN - Iron
- 1KLE - Lime
- 1KMN - Melon
- 1KMT - Midnight
- 1KRR - Red Pepper
- 1KSG - Sterling
- 1KTY - Taffy

#### Grade E - Umbel Vinyl

- VUAN - Antelope
- VUBC - Black
- VUBX - Bordeaux
- VUCM - Camel
- VUCR - Carotene
- VUCH - Charcoal
- VUEL - Elephant

- VUMT - Molten
- VUNY - Navy
- VUPD - Paradise
- VUPT - Patina
- VUSS - Sassafras

#### Grade G - Yerba Vinyl

- VYAQ - Aquamarine
- VYBQ - Briquette
- VYCD - Cloud
- VYGG - Green Grass
- VYGY - Grey
- VYLN - Light Navy
- VYMH - Mocha
- VYSF - Seafoam



# 10 Days or Less Seating - Lobby and Lounge

MyPlace™

| Grade<br>C.O.M. | Grade<br>C | Grade<br>E &<br>C.O.L. | Grade<br>G | Moisture<br>Barrier<br>add to list<br>price |
|-----------------|------------|------------------------|------------|---|
| \$ 494          | \$ 540     | \$ 567                 | \$ 595     | \$ 80                                       |
| \$ 519          | \$ 565     | \$ 602                 | \$ 670     | \$ 80                                       |

## INFORMATION

### Order Quantity

Maximum MyPlace™ Order Quantity - 10 chairs

## INFORMATION

### C.O.M. Requirements

C.O.M. yardage requirements listed above are based on plain goods 54" wide. If less than 54" wide or fabrics requiring matching (stripes, plaids, prints, large patterns), additional yardage will be needed. Consult C.O.M. matrix for additional yardage needed. For C.O.M. fabric sent to KI-High Point on multiple rolls, add an additional yard of fabric per roll to the yardage requirements.

### C.O.L. Requirements

Figure 18 sq. ft. of leather (C.O.L.) for each yard shown (i.e., 4.75 x 18 = 85.5 sq. ft).

### Contrasting Upholstery

When contrasting fabric is chosen, price at highest in-grade.

### Minimum Fabric/Leather Quantity

Minimum order for fabric is 1 yard. Minimum order for leather is 1 hide (approximately 50 sq. ft).

### Quick Ship with COM/COL

The 10 working day quick ship lead-time for orders with COM/COL begins the day the COM/COL is received and the order is released into production

## SPECIAL SERVICES

### Special Carton Marking

With specially marked information N/C

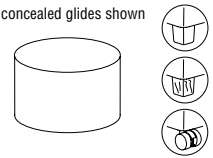
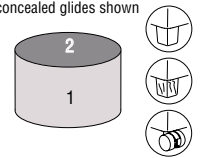
### Shipping

Ships **assembled, FOB High Point, NC 27263, freight prepaid.** Freight class 250.

Specifications and prices are subject to change without prior notice.

# 10 Days or Less Seating - Lobby and Lounge

MyPlace™

| MODEL  | Features                      | MODEL NUMBER |   |   |   |
|--|-------------------------------|--------------|---|---|---|
|  |                               | Basic Model  | Non-Contrast or Fabric Contrast 1   | Fabric Contrast 2   | Moisture Barrier                                  |
| concealed glides shown<br><br><b>26" Round - Non-contrast</b> <ul style="list-style-type: none"> <li>• Non-contrast C.O.M = 2.25 yds</li> <li>• Ganging (specify kit separately)</li> <li>• Dia=26" H=18"</li> </ul>   | Concealed Glide, Non-contrast | MP26R/CGL/NC | <input type="checkbox"/> <input type="checkbox"/> <input type="checkbox"/> <input type="checkbox"/> |   | <input type="checkbox"/> <input type="checkbox"/> |
| M26R   |                               |              |   |   |   |
| concealed glides shown<br><br><b>26" Round - Contrast</b> <ul style="list-style-type: none"> <li>• 1 = Base (Fabric Contrast 1) C.O.M. = 1.75 yd</li> <li>• 2 = Seat (Fabric Contrast 2) C.O.M. = 1 yd</li> <li>• Ganging (specify kit separately)</li> <li>• Dia=26" H=18"</li> </ul> | Concealed Glide, Contrast     | MP26R/CGL/FC | <input type="checkbox"/> <input type="checkbox"/> <input type="checkbox"/> <input type="checkbox"/> | <input type="checkbox"/> <input type="checkbox"/> <input type="checkbox"/> <input type="checkbox"/> | <input type="checkbox"/> <input type="checkbox"/> |
| M26R   |                               |              |   |   |   |

**A**      **B**      **C**      **D**

## HOW TO ORDER

Indicate the following information on order form:

1. Quantity of each item.
2. Model number, including options. See "How To Build a Model Number".
3. Any special service required.

Note: • The  indicates that a choice is required.

- The absence of the  indicates that no choice is required.
- Alpha-numeric characters in place of  indicate that no other alternatives are available.

## HOW TO BUILD A MODEL NUMBER

- A** Select basic model.
- B** Select quick ship non-contrast or fabric contrast 1.  
See 'Information' for fabric color codes and colors.
- C** Select quick ship fabric contrast 2.  
See 'Information' for fabric color codes and colors.
- D** Select moisture barrier.  
**MB** - Moisture barrier  
**NMB** - No moisture barrier  
See pricing column for moisture barrier upcharge.

## INFORMATION

### Quick Ship Fabrics

#### Grade C - Skyline

- 1KBA - Bermuda
- 1KBN - Black
- 1KCA - Cocoa
- 1KGE - Grape
- 1KIN - Iron
- 1KLE - Lime
- 1KMN - Melon
- 1KMT - Midnight
- 1KRR - Red Pepper
- 1KSG - Sterling
- 1KTY - Taffy

#### Grade E - Umbel Vinyl

- VUAN - Antelope
- VUBC - Black
- VUBX - Bordeaux
- VUCM - Camel
- VUCR - Carotene
- VUCH - Charcoal
- VUEL - Elephant

- VUMT - Molten
- VUNY - Navy
- VUPD - Paradise
- VUPT - Patina
- VUSS - Sassafras

#### Grade G - Yerba Vinyl

- VYAQ - Aquamarine
- VYBQ - Briquette
- VYCD - Cloud
- VYGG - Green Grass
- VYGY - Grey
- VYLN - Light Navy
- VYMH - Mocha
- VYSF - Seafoam



# 10 Days or Less Seating - Lobby and Lounge

MyPlace™

| Approx.<br>Packaged<br>Weight | Grade<br>C.O.M. | Grade<br>C | Grade<br>E &<br>C.O.L. | Grade<br>G | Moisture<br>Barrier<br>add to list<br>price |
|-------------------------------|-----------------|------------|------------------------|------------|---|
| 35.0#                         | \$ 614          | \$ 697     | \$ 745                 | \$ 797     | \$ 115                                      |

|       |        |        |        |        |        |
|-------|--------|--------|--------|--------|--------|
| 35.0# | \$ 639 | \$ 727 | \$ 775 | \$ 857 | \$ 115 |
|-------|--------|--------|--------|--------|--------|

## INFORMATION

### Order Quantity

Maximum MyPlace™ Order Quantity - 10 chairs

## INFORMATION

### C.O.M. Requirements

C.O.M. yardage requirements listed above are based on plain goods 54" wide. If less than 54" wide or fabrics requiring matching (stripes, plaids, prints, large patterns), additional yardage will be needed. Consult C.O.M. matrix for additional yardage needed. For C.O.M. fabric sent to KI-High Point on multiple rolls, add an additional yard of fabric per roll to the yardage requirements.

### C.O.L. Requirements

Figure 18 sq. ft. of leather (C.O.L.) for each yard shown (i.e., 4.75 x 18 = 85.5 sq. ft).

### Contrasting Upholstery

When contrasting fabric is chosen, price at highest in-grade.

### Minimum Fabric/Leather Quantity

Minimum order for fabric is 1 yard. Minimum order for leather is 1 hide (approximately 50 sq. ft).

### Quick Ship with COM/COL

The 10 working day quick ship lead-time for orders with COM/COL begins the day the COM/COL is received and the order is released into production

## SPECIAL SERVICES

### Special Carton Marking

With specially marked information N/C

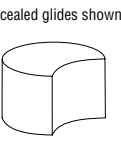
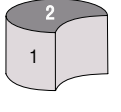
### Shipping

Ships **assembled, FOB High Point, NC 27263, freight prepaid.** Freight class 250.

Specifications and prices are subject to change without prior notice.

# 10 Days or Less Seating - Lobby and Lounge

MyPlace™

| MODEL  | Features                      | MODEL NUMBER |   |   |  |          |
|--|-------------------------------|--------------|---|---|--|----------|
|  |                               | Basic Model  | Non-Contrast or Fabric Contrast 1   | Fabric Contrast 2   | Moisture Barrier   |          |
| concealed glides shown <br><b>Crescent - Non-contrast</b> <ul style="list-style-type: none"> <li>• Non-contrast C.O.M = 2 yds</li> <li>• Ganging (specify kit separately)</li> <li>• Dia=26" H=18"</li> </ul>  | Concealed Glide, Non-contrast | MPCRE/CGL/NC | <input type="checkbox"/> <input type="checkbox"/> <input type="checkbox"/> <input type="checkbox"/> |   | <input type="checkbox"/> <input type="checkbox"/> <input type="checkbox"/> |          |
| MCRE   |                               |              |   |   |  |          |
| concealed glides shown <br><b>Crescent - Contrast</b> <ul style="list-style-type: none"> <li>• 1 = Base (Fabric Contrast 1) C.O.M. = 1.75 yd</li> <li>• 2 = Seat (Fabric Contrast 2) C.O.M. = .75 yd</li> <li>• Ganging (specify kit separately)</li> <li>• Dia=26" H=18"</li> </ul> | Concealed Glide, Contrast     | MPCRE/CGL/FC | <input type="checkbox"/> <input type="checkbox"/> <input type="checkbox"/> <input type="checkbox"/> | <input type="checkbox"/> <input type="checkbox"/> <input type="checkbox"/> <input type="checkbox"/> | <input type="checkbox"/> <input type="checkbox"/> <input type="checkbox"/> |          |
| MCRE   |                               |              |   |   |  |          |
|  |                               |              | <b>A</b>  | <b>B</b>  | <b>C</b>   | <b>D</b> |

## HOW TO ORDER

Indicate the following information on order form:

1. Quantity of each item.
2. Model number, including options. See "How To Build a Model Number".
3. Any special service required.

Note: • The  indicates that a choice is required.

- The absence of the  indicates that no choice is required.
- Alpha-numeric characters in place of  indicate that no other alternatives are available.

## HOW TO BUILD A MODEL NUMBER

- A** Select basic model.
- B** Select quick ship non-contrast or fabric contrast 1.  
See 'Information' for fabric color codes and colors.
- C** Select quick ship fabric contrast 2.  
See 'Information' for fabric color codes and colors.
- D** Select moisture barrier.
 

|            |                       |
|------------|-----------------------|
| <b>MB</b>  | - Moisture barrier    |
| <b>NMB</b> | - No moisture barrier |

 See pricing column for moisture barrier upcharge.

## INFORMATION

### Quick Ship Fabrics

#### Grade C - Skyline

- 1KBA - Bermuda
- 1KBN - Black
- 1KCA - Cocoa
- 1KGE - Grape
- 1KIN - Iron
- 1KLE - Lime
- 1KMN - Melon
- 1KMT - Midnight
- 1KRR - Red Pepper
- 1KSG - Sterling
- 1KTY - Taffy

#### Grade E - Umbel Vinyl

- VUAN - Antelope
- VUBC - Black
- VUBX - Bordeaux
- VUCM - Camel
- VUCR - Carotene
- VUCH - Charcoal
- VUEL - Elephant

- VUMT - Molten
- VUNY - Navy
- VUPD - Paradise
- VUPT - Patina
- VUSS - Sassafras

#### Grade G - Yerba Vinyl

- VYAQ - Aquamarine
- VYBQ - Briquette
- VYCD - Cloud
- VYGG - Green Grass
- VYGY - Grey
- VYLN - Light Navy
- VYMH - Mocha
- VYSF - Seafoam



# 10 Days or Less Seating - Lobby and Lounge

MyPlace™

| Approx.<br>Packaged<br>Weight | Grade<br>C.O.M. | Grade<br>C | Grade<br>E &<br>C.O.L. | Grade<br>G | Moisture<br>Barrier<br>add to list<br>price |
|-------------------------------|-----------------|------------|------------------------|------------|---|
| 68.0#                         | \$ 623          | \$ 696     | \$ 738                 | \$ 785     | \$ 152                                      |

|       |        |        |        |        |        |
|-------|--------|--------|--------|--------|--------|
| 68.0# | \$ 648 | \$ 731 | \$ 773 | \$ 860 | \$ 152 |
|-------|--------|--------|--------|--------|--------|

## INFORMATION

### Order Quantity

Maximum MyPlace™ Order Quantity - 10 chairs

## INFORMATION

### C.O.M. Requirements

C.O.M. yardage requirements listed above are based on plain goods 54" wide. If less than 54" wide or fabrics requiring matching (stripes, plaids, prints, large patterns), additional yardage will be needed. Consult C.O.M. matrix for additional yardage needed. For C.O.M. fabric sent to KI-High Point on multiple rolls, add an additional yard of fabric per roll to the yardage requirements.

### C.O.L. Requirements

Figure 18 sq. ft. of leather (C.O.L.) for each yard shown (i.e., 4.75 x 18 = 85.5 sq. ft).

### Contrasting Upholstery

When contrasting fabric is chosen, price at highest in-grade.

### Minimum Fabric/Leather Quantity

Minimum order for fabric is 1 yard. Minimum order for leather is 1 hide (approximately 50 sq. ft).

### Quick Ship with COM/COL

The 10 working day quick ship lead-time for orders with COM/COL begins the day the COM/COL is received and the order is released into production

## SPECIAL SERVICES

### Special Carton Marking

With specially marked information N/C

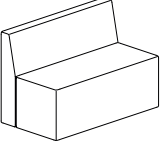
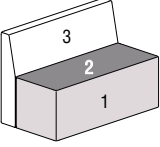
### Shipping

Ships **assembled, FOB High Point, NC 27263, freight prepaid.** Freight class 250.

Specifications and prices are subject to change without prior notice.

# 10 Days or Less Seating - Lobby and Lounge

MyPlace™

| MODEL   | Features                      | MODEL NUMBER |   |   |   |  |          |
|---|-------------------------------|--------------|---|---|---|--|----------|
|   |                               | Basic Model  | Non-Contrast or Fabric Contrast 1   | Fabric Contrast 2   | Fabric Contrast 3   | Moisture Barrier   |          |
| <p>concealed glides shown</p>  <p><b>Rectangle with Back- Non-contrast</b></p> <ul style="list-style-type: none"> <li>• Non-contrast C.O.M = 4.75 yds</li> <li>• Ganging (specify kit separately)</li> </ul> <p>Overall Dimensions:</p> <ul style="list-style-type: none"> <li>• W=48" D=26" H=32"</li> </ul> <p>Seat Dimensions:</p> <ul style="list-style-type: none"> <li>• W=48" D=19" H=18"</li> </ul>   | Concealed Glide, Non-contrast | MPRB/CGL/NC  | <input type="checkbox"/> <input type="checkbox"/> <input type="checkbox"/> <input type="checkbox"/> |   |   | <input type="checkbox"/> <input type="checkbox"/> <input type="checkbox"/> |          |
| <p>MRB</p> <p>concealed glides shown</p>  <p><b>Rectangle with Back- Contrast</b></p> <ul style="list-style-type: none"> <li>• 1 = Base (Fabric Contrast 1) C.O.M. = 2 yd</li> <li>• 2 = Seat (Fabric Contrast 2) C.O.M. = .75 yd</li> <li>• 3 = Back (Fabric Contrast 3) C.O.M. = 2.75 yd</li> <li>• Ganging (specify kit separately)</li> </ul> <p>Overall Dimensions:</p> <ul style="list-style-type: none"> <li>• W=48" D=26" H=32"</li> </ul> <p>Seat Dimensions:</p> <ul style="list-style-type: none"> <li>• W=48" D=19" H=18"</li> </ul> <p>• Price is based off of highest grade base or back fabric. Exclude seat fabric when selecting highest grade contrasting fabric.</p> | Concealed Glide, Contrast     | MPRB/CGL/FC  | <input type="checkbox"/> <input type="checkbox"/> <input type="checkbox"/> <input type="checkbox"/> | <input type="checkbox"/> <input type="checkbox"/> <input type="checkbox"/> <input type="checkbox"/> | <input type="checkbox"/> <input type="checkbox"/> <input type="checkbox"/> <input type="checkbox"/> | <input type="checkbox"/> <input type="checkbox"/> <input type="checkbox"/> |          |
|   |                               |              | <b>A</b>  | <b>B</b>  | <b>C</b>  | <b>D</b>   | <b>E</b> |

## HOW TO ORDER

Indicate the following information on order form:

1. Quantity of each item.
2. Model number, including options. See "How To Build a Model Number".
3. Any special service required.

Note: • The  indicates that a choice is required.

- The absence of the  indicates that no choice is required.
- Alpha-numeric characters in place of  indicate that no other alternatives are available.

## HOW TO BUILD A MODEL NUMBER

- A** Select basic model.
- B** Select quick ship non-contrast or fabric contrast 1.  
See 'Information' for fabric color codes and colors.
- C** Select quick ship fabric contrast 2.  
See 'Information' for fabric color codes and colors.
- D** Select quick ship fabric contrast 3.  
See 'Information' for fabric color codes and colors.
- E** Select moisture barrier.  
**MB** - Moisture barrier  
**NMB** - No moisture barrier  
See pricing column for moisture barrier upcharge.

## INFORMATION

### Quick Ship Fabrics

#### Grade C - Skyline

- 1KBA - Bermuda
- 1KBN - Black
- 1KCA - Cocoa
- 1KGE - Grape
- 1KIN - Iron
- 1KLE - Lime
- 1KMN - Melon
- 1KMT - Midnight
- 1KRR - Red Pepper
- 1KSG - Sterling
- 1KTY - Taffy

#### Grade E - Umbel Vinyl

- VUAN - Antelope
- VUBC - Black
- VUBX - Bordeaux
- VUCM - Camel
- VUCR - Carotene
- VUCH - Charcoal
- VUEL - Elephant

- VUMT - Molten
- VUNY - Navy
- VUPD - Paradise
- VUPT - Patina
- VUSS - Sassafras

#### Grade G - Yerba Vinyl

- VYAQ - Aquamarine
- VYBQ - Briquette
- VYCD - Cloud
- VYGG - Green Grass
- VYGY - Grey
- VYLN - Light Navy
- VYMH - Mocha
- VYSF - Seafoam





# 10 Days or Less Seating - Lobby and Lounge

MyPlace™

| Approx.<br>Packaged<br>Weight | Grade<br>C.O.M. | Grade<br>C | Grade<br>E &<br>C.O.L. | Grade<br>G | Moisture<br>Barrier<br>add to list<br>price |
|-------------------------------|-----------------|------------|------------------------|------------|---|
| 91.0#                         | \$ 1222         | \$ 1396    | \$ 1497                | \$ 1607    | \$ 223                                      |

|       |         |         |         |         |        |
|-------|---------|---------|---------|---------|--------|
| 91.0# | \$ 1272 | \$ 1446 | \$ 1547 | \$ 1682 | \$ 223 |
|-------|---------|---------|---------|---------|--------|

## INFORMATION

### Order Quantity

Maximum MyPlace™ Order Quantity - 10 chairs

## INFORMATION

### C.O.M. Requirements

C.O.M. yardage requirements listed above are based on plain goods 54" wide. If less than 54" wide or fabrics requiring matching (stripes, plaids, prints, large patterns), additional yardage will be needed. Consult C.O.M. matrix for additional yardage needed. For C.O.M. fabric sent to KI-High Point on multiple rolls, add an additional yard of fabric per roll to the yardage requirements.

### C.O.L. Requirements

Figure 18 sq. ft. of leather (C.O.L.) for each yard shown (i.e., 4.75 x 18 = 85.5 sq. ft).

### Contrasting Upholstery

When contrasting fabric is chosen, price at highest in-grade.

### Minimum Fabric/Leather Quantity

Minimum order for fabric is 1 yard. Minimum order for leather is 1 hide (approximately 50 sq. ft).

### Quick Ship with COM/COL

The 10 working day quick ship lead-time for orders with COM/COL begins the day the COM/COL is received and the order is released into production

## SPECIAL SERVICES

### Special Carton Marking

With specially marked information N/C

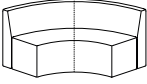
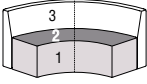
### Shipping

Ships **assembled, FOB High Point, NC 27263, freight prepaid.** Freight class 250.

Specifications and prices are subject to change without prior notice.

# 10 Days or Less Seating - Lobby and Lounge

MyPlace™

| MODEL  | Features   | MODEL NUMBER                  |                                   |   |   |   |  |
|--|--|-------------------------------|-----------------------------------|---|---|---|--|
|  |  | Basic Model                   | Non-Contrast or Fabric Contrast 1 | Fabric Contrast 2   | Fabric Contrast 3   | Moisture Barrier  |  |
| <p>concealed glides shown</p>  <p>MICB</p> | <p><b>Inside Back 90° Curve - Non-contrast</b></p> <ul style="list-style-type: none"> <li>Ganging (specify kit separately)</li> </ul> <p>Overall Dimensions:</p> <ul style="list-style-type: none"> <li>W=76-1/2" D=26" H=32"</li> </ul> <p>Seat Dimensions:</p> <ul style="list-style-type: none"> <li>D=19" H=18"</li> </ul>   | Concealed Glide, Non-contrast | MPICB/CGL/NC                      | <input type="checkbox"/> <input type="checkbox"/> <input type="checkbox"/> <input type="checkbox"/> |   |   | <input type="checkbox"/> <input type="checkbox"/> <input type="checkbox"/> |
| <p>concealed glides shown</p>  <p>MICB</p> | <p><b>Inside Back 90° Curve- Contrast</b></p> <ul style="list-style-type: none"> <li>1 = Base (Fabric Contrast 1) C.O.M. = 2.75 yd</li> <li>2 = Seat (Fabric Contrast 2) C.O.M. = 1.75 yd</li> <li>3 = Back (Fabric Contrast 3) C.O.M. = 4 yd</li> <li>Ganging (specify kit separately)</li> </ul> <p>Overall Dimensions:</p> <ul style="list-style-type: none"> <li>W=76-1/2" D=26" H=32"</li> </ul> <p>Seat Dimensions:</p> <ul style="list-style-type: none"> <li>D=19" H=18"</li> </ul> <p>• Price is based off of highest grade base or back fabric. Exclude seat fabric when selecting highest grade contrasting fabric.</p> | Concealed Glide, Contrast     | MPICB/CGL/FC                      | <input type="checkbox"/> <input type="checkbox"/> <input type="checkbox"/> <input type="checkbox"/> | <input type="checkbox"/> <input type="checkbox"/> <input type="checkbox"/> <input type="checkbox"/> | <input type="checkbox"/> <input type="checkbox"/> <input type="checkbox"/> <input type="checkbox"/> | <input type="checkbox"/> <input type="checkbox"/> <input type="checkbox"/> |

**A B C D E**

## HOW TO ORDER

Indicate the following information on order form:

- Quantity of each item.
- Model number, including options. See "How To Build a Model Number".
- Any special service required.

Note: • The  indicates that a choice is required.

- The absence of the  indicates that no choice is required.
- Alpha-numeric characters in place of  indicate that no other alternatives are available.

## HOW TO BUILD A MODEL NUMBER

- A** Select basic model.
- B** Select quick ship non-contrast or fabric contrast 1.  
See 'Information' for fabric color codes and colors.
- C** Select quick ship fabric contrast 2.  
See 'Information' for fabric color codes and colors.
- D** Select quick ship fabric contrast 3.  
See 'Information' for fabric color codes and colors.
- E** Select moisture barrier.  
**MB** - Moisture barrier  
**NMB** - No moisture barrier  
See pricing column for moisture barrier upcharge.

## INFORMATION

### Quick Ship Fabrics

#### Grade C - Skyline

- 1KBA - Bermuda
- 1KBN - Black
- 1KCA - Cocoa
- 1KGE - Grape
- 1KIN - Iron
- 1KLE - Lime
- 1KMN - Melon
- 1KMT - Midnight
- 1KRR - Red Pepper
- 1KSG - Sterling
- 1KTY - Taffy

#### Grade E - Umbel Vinyl

- VUAN - Antelope
- VUBC - Black
- VUBX - Bordeaux
- VUCM - Camel
- VUCR - Carotene
- VUCH - Charcoal
- VUEL - Elephant

- VUMT - Molten
- VUNY - Navy
- VUPD - Paradise
- VUPT - Patina
- VUSS - Sassafra

#### Grade G - Yerba Vinyl

- VYAQ - Aquamarine
- VYBQ - Briquette
- VYCD - Cloud
- VYGG - Green Grass
- VYGY - Grey
- VYLN - Light Navy
- VYMH - Mocha
- VYSF - Seafoam



# 10 Days or Less Seating - Lobby and Lounge

MyPlace™

| Approx.<br>Packaged<br>Weight | Grade<br>C.O.M. | Grade<br>C | Grade<br>E &<br>C.O.L. | Grade<br>G | Moisture<br>Barrier<br>add to list<br>price |
|-------------------------------|-----------------|------------|------------------------|------------|---|
| 120.0#                        | \$ 1766         | \$ 2060    | \$ 2230                | \$ 2415    | \$ 268                                      |

|        |         |         |         |         |        |
|--------|---------|---------|---------|---------|--------|
| 120.0# | \$ 1816 | \$ 2110 | \$ 2280 | \$ 2490 | \$ 268 |
|--------|---------|---------|---------|---------|--------|

## INFORMATION

### Order Quantity

Maximum MyPlace™ Order Quantity - 10 chairs

## INFORMATION

### C.O.M. Requirements

C.O.M. yardage requirements listed above are based on plain goods 54" wide. If less than 54" wide or fabrics requiring matching (stripes, plaids, prints, large patterns), additional yardage will be needed. Consult C.O.M. matrix for additional yardage needed. For C.O.M. fabric sent to KI-High Point on multiple rolls, add an additional yard of fabric per roll to the yardage requirements.

### C.O.L. Requirements

Figure 18 sq. ft. of leather (C.O.L.) for each yard shown (i.e., 4.75 x 18 = 85.5 sq. ft).

### Contrasting Upholstery

When contrasting fabric is chosen, price at highest in-grade.

### Minimum Fabric/Leather Quantity

Minimum order for fabric is 1 yard. Minimum order for leather is 1 hide (approximately 50 sq. ft).

### Quick Ship with COM/COL

The 10 working day quick ship lead-time for orders with COM/COL begins the day the COM/COL is received and the order is released into production

## SPECIAL SERVICES

### Special Carton Marking

With specially marked information N/C

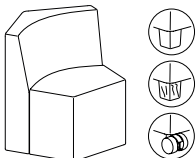
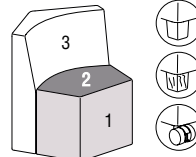
### Shipping

Ships **assembled, FOB High Point, NC 27263, freight prepaid.** Freight class 250.

Specifications and prices are subject to change without prior notice.

# 10 Days or Less Seating - Lobby and Lounge

MyPlace™

| MODEL   | Features                      | MODEL NUMBER |   |   |   |  |
|---|-------------------------------|--------------|---|---|---|--|
|   |                               | Basic Model  | Non-Contrast or Fabric Contrast 1   | Fabric Contrast 2   | Fabric Contrast 3   | Moisture Barrier   |
| <p>concealed glides shown</p>  <p><b>Five S with Back - Non-contrast</b></p> <ul style="list-style-type: none"> <li>Ganging (specify kit separately). Five S models can only gang to other Five S models</li> <li>Overall Dimensions:                     <ul style="list-style-type: none"> <li>W=31-1/4" D=28" H=32"</li> </ul> </li> <li>Seat Dimensions:                     <ul style="list-style-type: none"> <li>W=19" D=17" H=18"</li> </ul> </li> </ul>  | Concealed Glide, Non-contrast | MP5S/CGL/NC  | <input type="checkbox"/> <input type="checkbox"/> <input type="checkbox"/> <input type="checkbox"/> |   |   | <input type="checkbox"/> <input type="checkbox"/> <input type="checkbox"/> |
| <p>M5S</p> <p>concealed glides shown</p>  <p><b>Five S with Back- Contrast</b></p> <ul style="list-style-type: none"> <li>1 = Base (Fabric Contrast 1) C.O.M. = 1.5 yd</li> <li>2 = Seat (Fabric Contrast 2) C.O.M. = .75 yd</li> <li>3 = Back (Fabric Contrast 3) C.O.M. = 2 yd</li> <li>Ganging (specify kit separately). Five S models can only gang to other Five S models</li> <li>Overall Dimensions:                     <ul style="list-style-type: none"> <li>W=31-1/4" D=28" H=32"</li> </ul> </li> <li>Seat Dimensions:                     <ul style="list-style-type: none"> <li>W=19" D=17" H=18"</li> </ul> </li> <li>Price is based off of highest grade base or back fabric. Exclude seat fabric when selecting highest grade contrasting fabric.</li> </ul> | Concealed Glide, Contrast     | MP5S/CGL/FC  | <input type="checkbox"/> <input type="checkbox"/> <input type="checkbox"/> <input type="checkbox"/> | <input type="checkbox"/> <input type="checkbox"/> <input type="checkbox"/> <input type="checkbox"/> | <input type="checkbox"/> <input type="checkbox"/> <input type="checkbox"/> <input type="checkbox"/> | <input type="checkbox"/> <input type="checkbox"/> <input type="checkbox"/> |

**A**      **B**      **C**      **D**      **E**

## HOW TO ORDER

Indicate the following information on order form:

- Quantity of each item.
- Model number, including options. See "How To Build a Model Number".
- Any special service required.

Note: • The  indicates that a choice is required.

- The absence of the  indicates that no choice is required.
- Alpha-numeric characters in place of  indicate that no other alternatives are available.

## HOW TO BUILD A MODEL NUMBER

- A** Select basic model.
- B** Select quick ship non-contrast or fabric contrast 1.  
See 'Information' for fabric color codes and colors.
- C** Select quick ship fabric contrast 2.  
See 'Information' for fabric color codes and colors.
- D** Select quick ship fabric contrast 3.  
See 'Information' for fabric color codes and colors.
- E** Select moisture barrier.  
**MB** - Moisture barrier  
**NMB** - No moisture barrier  
See pricing column for moisture barrier upcharge.

## INFORMATION

### Quick Ship Fabrics

#### Grade C - Skyline

- 1KBA - Bermuda
- 1KBN - Black
- 1KCA - Cocoa
- 1KGE - Grape
- 1KIN - Iron
- 1KLE - Lime
- 1KMN - Melon
- 1KMT - Midnight
- 1KRR - Red Pepper
- 1KSG - Sterling
- 1KTY - Taffy

#### Grade E - Umbel Vinyl

- VUAN - Antelope
- VUBC - Black
- VUBX - Bordeaux
- VUCM - Camel
- VUCR - Carotene
- VUCH - Charcoal
- VUEL - Elephant

- VUMT - Molten
- VUNY - Navy
- VUPD - Paradise
- VUPT - Patina
- VUSS - Sassafras

#### Grade G - Yerba Vinyl

- VYAQ - Aquamarine
- VYBQ - Briquette
- VYCD - Cloud
- VYGG - Green Grass
- VYGY - Grey
- VYLN - Light Navy
- VYMH - Mocha
- VYSF - Seafoam



# 10 Days or Less Seating - Lobby and Lounge

MyPlace™

| Approx. Packaged Weight | Grade C.O.M. | Grade C | Grade E & C.O.L. | Grade G | Moisture Barrier add to list price |
|-------------------------|--------------|---------|------------------|---------|------------------------------------|
| 67.0#                   | \$ 1161      | \$ 1298 | \$ 1378          | \$ 1465 | \$ 186                             |
| 67.0#                   | \$ 1211      | \$ 1348 | \$ 1428          | \$ 1540 | \$ 186                             |

**INFORMATION**

**Order Quantity**

Maximum MyPlace™ Order Quantity - 10 chairs

**INFORMATION**

**C.O.M. Requirements**

C.O.M. yardage requirements listed above are based on plain goods 54" wide. If less than 54" wide or fabrics requiring matching (stripes, plaids, prints, large patterns), additional yardage will be needed. Consult C.O.M. matrix for additional yardage needed. For C.O.M. fabric sent to KI-High Point on multiple rolls, add an additional yard of fabric per roll to the yardage requirements.

**C.O.L. Requirements**

Figure 18 sq. ft. of leather (C.O.L.) for each yard shown (i.e., 4.75 x 18 = 85.5 sq. ft).

**Contrasting Upholstery**

When contrasting fabric is chosen, price at highest in-grade.

**Minimum Fabric/Leather Quantity**

Minimum order for fabric is 1 yard. Minimum order for leather is 1 hide (approximately 50 sq. ft).

**Quick Ship with COM/COL**

The 10 working day quick ship lead-time for orders with COM/COL begins the day the COM/COL is received and the order is released into production

**SPECIAL SERVICES**

**Special Carton Marking**

With specially marked information N/C

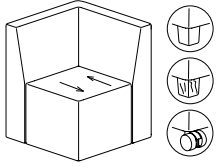
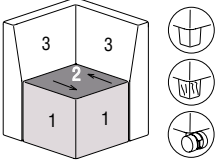
**Shipping**

Ships **assembled, FOB High Point, NC 27263, freight prepaid.** Freight class 250.

Specifications and prices are subject to change without prior notice.

# 10 Days or Less Seating - Lobby and Lounge

MyPlace™

| MODEL  | Features                      | MODEL NUMBER    |   |   |   |  |
|--|-------------------------------|-----------------|---|---|---|--|
|  |                               | Basic Model     | Non-Contrast or Fabric Contrast 1   | Fabric Contrast 2   | Fabric Contrast 3   | Moisture Barrier   |
| <p>concealed glides shown</p>  <p><b>Corner with Back - Non-contrast, Left-Facing Seat Uph. Direction</b></p> <ul style="list-style-type: none"> <li>Ganging (specify kit separately)</li> <li>Overall Dimensions:                     <ul style="list-style-type: none"> <li>W=26" D=26" H=32"</li> </ul> </li> <li>Seat Dimensions:                     <ul style="list-style-type: none"> <li>W=19" D=19" H=18"</li> </ul> </li> </ul> <p>MCRN</p>  | Concealed Glide, Non-contrast | MPCRN/LF/CGL/NC | <input type="checkbox"/> <input type="checkbox"/> <input type="checkbox"/> <input type="checkbox"/> |   |   | <input type="checkbox"/> <input type="checkbox"/> <input type="checkbox"/> |
| <p>concealed glides shown</p>  <p><b>Corner with Back - Contrast, Left-Facing Seat Uph. Direction</b></p> <ul style="list-style-type: none"> <li>1 = Base (Fabric Contrast 1) C.O.M. = 1.5 yd</li> <li>2 = Seat (Fabric Contrast 2) C.O.M. = .75 yd</li> <li>3 = Back (Fabric Contrast 3) C.O.M. = 2.5 yd</li> <li>Ganging (specify kit separately)</li> <li>Overall Dimensions:                     <ul style="list-style-type: none"> <li>W=26" D=26" H=32"</li> </ul> </li> <li>Seat Dimensions:                     <ul style="list-style-type: none"> <li>W=19" D=19" H=18"</li> </ul> </li> <li>Price is based off of highest grade base or back fabric. Exclude seat fabric when selecting highest grade contrasting fabric.</li> </ul> <p>MCRN</p> | Concealed Glide, Contrast     | MPCRN/LF/CGL/FC | <input type="checkbox"/> <input type="checkbox"/> <input type="checkbox"/> <input type="checkbox"/> | <input type="checkbox"/> <input type="checkbox"/> <input type="checkbox"/> <input type="checkbox"/> | <input type="checkbox"/> <input type="checkbox"/> <input type="checkbox"/> <input type="checkbox"/> | <input type="checkbox"/> <input type="checkbox"/> <input type="checkbox"/> |

**A**      **B**      **C**      **D**      **E**

## HOW TO ORDER

Indicate the following information on order form:

- Quantity of each item.
- Model number, including options. See "How To Build a Model Number".
- Any special service required.

Note:

- The  indicates that a choice is required.
- The absence of the  indicates that no choice is required.
- Alpha-numeric characters in place of  indicate that no other alternatives are available.

## HOW TO BUILD A MODEL NUMBER

- A** Select basic model.
- B** Select quick ship non-contrast or fabric contrast 1.  
See 'Information' for fabric color codes and colors.
- C** Select quick ship fabric contrast 2.  
See 'Information' for fabric color codes and colors.
- D** Select quick ship fabric contrast 3.  
See 'Information' for fabric color codes and colors.
- E** Select moisture barrier.  
**MB** - Moisture barrier  
**NMB** - No moisture barrier  
See pricing column for moisture barrier upcharge.

## INFORMATION

### Quick Ship Fabrics

#### Grade C - Skyline

- 1KBA - Bermuda
- 1KBN - Black
- 1KCA - Cocoa
- 1KGE - Grape
- 1KIN - Iron
- 1KLE - Lime
- 1KMN - Melon
- 1KMT - Midnight
- 1KRR - Red Pepper
- 1KSG - Sterling
- 1KTY - Taffy

#### Grade E - Umbel Vinyl

- VUAN - Antelope
- VUBC - Black
- VUBX - Bordeaux
- VUCM - Camel
- VUCR - Carotene
- VUCH - Charcoal
- VUEL - Elephant

- VUMT - Molten
- VUNY - Navy
- VUPD - Paradise
- VUPT - Patina
- VUSS - Sassafras

#### Grade G - Yerba Vinyl

- VYAQ - Aquamarine
- VYBQ - Briquette
- VYCD - Cloud
- VYGG - Green Grass
- VYGY - Grey
- VYLN - Light Navy
- VYMH - Mocha
- VYSF - Seafoam



# 10 Days or Less Seating - Lobby and Lounge

MyPlace™

| Approx. Packaged Weight | Grade C.O.M. | Grade C | Grade E & C.O.L. | Grade G | Moisture Barrier add to list price |
|-------------------------|--------------|---------|------------------|---------|------------------------------------|
| 50.0#                   | \$ 1185      | \$ 1341 | \$ 1431          | \$ 1530 | \$ 194                             |
| 50.0#                   | \$ 1235      | \$ 1391 | \$ 1481          | \$ 1605 | \$ 194                             |

**INFORMATION**

**Order Quantity**

Maximum MyPlace™ Order Quantity - 10 chairs

**INFORMATION**

**C.O.M. Requirements**

C.O.M. yardage requirements listed above are based on plain goods 54" wide. If less than 54" wide or fabrics requiring matching (stripes, plaids, prints, large patterns), additional yardage will be needed. Consult C.O.M. matrix for additional yardage needed. For C.O.M. fabric sent to KI-High Point on multiple rolls, add an additional yard of fabric per roll to the yardage requirements.

**C.O.L. Requirements**

Figure 18 sq. ft. of leather (C.O.L.) for each yard shown (i.e., 4.75 x 18 = 85.5 sq. ft).

**Contrasting Upholstery**

When contrasting fabric is chosen, price at highest in-grade.

**Minimum Fabric/Leather Quantity**

Minimum order for fabric is 1 yard. Minimum order for leather is 1 hide (approximately 50 sq. ft).

**Quick Ship with COM/COL**

The 10 working day quick ship lead-time for orders with COM/COL begins the day the COM/COL is received and the order is released into production

**SPECIAL SERVICES**

**Special Carton Marking**

With specially marked information N/C

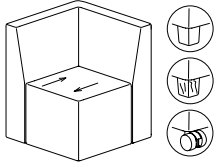
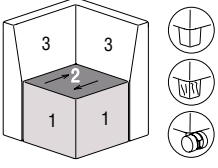
**Shipping**

Ships **assembled, FOB High Point, NC 27263, freight prepaid.** Freight class 250.

Specifications and prices are subject to change without prior notice.

# 10 Days or Less Seating - Lobby and Lounge

MyPlace™

| MODEL   | Features                      | MODEL NUMBER    |   |   |   |   |
|---|-------------------------------|-----------------|---|---|---|---|
|   |                               | Basic Model     | Non-Contrast or Fabric Contrast 1   | Fabric Contrast 2   | Fabric Contrast 3   | Moisture Barrier                                  |
| <p>concealed glides shown</p>  <p><b>Corner with Back - Non-contrast, Right-Facing Seat Uph Direction</b></p> <ul style="list-style-type: none"> <li>• Non-contrast C.O.M = 4.25 yds</li> <li>• Ganging (specify kit separately)</li> </ul> <p>Overall Dimensions:<br/>• W=26" D=26" H=32"</p> <p>Seat Dimensions:<br/>• W=19" D=19" H=18"</p> <p>MCRN</p>  | Concealed Glide, Non-contrast | MPCRN/RF/CGL/NC | <input type="checkbox"/> <input type="checkbox"/> <input type="checkbox"/> <input type="checkbox"/> |   |   | <input type="checkbox"/> <input type="checkbox"/> |
| <p>concealed glides shown</p>  <p><b>Corner with Back - Contrast, Right-Facing Seat Uph Direction</b></p> <ul style="list-style-type: none"> <li>• 1 = Base (Fabric Contrast 1) C.O.M. = 1.5 yd</li> <li>• 2 = Seat (Fabric Contrast 2) C.O.M. = .75 yd</li> <li>• 3 = Back (Fabric Contrast 3) C.O.M. = 2.5 yd</li> <li>• Ganging (specify kit separately)</li> </ul> <p>Overall Dimensions:<br/>• W=26" D=26" H=32"</p> <p>Seat Dimensions:<br/>• W=19" D=19" H=18"</p> <ul style="list-style-type: none"> <li>• Price is based off of highest grade base or back fabric. Exclude seat fabric when selecting highest grade contrasting fabric.</li> </ul> <p>MCRN</p> | Concealed Glide, Contrast     | MPCRN/RF/CGL/FC | <input type="checkbox"/> <input type="checkbox"/> <input type="checkbox"/> <input type="checkbox"/> | <input type="checkbox"/> <input type="checkbox"/> <input type="checkbox"/> <input type="checkbox"/> | <input type="checkbox"/> <input type="checkbox"/> <input type="checkbox"/> <input type="checkbox"/> | <input type="checkbox"/> <input type="checkbox"/> |

**A B C D E**

## HOW TO ORDER

Indicate the following information on order form:

1. Quantity of each item.
2. Model number, including options. See "How To Build a Model Number".
3. Any special service required.

Note: • The  indicates that a choice is required.

- The absence of the  indicates that no choice is required.
- Alpha-numeric characters in place of  indicate that no other alternatives are available.

## HOW TO BUILD A MODEL NUMBER

- A** Select basic model.
- B** Select quick ship non-contrast or fabric contrast 1.  
See 'Information' for fabric color codes and colors.
- C** Select quick ship fabric contrast 2.  
See 'Information' for fabric color codes and colors.
- D** Select quick ship fabric contrast 3.  
See 'Information' for fabric color codes and colors.
- E** Select moisture barrier.  
**MB** - Moisture barrier  
**NMB** - No moisture barrier  
See pricing column for moisture barrier upcharge.

## INFORMATION

### Quick Ship Fabrics

#### Grade C - Skyline

- 1KBA - Bermuda
- 1KBN - Black
- 1KCA - Cocoa
- 1KGE - Grape
- 1KIN - Iron
- 1KLE - Lime
- 1KMN - Melon
- 1KMT - Midnight
- 1KRR - Red Pepper
- 1KSG - Sterling
- 1KTY - Taffy

#### Grade E - Umbel Vinyl

- VUAN - Antelope
- VUBC - Black
- VUBX - Bordeaux
- VUCM - Camel
- VUCR - Carotene
- VUCH - Charcoal
- VUEL - Elephant

- VUMT - Molten
- VUNY - Navy
- VUPD - Paradise
- VUPT - Patina
- VUSS - Sassafras

#### Grade G - Yerba Vinyl

- VYAQ - Aquamarine
- VYBQ - Briquette
- VYCD - Cloud
- VYGG - Green Grass
- VYGY - Grey
- VYLN - Light Navy
- VYMH - Mocha
- VYSF - Seafoam





# 10 Days or Less Seating - Lobby and Lounge

MyPlace™

| Approx.<br>Packaged<br>Weight | Grade<br>C.O.M. | Grade<br>C | Grade<br>E &<br>C.O.L. | Grade<br>G | Moisture<br>Barrier<br>add to list<br>price |
|-------------------------------|-----------------|------------|------------------------|------------|---|
| 50.0#                         | \$ 1185         | \$ 1341    | \$ 1431                | \$ 1530    | \$ 194                                      |

|       |         |         |         |         |        |
|-------|---------|---------|---------|---------|--------|
| 50.0# | \$ 1235 | \$ 1391 | \$ 1481 | \$ 1605 | \$ 194 |
|-------|---------|---------|---------|---------|--------|

## INFORMATION

### Order Quantity

Maximum MyPlace™ Order Quantity - 10 chairs

## INFORMATION

### C.O.M. Requirements

C.O.M. yardage requirements listed above are based on plain goods 54" wide. If less than 54" wide or fabrics requiring matching (stripes, plaids, prints, large patterns), additional yardage will be needed. Consult C.O.M. matrix for additional yardage needed. For C.O.M. fabric sent to KI-High Point on multiple rolls, add an additional yard of fabric per roll to the yardage requirements.

### C.O.L. Requirements

Figure 18 sq. ft. of leather (C.O.L.) for each yard shown (i.e., 4.75 x 18 = 85.5 sq. ft).

### Contrasting Upholstery

When contrasting fabric is chosen, price at highest in-grade.

### Minimum Fabric/Leather Quantity

Minimum order for fabric is 1 yard. Minimum order for leather is 1 hide (approximately 50 sq. ft).

### Quick Ship with COM/COL

The 10 working day quick ship lead-time for orders with COM/COL begins the day the COM/COL is received and the order is released into production

## SPECIAL SERVICES

### Special Carton Marking

With specially marked information N/C

### Shipping

Ships **assembled, FOB High Point, NC 27263, freight prepaid.** Freight class 250.

Specifications and prices are subject to change without prior notice.

# 10 Days or Less Seating - Lobby and Lounge

Sela® - General Information



**Lounge Chair - Metal Base  
Base  
(1323)**

**Loveseat - Metal Base  
(1333)**

**Sofa - Metal Base  
(1343)**

## General Dimensions

|             |            |            |            |
|-------------|------------|------------|------------|
| Seat width  | 22-3/4"    | 46-1/2"    | 69-1/2"    |
| Seat depth  | 20-1/2"    | 20-1/2"    | 20-1/2"    |
| Seat height | 17-3/4"    | 17-3/4"    | 17-3/4"    |
| Arm width   | 3-1/2 - 7" | 3-1/2 - 7" | 3-1/2 - 7" |
| Arm height  | 23"        | 23"        | 23"        |

## Overall Dimensions

|        |         |         |         |
|--------|---------|---------|---------|
| Width  | 32"     | 55"     | 78"     |
| Depth  | 33-1/2" | 33-1/2" | 33-1/2" |
| Height | 28-1/4" | 28-1/4" | 28"     |

## Frame

Seat frames are constructed of 3/4" laminated hardwood plywood that is CNC cut with 5/4 maple cross rails. Ottomans are constructed of 3/4" laminated hardwood plywood. All mainframe joints are doubled doweled and glued. Stress points are further reinforced with the use of glue blocks that are stapled or screwed in place. The arms are constructed of 1/2", 3/4", and 1" laminated hardwood plywood.

## Sled Base

Legs are constructed of 1" O.D. x 16-gauge round steel tubing welded to a 14-gauge steel mounting plate and secured to the frame with 16 #10 x 1.5" steel pan head wood screws.

## Wood Frame

Wood base is 12/4 kiln dried beech hardwood with a moisture content of 6% - 8%. Wood base joints are mortise and tenon and dowel construction. Oversized corner blocks are glued and attached with screws and staples to secure.

## Seat and Back Suspension

The seat is constructed with stretch strap webbing, inner woven and stapled into position. Both seats and backs are covered with a layer of FLW (reinforced non-woven fiber) on top.

## Foam

The back foam is 3" thick and contour cut for consistency. The seat foam is 6" thick. A .5" super soft wrap covers the front and top of the seat. The arm foam varies from from 1.25" thick to .5" thick.



# 10 Days or Less Seating - Lobby and Lounge

Sela® - General Information

---

---

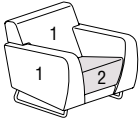
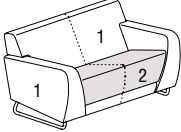
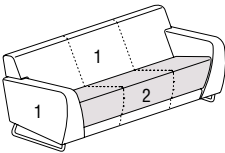
## INFORMATION

### Warranty

Refer to KI Terms & Conditions document  
or visit [ki.com](http://ki.com)

# 10 Days or Less Seating - Lobby and Lounge Seating

Sela®

|   | MODEL               | Features  | MODEL NUMBER |                                   |   |   |   |   |   | Approx. Packaged Weight                           |   |
|---|---------------------|---|--------------|-----------------------------------|---|---|---|---|---|---|---|
|   |                     |   | Basic Model  | Non-Contrast or Fabric Contrast 1 | Fabric Contrast 2   | Base Finish   | Moisture Barrier                                  | Arm Cap   | Glide Option                                      |   |   |
|  <p>SELA</p> | <b>Lounge Chair</b> | <ul style="list-style-type: none"> <li>Non-contrast C.O.M = 5 yd</li> <li>1 = Back, arms, front border (Fabric Contrast 1) C.O.M. = 4 yd</li> <li>2 = Seat (Fabric Contrast 2) C.O.M. = 1.25 yd</li> </ul>      | Non-contrast | 1323/NC                           | <input type="checkbox"/> <input type="checkbox"/> <input type="checkbox"/> <input type="checkbox"/> |   | <input type="checkbox"/> <input type="checkbox"/> | <input type="checkbox"/> <input type="checkbox"/> | <input type="checkbox"/> <input type="checkbox"/> | <input type="checkbox"/> <input type="checkbox"/> | 80.0#   |
|   |                     |   | Contrast     | 1323/FC                           | <input type="checkbox"/> <input type="checkbox"/> <input type="checkbox"/> <input type="checkbox"/> | <input type="checkbox"/> <input type="checkbox"/> <input type="checkbox"/> <input type="checkbox"/> | <input type="checkbox"/> <input type="checkbox"/> | <input type="checkbox"/> <input type="checkbox"/> | <input type="checkbox"/> <input type="checkbox"/> | <input type="checkbox"/> <input type="checkbox"/> | <input type="checkbox"/> <input type="checkbox"/> |
|  <p>SELA</p>  | <b>Loveseat</b>     | <ul style="list-style-type: none"> <li>Non-contrast C.O.M = 7.25 yd</li> <li>1 = Back, arms, front border (Fabric Contrast 1) C.O.M. = 5.5 yd</li> <li>2 = Seat (Fabric Contrast 2) C.O.M. = 1.75 yd</li> </ul> | Non-contrast | 1333/NC                           | <input type="checkbox"/> <input type="checkbox"/> <input type="checkbox"/> <input type="checkbox"/> |   | <input type="checkbox"/> <input type="checkbox"/> | <input type="checkbox"/> <input type="checkbox"/> | <input type="checkbox"/> <input type="checkbox"/> | <input type="checkbox"/> <input type="checkbox"/> | 110.0#  |
|   |                     |   | Contrast     | 1333/FC                           | <input type="checkbox"/> <input type="checkbox"/> <input type="checkbox"/> <input type="checkbox"/> | <input type="checkbox"/> <input type="checkbox"/> <input type="checkbox"/> <input type="checkbox"/> | <input type="checkbox"/> <input type="checkbox"/> | <input type="checkbox"/> <input type="checkbox"/> | <input type="checkbox"/> <input type="checkbox"/> | <input type="checkbox"/> <input type="checkbox"/> | <input type="checkbox"/> <input type="checkbox"/> |
|  <p>SELA</p>  | <b>Sofa</b>         | <ul style="list-style-type: none"> <li>Non-contrast C.O.M = 9.5 yd</li> <li>1 = Back, arms, front border (Fabric Contrast 1) C.O.M. = 6.75 yd</li> <li>2 = Seat (Fabric Contrast 2) C.O.M. = 2.75 yd</li> </ul> | Non-contrast | 1343/NC                           | <input type="checkbox"/> <input type="checkbox"/> <input type="checkbox"/> <input type="checkbox"/> |   | <input type="checkbox"/> <input type="checkbox"/> | <input type="checkbox"/> <input type="checkbox"/> | <input type="checkbox"/> <input type="checkbox"/> | <input type="checkbox"/> <input type="checkbox"/> | 144.0#  |
|   |                     |   | Contrast     | 1343/FC                           | <input type="checkbox"/> <input type="checkbox"/> <input type="checkbox"/> <input type="checkbox"/> | <input type="checkbox"/> <input type="checkbox"/> <input type="checkbox"/> <input type="checkbox"/> | <input type="checkbox"/> <input type="checkbox"/> | <input type="checkbox"/> <input type="checkbox"/> | <input type="checkbox"/> <input type="checkbox"/> | <input type="checkbox"/> <input type="checkbox"/> | <input type="checkbox"/> <input type="checkbox"/> |

**A**      **B**      **C**      **D**      **E**      **F**      **G**

## HOW TO ORDER

Indicate the following information on order form:

- Quantity of each item.
- Model number, including options. See "How To Build a Model Number".
- Any special service required.

Note: • The  indicates that a choice is required.

- The absence of the  indicates that no choice is required.
- Alpha-numeric characters in place of  indicate that no other alternatives are available.

## HOW TO BUILD A MODEL NUMBER

**A** Select basic model.

**B** Select quick ship non-contrast or fabric contrast 1.  
See 'Information' for fabric color codes and colors.

**C** Select quick ship fabric contrast 2.  
See 'Information' for fabric color codes and colors.

**D** Select base finish color.  
**CH** - Chrome

**E** Select moisture barrier.  
**MB** - Moisture barrier  
**NMB** - No moisture barrier  
See pricing column for moisture barrier upcharge.

**F** Select armcaps.  
**NAC** - No armcap

**G** Select glide option.

**NGL** - No glides  
**GNY** - Nylon glides (black); add \$5

## INFORMATION

### Quick Ship Fabrics

#### Grade C - Skyline

- 1KBA - Bermuda
- 1KBN - Black
- 1KCA - Cocoa
- 1KGE - Grape
- 1KIN - Iron
- 1KLE - Lime
- 1KMN - Melon
- 1KMT - Midnight
- 1KRR - Red Pepper
- 1KSG - Sterling
- 1KTY - Taffy

#### Grade E - Umbel Vinyl

- VUAN - Antelope
- VUBC - Black
- VUBX - Bordeaux
- VUCM - Camel
- VUCR - Carotene
- VUCH - Charcoal
- VUEL - Elephant



# 10 Days or Less Seating - Lobby and Lounge Seating Sela®

| Grade C.O.M. | Grade C | Grade E & C.O.L. | Grade G | Moisture Barrier add to list price |
|--------------|---------|------------------|---------|------------------------------------|
| \$ 1592      | \$ 1802 | \$ 1921          | \$ 2054 | \$ 223                             |
| 1654         | 1863    | 1984             | 2114    | 223                                |
| \$ 2153      | \$ 2455 | \$ 2630          | \$ 2820 | \$ 246                             |
| 2244         | 2546    | 2721             | 2911    | 246                                |
| \$ 2678      | \$ 3074 | \$ 3301          | \$ 3550 | \$ 279                             |
| 2796         | 3190    | 3417             | 3665    | 279                                |

VUMT - Molten  
 VUNY - Navy  
 VUPD - Paradise  
 VUPT - Patina  
 VUSS - Sassafras

**Grade G - Yerba Vinyl**

VYAQ - Aquamarine  
 VYBQ - Briquette  
 VYCD - Cloud  
 VYGG - Green Grass  
 VYGY - Grey  
 VYLN - Light Navy  
 VYMH - Mocha  
 VYSF - Seafoam

**INFORMATION**

**Order Quantity**

Maximum Sela™ Order Quantity - 12 chairs

**INFORMATION**

**C.O.M. Requirements**

C.O.M. yardage requirements listed above are based on plain goods 54" wide. If less than 54" wide or fabrics requiring matching (stripes, plaids, prints, large patterns), additional yardage will be needed. Consult C.O.M. matrix for additional yardage needed. For C.O.M. fabric sent to KI-High Point on multiple rolls, add an additional yard of fabric per roll to the yardage requirements.

**C.O.L. Requirements**

Figure 18 sq. ft. of leather (C.O.L.) for each yard shown (i.e., 4.75 x 18 = 85.5 sq. ft).

**Contrasting Upholstery**

When contrasting fabric is chosen, price at highest in-grade.

**Minimum Fabric/Leather Quantity**

Minimum order for fabric is 1 yard. Minimum order for leather is 1 hide (approximately 50 sq. ft).

**Quick Ship with COM/COL**

The 10 working day quick ship lead-time for orders with COM/COL begins the day the COM/COL is received and the order is released into production

**SPECIAL SERVICES**

**Special Carton Marking**

With specially marked information N/C

**Shipping**

Ships **assembled, FOB High Point, NC 27263, freight prepaid.** Freight class 175

Specifications and prices are subject to change without prior notice.

# 10 Days or Less Tables - Folding

DuraLite® Lightweight Folding Tables - General Information



Rectangular Top


Round Top

## Features

|                          |   |   |
|--------------------------|---|---|
| Honeycomb cellular core  | • | • |
| High-impact ABS surface  | • | • |
| Corner protection covers | • | • |
| Aluminum framework       | • | • |
| Adjustable legs          |   |   |

## General Dimensions

|              |          |          |
|--------------|----------|----------|
| Height range | 29"      | 29"      |
| Width range  | 30"      | 60 - 72" |
| Length range | 60 - 96" | 60 - 72" |



### Honeycomb Core

- A. Honeycomb core
- B. Sonically welded edges
- C. Molded corner covers
- D. Aluminum beam structure
- E. Aluminum leg plate attached to aluminum beam
- F. .080" thick co-extruded ABS top shell
- G. .095" thick co-extruded ABS bottom shell
- H. Edge extrusion

## SPECIFICATIONS

### Table Top

The top is composed of a .080" thick, high impact Lustran 752 ABS top shell, internal core, internal framework and .095" thick high impact Lustran 752 ABS bottom shell, chemically bonded together. Edges of top and bottom shell are ultrasonically welded together to form a fully enclosed unit that cannot separate and is impervious to moisture seepage. Top thickness is 2-3/8". The 3/4" thick table edge accepts standard industry skirt clips and is protected by a polypropylene edge bumper which allows for rigorous use and ensures a smooth, snag-free edge.

ABS top and bottom shells are supplied in a "flatline haircell" texture which provides the optimal combination of concealment to scratches.

The undersurface is clean and smooth for better appearance and discourages collec-

tion of gum or other undesirable materials.

Four black rubber stacking bumpers are attached to the underside of each table top to protect table surfaces when stacked, and to keep loads from shifting on table caddies.

KI tables can hold a maximum of 1.5 lbs for each inch of perimeter evenly distributed over the top.

### Internal Framework

Extruded aluminum channels create a framework around the entire perimeter of the top and are joined at the corners with a molded, high-impact polycarbonate corner reinforcing bracket. Unique aluminum leg attachment brackets attach directly to the aluminum side channels, creating superior strength.

### Internal Core

3/4" thick honeycomb cellular core is chemically bonded under pressure to the top and bottom shells creating excellent rigidity and

strength with minimum added weight.

### Corner Protection Covers

Rectangular table corners are protected by an exclusive high-impact polycarbonate corner cover. These are field-replaceable to allow table corners to be "freshened up" in case of damage from misuse or abuse.

### Table Legs

Fixed height legs are constructed of 18-gauge, 1-1/8" o.d., seam-welded tubular steel with a non-marring polyethylene glide. Folding linkage, hinges, locks and fastening hardware are of heavy-duty die-formed steel. The leg lock is a gravity operated C-shape designed to prevent binding in the leg mechanism during the folding process. Leg uprights are attached to the inverse-U shaped lower section by "fish-mouthing" the uprights to match the curvature of the lower section tubing and are securely welded together. Metal-to-metal leg attachment to table top ensures durability and allows for sure and easy leg replacement, if necessary.

Legs and mechanisms are furnished in a

high quality black electrostatically applied and baked on enamel finish.



# 10 Days or Less Tables - Folding

DuraLite® Lightweight Folding Tables - General Information

---

---


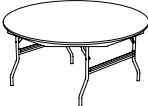
## INFORMATION

### Warranty

Refer to KI Terms & Conditions document  
or visit [ki.com](http://ki.com)

# 10 Days or Less Tables - Folding

DuraLite® Lightweight Folding Tables

|   | MODEL                            | SIZE         | MODEL NUMBER |  |             | Approx. Packaged Weight |
|---|----------------------------------|--------------|--------------|--|-------------|-------------------------|
|   |                                  |              | Basic Model  | Top Color  | Frame Color |                         |
| <br>DLT | Rectangular Tables, Fixed Height | 30 x 60"     | DL3060       | <input type="checkbox"/> <input type="checkbox"/> <input type="checkbox"/> | BL          | 41.0#                   |
|   |                                  | 30 x 72"     | DL3072       | <input type="checkbox"/> <input type="checkbox"/> <input type="checkbox"/> | BL          | 43.0#                   |
|   |                                  | 30 x 96"     | DL3096       | <input type="checkbox"/> <input type="checkbox"/> <input type="checkbox"/> | BL          | 52.0#                   |
|   |                                  |              |              |  |             |                         |
| <br>DLT | Round Tables, Fixed Height       | 60" Diameter | DLR60        | <input type="checkbox"/> <input type="checkbox"/> <input type="checkbox"/> | BL          | 58.0#                   |
|   |                                  | 72" Diameter | DLR72        | <input type="checkbox"/> <input type="checkbox"/> <input type="checkbox"/> | BL          | 71.0#                   |
|   |                                  |              |              |  |             |                         |

**A**      **B**      **C**

## HOW TO ORDER

Indicate the following information on order form:

- Quantity of each item.
- Model number, including options. See "How To Build a Model Number".
- Any special service required.

Note: • The  indicates that a choice is required.

- The absence of the  indicates that no choice is required.
- Alpha-numeric characters in place of  indicate that no other alternatives are available.

## HOW TO BUILD A MODEL NUMBER

- A** Select basic model.
- B** Select top color. Includes top and bottom shell and edge band.
 

|            |             |
|------------|-------------|
| <b>TGR</b> | - Blue Grey |
| <b>TSA</b> | - Sand      |
| <b>TWA</b> | - Walnut    |

TWA = Walnut ONLY available on Rectangular Tables.
- C** Select frame color.
 

|           |         |
|-----------|---------|
| <b>BL</b> | - Black |
|-----------|---------|

## INFORMATION

**Order Quantity**  
Maximum DuraLite® Tables Order Quantity  
- 25 tables





# 10 Days or Less Tables - Folding

DuraLite® Lightweight Folding Tables

Delivered  
Pricing

\$ 437

515

549

\$ 650

839

### SPECIAL SERVICES

#### Special Carton Marking

With specially marked information N/C

#### Shipping

Ships **assembled, FOB Tupelo, MS 38804, freight prepaid.** Freight class 85.

Specifications and prices are subject to change without prior notice.

# 10 Days or Less Tables - Folding

ValueLite® Folding Tables - General Information



ValueLite® Rectangle Top



ValueLite® Round Top

## Features

|                 |   |   |
|-----------------|---|---|
| Blow molded top | • | • |
| Folding frames  | • | • |
| Steel framework | • | • |
| Round legs      | • | • |

## General Dimensions

|              |                 |             |
|--------------|-----------------|-------------|
| Height       | 29"             | 29"         |
| Width range  | 30"             | 48, 60, 71" |
| Length range | 60 - 96"        | 48, 60, 71" |
| Stack height | 2-1/8" - 2-1/4" | 3-5/8"      |

## SPECIFICATIONS

### Table Top

The top is composed of high density polyethylene. The blow molded top is seamless, eliminating the possibility of separation. Added UV inhibitors prevent fading and maintain appearance. The polyethylene tops are resistant to stains and easy to clean.

KI tables can hold a maximum of 1.5 lbs for each inch of perimeter evenly distributed over the top.

### Rectangle Table Legs

Fixed height legs are constructed of 19 ga. 1-1/8" tubing O.D., seam-welded tubular steel with non-marring feet. Folding linkage, hinges, locks and fastening hardware are of heavy-duty die-formed steel. The gravity operated chain link leg lock puts 200% more material at the point of stress. Leg brace below the bend is stronger than common u-shaped legs.

### Round Table Legs

Fixed height legs are constructed of 19 ga. 1-1/4" tubing O.D., seam-welded tubular steel with non-marring feet with snap lock legs.

Legs and mechanisms are furnished in a high quality, black hammertone powder coat finish.



# 10 Days or Less Tables - Folding

ValueLite® Folding Tables - General Information

---

---



## **INFORMATION**

### **Warranty**

Refer to KI Terms & Conditions document  
or visit [ki.com](http://ki.com)

# 10 Days or Less Tables - Folding

ValueLite® Folding Tables

|   |  | MODEL NUMBER |                         |       |
|---|--|--------------|-------------------------|-------|
| MODEL   | SIZE   | Basic Model  | Approx. Packaged Weight |       |
| <br>HRDPT | <b>Rectangle Tables</b>  | 30 x 60"     | VL.3060.BL.WH           | 30.0# |
|   | <ul style="list-style-type: none"> <li>• For indoor and outdoor use</li> <li>• Top constructed of lightweight blow molded high density polyethylene plastic with added UV inhibitors</li> <li>• Seam-welded tubular steel legs fold within the frame</li> <li>• Safety lock</li> <li>• Frame and legs have a black hammer-tone powder coat finish</li> <li>• Polypropylene feet</li> <li>• Top thickness is 1-7/8"</li> </ul>                                  | 30 x 72"     | VL.3072.BL.WH           | 35.0# |
|   |  | 30 x 96"     | VL.3096.BL.WH           | 48.0# |
|   |  |              |                         |       |
| <br>HRDPT | <b>Round Tables</b>  | 48" Diameter | VL.48R.BL.WH            | 34.0# |
|   | <ul style="list-style-type: none"> <li>• For indoor and outdoor use</li> <li>• Top constructed of lightweight blow molded high density polyethylene plastic with added UV inhibitors</li> <li>• Seam-welded tubular steel legs fold within the frame</li> <li>• Snap lock legs</li> <li>• Frame and legs have a black hammer-tone powder coat finish</li> <li>• Polypropylene feet</li> <li>• KTR9 holds - 12 ea</li> <li>• Top thickness is 1-7/8"</li> </ul> | 60" Diameter | VL.60R.BL.WH            | 53.0# |
|   |  | 71" Diameter | VL.71R.BL.WH            | 73.0# |
|   |  |              |                         |       |

**A**

## HOW TO ORDER

Indicate the following information on order form:

1. Quantity of each item.
2. Model number, including options. See "How To Build a Model Number".
3. Any special service required.

- Note:
- The  indicates that a choice is required.
  - The absence of the  indicates that no choice is required.
  - Alpha-numeric characters in place of  indicate that no other alternatives are available.

## HOW TO BUILD A MODEL NUMBER

- A** Select basic model.

## INFORMATION

### Order Quantity

- Maximum ValueLite® Tables Order Quantity - 50 rectangular tables
- Maximum ValueLite® Tables Order Quantity - 50 round tables
- Maximum ValueLite® Tables Order Quantity - 50 square tables



# 10 Days or Less Tables - Folding

ValueLite® Folding Tables

Delivered  
Pricing

\$ 280  
309  
359

\$ 359  
437  
539

**SPECIAL SERVICES**

**Special Carton Marking**

With specially marked information N/C

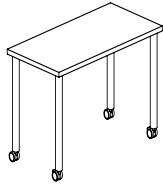
**Shipping**

Ships **assembled, FOB Tupelo, MS 38804, freight excluded.** Freight class 70.

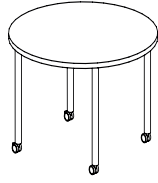
Specifications and prices are subject to change without prior notice.

# 10 Days or Less Tables - Contract

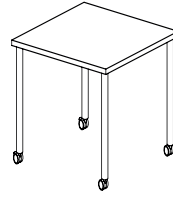
Pillar™ Tables - General Information



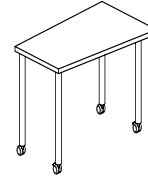
Rectangular



Round



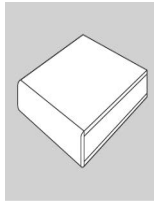
Square



Reduction

## General Dimensions

| Height | 29"  | 29"                         | 29"             | 29"   |
|--------|--|-----------------------------|-----------------|---|
| Top    | 24"D, 30"D x 36"W - 72"W<br>36"D x 48"W - 72"W<br>(Large Rect) 42"D, 48"D x<br>72"W-96"W | 36"Dia,42"Dia,48"Dia,60"Dia | 36", 42",48" Sq | 24-30", 30-24",<br>30-36", 36-30"<br>*Long end is 6" longer than<br>short end |



Laminate; 1-1/4"  
rigid Poly edge;  
square corner (74P)

## SPECIFICATIONS

### Worksurfaces

Standard worksurface tops are nominal 1-1/4" overall thickness with .030" thick high-pressure laminate top surface and .028 phenolic backer, (bottom surface). Density of the core in standard tops is 45 lb/cu ft. particleboard, M3 grade. Available with 2mm (74P) edge only.

### Leg Assembly

Leg assemblies come in two variations to accommodate two overall table heights: 29" standard and 42" standing height depending on the table shape. The leg construction consists of a 2-1/4" O.D., 14-gauge steel tubing welded to a 1/4" thick 8" x 8" steel plate. There is a 1/4" thick steel insert welded in the bottom of each leg tube with a 1/2-13 UNC threaded hole where the casters or glides attach. The legs are attached to the worksurface using #12 x 1" screws. Casters and glides are shipped in separate cartons and need to be installed upon assembly of

the table.

### PowerUp Power/Data Module

Several tables are available with one or two PowerUp modules per table. All 24" and 30" deep rectangular tops, all reduction tops, and all D tops get one module centered and spaced 3" from the back edge. All boat tops and all 36" deep rectangular tops up to 72" in length get one module in the very center of the top. 36" x 84" and 36" x 96" rectangular tops get two modules centered along the top depth.

The PowerUp is a UL listed Relocatable Power Tap which mounts flush into the table top. The module is 3-1/4" wide by 7" long and 2-1/4" tall when opened. It is provided with either a 9 ft. or 15 ft., 3 conductor power cord, rated 120VAC, 15A. When open, one duplex power receptacle and two RJ45 data connectors are exposed. The module can be adapted to accept various brand jacks.

### Villa Power/Data/USB Module

Several tables are available with one or two Villa modules per table. All 24" and 30" deep rectangular tops, all reduction tops, and all D tops get one module centered and spaced 3" from the back edge. All boat tops and all 36" deep rectangular tops up to 72" in length get one module in the very center of the top. 36" x 84" and 36" x 96" rectangular tops and all 42" and 48" deep rectangular tops get two modules centered along the top depth.

The Villa module is a UL listed Relocatable Power Tap which mounts flush into the table top. The module is 3-1/2" wide x 6-3/4" long and 2" tall when opened. It is provided with either a 9 ft. or 15 ft., 3 conductor cord, rated 120VAC, 15A. When open, two power receptacles, two USB charging ports and one two USB and one RJ45 data connector are exposed. The module can be modified to fit various brand jacks. Data connectors are not supplied with the module and are purchased separately. Metal grommet cover is included.

### Casters and Glides

Each table includes either casters or glides. Each caster table includes a set of wheel locking and non-locking casters. Casters are made of molded nylon and come in two colors. Glides are black nylon over molded on a steel insert for strength. Glides and casters are not interchangeable without changing the table height. Caster wheels are a minimum of 2-7/16" (63mm) diameter. Caster wheel treads are a medium hard (75 max Shore A) for easy mobility on carpet or hard floors. Glides have a smooth bottom surface for mobility. Glides have a height adjustment range of 1" to allow for uneven surfaces.

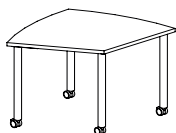
### Ganging Mechanism

Built of black, high-strength nylon, the hook and peg combination draws tables together. No tools are required when joining tables. Gangers are self-storing under the table when not in use. Tops are pre-drilled for placement of ganging pegs. Two gangers,

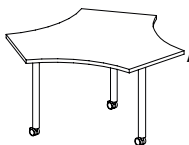


# 10 Days or Less Tables - Contract

Pillar™ Tables - General Information



**Diamond**



**Sprocket**

| General Dimensions |          |   |
|--------------------|----------|---|
| Height             | 29"      | 29"   |
| Top                | 30", 36" | 24"D, 30"D<br>*24" - Three Leg only<br>*30" - Three Leg and Six Leg |

six pegs and all mounting screws are included in the kit. One kit per table joint is required. Field installed.

#### Vertical Leg Wire Management

A color matched extrusion made of aluminum "snaps" to the Pillar™ leg managing cables and wires exiting PowerUp® or standard grommets installed on the worksurface top. The extrusion is 12" long. One vertical wire manager per table is included when power options are ordered.

#### Under Table Wire Management

The under table wire manager is constructed of 2" x 4-1/2" Velcro hook and loop material with a looped pull tab. The wire manager is provided with adhesive backing and screws for attachment to the underside of the top. Tops are pre-drilled for locating wire manager, but the manager may be applied in any convenient location. One or two wire managers are included when power options are ordered. Field installed.

#### Worksurface Grommet

Several tables are available with one or two rectangular plastic grommets per table. All 24" and 30" deep rectangular tops, all reduction tops, and all D tops get one grommet centered and spaced 3" from the back edge. All boat tops and all 36" deep rectangular tops up to 72" in length get one grommet in the very center of the top. 36" x 84" and 36" x 96" rectangular tops and all 42" and 48" deep rectangular tops get two grommets centered along the top depth. Grommets have a flip-up receding door and are identical in size to the PowerUp module to allow for retrofitting of PowerUp at a later date. The available opening for power or data cords, when the flip-up door is closed, is 1/2" wide x 5-3/4" long. Open door available space is 2-1/4" x 5-3/4". Grommets are available in a variety of colors. Field-installed.

#### INFORMATION

##### Warranty

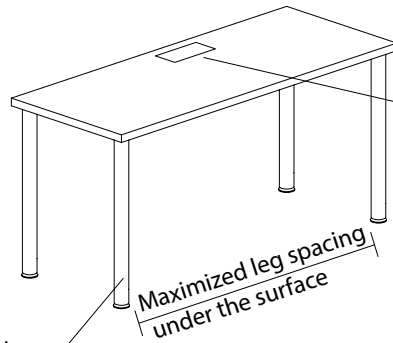
Refer to KI Terms & Conditions document or visit [ki.com](http://ki.com)

# 10 Days or Less Tables - Contract

Pillar™ Tables - General Information

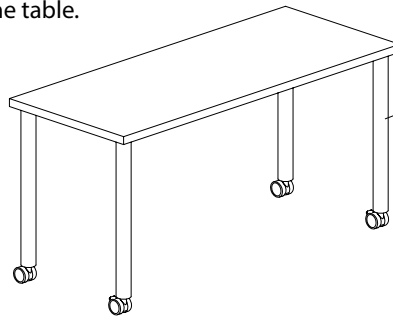
## Pillar Post Leg Tables

Pillar is defined by clean lines and simple leg styling



Vertical and horizontal wire management are included automatically when power options or cutouts are specified.

Glide legs are longer than caster legs, therefore they are not interchangeable without changing the height of the table.



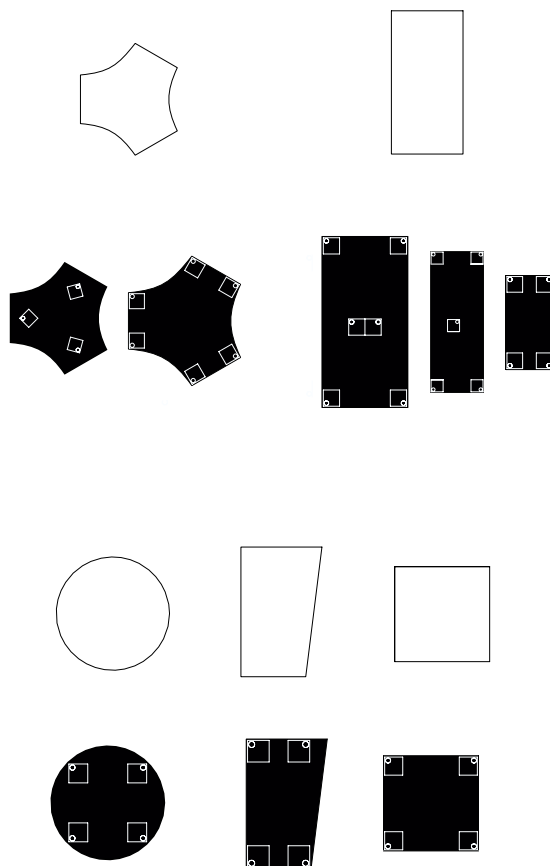
Available in 29" height as standard.





## Pillar Post Leg Tables

Array of configurable top shapes

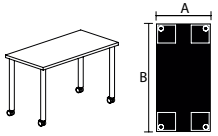
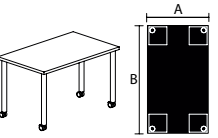
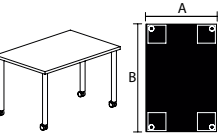


### INFORMATION

**Warranty**  
Refer to KI Terms & Conditions document  
or visit [ki.com](http://ki.com)

# 10 Days or Less Tables - Contract

Pillar™ Tables - Rectangular - 29" High, 24",30" and 36" Deep

| MODEL   |  | A x B    | MODEL NUMBER |            |  |  |  |                          |   |                          |             |
|---|--|----------|--------------|------------|--|--|--|--------------------------|---|--------------------------|-------------|
|   |  |          | Basic Model  | Edge Style | Grommet/Module Type  | Edge Color   | Surface Finish   | Leg Finish               | Base  | Grommet/Module Color     | Cord (feet) |
|  <p>PLRT</p>  | <b>Rectangular Tables - 24"D</b> <ul style="list-style-type: none"> <li>• Post Leg at 29" high</li> <li>• Tables are designed for maximum leg spacing</li> <li>• Glides and casters are not interchangeable without changing the height of the table</li> <li>• Vertical and horizontal wire management are included automatically when power options are specified</li> </ul> | 24 x 36" | PLRT2436     | 74P        | <input type="checkbox"/> <input type="checkbox"/> <input type="checkbox"/> | <input type="checkbox"/> <input type="checkbox"/> <input type="checkbox"/> | <input type="checkbox"/> <input type="checkbox"/> <input type="checkbox"/> | <input type="checkbox"/> | <input type="checkbox"/> <input type="checkbox"/> <input type="checkbox"/> <input type="checkbox"/> | <input type="checkbox"/> |             |
|   |  | 24 x 48" | PLRT2448     | 74P        | <input type="checkbox"/> <input type="checkbox"/> <input type="checkbox"/> | <input type="checkbox"/> <input type="checkbox"/> <input type="checkbox"/> | <input type="checkbox"/> <input type="checkbox"/> <input type="checkbox"/> | <input type="checkbox"/> | <input type="checkbox"/> <input type="checkbox"/> <input type="checkbox"/> <input type="checkbox"/> | <input type="checkbox"/> |             |
|   |  | 24 x 60" | PLRT2460     | 74P        | <input type="checkbox"/> <input type="checkbox"/> <input type="checkbox"/> | <input type="checkbox"/> <input type="checkbox"/> <input type="checkbox"/> | <input type="checkbox"/> <input type="checkbox"/> <input type="checkbox"/> | <input type="checkbox"/> | <input type="checkbox"/> <input type="checkbox"/> <input type="checkbox"/> <input type="checkbox"/> | <input type="checkbox"/> |             |
|   |  | 24 x 72" | PLRT2472     | 74P        | <input type="checkbox"/> <input type="checkbox"/> <input type="checkbox"/> | <input type="checkbox"/> <input type="checkbox"/> <input type="checkbox"/> | <input type="checkbox"/> <input type="checkbox"/> <input type="checkbox"/> | <input type="checkbox"/> | <input type="checkbox"/> <input type="checkbox"/> <input type="checkbox"/> <input type="checkbox"/> | <input type="checkbox"/> |             |
|  <p>PLRT</p>  | <b>Rectangular Tables - 30"D</b> <ul style="list-style-type: none"> <li>• Post Leg at 29" high</li> <li>• Tables are designed for maximum leg spacing</li> <li>• Glides and casters are not interchangeable without changing the height of the table</li> <li>• Vertical and horizontal wire management are included automatically when power options are specified</li> </ul> | 30 x 48" | PLRT3048     | 74P        | <input type="checkbox"/> <input type="checkbox"/> <input type="checkbox"/> | <input type="checkbox"/> <input type="checkbox"/> <input type="checkbox"/> | <input type="checkbox"/> <input type="checkbox"/> <input type="checkbox"/> | <input type="checkbox"/> | <input type="checkbox"/> <input type="checkbox"/> <input type="checkbox"/> <input type="checkbox"/> | <input type="checkbox"/> |             |
|   |  | 30 x 60" | PLRT3060     | 74P        | <input type="checkbox"/> <input type="checkbox"/> <input type="checkbox"/> | <input type="checkbox"/> <input type="checkbox"/> <input type="checkbox"/> | <input type="checkbox"/> <input type="checkbox"/> <input type="checkbox"/> | <input type="checkbox"/> | <input type="checkbox"/> <input type="checkbox"/> <input type="checkbox"/> <input type="checkbox"/> | <input type="checkbox"/> |             |
|   |  | 30 x 72" | PLRT3072     | 74P        | <input type="checkbox"/> <input type="checkbox"/> <input type="checkbox"/> | <input type="checkbox"/> <input type="checkbox"/> <input type="checkbox"/> | <input type="checkbox"/> <input type="checkbox"/> <input type="checkbox"/> | <input type="checkbox"/> | <input type="checkbox"/> <input type="checkbox"/> <input type="checkbox"/> <input type="checkbox"/> | <input type="checkbox"/> |             |
|  <p>PLRT</p> | <b>Rectangular Tables - 36"D</b> <ul style="list-style-type: none"> <li>• Post Leg at 29" high</li> <li>• Tables are designed for maximum leg spacing</li> <li>• Glides and casters are not interchangeable without changing the height of the table</li> <li>• Vertical and horizontal wire management are included automatically when power options are specified</li> </ul> | 36 x 48" | PLRT3648     | 74P        | <input type="checkbox"/> <input type="checkbox"/> <input type="checkbox"/> | <input type="checkbox"/> <input type="checkbox"/> <input type="checkbox"/> | <input type="checkbox"/> <input type="checkbox"/> <input type="checkbox"/> | <input type="checkbox"/> | <input type="checkbox"/> <input type="checkbox"/> <input type="checkbox"/> <input type="checkbox"/> | <input type="checkbox"/> |             |
|   |  | 36 x 60" | PLRT3660     | 74P        | <input type="checkbox"/> <input type="checkbox"/> <input type="checkbox"/> | <input type="checkbox"/> <input type="checkbox"/> <input type="checkbox"/> | <input type="checkbox"/> <input type="checkbox"/> <input type="checkbox"/> | <input type="checkbox"/> | <input type="checkbox"/> <input type="checkbox"/> <input type="checkbox"/> <input type="checkbox"/> | <input type="checkbox"/> |             |
|   |  | 36 x 72" | PLRT3672     | 74P        | <input type="checkbox"/> <input type="checkbox"/> <input type="checkbox"/> | <input type="checkbox"/> <input type="checkbox"/> <input type="checkbox"/> | <input type="checkbox"/> <input type="checkbox"/> <input type="checkbox"/> | <input type="checkbox"/> | <input type="checkbox"/> <input type="checkbox"/> <input type="checkbox"/> <input type="checkbox"/> | <input type="checkbox"/> |             |

**A**   **B**   **C**   **D**   **E**   **F**   **G**   **H**   **I**

## HOW TO ORDER

Indicate the following information on order form:

1. Quantity of each item.
2. Model number, including options. See "How To Build a Model Number".
3. Any special service required.

Note: • The  indicates that a choice is required.

- The absence of the  indicates that no choice is required.
- Alpha-numeric characters in place of  indicate that no other alternatives are available.

## HOW TO BUILD A MODEL NUMBER

- A** Select basic model.
- B** Select edge style.  
**74P** - 74P edge
- C** Select grommet or module type.  
**NNN** - No Grommets, PowerUp or Wire Management/No Cutouts  
**1OC** - One Cutout Only-w/Wire Management; add \$149  
**WMO** - Wire Management Only-No Cutouts; add \$149  
**1PG** - One Plastic Grommet w/Wire Management; add \$166  
**1PU** - One PowerUp w/Wire Management; add \$266  
**1VG** - One Villa Grommet w/Wire Management; add \$215  
**1VM** - One Villa Module with USB w/Wire Management; add \$470
- D** Select edge color.  
**EBL** - Black

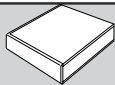
- E** Select surface finish.  
**LCX** - Cherry Storm  
**LGE** - Grey  
**LKM** - Kensington Maple  
**LMR** - Misted Zephyr  
**LSR** - Shadow Zephyr  
**LSV** - Silicon evolv
- F** Select leg finish.  
**BL** - Black  
**LG** - Light Tone  
**WG** - Warm Grey
- G** Select base.  
**CST** - Casters  
**GLD** - Glides  
 Casters=2 locking/2 non-locking, black wheel, silver hub
- H** Select grommet/module color.  
**GBL** - Black grommet  
**PUBL** - PowerUp Black
- I** Select Cord Length (feet).

- 15** - 15' cord length  
**9** - 9' cord length  
 \*CORD LENGTH of 9' or 15' is option on 1PU and 1VM only.  
 \*Includes vertical and horizontal wire management.



# 10 Days or Less Tables - Contract

Pillar™ Tables - Rectangular - 29" High, 24", 30" and 36" Deep



Approx.  
Packaged  
Weight      74P Edge  
(74P)

|        |        |
|--------|--------|
| 68.5#  | \$ 613 |
| 79.0#  | 640    |
| 89.5#  | 688    |
| 103.8# | 733    |

|        |        |
|--------|--------|
| 89.5#  | \$ 695 |
| 102.6# | 743    |
| 119.5# | 782    |

|        |        |
|--------|--------|
| 100.0# | \$ 765 |
| 115.8# | 880    |
| 139.0# | 915    |

## INFORMATION

### Order Quantity

Maximum Pillar™ Order Quantity - 25 tables

## SPECIAL SERVICES

### Special Carton Marking

With specially marked information      N/C

### Shipping

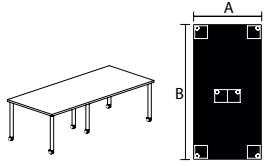
Ships **knocked down, FOB Bonduel, WI 54107, freight prepaid.** Freight class 125.

Specifications and prices are subject to change without prior notice.

# 10 Days or Less Tables - Contract

Pillar™ Tables - Large Rectangular - 29" High, 42" and 48" Deep

| Features | A x B    | MODEL NUMBER |            |  |            |  |                          |  |  |   | Approx. Packaged Weight |
|----------|----------|--------------|------------|--|------------|--|--------------------------|--|--|---|-------------------------|
|          |          | Basic Model  | Edge Style | Grommet/Module Type  | Edge Color | Surface Finish   | Leg Finish               | Base   | Grommet/Module Color   | Cord (feet)                                       |                         |
| 6 Legs   | 42 x 72" | PLLT4272     | 74P        | <input type="checkbox"/> <input type="checkbox"/> <input type="checkbox"/> | EBL        | <input type="checkbox"/> <input type="checkbox"/> <input type="checkbox"/> | <input type="checkbox"/> | <input type="checkbox"/> <input type="checkbox"/> <input type="checkbox"/> | <input type="checkbox"/> <input type="checkbox"/> <input type="checkbox"/> | <input type="checkbox"/> <input type="checkbox"/> | 165.3#                  |
| 6 Legs   | 48 x 72" | PLLT4872     | 74P        | <input type="checkbox"/> <input type="checkbox"/> <input type="checkbox"/> | EBL        | <input type="checkbox"/> <input type="checkbox"/> <input type="checkbox"/> | <input type="checkbox"/> | <input type="checkbox"/> <input type="checkbox"/> <input type="checkbox"/> | <input type="checkbox"/> <input type="checkbox"/> <input type="checkbox"/> | <input type="checkbox"/> <input type="checkbox"/> | 181.0#                  |
| 6 Legs   | 48 x 84" | PLLT4884     | 74P        | <input type="checkbox"/> <input type="checkbox"/> <input type="checkbox"/> | EBL        | <input type="checkbox"/> <input type="checkbox"/> <input type="checkbox"/> | <input type="checkbox"/> | <input type="checkbox"/> <input type="checkbox"/> <input type="checkbox"/> | <input type="checkbox"/> <input type="checkbox"/> <input type="checkbox"/> | <input type="checkbox"/> <input type="checkbox"/> | 202.0#                  |
| 6 Legs   | 48 x 96" | PLLT4896     | 74P        | <input type="checkbox"/> <input type="checkbox"/> <input type="checkbox"/> | EBL        | <input type="checkbox"/> <input type="checkbox"/> <input type="checkbox"/> | <input type="checkbox"/> | <input type="checkbox"/> <input type="checkbox"/> <input type="checkbox"/> | <input type="checkbox"/> <input type="checkbox"/> <input type="checkbox"/> | <input type="checkbox"/> <input type="checkbox"/> | 223.0#                  |



PLLT

### Rectangular Tables - 42"D and 48"D

- Post Leg at 29" high
- Tables are designed for maximum leg spacing
- Glides and casters are not interchangeable without changing the height of the table
- Vertical and horizontal wire management are included automatically when power options are specified

**A**   **B**   **C**   **D**   **E**   **F**   **G**   **H**   **I**

## HOW TO ORDER

Indicate the following information on order form:

1. Quantity of each item.
2. Model number, including options. See "How To Build a Model Number".
3. Any special service required.

Note: • The  indicates that a choice is required.

- The absence of the  indicates that no choice is required.
- Alpha-numeric characters in place of  indicate that no other alternatives are available.

## HOW TO BUILD A MODEL NUMBER

**A** Select basic model.

**B** Select edge style.

**74P** - 74P edge

**C** Select grommet or module type.

**NNN** - No Grommets, PowerUp or Wire Management/No Cutouts

**20C** - Two Cutouts Only-w/Wire Management; add \$297

**WMO** - Wire Management Only-No Cutouts; add \$149

**2PG** - Two Plastic Grommets w/Wire Management; add \$333

**2PU** - Two PowerUps w/Wire Management; add \$531

**2VG** - Two Villa Grommets w/Wire Management; add \$431

**2VM** - Two Villa Modules with USB w/Wire Management; add \$941

**D** Select edge color.

**EBL** - Black

**E** Select surface finish.

**LCX** - Cherry Storm

**LGE** - Grey

**LKM** - Kensington Maple

**LMR** - Misted Zephyr

**LSR** - Shadow Zephyr

**LSV** - Silicon evolv

**F** Select leg finish.

**BL** - Black

**LG** - Light Tone

**WG** - Warm Grey

**G** Select base.

**CST** - Casters

**GLD** - Glides

Casters=2 locking/4 non-locking, black wheel, silver hub

**H** Select grommet/module color.

**GBL** - Black grommet

**PUBL** - PowerUp Black

**I** Select Cord Length (feet).

**15** - 15' cord length

**9** - 9' cord length

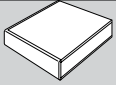
\*CORD LENGTH of 9' or 15' is option on 2PU and 2VM only.

\*Includes vertical and horizontal wire management.



# 10 Days or Less Tables - Contract

Pillar™ Tables - Large Rectangular - 29" High, 42" and 48" Deep



74P Edge  
(74P)

\$ 1150

1150

1402

1467

## INFORMATION

### Order Quantity

Maximum Pillar™ Order Quantity - 25 tables

## SPECIAL SERVICES

### Special Carton Marking

With specially marked information N/C

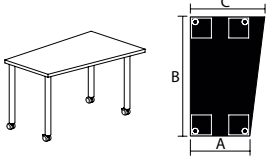
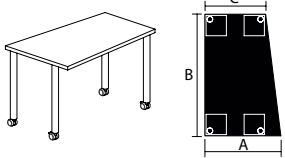
### Shipping

Ships **knocked down, FOB Bonduel, WI 54107, freight prepaid.** Freight class 125.

Specifications and prices are subject to change without prior notice.

# 10 Days or Less Tables - Contract

Pillar™ Tables - Reduction 29" High, 24-30 and 30-24

|  |               | MODEL NUMBER |             |  |                     |  |   |  |   |   | Approx. Packaged Weight |
|--|---------------|--------------|-------------|--|---------------------|--|---|--|---|---|-------------------------|
|  |               | A x B x C    | Basic Model | Edge Style   | Grommet/Module Type | Edge Color   | Surface Finish                                    | Leg Finish   | Base  | Grommet/Module Color                              |                         |
|    | 24 x 48 x 30" | PLRN244830   | 74P         | <input type="checkbox"/> <input type="checkbox"/> <input type="checkbox"/> | EBL                 | <input type="checkbox"/> <input type="checkbox"/> <input type="checkbox"/> | <input type="checkbox"/> <input type="checkbox"/> | <input type="checkbox"/> <input type="checkbox"/> <input type="checkbox"/> | <input type="checkbox"/> <input type="checkbox"/> <input type="checkbox"/> <input type="checkbox"/> | <input type="checkbox"/> <input type="checkbox"/> | 89.5#                   |
|  | 24 x 60 x 30" | PLRN246030   | 74P         | <input type="checkbox"/> <input type="checkbox"/> <input type="checkbox"/> | EBL                 | <input type="checkbox"/> <input type="checkbox"/> <input type="checkbox"/> | <input type="checkbox"/> <input type="checkbox"/> | <input type="checkbox"/> <input type="checkbox"/> <input type="checkbox"/> | <input type="checkbox"/> <input type="checkbox"/> <input type="checkbox"/> <input type="checkbox"/> | <input type="checkbox"/> <input type="checkbox"/> | 102.3#                  |
| <p>PLRN</p> <p><b>Reduction Tables - 24-30</b></p> <ul style="list-style-type: none"> <li>• Post Leg at 29" high</li> <li>• There is a 6" difference between the short and long end</li> <li>• Table dimensions are specified 'left-side depth (A)', 'table-width (B)', 'right-side depth (C)'</li> <li>• Tables are designed for maximum leg spacing</li> <li>• Glides and casters are not interchangeable without changing the height of the table</li> <li>• Vertical and horizontal wire management are included automatically when power options are specified</li> </ul> |               |              |             |  |                     |  |   |  |   |   |                         |
|   | 30 x 36 x 24" | PLRN306024   | 74P         | <input type="checkbox"/> <input type="checkbox"/> <input type="checkbox"/> | EBL                 | <input type="checkbox"/> <input type="checkbox"/> <input type="checkbox"/> | <input type="checkbox"/> <input type="checkbox"/> | <input type="checkbox"/> <input type="checkbox"/> <input type="checkbox"/> | <input type="checkbox"/> <input type="checkbox"/> <input type="checkbox"/> <input type="checkbox"/> | <input type="checkbox"/> <input type="checkbox"/> | 102.3#                  |
|  | 30 x 72 x 24" | PLRN307224   | 74P         | <input type="checkbox"/> <input type="checkbox"/> <input type="checkbox"/> | EBL                 | <input type="checkbox"/> <input type="checkbox"/> <input type="checkbox"/> | <input type="checkbox"/> <input type="checkbox"/> | <input type="checkbox"/> <input type="checkbox"/> <input type="checkbox"/> | <input type="checkbox"/> <input type="checkbox"/> <input type="checkbox"/> <input type="checkbox"/> | <input type="checkbox"/> <input type="checkbox"/> | 119.5#                  |
| <p>PLRN</p> <p><b>Reduction Tables - 30-24</b></p> <ul style="list-style-type: none"> <li>• (Same bullets as above)</li> </ul>   |               |              |             |  |                     |  |   |  |   |   |                         |

**A**   **B**   **C**   **D**   **E**   **F**   **G**   **H**   **I**

## HOW TO ORDER

Indicate the following information on order form:

1. Quantity of each item.
2. Model number, including options. See "How To Build a Model Number".
3. Any special service required.

Note: • The  indicates that a choice is required.  
 • The absence of the  indicates that no choice is required.  
 • Alpha-numeric characters in place of  indicate that no other alternatives are available.

## HOW TO BUILD A MODEL NUMBER

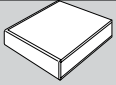
- A** Select basic model.
- B** Select edge style.  
**74P** - 74P edge
- C** Select grommet or module type.  
**NNN** - No Grommets, PowerUp or Wire Management/No Cutouts  
**1OC** - One Cutout Only-w/Wire Management; add \$149  
**WMO** - Wire Management Only-No Cutouts; add \$149  
**1PG** - One Plastic Grommet w/Wire Management; add \$166  
**1PU** - One PowerUp w/Wire Management; add \$266  
**1VG** - One Villa Grommet w/Wire Management; add \$215  
**1VM** - One Villa Module with USB w/Wire Management; add \$470
- D** Select edge color.  
**EBL** - Black
- E** Select surface finish.  
**LCX** - Cherry Storm  
**LGE** - Grey  
**LKM** - Kensington Maple  
**LMR** - Misted Zephyr  
**LSR** - Shadow Zephyr  
**LSV** - Silicon evol
- F** Select leg finish.  
**BL** - Black  
**LG** - Light Tone  
**WG** - Warm Grey
- G** Select base.  
**CST** - Casters  
**GLD** - Glides  
 Casters=2 locking/2 non-locking, black wheel, silver hub
- H** Select grommet/module color.  
**GBL** - Black grommet  
**PUBL** - PowerUp Black
- I** Select Cord Length (feet).

**15** - 15' cord length  
**9** - 9' cord length  
 \*CORD LENGTH of 9' or 15' is option on 1PU and 1VM only.  
 \*Includes vertical and horizontal wire management.



# 10 Days or Less Tables - Contract

Pillar™ Tables - Reduction 29" High, 24-30 and 30-24



74P Edge  
(74P)

\$ 765  
813

\$ 813  
854

### INFORMATION

#### Order Quantity

Maximum Pillar™ Order Quantity - 25 tables

### SPECIAL SERVICES

#### Special Carton Marking

With specially marked information N/C

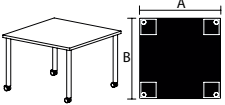
#### Shipping

Ships **knocked down, FOB Bonduel, WI 54107, freight prepaid.** Freight class 125.

Specifications and prices are subject to change without prior notice.

# 10 Days or Less Tables - Contract

Pillar™ Tables - Square - 29" High

| MODEL  | A x B    | MODEL NUMBER |            |                     |            |  |   |  | Approx. Packaged Weight |
|--|----------|--------------|------------|---------------------|------------|--|---|--|-------------------------|
|  |          | Basic Model  | Edge Style | Grommet/Module Type | Edge Color | Surface Finish   | Leg Finish  | Base   |                         |
|  <p>PLSR</p> <p><b>Square Tables - 29"H</b></p> <ul style="list-style-type: none"> <li>• Post Leg at 29" high</li> <li>• Tables are designed for maximum leg spacing</li> <li>• Glides and casters are not interchangeable without changing the height of the table</li> </ul> | 36 x 36" | PLSR36       | 74P        | NNN                 | EBL        | <input type="checkbox"/> <input type="checkbox"/> <input type="checkbox"/> | <input type="checkbox"/> <input type="checkbox"/> | <input type="checkbox"/> <input type="checkbox"/> <input type="checkbox"/> | 84.0#                   |
|  | 42 x 42" | PLSR42       | 74P        | NNN                 | EBL        | <input type="checkbox"/> <input type="checkbox"/> <input type="checkbox"/> | <input type="checkbox"/> <input type="checkbox"/> | <input type="checkbox"/> <input type="checkbox"/> <input type="checkbox"/> | 101.0#                  |
|  | 48 x 48" | PLSR48       | 74P        | NNN                 | EBL        | <input type="checkbox"/> <input type="checkbox"/> <input type="checkbox"/> | <input type="checkbox"/> <input type="checkbox"/> | <input type="checkbox"/> <input type="checkbox"/> <input type="checkbox"/> | 121.0#                  |
|  |          |              | <b>A</b>   | <b>B</b>            | <b>C</b>   | <b>D</b>   | <b>E</b>  | <b>F</b>   | <b>G</b>                |

## HOW TO ORDER

Indicate the following information on order form:

1. Quantity of each item.
2. Model number, including options. See "How To Build a Model Number".
3. Any special service required.

Note: • The  indicates that a choice is required.

- The absence of the  indicates that no choice is required.
- Alpha-numeric characters in place of  indicate that no other alternatives are available.

## HOW TO BUILD A MODEL NUMBER

- A** Select basic model.
- B** Select edge style.  
74P - 74P edge
- C** Select grommet or module type.  
NNN - No Grommets, PowerUp or Wire Management/No Cutouts
- D** Select edge color.  
EBL - Black
- E** Select surface finish.  
LCX - Cherry Storm  
LGE - Grey  
LKM - Kensington Maple  
LMR - Misted Zephyr  
LSR - Shadow Zephyr  
LSV - Silicon evolv
- F** Select leg finish.  
BL - Black  
LG - Light Tone

WG - Warm Grey

- G** Select base.  
CST - Casters  
GLD - Glides  
Casters=2 locking/2 non-locking, black wheel, silver hub

## INFORMATION

### Order Quantity

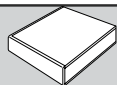
Maximum Pillar™ Order Quantity - 25 tables





# 10 Days or Less Tables - Contract

Pillar™ Tables - Square - 29" High



74P Edge  
(74P)

\$ 721  
853  
885

**SPECIAL SERVICES**

**Special Carton Marking**

With specially marked information N/C

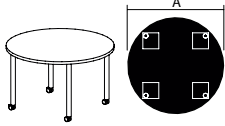
**Shipping**

Ships **knocked down, FOB Bonduel, WI 54107, freight prepaid.** Freight class 125.

Specifications and prices are subject to change without prior notice.

# 10 Days or Less Tables - Contract

Pillar™ Tables - Round - 29" High

| MODEL   | A       | MODEL NUMBER |            |                     |            |  |   |  | Approx. Packaged Weight |
|---|---------|--------------|------------|---------------------|------------|--|---|--|-------------------------|
|   |         | Basic Model  | Edge Style | Grommet/Module Type | Edge Color | Surface Finish   | Leg Finish  | Base   |                         |
|  <p>PLRD</p> <p><b>Round Tables - 29"H</b></p> <ul style="list-style-type: none"> <li>• Post Leg at 29" high</li> <li>• Tables are designed for maximum leg spacing</li> <li>• Glides and casters are not interchangeable without changing the height of the table</li> </ul> | 36" Dia | PLRD36       | 74P        | NNN                 | EBL        | <input type="checkbox"/> <input type="checkbox"/> <input type="checkbox"/> | <input type="checkbox"/> <input type="checkbox"/> | <input type="checkbox"/> <input type="checkbox"/> <input type="checkbox"/> | 74.0#                   |
|   | 42" Dia | PLRD42       | 74P        | NNN                 | EBL        | <input type="checkbox"/> <input type="checkbox"/> <input type="checkbox"/> | <input type="checkbox"/> <input type="checkbox"/> | <input type="checkbox"/> <input type="checkbox"/> <input type="checkbox"/> | 87.0#                   |
|   | 48" Dia | PLRD48       | 74P        | NNN                 | EBL        | <input type="checkbox"/> <input type="checkbox"/> <input type="checkbox"/> | <input type="checkbox"/> <input type="checkbox"/> | <input type="checkbox"/> <input type="checkbox"/> <input type="checkbox"/> | 103.0#                  |
|   | 60" Dia | PLRD60       | 74P        | NNN                 | EBL        | <input type="checkbox"/> <input type="checkbox"/> <input type="checkbox"/> | <input type="checkbox"/> <input type="checkbox"/> | <input type="checkbox"/> <input type="checkbox"/> <input type="checkbox"/> | 140.0#                  |
|   |         |              |            |                     |            |  |   |  |                         |
|   |         |              |            |                     |            |  |   |  |                         |

**A** **B** **C** **D** **E** **F** **G**

## HOW TO ORDER

Indicate the following information on order form:

1. Quantity of each item.
2. Model number, including options. See "How To Build a Model Number".
3. Any special service required.

Note: • The  indicates that a choice is required.

- The absence of the  indicates that no choice is required.
- Alpha-numeric characters in place of  indicate that no other alternatives are available.

## HOW TO BUILD A MODEL NUMBER

- A** Select basic model.  
\_\_\_\_\_
- B** Select edge style.  
**74P** - 74P edge
- C** Select grommet or module type.  
**NNN** - No Grommets, PowerUp or Wire Management/No Cutouts
- D** Select edge color.  
**EBL** - Black
- E** Select surface finish.  
**LCX** - Cherry Storm  
**LGE** - Grey  
**LKM** - Kensington Maple  
**LMR** - Misted Zephyr  
**LSR** - Shadow Zephyr  
**LSV** - Silicon evolv
- F** Select leg finish.  
**BL** - Black  
**LG** - Light Tone

**WG** - Warm Grey

- G** Select base.  
**CST** - Casters  
**GLD** - Glides  
Casters=2 locking/2 non-locking, black wheel, silver hub

## INFORMATION

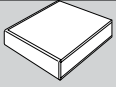
### Order Quantity

Maximum Pillar™ Order Quantity - 25 tables



# 10 Days or Less Tables - Contract

Pillar™ Tables - Round - 29" High



74P Edge  
(74P)

\$ 776  
922  
988  
1113

**SPECIAL SERVICES**

**Special Carton Marking**

With specially marked information N/C

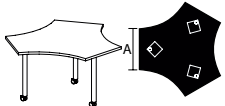
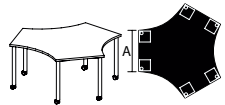
**Shipping**

Ships **knocked down, FOB Bonduel, WI 54107, freight prepaid.** Freight class 125.

Specifications and prices are subject to change without prior notice.

# 10 Days or Less Tables - Contract

Pillar™ Tables - Sprocket and Diamond Shape - 29" High

| MODEL  | Features  | A          | MODEL NUMBER |            |                     |            |  |                          |  |  |
|--|---|------------|--------------|------------|---------------------|------------|--|--------------------------|--|--|
|  |   |            | Basic Model  | Edge Style | Grommet/Module Type | Edge Color | Surface Finish   | Leg Finish               | Base   |  |
|  <p>PLSP</p> | <b>Sprocket Shape Tables</b> <ul style="list-style-type: none"> <li>• Post Leg at 29" high</li> <li>• 3-Leg is primarily a 3-person table</li> <li>• Table dimensions refer to the depth of the flat side (A)</li> <li>• Tables are designed for maximum leg spacing</li> <li>• Glides and casters are not interchangeable without changing the height of the table</li> </ul>  | 3 Legs 24" | PLSP24L3     | 74P        | NNN                 | EBL        | <input type="checkbox"/> <input type="checkbox"/> <input type="checkbox"/> | <input type="checkbox"/> | <input type="checkbox"/> <input type="checkbox"/> <input type="checkbox"/> |  |
|  |   | 3 Legs 30" | PLSP30L3     | 74P        | NNN                 | EBL        | <input type="checkbox"/> <input type="checkbox"/> <input type="checkbox"/> | <input type="checkbox"/> | <input type="checkbox"/> <input type="checkbox"/> <input type="checkbox"/> |  |
|  <p>PLSP</p> | <b>Sprocket Shape Tables</b> <ul style="list-style-type: none"> <li>• Post Leg at 29" high</li> <li>• 6-Leg can accommodate up to 6 people</li> <li>• Table dimensions refer to the depth of the flat side (A)</li> <li>• Tables are designed for maximum leg spacing</li> <li>• Glides and casters are not interchangeable without changing the height of the table</li> </ul> | 6 Legs 30" | PLSP30L6     | 74P        | NNN                 | EBL        | <input type="checkbox"/> <input type="checkbox"/> <input type="checkbox"/> | <input type="checkbox"/> | <input type="checkbox"/> <input type="checkbox"/> <input type="checkbox"/> |  |
|  |   |            |              |            |                     |            |  |                          |  |  |

**A**   **B**   **C**   **D**   **E**   **F**   **G**

## HOW TO ORDER

Indicate the following information on order form:

1. Quantity of each item.
2. Model number, including options. See "How To Build a Model Number".
3. Any special service required.

Note: • The  indicates that a choice is required.

- The absence of the  indicates that no choice is required.
- Alpha-numeric characters in place of  indicate that no other alternatives are available.

## HOW TO BUILD A MODEL NUMBER

- A** Select basic model.  
\_\_\_\_\_
- B** Select edge style.  
74P - 74P edge
- C** Select grommet or module type.  
NNN - No Grommets, PowerUp or Wire Management/No Cutouts
- D** Select edge color.  
EBL - Black
- E** Select surface finish.  
LCX - Cherry Storm  
LGE - Grey  
LKM - Kensington Maple  
LMR - Misted Zephyr  
LSR - Shadow Zephyr  
LSV - Silicon evolv
- F** Select leg finish.  
BL - Black  
LG - Light Tone

WG - Warm Grey

- G** Select base.  
CST - Casters  
GLD - Glides  
Casters=2 locking/2 non-locking, black wheel, silver hub

## INFORMATION

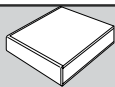
### Order Quantity

Maximum Pillar™ Order Quantity - 25 tables



# 10 Days or Less Tables - Contract

Pillar™ Tables - Sprocket and Diamond Shape - 29" High



Approx.  
Packaged  
Weight

74P Edge  
(74P)

108.0# \$ 1091  
148.0# 1124

175.0# \$ 1353

### SPECIAL SERVICES

#### Special Carton Marking

With specially marked information N/C

#### Shipping

Ships **knocked down, FOB Bonduel, WI 54107, freight prepaid.** Freight class 125.

Specifications and prices are subject to change without prior notice.

# 10 Days or Less Tables - Contract

Pirouette® Tables - General Information



**Rectangular  
(Training)**

**Half-Round**

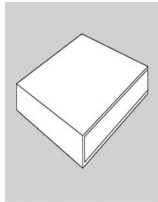
**Scale-Up**

## Features

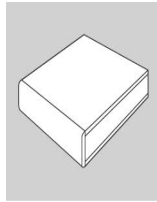
|         |   |   |
|---------|---|---|
| Fixed   | • | • |
| Nesting | • | • |

## General Dimensions

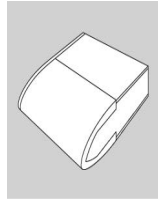
|        |   |                          |             |
|--------|---|--------------------------|-------------|
| Height | 29"                                     | 29"                      | 29"         |
| Top    | 18"D, 24"D, 30"D, 36"D x<br>48"W - 72"W | 24"D, 30"D x 48"W - 60"W | 30"D x 72"W |



Laminate; 1-1/4" self  
edge; square corner  
(64E)



Laminate; 1-1/4"  
rigid Poly edge;  
square corner (74P)



Laminate; 2-1/4"  
elliptical molded  
urethane front and  
rear (long) edges;  
1-1/4" rigid Poly  
edge on side (short)  
edges (ME2)

## SPECIFICATIONS

### Worksurfaces

Standard worksurface tops are nominal 1-1/4" overall thickness with .030" thick high-pressure laminate top surface and .028 phenolic backer (bottom surface). Density of the core in standard tops is 45 lb/cu ft. particleboard, M3 grade. Available with 2mm (74P), Self Edge (64E), or Molded Urethane (ME2) edges.

### Flipping/Nesting Table Frame

The framework for table support and flipping/nesting operation consists of 30mm X 50mm X 3mm thick wall, steel tubing with 4mm thick formed steel support hubs welded to the tubes for mounting the legs. A 3mm formed steel table support bracket is attached to the beam and hub structure using a 10mm diameter steel pivot pin. #12 X 1-3/4" Phillips wood screws attach the framework brackets to the worksurface. A 9.9mm steel hex rod connects the latch mechanism and is connected to a nylon

release paddle on either end of the table base. The table latch release handle is actuated by squeezing the paddle on either end to the underside of the worksurface. Pulling upward, raises the worksurface for nesting storage.

To lower the table for use from the upright storage position, grasp the top center of the worksurface edge and lower the surface to and allow the latches to engage once the surface is down. All hinge pins for the flipping mechanism are zinc-plated steel. Hinge pin spaces are molded nylon. The framework is shipped separately, ready to be assembled to the worksurface and legs.

### Leg Assembly-Flipping/Nesting Table

The leg assembly consists of one right-hand leg and one left-hand leg. There are three leg widths. One width fits 18" wide tables. One width fits 24" and 30" wide tables. One width fits 36" wide tables. Standard leg height is 29" high. ADA table height of 32" is accomplished using 3" leg extensions

threaded into the bottom of the leg. Leg construction consists of 2.2" diameter, .10" thick wall steel tubing with a 4mm thick steel pivot plate welded to it. The feet consist of two 4mm thick blades welded to the leg tube, and the blade covers are zinc die cast attached with self-tapping metal screws. The leg assemblies are bolted to the table frame structure using two M12 X 25mm flat head bolts. Leg assemblies ship with blade covers installed but casters or glides need to be installed upon assembly. A hardware kit is shipped with the base that consists of two covers that must be installed after the leg assembly to prevent access to the pivot mechanism.

### Leg Assembly-Fixed T-Base

There are three leg widths. One width fits 18" wide tables. One width fits 24" and 30" wide tables. One width fits 36" wide tables. Standard leg height is 29" high. ADA table height of 32" is accomplished using 3" leg extensions threaded into the bottom of the leg. Leg construction consists of 2.2"

diameter, .10" thick wall steel tubing with a 5mm thick steel plate welded to it. The feet consist of two 4mm thick blades welded to the leg tube, and the blade covers are cast aluminum attached with self-tapping metal screws. The leg assemblies are attached to the worksurface using #12 X 1" screws. Leg assemblies ship with blade covers installed but casters or glides need to be installed upon assembly.

### Leg Assembly-Fixed Double T Leg

Some larger fixed leg tables use a Double T or TT style leg. Available standard in one width of 38" to fit 42" and 48" wide tables. Leg height is fixed to provide only 29" high table-top height. ADA table height of 32" is accomplished using 3" leg extensions threaded into the bottom of the leg. Leg construction consists of 2.2" diameter, .10" thick wall steel tubing with a 5mm thick steel plate welded to it. The feet consist of two 4mm thick blades welded to two leg tubes separated by a 1" X 2" welded steel cross tube, and the blade covers are zinc



# 10 Days or Less Tables - Contract

Pirouette® Tables - General Information



Chevron

Double Chevron

Rectangular &  
Conference

Square

Round

Guitar Pick

| Features           |   |  |  |   |  |                                       |
|--------------------|---|--|--|---|--|---------------------------------------|
| Fixed              | •   | •  | •  | •                                       | •  | •                                     |
| Nesting            | •   | •  |  |   | •  |                                       |
| General Dimensions |   |  |  |   |  |                                       |
| Height             | 29"   | 29"  | 29"  | 29"                                     | 29"  | 29"                                   |
| Top                | 18"D, 24"D, 30"D x<br>60"W, 72"W<br>midpoint is 3" wider<br>than ends | 30", 36" x 60", 72"<br>midpoint is 6" wider<br>than ends<br>84" & 96" have third leg | 42"D x 96", 120"D<br>TT-Base<br>96" & 120" have third<br>leg | 30", 36" X-Base<br>42", 48", 60" C-Base | 42", 48" T-Base<br>30", 36", 42" X-Base<br>48", 60" C-Base | 60"<br>Each uses three C-Base<br>legs |

die cast attached with self-tapping metal screws. The leg assemblies are attached to the worksurface using #12 X 1" screws. Leg assemblies ship with blade covers installed but casters or glides need to be installed upon assembly.

#### Leg Assembly-Fixed C-Leg

Some shaped tables use three or four C-leg style legs. Available standard in one length of 14". Leg height is fixed to provide only 29" high table-top height. ADA table height of 32" is accomplished using 3" leg extensions threaded into the bottom of the leg. Leg construction consists of 2.2" diameter, .10" thick wall steel tubing with a 5mm thick steel plate welded to it. The foot consists of one 4mm thick blade welded to the leg tube, and the blade covers are cast aluminum attached with self-tapping metal screws. The leg assemblies are attached to the worksurface using #12 X 1" screws. Leg assemblies ship with blade covers installed but casters or glides need to be installed upon assembly.

#### Leg Assembly-Fixed X-Base

Some round and square shaped tables use X-base style legs. Available in a standard 28" X 28" style foot configuration. Leg construction consists of 3" diameter, .10" thick wall steel tubing with a 5mm thick steel plate welded to it. The feet consist of four 4mm thick blades welded to the leg tube, and the blade covers are cast aluminum attached with self-tapping metal screws. The leg assemblies are attached to the worksurface using #12 X 1" screws. Leg assemblies ship with blade covers installed but casters or glides need to be installed upon assembly.

#### PowerUp® Power/Data Module

Tables are available with one or two PowerUp modules per table. On tables with one module, it is located centered within the top length. Modules are spaced 3" from the back edge on 18", 24", and 30" deep tops. They are also spaced 3" from the back edge on 36" deep tops up to 72" in width. For tops that are 36" in depth and 84" or more in length and for all 42" and 48" deep tops, the

modules are located along the center line of the top (front to back) and approximately 23" to 35" from the edge of the top depending on the top width. Tables with widths of 72" or less always get one module while tables with widths of 84" or more always get two modules.

The PowerUp module is a UL listed relocatable power tap, which is a surface-mounted power module with a plastic cover. The module is 3-1/4" wide x 7" long and 2-1/4" tall when opened. It is provided with either a 9 ft. or 15 ft., 3 conductor cord, rated 120VAC, 15A. The module has a dampened spring-loaded mechanism to allow the unit to open for use and close when not in use. When open, one duplex power receptacle and two RJ45 data connectors are exposed. The module can be modified to fit various brand jacks. Data connectors are not supplied with the module and are purchased separately.

#### INFORMATION

##### Warranty

Refer to KI Terms & Conditions document or visit [ki.com](http://ki.com)

# 10 Days or Less Tables - Contract

Pirouette® Tables - General Information

## Villa Power/Data/USB Module

Tables are available with one or two Villa modules per table. On tables with one module, it is located centered within the top length. Modules are spaced 3" from the back edge on 18", 24", and 30" deep tops. They are also spaced 3" from the back edge on 36" deep tops up to 72" in width. For tops that are 36" in depth and 84" or more in length and for all 42" and 48" deep tops, the modules are located along the center line of the top (front to back) and approximately 23" to 35" from the edge of the top depending on the top width. Tables with widths of 72" or less always get one module while tables with widths of 84" or more always get two modules.

The Villa module is an Interek ETL Listed Furniture Power Distribution Unit surface module that mounts below a 6-1/4" x 3" grommet cutout in the tabletop. The module is 3-1/2" wide x 6-3/4" long and 2" tall when opened. It is provided with either a 9 ft. or 15 ft., 3 conductor cord, rated 120VAC, 15A. When open, two power receptacles, two USB charging ports and one RJ45 data connector are exposed. The module can be modified to fit various brand jacks. Data connectors are not supplied with the module and are purchased separately. Metal grommet cover is included.

## Activ8 Electrical

The Activ8 electrical system is a UL 962 recognized component that allows up to eight duplex power modules to be connected to one standard 15-amp power cord. Activ8 electrical system does not require modules to be connected in a certain order. The number of power modules connected is automatically limited to the maximum allowed under UL 962. If too many modules are connected, the Activ8 control box disconnects all power to the system and illuminates a red LED. Power is resumed automatically to the system once the extra power module or modules are disconnected, which is indicated by a green LED. The fuse on the power entry box can be reset as it is used to limit the number of devices on the chain. If the system receives a voltage spike, it would likely destroy the infeed box and would need to be replaced.

## Activ8 Power Infeed

Series includes a standard NEMA 5-15P 15-amp plug on one end of the 108" cord and a non-sequentially keyed connector at the opposite end of the cord. Control box is located 12" from the table connection.

Built-in diagnostics LED shows system status:

- Green=power is on and system is working properly
- Red=power has been stopped because too many modules are connected
- LED off=input power is not available; check that power cord is plugged into an outlet and that power is available to that outlet

## Activ8 PowerUp Power/Data Module

Tables are available with one or two Activ8 PowerUp power/data modules per table. On tables with one module, it is located centered within the top length. Modules are spaced 3" from the back edge on 18", 24", and 30" deep tops. They are also spaced 3" from the back edge on 36" deep tops up to 72" in width. For tops that are 36" in depth and 84" or more in length and for all 42" and 48" deep tops, the modules are located along the center line of the top (front to back) and approximately 23" to 35" from the edge of the top depending on the top width. Tables with widths of 72" or less always get one module while tables with widths of 84" or more always get two modules.

The Activ8 PowerUp module is a surface-mounted power module with a plastic cover. The module is 3-1/4" wide by 7" long and 2-1/4" tall when opened. When open, one duplex power receptacle and two RJ45 data connectors are exposed. A connector with three ports is located at the opposite end of the 12" cord. The module can be modified to fit various brand jacks. Data connectors are not supplied with the module and are purchased separately. Up to eight modules may be connected per infeed.

## Activ8 Villa Power/Data/USB Module

Tables are available with one or two Activ8 Villa power/data/USB modules per table. On tables with one module, it is located centered within the top length. Modules are spaced 3" from the back edge on 18", 24", and 30" deep tops. They are also spaced 3" from the back edge on 36" deep tops up to 72" in width. For tops that are 36" in depth and 84" or more in length and for all 42" and 48" deep tops, the modules are located along the center line of the top (front to back) and approximately 23" to 35" from the edge of the top depending on the top width. Tables with widths of 72" or less always get one module while tables with widths of 84" or more always get two modules.

The Activ8 Villa module mounts below a 6-1/4" x 3" grommet cutout in the tabletop. The module is 3-1/2" wide by 6-3/4" long and 2" tall when opened. When open, two power receptacles, two USB charging ports and one RJ45 data connector are exposed. A connector with three ports is located at the opposite end of the 12" cord. The module can be modified to fit various brand jacks. Data connectors are not supplied with the module and are purchased separately. Metal grommet cover is included. Up to eight modules may be connected per infeed.

## Casters and Glides

Each table includes either glides or casters. Each table with casters will include two wheel locking casters. Glides and casters are made of molded nylon and come in two colors. Glides and casters are interchangeable without changing table height. Caster wheels are a minimum of 2.44" (62mm) diameter. Caster wheel treads are medium hard (75 max Shore A) for easy mobility on

carpet or hard floors. Glides have a smooth convex bottom surface for mobility. 2 3/4" diameter black nylon glides are optional. Glides have 1" of telescoping height adjustment that adjusts table height from 28 1/2" to 29 1/2". Steel 1/2" threaded stems attach the glides to legs. Casters and glides ship unassembled.

## Ganging Mechanism

Built of black, high-strength nylon, the hook and peg combination draws tables together. No tools are required when joining tables. Gangers are self-storing under the table when not in use. Tops are pre-drilled for placement of ganging pegs. Two gangers, six pegs are included in the kit. All ganging accessories are included for tables with Activ8. Ganging kits are ordered separately for all other table models. One kit per table joint is required. Field installed.

## Vertical Leg Wire Management

A color matched extrusion made of aluminum "snaps" to the Pirouette leg managing cables and wires exiting PowerUp® or standard grommets installed on the worksurface top. The extrusion is 12" long. Vertical wire managers are included when power options are ordered.

## Under Table Wire Management

The under table wire manager is constructed of 2" x 4-1/2" Velcro hook and loop material. Wire manager is provided with adhesive backing and screws for attachment to the underside of the top. Tops are pre-drilled for locating wire manager, but the manager may be applied in any convenient location. Two or five wire managers are included when power options are ordered. Field installed.

## Worksurface Grommet

The grommet is constructed of ABS plastic which mounts flush into the top of the worksurface. Grommets are spaced 3" from the back edge on 18", 24", and 30" deep tops. They are also spaced 3" from the back edge on 36" deep tops up to 72" in width. For tops that are 36" in depth and 84" or more in length and for all 42" and 48" deep tops, the grommets are located along the center line of the top (front to back) and approximately 23" to 35" from the edge of the top depending on the top width. Tables with widths of 72" or less always get one grommet while tables with widths of 84" or more always get two grommets. Grommets have a flip-up receding door and are identical in size to the PowerUp module to allow for retrofitting of PowerUp at a later date. The available opening for power or data cords, when the flip-up door is closed, is 1/2" wide x 5-3/4" long. Open door available space is 2-1/4" x 5-3/4". Field-installed.

## Fabric Wrapped Modesty Panel/Wire Management

The modesty panel is constructed of a heat-set, non-woven PET material, pressed into a flexible, durable and dent-resistant panel. The panel is fabric wrapped, black only. The panel is hung by plastic clips that mount

to the underside of the worksurface using wood screws. The modesty panel hangs freely when in use or when the table top is in its nested, upright position. The panel has a Velcro-fastened pouch on the user side to route and hide cables or wires from electronic equipment to the optional vertical leg wire manager. The modesty panel measures 8-1/2" wide (measured from underside of the worksurface) by the length of the table x 3/4" thick.

## UL NOTE:

Some models are UL listed. Contact KI Customer Service for model specific information.





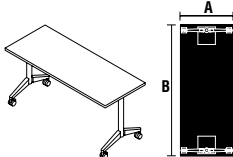
# 10 Days or Less Tables - Contract

Pirouette® Tables - General Information



# 10 Days or Less Tables - Contract

Pirouette® Tables - Fixed-Rectangular-29" High (Training)

|  |        | MODEL NUMBER |            |                     |  |  |                |  |   |   |   |   |
|--|--------|--------------|------------|---------------------|--|--|----------------|--|---|---|---|---|
| Features   | A x B  | Basic Model  | Edge Style | Grommet/Module Type | Modesty Panel  | Edge Color   | Surface Finish | Leg Finish   | Grommet/Module Color                              | Cord (feet)   | Base  |   |
|  <p>PIFT<br/><b>Rectangular Tables - 18"D</b></p> <ul style="list-style-type: none"> <li>• Training tables are designed for maximum leg spacing for the length of the table</li> <li>• Gangers ordered separately</li> <li>• Fixed base at 29" high</li> </ul> | T Base | 18 x 48"     | PIFR1848T  | 74P                 | <input type="checkbox"/> <input type="checkbox"/> <input type="checkbox"/> | <input type="checkbox"/> <input type="checkbox"/> <input type="checkbox"/> | EBL            | <input type="checkbox"/> <input type="checkbox"/> <input type="checkbox"/> | <input type="checkbox"/> <input type="checkbox"/> | <input type="checkbox"/> <input type="checkbox"/> <input type="checkbox"/> <input type="checkbox"/> | <input type="checkbox"/> <input type="checkbox"/> | <input type="checkbox"/> <input type="checkbox"/> |
|  | T Base | 18 x 60"     | PIFR1860T  | 74P                 | <input type="checkbox"/> <input type="checkbox"/> <input type="checkbox"/> | <input type="checkbox"/> <input type="checkbox"/> <input type="checkbox"/> | EBL            | <input type="checkbox"/> <input type="checkbox"/> <input type="checkbox"/> | <input type="checkbox"/> <input type="checkbox"/> | <input type="checkbox"/> <input type="checkbox"/> <input type="checkbox"/> <input type="checkbox"/> | <input type="checkbox"/> <input type="checkbox"/> | <input type="checkbox"/> <input type="checkbox"/> |
|  | T Base | 18 x 72"     | PIFR1872T  | 74P                 | <input type="checkbox"/> <input type="checkbox"/> <input type="checkbox"/> | <input type="checkbox"/> <input type="checkbox"/> <input type="checkbox"/> | EBL            | <input type="checkbox"/> <input type="checkbox"/> <input type="checkbox"/> | <input type="checkbox"/> <input type="checkbox"/> | <input type="checkbox"/> <input type="checkbox"/> <input type="checkbox"/> <input type="checkbox"/> | <input type="checkbox"/> <input type="checkbox"/> | <input type="checkbox"/> <input type="checkbox"/> |
| PIFT<br><b>Rectangular Tables - 24"D</b>   | T Base | 24 x 48"     | PIFR2448T  | 74P                 | <input type="checkbox"/> <input type="checkbox"/> <input type="checkbox"/> | <input type="checkbox"/> <input type="checkbox"/> <input type="checkbox"/> | EBL            | <input type="checkbox"/> <input type="checkbox"/> <input type="checkbox"/> | <input type="checkbox"/> <input type="checkbox"/> | <input type="checkbox"/> <input type="checkbox"/> <input type="checkbox"/> <input type="checkbox"/> | <input type="checkbox"/> <input type="checkbox"/> | <input type="checkbox"/> <input type="checkbox"/> |
|  | T Base | 24 x 60"     | PIFR2460T  | 74P                 | <input type="checkbox"/> <input type="checkbox"/> <input type="checkbox"/> | <input type="checkbox"/> <input type="checkbox"/> <input type="checkbox"/> | EBL            | <input type="checkbox"/> <input type="checkbox"/> <input type="checkbox"/> | <input type="checkbox"/> <input type="checkbox"/> | <input type="checkbox"/> <input type="checkbox"/> <input type="checkbox"/> <input type="checkbox"/> | <input type="checkbox"/> <input type="checkbox"/> | <input type="checkbox"/> <input type="checkbox"/> |
|  | T Base | 24 x 72"     | PIFR2472T  | 74P                 | <input type="checkbox"/> <input type="checkbox"/> <input type="checkbox"/> | <input type="checkbox"/> <input type="checkbox"/> <input type="checkbox"/> | EBL            | <input type="checkbox"/> <input type="checkbox"/> <input type="checkbox"/> | <input type="checkbox"/> <input type="checkbox"/> | <input type="checkbox"/> <input type="checkbox"/> <input type="checkbox"/> <input type="checkbox"/> | <input type="checkbox"/> <input type="checkbox"/> | <input type="checkbox"/> <input type="checkbox"/> |
| PIFT<br><b>Rectangular Tables - 30"D</b>   | T Base | 30 x 48"     | PIFR3048T  | 74P                 | <input type="checkbox"/> <input type="checkbox"/> <input type="checkbox"/> | <input type="checkbox"/> <input type="checkbox"/> <input type="checkbox"/> | EBL            | <input type="checkbox"/> <input type="checkbox"/> <input type="checkbox"/> | <input type="checkbox"/> <input type="checkbox"/> | <input type="checkbox"/> <input type="checkbox"/> <input type="checkbox"/> <input type="checkbox"/> | <input type="checkbox"/> <input type="checkbox"/> | <input type="checkbox"/> <input type="checkbox"/> |
|  | T Base | 30 x 60"     | PIFR3060T  | 74P                 | <input type="checkbox"/> <input type="checkbox"/> <input type="checkbox"/> | <input type="checkbox"/> <input type="checkbox"/> <input type="checkbox"/> | EBL            | <input type="checkbox"/> <input type="checkbox"/> <input type="checkbox"/> | <input type="checkbox"/> <input type="checkbox"/> | <input type="checkbox"/> <input type="checkbox"/> <input type="checkbox"/> <input type="checkbox"/> | <input type="checkbox"/> <input type="checkbox"/> | <input type="checkbox"/> <input type="checkbox"/> |
|  | T Base | 30 x 72"     | PIFR3072T  | 74P                 | <input type="checkbox"/> <input type="checkbox"/> <input type="checkbox"/> | <input type="checkbox"/> <input type="checkbox"/> <input type="checkbox"/> | EBL            | <input type="checkbox"/> <input type="checkbox"/> <input type="checkbox"/> | <input type="checkbox"/> <input type="checkbox"/> | <input type="checkbox"/> <input type="checkbox"/> <input type="checkbox"/> <input type="checkbox"/> | <input type="checkbox"/> <input type="checkbox"/> | <input type="checkbox"/> <input type="checkbox"/> |
|  |        |              | <b>A</b>   | <b>B</b>            | <b>C</b>   | <b>D</b>   | <b>E</b>       | <b>F</b>   | <b>G</b>  | <b>H</b>  | <b>I</b>  | <b>J</b>  |

## HOW TO ORDER

Indicate the following information on order form:

- Quantity of each item.
- Model number, including options. See "How To Build a Model Number".
- Any special service required.

Note: • The  indicates that a choice is required.

- The absence of the  indicates that no choice is required.
- Alpha-numeric characters in place of  indicate that no other alternatives are available.

## HOW TO BUILD A MODEL NUMBER

- A** Select basic model.
- B** Select edge style.  
74P - 74P edge
- C** Select grommet or module type.  
 NNN - No Grommets, PowerUp or Wire Management/No Cutouts  
 1OC - One Cutout Only-w/Wire Management; add \$149  
 1PG - One Plastic Grommet w/Wire Management; add \$166  
 1PU - One PowerUp w/Wire Management; add \$266  
 1VG - One Villa Grommet w/Wire Management; add \$215  
 1VM - One Villa Module w/USB and Wire Management; add \$470  
 WMO - Wire Management Only-No Cutouts; add \$149
- D** Select modesty panel.  
FMP - Fabric modesty panel; add

- \$300  
NMP - No fabric modesty panel
- E** Select edge color.  
EBL - Black
- F** Select surface finish.  
 LCX - Cherry Storm  
 LGE - Grey  
 LKM - Kensington Maple  
 LMR - Misted Zephyr  
 LSR - Shadow Zephyr  
 LSV - Silicon evol

- G** Select leg finish.  
 BL - Black  
 LG - Light Tone  
 WG - Warm Grey

- H** Select grommet/module color.  
 GBL - Black grommet  
 GWG - Warm Grey grommet  
 PUBL - PowerUp Black  
 PUWG - PowerUp Warm Grey  
 PUBL - Villa Module Black

- PUWG - Villa Module Warm Grey

- I** Select Cord Length (feet).  
 15 - 15' cord length  
 9 - 9' cord length  
 \*CORD LENGTH of 9' or 15' is option on 1PU and 1VM only.

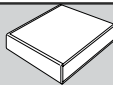
\*Includes vertical and horizontal wire management.

- J** Select base.  
 4EC - 4 casters  
 4GB - 4 black glides  
 Casters=2 locking/2 non-locking, black wheel, silver hub



# 10 Days or Less Tables - Contract

Pirouette® Tables - Fixed-Rectangular-29" High (Training)



| Approx. Packaged Weight | Delivered Pricing | 74P Edge (74P) |
|-------------------------|-------------------|----------------|
| 53.0#                   | \$ 708            | \$ 708         |
| 60.0#                   | 821               | 821            |
| 71.0#                   | 849               | 849            |

|        |        |        |
|--------|--------|--------|
| 65.0#  | \$ 768 | \$ 768 |
| 74.0#  | 851    | 851    |
| 88.0#  | 929    | N/A    |
| 74.0#  | \$ 806 | \$ 806 |
| 86.0#  | 901    | 901    |
| 102.0# | 985    | 985    |

## INFORMATION

### Order Quantity

Maximum Pirouette® Order Quantity - 25 tables

## SPECIAL SERVICES

### Special Carton Marking

With specially marked information N/C

### Shipping

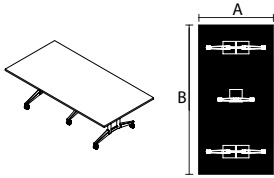
Ships **knocked down, FOB Bonduel, WI 54107, freight prepaid.** Freight class 125.

Specifications and prices are subject to change without prior notice.

# 10 Days or Less Tables - Contract

Pirouette® Tables - Fixed-Rectangular-29" High (Conference)

| Features    | A x B     | MODEL NUMBER |            |  |               |            |  |                          |   |   |   |
|-------------|-----------|--------------|------------|--|---------------|------------|--|--------------------------|---|---|---|
|             |           | Basic Model  | Edge Style | Grommet/Module Type  | Modesty Panel | Edge Color | Surface Finish   | Leg Finish               | Grommet/Module Color  | Cord (feet)                                       | Base  |
| Three Bases | 42 x 96"  | PIFR4296     | 74P        | <input type="checkbox"/> <input type="checkbox"/> <input type="checkbox"/> | NMP           | EBL        | <input type="checkbox"/> <input type="checkbox"/> <input type="checkbox"/> | <input type="checkbox"/> | <input type="checkbox"/> <input type="checkbox"/> <input type="checkbox"/> <input type="checkbox"/> | <input type="checkbox"/> <input type="checkbox"/> | <input type="checkbox"/> <input type="checkbox"/> <input type="checkbox"/> <input type="checkbox"/> |
| Three Bases | 42 x 120" | PIFR42120    | 74P        | <input type="checkbox"/> <input type="checkbox"/> <input type="checkbox"/> | NMP           | EBL        | <input type="checkbox"/> <input type="checkbox"/> <input type="checkbox"/> | <input type="checkbox"/> | <input type="checkbox"/> <input type="checkbox"/> <input type="checkbox"/> <input type="checkbox"/> | <input type="checkbox"/> <input type="checkbox"/> | <input type="checkbox"/> <input type="checkbox"/> <input type="checkbox"/> <input type="checkbox"/> |
|             |           |              |            |  |               |            |  |                          |   |   |   |
|             |           |              |            |  |               |            |  |                          |   |   |   |
|             |           |              |            |  |               |            |  |                          |   |   |   |
|             |           |              |            |  |               |            |  |                          |   |   |   |
|             |           |              |            |  |               |            |  |                          |   |   |   |
|             |           |              |            |  |               |            |  |                          |   |   |   |
|             |           |              |            |  |               |            |  |                          |   |   |   |
|             |           |              |            |  |               |            |  |                          |   |   |   |
|             |           |              |            |  |               |            |  |                          |   |   |   |



PIFT

**Rectangular Conference Tables - 42"D**

- Fixed base at 29" high
- Center leg is single T Base to improve leg clearance

**A B C D E F G H I J**

**HOW TO ORDER**

Indicate the following information on order form:

- Quantity of each item.
- Model number, including options. See "How To Build a Model Number".
- Any special service required.

Note: • The  indicates that a choice is required.

- The absence of the  indicates that no choice is required.
- Alpha-numeric characters in place of  indicate that no other alternatives are available.

**HOW TO BUILD A MODEL NUMBER**

- A** Select basic model.  
**74P** - 74P edge
- B** Select edge style.  
**74P** - 74P edge
- C** Select grommet or module type.  
**NNN** - No Grommets/No PowerUp/No Wire Management  
**WMO** - Wire Management Only-No Cutouts; add \$149  
**20C** - Two Cutouts Only w/Wire Management; add \$297  
**2PG** - Two Plastic Grommets w/Wire Management; add \$333  
**2PU** - Two PowerUps w/Wire Management; add \$531  
**2VG** - Two Villa Grommets w/Wire Management; add \$431  
**2VM** - Two Villa Modules with USB w/Wire Management; add \$941
- D** Select modesty panel.  
**NMP** - No fabric modesty panel

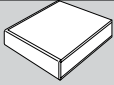
- E** Select edge color.  
**EBL** - Black
- F** Select surface finish.  
**LCX** - Cherry Storm  
**LGE** - Grey  
**LKM** - Kensington Maple  
**LMR** - Misted Zephyr  
**LSR** - Shadow Zephyr  
**LSV** - Silicon evolv
- G** Select leg finish.  
**BL** - Black  
**LG** - Light Tone  
**WG** - Warm Grey
- H** Select grommet/module color.  
**PUBL** - Villa Module Black  
**PUWG** - Villa Module Warm Grey  
**GBL** - Black grommet  
**GWG** - Warm Grey grommet  
**PUBL** - PowerUp Black  
**PUWG** - PowerUp Warm Grey

- I** Select Cord Length (feet).  
**15** - 15' cord length  
**9** - 9' cord length  
\*CORD LENGTH of 9' or 15' is option on 2PU and 2VM only.  
  
\*Includes vertical and horizontal wire management.
- J** Select base.  
**4EC** - 4 casters  
**4GB** - 4 black glides  
Casters=2 locking/2 non-locking, black wheel, silver hub



# 10 Days or Less Tables - Contract

Pirouette® Tables - Fixed-Rectangular-29" High (Conference)



| Approx. Packaged Weight | 74P Edge (74P) |
|-------------------------|----------------|
| 179.0#                  | \$ 1920        |
| 211.0#                  | 2069           |

### INFORMATION

**Order Quantity**

Maximum Pirouette® Order Quantity - 25 tables

### SPECIAL SERVICES

**Special Carton Marking**

With specially marked information N/C

**Shipping**

Ships **knocked down, FOB Bonduel, WI 54107, freight prepaid.** Freight class 125.

Specifications and prices are subject to change without prior notice.

# 10 Days or Less Tables - Contract

Pirouette® Tables - Fixed-Chevron-29" High (Standard Height)

| Features  | A x B           | MODEL NUMBER |            |  |  |            |  |   |   |   |   |          |
|---|-----------------|--------------|------------|--|--|------------|--|---|---|---|---|----------|
|   |                 | Basic Model  | Edge Style | Grommet/Module Type  | Modesty Panel  | Edge Color | Surface Finish   | Leg Finish  | Grommet/Module Color  | Cord (feet)                                       | Base  |          |
|   | T Base 24 x 60" | PIFCV2460    | 74P        | <input type="checkbox"/> <input type="checkbox"/> <input type="checkbox"/> | <input type="checkbox"/> <input type="checkbox"/> <input type="checkbox"/> | EBL        | <input type="checkbox"/> <input type="checkbox"/> <input type="checkbox"/> | <input type="checkbox"/> <input type="checkbox"/> | <input type="checkbox"/> <input type="checkbox"/> <input type="checkbox"/> <input type="checkbox"/> | <input type="checkbox"/> <input type="checkbox"/> | <input type="checkbox"/> <input type="checkbox"/> |          |
|   | T Base 24 x 72" | PIFCV2472    | 74P        | <input type="checkbox"/> <input type="checkbox"/> <input type="checkbox"/> | <input type="checkbox"/> <input type="checkbox"/> <input type="checkbox"/> | EBL        | <input type="checkbox"/> <input type="checkbox"/> <input type="checkbox"/> | <input type="checkbox"/> <input type="checkbox"/> | <input type="checkbox"/> <input type="checkbox"/> <input type="checkbox"/> <input type="checkbox"/> | <input type="checkbox"/> <input type="checkbox"/> | <input type="checkbox"/> <input type="checkbox"/> |          |
| <p>PIFT<br/> <b>Chevron Tables - 24"D</b></p> <ul style="list-style-type: none"> <li>• Tables are designed for maximum leg spacing for the length of the table</li> <li>• Gangers ordered separately</li> <li>• Fixed base at 29" high</li> </ul> |                 |              |            |  |  |            |  |   |   |   |   |          |
| <p>PIFT<br/> <b>Chevron Tables - 30"D</b></p> <ul style="list-style-type: none"> <li>• Fixed base at 29" high</li> </ul>  | T Base 30 x 60" | PIFCV3060    | 74P        | <input type="checkbox"/> <input type="checkbox"/> <input type="checkbox"/> | <input type="checkbox"/> <input type="checkbox"/> <input type="checkbox"/> | EBL        | <input type="checkbox"/> <input type="checkbox"/> <input type="checkbox"/> | <input type="checkbox"/> <input type="checkbox"/> | <input type="checkbox"/> <input type="checkbox"/> <input type="checkbox"/> <input type="checkbox"/> | <input type="checkbox"/> <input type="checkbox"/> | <input type="checkbox"/> <input type="checkbox"/> |          |
|   | T Base 30 x 72" | PIFCV3072    | 74P        | <input type="checkbox"/> <input type="checkbox"/> <input type="checkbox"/> | <input type="checkbox"/> <input type="checkbox"/> <input type="checkbox"/> | EBL        | <input type="checkbox"/> <input type="checkbox"/> <input type="checkbox"/> | <input type="checkbox"/> <input type="checkbox"/> | <input type="checkbox"/> <input type="checkbox"/> <input type="checkbox"/> <input type="checkbox"/> | <input type="checkbox"/> <input type="checkbox"/> | <input type="checkbox"/> <input type="checkbox"/> |          |
|   |                 |              | <b>A</b>   | <b>B</b>   | <b>C</b>   | <b>D</b>   | <b>E</b>   | <b>F</b>  | <b>G</b>  | <b>H</b>  | <b>I</b>  | <b>J</b> |

## HOW TO ORDER

Indicate the following information on order form:

1. Quantity of each item.
2. Model number, including options. See "How To Build a Model Number".
3. Any special service required.

Note: • The  indicates that a choice is required.

- The absence of the  indicates that no choice is required.
- Alpha-numeric characters in place of  indicate that no other alternatives are available.

## HOW TO BUILD A MODEL NUMBER

- A** Select basic model.
- B** Select edge style.  
**74P** - 74P edge
- C** Select grommet or module type.  
**NNN** - No Grommets/No PowerUp/No Wire Management  
**WMO** - Wire Management Only-No Cutouts; add \$149  
**10C** - One Cutout Only w/Wire Management; add \$149  
**1PG** - One Plastic Grommet w/Wire Management; add \$166  
**1PU** - One PowerUp w/Wire Management; add \$266  
**1VG** - One Villa Grommet w/Wire Management; add \$215  
**1VM** - One Villa Module with USB w/Wire Management; add \$470
- D** Select modesty panel.  
**FMP** - Fabric modesty panel; add

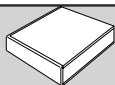
- E** Select edge color.  
**EBL** - Black
- F** Select surface finish.  
**LCX** - Cherry Storm  
**LGE** - Grey  
**LKM** - Kensington Maple  
**LMR** - Misted Zephyr  
**LSR** - Shadow Zephyr  
**LSV** - Silicon evol
- G** Select leg finish.  
**BL** - Black  
**LG** - Light Tone  
**WG** - Warm Grey
- H** Select grommet/module color.  
**PUBL** - PowerUp Black  
**PUWG** - PowerUp Warm Grey  
**PUBL** - Villa Module Black  
**PUWG** - Villa Module Warm Grey  
**GBL** - Black grommet

- I** Select Cord Length (feet).  
**15** - 15' cord length  
**9** - 9' cord length  
 \*CORD LENGTH of 9' or 15' is option on 1PU and 1VM only.  
 \*Includes vertical and horizontal wire management.
- J** Select base.  
**4EC** - 4 casters  
**4GB** - 4 black glides  
 Casters=2 locking/2 non-locking, black wheel, silver hub



# 10 Days or Less Tables - Contract

Pirouette® Tables - Fixed-Chevron-29" High (Standard Height)



| Approx. Packaged Weight | 74P Edge (74P) |
|-------------------------|----------------|
| 77.0#                   | \$ 802         |
| 92.0#                   | 859            |

|        |        |
|--------|--------|
| 89.0#  | \$ 954 |
| 106.0# | 1045   |

### INFORMATION

**Order Quantity**

Maximum Pirouette® Order Quantity - 25 tables

### SPECIAL SERVICES

**Special Carton Marking**

With specially marked information N/C

**Shipping**

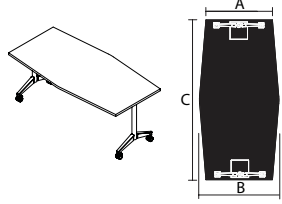
Ships **knocked down, FOB Bonduel, WI 54107, freight prepaid.** Freight class 125.

Specifications and prices are subject to change without prior notice.

# 10 Days or Less Tables - Contract

Pirouette® Tables - Fixed-Double Chevron-29" High (Standard Height)

|  | Features | A x B x C     | MODEL NUMBER |            |  |               |            |  |   |  |   |  |
|--|----------|---------------|--------------|------------|--|---------------|------------|--|---|--|---|--|
|  |          |               | Basic Model  | Edge Style | Grommet/Module Type  | Modesty Panel | Edge Color | Surface Finish   | Leg Finish  | Grommet/Module Color   | Cord (feet)                                       | Base   |
|  | T Base   | 30 x 36 x 60" | PIFDC3060T   | 74P        | <input type="checkbox"/> <input type="checkbox"/> <input type="checkbox"/> | NMP           | EBL        | <input type="checkbox"/> <input type="checkbox"/> <input type="checkbox"/> | <input type="checkbox"/> <input type="checkbox"/> | <input type="checkbox"/> <input type="checkbox"/> <input type="checkbox"/> | <input type="checkbox"/> <input type="checkbox"/> | <input type="checkbox"/> <input type="checkbox"/> <input type="checkbox"/> |
|  | T Base   | 30 x 36 x 72" | PIFDC3072T   | 74P        | <input type="checkbox"/> <input type="checkbox"/> <input type="checkbox"/> | NMP           | EBL        | <input type="checkbox"/> <input type="checkbox"/> <input type="checkbox"/> | <input type="checkbox"/> <input type="checkbox"/> | <input type="checkbox"/> <input type="checkbox"/> <input type="checkbox"/> | <input type="checkbox"/> <input type="checkbox"/> | <input type="checkbox"/> <input type="checkbox"/> <input type="checkbox"/> |
|  |          |               |              |            |  |               |            |  |   |  |   |  |
|  |          |               |              |            |  |               |            |  |   |  |   |  |
|  |          |               |              |            |  |               |            |  |   |  |   |  |
|  |          |               |              |            |  |               |            |  |   |  |   |  |
|  |          |               |              |            |  |               |            |  |   |  |   |  |
|  |          |               |              |            |  |               |            |  |   |  |   |  |
|  |          |               |              |            |  |               |            |  |   |  |   |  |
|  |          |               |              |            |  |               |            |  |   |  |   |  |
|  |          |               |              |            |  |               |            |  |   |  |   |  |
|  |          |               |              |            |  |               |            |  |   |  |   |  |
|  |          |               |              |            |  |               |            |  |   |  |   |  |
|  |          |               |              |            |  |               |            |  |   |  |   |  |
|  |          |               |              |            |  |               |            |  |   |  |   |  |
|  |          |               |              |            |  |               |            |  |   |  |   |  |
|  |          |               |              |            |  |               |            |  |   |  |   |  |
|  |          |               |              |            |  |               |            |  |   |  |   |  |
|  |          |               |              |            |  |               |            |  |   |  |   |  |
|  |          |               |              |            |  |               |            |  |   |  |   |  |
|  |          |               |              |            |  |               |            |  |   |  |   |  |
|  |          |               |              |            |  |               |            |  |   |  |   |  |
|  |          |               |              |            |  |               |            |  |   |  |   |  |
|  |          |               |              |            |  |               |            |  |   |  |   |  |
|  |          |               |              |            |  |               |            |  |   |  |   |  |
|  |          |               |              |            |  |               |            |  |   |  |   |  |



**PIFT  
Double Chevron Tables - 30"D**

- Tables are designed for maximum leg spacing for the length of the table
- Gangers ordered separately
- NNN and WMO selections available on all models
- 10C, 1PG, 1PU, 1VG, and 1VM selections available for table lengths of 36" thru 72"
- 20C, 2PG, 2PU, 2VG, and 2VM selections available for table lengths of 84" thru 120"
- Fixed base at 29" high

**A      B      C      D      E      F      G      H      I      J**

**HOW TO ORDER**

Indicate the following information on order form:

- Quantity of each item.
- Model number, including options. See "How To Build a Model Number".
- Any special service required.

Note: • The  indicates that a choice is required.

- The absence of the  indicates that no choice is required.
- Alpha-numeric characters in place of  indicate that no other alternatives are available.

**HOW TO BUILD A MODEL NUMBER**

- A** Select basic model.  
**74P** - 74P edge
- B** Select edge style.  
**74P** - 74P edge
- C** Select grommet or module type.  
**NNN** - No Grommets/No PowerUp/ No Wire Management  
**WMO** - Wire Management Only-No Cutouts; add \$149  
**10C** - One Cutout Only w/Wire Management; add \$149  
**1PG** - One Plastic Grommet w/Wire Management; add \$166  
**1PU** - One PowerUp w/Wire Management; add \$266  
**1VG** - One Villa Grommet w/Wire Management; add \$215  
**1VM** - One Villa Module with USB w/Wire Management; add \$470
- D** Select modesty panel.  
**NMP** - No fabric modesty panel

- E** Select edge color.  
**EBL** - Black
- F** Select surface finish.  
**LCX** - Cherry Storm  
**LGE** - Grey  
**LKM** - Kensington Maple  
**LMR** - Misted Zephyr  
**LSR** - Shadow Zephyr  
**LSV** - Silicon evol
- G** Select leg finish.  
**BL** - Black  
**LG** - Light Tone  
**WG** - Warm Grey
- H** Select grommet/module color.  
**PUBL** - Villa Module Black  
**PUWG** - Villa Module Warm Grey  
**PUBL** - PowerUp Black  
**PUWG** - PowerUp Warm Grey  
**GBL** - Black grommet  
**GWG** - Warm Grey grommet

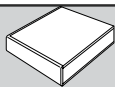
- I** Select Cord Length (feet).  
**15** - 15' cord length  
**9** - 9' cord length  
\*CORD LENGTH of 9' or 15' is option on 1PU and 1VM only.  
\*Includes vertical and horizontal wire management.
- J** Select base.  
**4EC** - 4 casters  
**4GB** - 4 black glides  
Casters=2 locking/2 non-locking, black wheel, silver hub





# 10 Days or Less Tables - Contract

Pirouette® Tables - Fixed-Double Chevron-29" High (Standard Height)



| Approx. Packaged Weight | 74P Edge (74P) |
|-------------------------|----------------|
| 92.0#                   | \$ 1159        |
| 110.0#                  | 1310           |

**INFORMATION**

**Order Quantity**

Maximum Pirouette® Order Quantity - 25 tables

**SPECIAL SERVICES**

**Special Carton Marking**

With specially marked information N/C

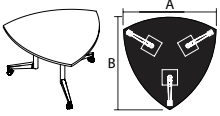
**Shipping**

Ships **knocked down, FOB Bonduel, WI 54107, freight prepaid.** Freight class 125.

Specifications and prices are subject to change without prior notice.

# 10 Days or Less Tables - Contract

Pirouette® Tables - Fixed-Guitar Pick-29" High (Standard Height)

| MODEL   | Features | A x B    | MODEL NUMBER |            |                     |               |            |  |   |  |
|---|----------|----------|--------------|------------|---------------------|---------------|------------|--|---|--|
|   |          |          | Basic Model  | Edge Style | Grommet/Module Type | Modesty Panel | Edge Color | Surface Finish   | Leg Finish  | Base   |
|  <p><b>Guitar Pick Tables - 60"</b><br/>                     • Fixed base at 29" high</p> | C Base   | 60 x 60" | PIFG60       | 74P        | NNN                 | NMP           | EBL        | <input type="checkbox"/> <input type="checkbox"/> <input type="checkbox"/> | <input type="checkbox"/> <input type="checkbox"/> | <input type="checkbox"/> <input type="checkbox"/> <input type="checkbox"/> |
|   |          |          |              |            |                     |               |            |  |   |  |
|   |          |          |              |            |                     |               |            |  |   |  |
|   |          |          |              |            |                     |               |            |  |   |  |

PIFT

**A B C D E F G H**

## HOW TO ORDER

Indicate the following information on order form:

- Quantity of each item.
- Model number, including options. See "How To Build a Model Number".
- Any special service required.

Note: • The  indicates that a choice is required.

- The absence of the  indicates that no choice is required.
- Alpha-numeric characters in place of  indicate that no other alternatives are available.

## HOW TO BUILD A MODEL NUMBER

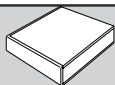
- A** Select basic model.  
\_\_\_\_\_
- B** Select edge style.  
74P - 74P edge
- C** Select grommet or module type.  
NNN - No Grommets/No PowerUp/No Wire Management
- D** Select modesty panel.  
NMP - No fabric modesty panel
- E** Select edge color.  
EBL - Black
- F** Select surface finish.  
LCX - Cherry Storm  
LGE - Grey  
LKM - Kensington Maple  
LMR - Misted Zephyr  
LSR - Shadow Zephyr  
LSV - Silicon evol

- G** Select leg finish.  
BL - Black  
LG - Light Tone  
WG - Warm Grey
- H** Select base.  
4EC - 4 casters  
4GB - 4 black glides  
Casters=2 locking/2 non-locking, black wheel, silver hub



# 10 Days or Less Tables - Contract

Pirouette® Tables - Fixed-Guitar Pick-29" High (Standard Height)



|                               |                   |
|-------------------------------|-------------------|
| Approx.<br>Packaged<br>Weight | 74P Edge<br>(74P) |
| 133.0#                        | \$ 1301           |

## INFORMATION

### Order Quantity

Maximum Pirouette® Order Quantity - 25 tables

## SPECIAL SERVICES

### Special Carton Marking

With specially marked information N/C

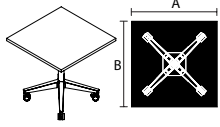
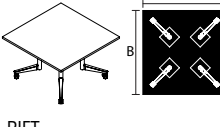
### Shipping

Ships **knocked down, FOB Bonduel, WI 54107, freight prepaid.** Freight class 125.

Specifications and prices are subject to change without prior notice.

# 10 Days or Less Tables - Contract

Pirouette® Tables - Fixed-Square-29" High (Standard Height)

| MODEL   | Features | A x B    | MODEL NUMBER |            |                     |               |            |   |   |   |          |
|---|----------|----------|--------------|------------|---------------------|---------------|------------|---|---|---|----------|
|   |          |          | Basic Model  | Edge Style | Grommet/Module Type | Modesty Panel | Edge Color | Surface Finish  | Leg Finish  | Base  |          |
|  <p><b>Square Tables - Fixed, 29" High</b><br/>• Fixed base at 29" high</p> | X Base   | 30 x 30" | PIFXSQ30     | 74P        | NNN                 | NMP           | EBL        | <input type="checkbox"/> <input type="checkbox"/> <input type="checkbox"/> <input type="checkbox"/> | <input type="checkbox"/> <input type="checkbox"/> | <input type="checkbox"/> <input type="checkbox"/> <input type="checkbox"/> <input type="checkbox"/> |          |
|   | X Base   | 36 x 36" | PIFXSQ36     | 74P        | NNN                 | NMP           | EBL        | <input type="checkbox"/> <input type="checkbox"/> <input type="checkbox"/> <input type="checkbox"/> | <input type="checkbox"/> <input type="checkbox"/> | <input type="checkbox"/> <input type="checkbox"/> <input type="checkbox"/> <input type="checkbox"/> |          |
|  <p><b>Square Tables - Fixed, 29" High</b><br/>• Fixed base at 29" high</p> | C Base   | 42 x 42" | PIFCSQ42     | 74P        | NNN                 | NMP           | EBL        | <input type="checkbox"/> <input type="checkbox"/> <input type="checkbox"/> <input type="checkbox"/> | <input type="checkbox"/> <input type="checkbox"/> | <input type="checkbox"/> <input type="checkbox"/> <input type="checkbox"/> <input type="checkbox"/> |          |
|   | C Base   | 48 x 48" | PIFCSQ48     | 74P        | NNN                 | NMP           | EBL        | <input type="checkbox"/> <input type="checkbox"/> <input type="checkbox"/> <input type="checkbox"/> | <input type="checkbox"/> <input type="checkbox"/> | <input type="checkbox"/> <input type="checkbox"/> <input type="checkbox"/> <input type="checkbox"/> |          |
|   | C Base   | 60 x 60" | PIFCSQ60     | 74P        | NNN                 | NMP           | EBL        | <input type="checkbox"/> <input type="checkbox"/> <input type="checkbox"/> <input type="checkbox"/> | <input type="checkbox"/> <input type="checkbox"/> | <input type="checkbox"/> <input type="checkbox"/> <input type="checkbox"/> <input type="checkbox"/> |          |
|   |          |          |              | <b>A</b>   | <b>B</b>            | <b>C</b>      | <b>D</b>   | <b>E</b>  | <b>F</b>  | <b>G</b>  | <b>H</b> |

## HOW TO ORDER

Indicate the following information on order form:

- Quantity of each item.
- Model number, including options. See "How To Build a Model Number".
- Any special service required.

Note: • The  indicates that a choice is required.

- The absence of the  indicates that no choice is required.
- Alpha-numeric characters in place of  indicate that no other alternatives are available.

## HOW TO BUILD A MODEL NUMBER

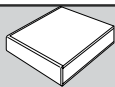
- A** Select basic model.  
\_\_\_\_\_
- B** Select edge style.  
74P - 74P edge
- C** Select grommet or module type.  
NNN - No Grommets/No PowerUp/No Wire Management
- D** Select modesty panel.  
NMP - No fabric modesty panel
- E** Select edge color.  
EBL - Black
- F** Select surface finish.  
LCX - Cherry Storm  
LGE - Grey  
LKM - Kensington Maple  
LMR - Misted Zephyr  
LSR - Shadow Zephyr  
LSV - Silicon evolv

- G** Select leg finish.  
BL - Black  
LG - Light Tone  
WG - Warm Grey
- H** Select base.  
4EC - 4 casters  
4GB - 4 black glides  
Casters=2 locking/2 non-locking, black wheel, silver hub



# 10 Days or Less Tables - Contract

Pirouette® Tables - Fixed-Square-29" High (Standard Height)



| Approx. Packaged Weight | 74P Edge (74P) |
|-------------------------|----------------|
| 61.0#                   | \$ 713         |
| 75.0#                   | 800            |

|        |         |
|--------|---------|
| 91.0#  | \$ 1167 |
| 110.0# | 1191    |
| 155.0# | 1310    |

### INFORMATION

**Order Quantity**

Maximum Pirouette® Order Quantity - 25 tables

### SPECIAL SERVICES

**Special Carton Marking**

With specially marked information N/C

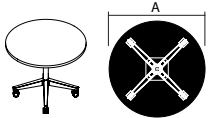
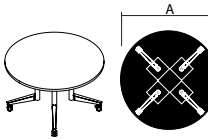
**Shipping**

Ships **knocked down, FOB Bonduel, WI 54107, freight prepaid.** Freight class 125.

Specifications and prices are subject to change without prior notice.

# 10 Days or Less Tables - Contract

Pirouette® Tables - Fixed-Round-29" High (Standard Height)

|  |   |                |             | MODEL NUMBER |                     |               |            |  |                          |  |  |
|--|---|----------------|-------------|--------------|---------------------|---------------|------------|--|--------------------------|--|--|
| MODEL  | Features  | A              | Basic Model | Edge Style   | Grommet/Module Type | Modesty Panel | Edge Color | Surface Finish   | Leg Finish               | Base   |  |
|  <p>PIFT</p> | <b>Round Tables - Fixed, 29" High</b><br>• Fixed base at 29" high | X Base 30" Dia | PIFXRD30    | 74P          | NNN                 | NMP           | EBL        | <input type="checkbox"/> <input type="checkbox"/> <input type="checkbox"/> | <input type="checkbox"/> | <input type="checkbox"/> <input type="checkbox"/> <input type="checkbox"/> |  |
|  |   | X Base 36" Dia | PIFXRD36    | 74P          | NNN                 | NMP           | EBL        | <input type="checkbox"/> <input type="checkbox"/> <input type="checkbox"/> | <input type="checkbox"/> | <input type="checkbox"/> <input type="checkbox"/> <input type="checkbox"/> |  |
|  |   | X Base 42" Dia | PIFXRD42    | 74P          | NNN                 | NMP           | EBL        | <input type="checkbox"/> <input type="checkbox"/> <input type="checkbox"/> | <input type="checkbox"/> | <input type="checkbox"/> <input type="checkbox"/> <input type="checkbox"/> |  |
|  <p>PIFT</p> | <b>Round Tables - Fixed, 29" High</b><br>• Fixed base at 29" high | C Base 48" Dia | PIFCRD48    | 74P          | NNN                 | NMP           | EBL        | <input type="checkbox"/> <input type="checkbox"/> <input type="checkbox"/> | <input type="checkbox"/> | <input type="checkbox"/> <input type="checkbox"/> <input type="checkbox"/> |  |
|  |   | C Base 60" Dia | PIFCRD60    | 74P          | NNN                 | NMP           | EBL        | <input type="checkbox"/> <input type="checkbox"/> <input type="checkbox"/> | <input type="checkbox"/> | <input type="checkbox"/> <input type="checkbox"/> <input type="checkbox"/> |  |
|  |   |                | <b>A</b>    | <b>B</b>     | <b>C</b>            | <b>D</b>      | <b>E</b>   | <b>F</b>   | <b>G</b>                 | <b>H</b>   |  |

## HOW TO ORDER

Indicate the following information on order form:

- Quantity of each item.
- Model number, including options. See "How To Build a Model Number".
- Any special service required.

Note: • The  indicates that a choice is required.

- The absence of the  indicates that no choice is required.
- Alpha-numeric characters in place of  indicate that no other alternatives are available.

## HOW TO BUILD A MODEL NUMBER

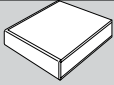
- A** Select basic model.  
\_\_\_\_\_
- B** Select edge style.  
74P - 74P edge
- C** Select grommet or module type.  
NNN - No Grommets/No PowerUp/No Wire Management
- D** Select modesty panel.  
NMP - No fabric modesty panel
- E** Select edge color.  
EBL - Black
- F** Select surface finish.  
LCX - Cherry Storm  
LGE - Grey  
LKM - Kensington Maple  
LMR - Misted Zephyr  
LSR - Shadow Zephyr  
LSV - Silicon evol

- G** Select leg finish.  
BL - Black  
LG - Light Tone  
WG - Warm Grey
- H** Select base.  
4EC - 4 casters  
4GB - 4 black glides  
Casters=2 locking/2 non-locking, black wheel, silver hub



# 10 Days or Less Tables - Contract

Pirouette® Tables - Fixed-Round-29" High (Standard Height)



| Approx.<br>Packaged<br>Weight | 74P Edge<br>(74P) |
|-------------------------------|-------------------|
| 55.0#                         | \$ 760            |
| 65.0#                         | 843               |
| 78.0#                         | 966               |

|        |         |
|--------|---------|
| 93.0#  | \$ 1227 |
| 128.0# | 1345    |

## INFORMATION

### Order Quantity

Maximum Pirouette® Order Quantity - 25 tables

## SPECIAL SERVICES

### Special Carton Marking

With specially marked information N/C

### Shipping

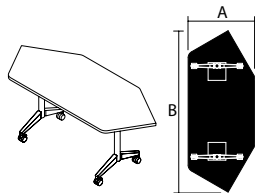
Ships **knocked down, FOB Bonduel, WI 54107, freight prepaid.** Freight class 125.

Specifications and prices are subject to change without prior notice.

# 10 Days or Less Tables - Contract

Pirouette® Tables - Fixed-Scale Up-29" High (Standard Height)

| Features | A x B    | MODEL NUMBER |            |  |               |            |  |   |   |   |  |
|----------|----------|--------------|------------|--|---------------|------------|--|---|---|---|--|
|          |          | Basic Model  | Edge Style | Grommet/Module Type  | Modesty Panel | Edge Color | Surface Finish   | Leg Finish  | Grommet/Module Color  | Cord (feet)                                       | Base   |
| T Base   | 30 x 72" | PIFS3072     | 74P        | <input type="checkbox"/> <input type="checkbox"/> <input type="checkbox"/> | NMP           | EBL        | <input type="checkbox"/> <input type="checkbox"/> <input type="checkbox"/> | <input type="checkbox"/> <input type="checkbox"/> | <input type="checkbox"/> <input type="checkbox"/> <input type="checkbox"/> <input type="checkbox"/> | <input type="checkbox"/> <input type="checkbox"/> | <input type="checkbox"/> <input type="checkbox"/> <input type="checkbox"/> |
|          |          |              |            |  |               |            |  |   |   |   |  |
|          |          |              |            |  |               |            |  |   |   |   |  |
|          |          |              |            |  |               |            |  |   |   |   |  |
|          |          |              |            |  |               |            |  |   |   |   |  |
|          |          |              |            |  |               |            |  |   |   |   |  |
|          |          |              |            |  |               |            |  |   |   |   |  |
|          |          |              |            |  |               |            |  |   |   |   |  |
|          |          |              |            |  |               |            |  |   |   |   |  |
|          |          |              |            |  |               |            |  |   |   |   |  |
|          |          |              |            |  |               |            |  |   |   |   |  |
|          |          |              |            |  |               |            |  |   |   |   |  |
|          |          |              |            |  |               |            |  |   |   |   |  |
|          |          |              |            |  |               |            |  |   |   |   |  |
|          |          |              |            |  |               |            |  |   |   |   |  |
|          |          |              |            |  |               |            |  |   |   |   |  |



PIFT

## Scale Up Tables - 30"D

- 3 tables form an 84" dia pod design to seat up to 9 people
- Gangers ordered separately
- Fixed base at 29" high

A

B

C

D

E

F

G

H

I

J

## HOW TO ORDER

Indicate the following information on order form:

1. Quantity of each item.
2. Model number, including options. See "How To Build a Model Number".
3. Any special service required.

Note: • The  indicates that a choice is required.

- The absence of the  indicates that no choice is required.
- Alpha-numeric characters in place of  indicate that no other alternatives are available.

## HOW TO BUILD A MODEL NUMBER

**A** Select basic model.

**B** Select edge style.  
74P - 74P edge

**C** Select grommet or module type.

**NNN** - No Grommets, PowerUp or Wire Management/No Cutouts

**1OC** - One Cutout Only-w/Wire Management; add \$149

**1PG** - One Plastic Grommet w/Wire Management; add \$166

**1PU** - One PowerUp w/Wire Management; add \$266

**1VG** - One Villa Grommet w/Wire Management; add \$215

**1VM** - One Villa Module w/USB and Wire Management; add \$470

**WMO** - Wire Management Only-No Cutouts; add \$149

**D** Select modesty panel.

**NMP** - No fabric modesty panel

**E** Select edge color.

**EBL** - Black

**F** Select surface finish.

**LCX** - Cherry Storm

**LGE** - Grey

**LKM** - Kensington Maple

**LMR** - Misted Zephyr

**LSR** - Shadow Zephyr

**LSV** - Silicon evolv

**G** Select leg finish.

**BL** - Black

**LG** - Light Tone

**WG** - Warm Grey

**H** Select grommet/module color.

**GBL** - Black grommet

**GWG** - Warm Grey grommet

**PUBL** - PowerUp Black

**PUWG** - PowerUp Warm Grey

**PUBL** - Villa Module Black

**PUWG** - Villa Module Warm Grey

**I** Select Cord Length (feet).

**15** - 15' cord length

**9** - 9' cord length

\*CORD LENGTH of 9' or 15' is option on 1PU and 1VM only.

\*Includes vertical and horizontal wire management.

**J** Select base finish.

**4EC** - 4 casters

**4GB** - 4 black glides

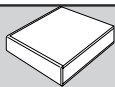
Casters=2 locking/2 non-locking, black wheel, silver hub





# 10 Days or Less Tables - Contract

Pirouette® Tables - Fixed-Scale Up-29" High (Standard Height)



|                               |                   |
|-------------------------------|-------------------|
| Approx.<br>Packaged<br>Weight | 74P Edge<br>(74P) |
| 64.0#                         | \$ 1023           |

### INFORMATION

#### Order Quantity

Maximum Pirouette® Order Quantity - 25 tables

### SPECIAL SERVICES

#### Special Carton Marking

With specially marked information N/C

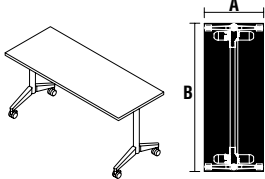
#### Shipping

Ships **knocked down, FOB Bonduel, WI 54107, freight prepaid.** Freight class 125.

Specifications and prices are subject to change without prior notice.

# 10 Days or Less Tables - Contract

Pirouette® Tables - Nesting-Rectangular-29" High (Training)

|  |        | MODEL NUMBER |            |                     |  |  |                |  |   |   |  |  |
|--|--------|--------------|------------|---------------------|--|--|----------------|--|---|---|--|--|
| Features   | A x B  | Basic Model  | Edge Style | Grommet/Module Type | Modesty Panel  | Edge Color   | Surface Finish | Leg Finish   | Grommet/Module Color  | Cord (feet)                                       | Base   |  |
|  <p>PINT<br/>Rectangular Tables - 18"D</p> <ul style="list-style-type: none"> <li>• Tables are designed for maximum leg spacing for length of table</li> <li>• Gangers ordered separately</li> <li>• Nesting base at 29" high</li> </ul> | T Base | 18 x 48"     | PINR1848T  | 74P                 | <input type="checkbox"/> <input type="checkbox"/> <input type="checkbox"/> | <input type="checkbox"/> <input type="checkbox"/> <input type="checkbox"/> | EBL            | <input type="checkbox"/> <input type="checkbox"/> <input type="checkbox"/> | <input type="checkbox"/> <input type="checkbox"/> <input type="checkbox"/> <input type="checkbox"/> | <input type="checkbox"/> <input type="checkbox"/> | <input type="checkbox"/> <input type="checkbox"/> <input type="checkbox"/> |  |
|  | T Base | 18 x 60"     | PINR1860T  | 74P                 | <input type="checkbox"/> <input type="checkbox"/> <input type="checkbox"/> | <input type="checkbox"/> <input type="checkbox"/> <input type="checkbox"/> | EBL            | <input type="checkbox"/> <input type="checkbox"/> <input type="checkbox"/> | <input type="checkbox"/> <input type="checkbox"/> <input type="checkbox"/> <input type="checkbox"/> | <input type="checkbox"/> <input type="checkbox"/> | <input type="checkbox"/> <input type="checkbox"/> <input type="checkbox"/> |  |
|  | T Base | 18 x 72"     | PINR1872T  | 74P                 | <input type="checkbox"/> <input type="checkbox"/> <input type="checkbox"/> | <input type="checkbox"/> <input type="checkbox"/> <input type="checkbox"/> | EBL            | <input type="checkbox"/> <input type="checkbox"/> <input type="checkbox"/> | <input type="checkbox"/> <input type="checkbox"/> <input type="checkbox"/> <input type="checkbox"/> | <input type="checkbox"/> <input type="checkbox"/> | <input type="checkbox"/> <input type="checkbox"/> <input type="checkbox"/> |  |
| <p>PINT<br/>Rectangular Tables - 24"D</p>  | T Base | 24 x 48"     | PINR2448T  | 74P                 | <input type="checkbox"/> <input type="checkbox"/> <input type="checkbox"/> | <input type="checkbox"/> <input type="checkbox"/> <input type="checkbox"/> | EBL            | <input type="checkbox"/> <input type="checkbox"/> <input type="checkbox"/> | <input type="checkbox"/> <input type="checkbox"/> <input type="checkbox"/> <input type="checkbox"/> | <input type="checkbox"/> <input type="checkbox"/> | <input type="checkbox"/> <input type="checkbox"/> <input type="checkbox"/> |  |
|  | T Base | 24 x 60"     | PINR2460T  | 74P                 | <input type="checkbox"/> <input type="checkbox"/> <input type="checkbox"/> | <input type="checkbox"/> <input type="checkbox"/> <input type="checkbox"/> | EBL            | <input type="checkbox"/> <input type="checkbox"/> <input type="checkbox"/> | <input type="checkbox"/> <input type="checkbox"/> <input type="checkbox"/> <input type="checkbox"/> | <input type="checkbox"/> <input type="checkbox"/> | <input type="checkbox"/> <input type="checkbox"/> <input type="checkbox"/> |  |
|  | T Base | 24 x 72"     | PINR2472T  | 74P                 | <input type="checkbox"/> <input type="checkbox"/> <input type="checkbox"/> | <input type="checkbox"/> <input type="checkbox"/> <input type="checkbox"/> | EBL            | <input type="checkbox"/> <input type="checkbox"/> <input type="checkbox"/> | <input type="checkbox"/> <input type="checkbox"/> <input type="checkbox"/> <input type="checkbox"/> | <input type="checkbox"/> <input type="checkbox"/> | <input type="checkbox"/> <input type="checkbox"/> <input type="checkbox"/> |  |
| <p>PINT<br/>Rectangular Tables - 30"D</p>  | T Base | 30 x 48"     | PINR3048T  | 74P                 | <input type="checkbox"/> <input type="checkbox"/> <input type="checkbox"/> | <input type="checkbox"/> <input type="checkbox"/> <input type="checkbox"/> | EBL            | <input type="checkbox"/> <input type="checkbox"/> <input type="checkbox"/> | <input type="checkbox"/> <input type="checkbox"/> <input type="checkbox"/> <input type="checkbox"/> | <input type="checkbox"/> <input type="checkbox"/> | <input type="checkbox"/> <input type="checkbox"/> <input type="checkbox"/> |  |
|  | T Base | 30 x 60"     | PINR3060T  | 74P                 | <input type="checkbox"/> <input type="checkbox"/> <input type="checkbox"/> | <input type="checkbox"/> <input type="checkbox"/> <input type="checkbox"/> | EBL            | <input type="checkbox"/> <input type="checkbox"/> <input type="checkbox"/> | <input type="checkbox"/> <input type="checkbox"/> <input type="checkbox"/> <input type="checkbox"/> | <input type="checkbox"/> <input type="checkbox"/> | <input type="checkbox"/> <input type="checkbox"/> <input type="checkbox"/> |  |
|  | T Base | 30 x 72"     | PINR3072T  | 74P                 | <input type="checkbox"/> <input type="checkbox"/> <input type="checkbox"/> | <input type="checkbox"/> <input type="checkbox"/> <input type="checkbox"/> | EBL            | <input type="checkbox"/> <input type="checkbox"/> <input type="checkbox"/> | <input type="checkbox"/> <input type="checkbox"/> <input type="checkbox"/> <input type="checkbox"/> | <input type="checkbox"/> <input type="checkbox"/> | <input type="checkbox"/> <input type="checkbox"/> <input type="checkbox"/> |  |

**A**   **B**   **C**   **D**   **E**   **F**   **G**   **H**   **I**   **J**

## HOW TO ORDER

Indicate the following information on order form:

1. Quantity of each item.
2. Model number, including options. See "How To Build a Model Number".
3. Any special service required.

Note: • The  indicates that a choice is required.

- The absence of the  indicates that no choice is required.
- Alpha-numeric characters in place of  indicate that no other alternatives are available.

## HOW TO BUILD A MODEL NUMBER

- A** Select basic model.
- B** Select edge style.  
74P - 74P edge
- C** Select grommet or module type.  
 NNN - No Grommets, PowerUp or Wire Management/No Cutouts  
 1OC - One Cutout Only-w/Wire Management; add \$149  
 1PG - One Plastic Grommet w/Wire Management; add \$166  
 1PU - One PowerUp w/Wire Management; add \$266  
 1VG - One Villa Grommet w/Wire Management; add \$215  
 1VM - One Villa Module w/USB and Wire Management; add \$470  
 WMO - Wire Management Only-No Cutouts; add \$149  
 1VM - One Villa Module w/USB and Wire Management; add \$470

- D** Select modesty panel.  
 FMP - Fabric modesty panel; add \$300  
 NMP - No fabric modesty panel  
 On 30" tables, modesty panels only available if no power (NNN) is selected.
- E** Select edge color.  
EBL - Black
- F** Select surface finish.  
 LCX - Cherry Storm  
 LGE - Grey  
 LKM - Kensington Maple  
 LMR - Misted Zephyr  
 LSR - Shadow Zephyr  
 LSV - Silicon evolv
- G** Select leg finish.  
 BL - Black  
 LG - Light Tone  
 WG - Warm Grey
- H** Select grommet/module color.  
GBL - Black grommet

- GWG - Warm Grey grommet
- PUBL - PowerUp Black
- PUWG - PowerUp Warm Grey
- PUBL - Villa Module Black
- PUWG - Villa Module Warm Grey

- I** Select Cord Length (feet).  
 15 - 15' cord length  
 9 - 9' cord length  
 \*CORD LENGTH of 9' or 15' is option on 1PU and 1VM only.

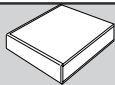
\*Includes vertical and horizontal wire management.

- J** Select base.  
 4EC - 4 casters  
 4GB - 4 black glides  
 Casters=2 locking/2 non-locking, black wheel, silver hub



# 10 Days or Less Tables - Contract

Pirouette® Tables - Nesting-Rectangular-29" High (Training)



| Approx. Packaged Weight | 74P Edge (74P) |
|-------------------------|----------------|
| 75.0#                   | \$ 927         |
| 86.0#                   | 997            |
| 96.0#                   | 1037           |

|        |         |
|--------|---------|
| 87.0#  | \$ 1085 |
| 100.0# | 1181    |
| 113.0# | 1253    |
| 97.0#  | \$ 1124 |
| 112.0# | 1208    |
| 127.0# | 1254    |

## INFORMATION

### Order Quantity

Maximum Pirouette® Order Quantity - 25 tables

## SPECIAL SERVICES

### Special Carton Marking

With specially marked information N/C

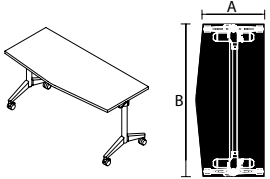
### Shipping

Ships **knocked down, FOB Bonduel, WI 54107, freight prepaid.** Freight class 125.

Specifications and prices are subject to change without prior notice.

# 10 Days or Less Tables - Contract

Pirouette® Tables - Nesting-Chevron-29" High (Standard Height)

|   |        | MODEL NUMBER |            |                     |  |  |   |  |  |   |   |  |  |
|---|--------|--------------|------------|---------------------|--|--|---|--|--|---|---|--|--|
| Features  | A x B  | Basic Model  | Edge Style | Grommet/Module Type | Modesty Panel  | Edge Color   | Surface Finish                                    | Leg Finish   | Grommet/Module Color   | Cord (feet)   | Base  |  |  |
|   | T Base | 18 x 60"     | PINCV1860  | 74P                 | <input type="checkbox"/> <input type="checkbox"/> <input type="checkbox"/> | <input type="checkbox"/> <input type="checkbox"/>                          | EBL   | <input type="checkbox"/> <input type="checkbox"/> <input type="checkbox"/> | <input type="checkbox"/> <input type="checkbox"/>                          | <input type="checkbox"/> <input type="checkbox"/> <input type="checkbox"/> <input type="checkbox"/> | <input type="checkbox"/> <input type="checkbox"/>   | <input type="checkbox"/> <input type="checkbox"/> <input type="checkbox"/> |  |
|   | T Base | 18 x 72"     | PINCV1872  | 74P                 | <input type="checkbox"/> <input type="checkbox"/> <input type="checkbox"/> | <input type="checkbox"/> <input type="checkbox"/>                          | EBL   | <input type="checkbox"/> <input type="checkbox"/> <input type="checkbox"/> | <input type="checkbox"/> <input type="checkbox"/>                          | <input type="checkbox"/> <input type="checkbox"/> <input type="checkbox"/> <input type="checkbox"/> | <input type="checkbox"/> <input type="checkbox"/>   | <input type="checkbox"/> <input type="checkbox"/> <input type="checkbox"/> |  |
| <p>PINT</p> <p><b>Chevron Tables - 18"D</b></p> <ul style="list-style-type: none"> <li>• Tables are designed for maximum leg spacing for the length of the table</li> <li>• Gangers ordered separately</li> <li>• Nesting base at 29" high</li> </ul> |        | T Base       | 24 x 60"   | PINCV2460           | 74P  | <input type="checkbox"/> <input type="checkbox"/> <input type="checkbox"/> | <input type="checkbox"/> <input type="checkbox"/> | EBL  | <input type="checkbox"/> <input type="checkbox"/> <input type="checkbox"/> | <input type="checkbox"/> <input type="checkbox"/>   | <input type="checkbox"/> <input type="checkbox"/> <input type="checkbox"/> <input type="checkbox"/> | <input type="checkbox"/> <input type="checkbox"/>                          | <input type="checkbox"/> <input type="checkbox"/> <input type="checkbox"/> |
| <p>PINT</p> <p><b>Chevron Tables - 24"D</b></p> <ul style="list-style-type: none"> <li>• Nesting base at 29" high</li> </ul>  |        | T Base       | 24 x 72"   | PINCV2472           | 74P  | <input type="checkbox"/> <input type="checkbox"/> <input type="checkbox"/> | <input type="checkbox"/> <input type="checkbox"/> | EBL  | <input type="checkbox"/> <input type="checkbox"/> <input type="checkbox"/> | <input type="checkbox"/> <input type="checkbox"/>   | <input type="checkbox"/> <input type="checkbox"/> <input type="checkbox"/> <input type="checkbox"/> | <input type="checkbox"/> <input type="checkbox"/>                          | <input type="checkbox"/> <input type="checkbox"/> <input type="checkbox"/> |
| <p>PINT</p> <p><b>Chevron Tables - 30"D</b></p> <ul style="list-style-type: none"> <li>• Nesting base at 29" high</li> </ul>  |        | T Base       | 30 x 60"   | PINCV3060           | 74P  | <input type="checkbox"/> <input type="checkbox"/> <input type="checkbox"/> | <input type="checkbox"/> <input type="checkbox"/> | EBL  | <input type="checkbox"/> <input type="checkbox"/> <input type="checkbox"/> | <input type="checkbox"/> <input type="checkbox"/>   | <input type="checkbox"/> <input type="checkbox"/> <input type="checkbox"/> <input type="checkbox"/> | <input type="checkbox"/> <input type="checkbox"/>                          | <input type="checkbox"/> <input type="checkbox"/> <input type="checkbox"/> |
|   |        | T Base       | 30 x 72"   | PINCV3072           | 74P  | <input type="checkbox"/> <input type="checkbox"/> <input type="checkbox"/> | <input type="checkbox"/> <input type="checkbox"/> | EBL  | <input type="checkbox"/> <input type="checkbox"/> <input type="checkbox"/> | <input type="checkbox"/> <input type="checkbox"/>   | <input type="checkbox"/> <input type="checkbox"/> <input type="checkbox"/> <input type="checkbox"/> | <input type="checkbox"/> <input type="checkbox"/>                          | <input type="checkbox"/> <input type="checkbox"/> <input type="checkbox"/> |
|   |        |              |            | <b>A</b>            | <b>B</b>   | <b>C</b>   | <b>D</b>  | <b>E</b>   | <b>F</b>   | <b>G</b>  | <b>H</b>  | <b>I</b>   | <b>J</b>   |

## HOW TO ORDER

Indicate the following information on order form:

- Quantity of each item.
- Model number, including options. See "How To Build a Model Number".
- Any special service required.

Note: • The  indicates that a choice is required.

- The absence of the  indicates that no choice is required.
- Alpha-numeric characters in place of  indicate that no other alternatives are available.

## HOW TO BUILD A MODEL NUMBER

- A** Select basic model.
- B** Select edge style.  
74P - 74P edge
- C** Select grommet or module type.  
 NNN - No Grommets/No PowerUp/No Wire Management  
 WMO - Wire Management Only-No Cutouts; add \$149  
 10C - One Cutout Only w/Wire Management; add \$149  
 1PG - One Plastic Grommet w/Wire Management; add \$166  
 1PU - One PowerUp w/Wire Management; add \$266  
 1VG - One Villa Grommet w/Wire Management; add \$215  
 1VM - One Villa Module with USB w/Wire Management; add \$470
- D** Select modesty panel.  
FMP - Fabric modesty panel; add

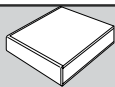
- \$300  
NMP - No fabric modesty panel
- E** Select edge color.  
EBL - Black
- F** Select surface finish.  
 LCX - Cherry Storm  
 LGE - Grey  
 LKM - Kensington Maple  
 LMR - Misted Zephyr  
 LSR - Shadow Zephyr  
 LSV - Silicon evol
- G** Select leg finish.  
 BL - Black  
 LG - Light Tone  
 WG - Warm Grey
- H** Select grommet/module color.  
 GBL - Black grommet  
 GWG - Warm Grey grommet  
 PUBL - PowerUp Black  
 PUWG - PowerUp Warm Grey  
 PUBL - Villa Module Black

- PUWG - Villa Module Warm Grey
- I** Select Cord Length (feet).  
 15 - 15' cord length  
 9 - 9' cord length  
 \*CORD LENGTH of 9' or 15' is option on 1PU and 1VM only.  
 \*Includes vertical and horizontal wire management.
- J** Select base.  
 4EC - 4 casters  
 4GB - 4 black glides  
 Casters=2 locking/2 non-locking, black wheel, silver hub



# 10 Days or Less Tables - Contract

Pirouette® Tables - Nesting-Chevron-29" High (Standard Height)



| Approx. Packaged Weight | 74P Edge (74P) |
|-------------------------|----------------|
| 89.0#                   | \$ 1077        |
| 100.0#                  | 1172           |

|        |         |
|--------|---------|
| 103.0# | \$ 1159 |
| 117.0# | 1229    |

|        |         |
|--------|---------|
| 115.0# | \$ 1284 |
| 131.0# | 1389    |

### INFORMATION

**Order Quantity**

Maximum Pirouette® Order Quantity - 25 tables

### SPECIAL SERVICES

**Special Carton Marking**

With specially marked information N/C

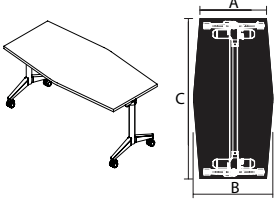
**Shipping**

Ships **knocked down, FOB Bonduel, WI 54107, freight prepaid.** Freight class 125.

Specifications and prices are subject to change without prior notice.

# 10 Days or Less Tables - Contract

Pirouette® Tables - Nesting-Double Chevron-29" High (Standard Height)

|  | Features | A x B x C     | MODEL NUMBER |            |                     |               |            |  |                          |  | Approx. Packaged Weight |
|--|----------|---------------|--------------|------------|---------------------|---------------|------------|--|--------------------------|--|-------------------------|
|  |          |               | Basic Model  | Edge Style | Grommet/Module Type | Modesty Panel | Edge Color | Surface Finish   | Leg Finish               | Base   |                         |
|    | T Base   | 24 x 30 x 60" | PINDC2460    | 74P        | NNN                 | NMP           | EBL        | <input type="checkbox"/> <input type="checkbox"/> <input type="checkbox"/> | <input type="checkbox"/> | <input type="checkbox"/> <input type="checkbox"/> <input type="checkbox"/> | 106.0#                  |
|  | T Base   | 24 x 30 x 72" | PINDC2472    | 74P        | NNN                 | NMP           | EBL        | <input type="checkbox"/> <input type="checkbox"/> <input type="checkbox"/> | <input type="checkbox"/> | <input type="checkbox"/> <input type="checkbox"/> <input type="checkbox"/> | 121.0#                  |
| <p>PINT</p> <p><b>Double Chevron Tables - 24"D</b></p> <ul style="list-style-type: none"> <li>• Tables are designed for maximum leg spacing for the length of the table</li> <li>• Gangers ordered separately</li> <li>• Nesting base at 29" high</li> </ul> |          |               |              |            |                     |               |            |  |                          |  |                         |
| <p>PINT</p> <p><b>Double Chevron Tables - 30"D</b></p> <ul style="list-style-type: none"> <li>• Nesting base at 29" high</li> </ul>  |          |               |              |            |                     |               |            |  |                          |  |                         |
|  | T Base   | 30 x 36 x 60" | PINDC3060    | 74P        | NNN                 | NMP           | EBL        | <input type="checkbox"/> <input type="checkbox"/> <input type="checkbox"/> | <input type="checkbox"/> | <input type="checkbox"/> <input type="checkbox"/> <input type="checkbox"/> | 118.0#                  |
|  | T Base   | 30 x 36 x 72" | PINDC3072    | 74P        | NNN                 | NMP           | EBL        | <input type="checkbox"/> <input type="checkbox"/> <input type="checkbox"/> | <input type="checkbox"/> | <input type="checkbox"/> <input type="checkbox"/> <input type="checkbox"/> | 135.0#                  |
|  |          |               |              | <b>A</b>   | <b>B</b>            | <b>C</b>      | <b>D</b>   | <b>E</b>   | <b>F</b>                 | <b>G</b>   | <b>H</b>                |

## HOW TO ORDER

Indicate the following information on order form:

1. Quantity of each item.
2. Model number, including options. See "How To Build a Model Number".
3. Any special service required.

Note: • The  indicates that a choice is required.

- The absence of the  indicates that no choice is required.
- Alpha-numeric characters in place of  indicate that no other alternatives are available.

## HOW TO BUILD A MODEL NUMBER

- A** Select basic model.  
\_\_\_\_\_
- B** Select edge style.  
74P - 74P edge
- C** Select grommet or module type.  
NNN - No Grommets/No PowerUp/No Wire Management
- D** Select modesty panel.  
NMP - No fabric modesty panel
- E** Select edge color.  
EBL - Black
- F** Select surface finish.  
LCX - Cherry Storm  
LGE - Grey  
LKM - Kensington Maple  
LMR - Misted Zephyr  
LSR - Shadow Zephyr  
LSV - Silicon evol

## **G** Select leg finish.

- BL - Black
- LG - Light Tone
- WG - Warm Grey

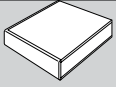
## **H** Select base.

- 4EC - 4 casters
  - 4GB - 4 black glides
- Casters=2 locking/2 non-locking, black wheel, silver hub



# 10 Days or Less Tables - Contract

Pirouette® Tables - Nesting-Double Chevron-29" High (Standard Height)



74P Edge  
(74P)

\$ 1300  
1406

\$ 1466  
1605

### INFORMATION

**Order Quantity**

Maximum Pirouette® Order Quantity - 25 tables

### SPECIAL SERVICES

**Special Carton Marking**

With specially marked information N/C

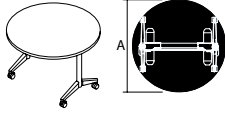
**Shipping**

Ships **knocked down, FOB Bonduel, WI 54107, freight prepaid.** Freight class 125.

Specifications and prices are subject to change without prior notice.

# 10 Days or Less Tables - Contract

Pirouette® Tables - Nesting-Round-29" High (Standard Height)

| MODEL   | A       | MODEL NUMBER |            |                     |               |            |  |                          |   |
|---|---------|--------------|------------|---------------------|---------------|------------|--|--------------------------|---|
|   |         | Basic Model  | Edge Style | Grommet/Module Type | Modesty Panel | Edge Color | Surface Finish   | Leg Finish               | Base  |
|  <p><b>Round Tables - 42"D</b><br/>• Nesting base at 29" high</p> | 42" Dia | PINRD42      | 74P        | NNN                 | NMP           | EBL        | <input type="checkbox"/> <input type="checkbox"/> <input type="checkbox"/> | <input type="checkbox"/> | <input type="checkbox"/> <input type="checkbox"/> |
| PINT  |         |              |            |                     |               |            |  |                          |   |
| <b>Round Tables - 48"D</b>  | 48" Dia | PINRD48      | 74P        | NNN                 | NMP           | EBL        | <input type="checkbox"/> <input type="checkbox"/> <input type="checkbox"/> | <input type="checkbox"/> | <input type="checkbox"/> <input type="checkbox"/> |
| PINT  |         |              |            |                     |               |            |  |                          |   |
|   |         | <b>A</b>     | <b>B</b>   | <b>C</b>            | <b>D</b>      | <b>E</b>   | <b>F</b>   | <b>G</b>                 | <b>H</b>  |

## HOW TO ORDER

Indicate the following information on order form:

- Quantity of each item.
- Model number, including options. See "How To Build a Model Number".
- Any special service required.

Note: • The  indicates that a choice is required.

- The absence of the  indicates that no choice is required.
- Alpha-numeric characters in place of  indicate that no other alternatives are available.

## HOW TO BUILD A MODEL NUMBER

- A** Select basic model.  
\_\_\_\_\_
- B** Select edge style.  
74P - 74P edge
- C** Select grommet or module type.  
NNN - No Grommets, PowerUp or Wire Management/No Cutouts
- D** Select modesty panel.  
NMP - No fabric modesty panel
- E** Select edge color.  
EBL - Black
- F** Select surface finish.  
LCX - Cherry Storm  
LGE - Grey  
LKM - Kensington Maple  
LMR - Misted Zephyr  
LSR - Shadow Zephyr  
LSV - Silicon evol

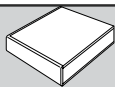
- G** Select leg finish.  
BL - Black  
LG - Light Tone  
WG - Warm Grey
- H** Select base.  
4EC - 4 casters  
4GB - 4 black glides  
Casters=2 locking/2 non-locking, black wheel, silver hub





# 10 Days or Less Tables - Contract

Pirouette® Tables - Nesting-Round-29" High (Standard Height)



|                               |                   |
|-------------------------------|-------------------|
| Approx.<br>Packaged<br>Weight | 74P Edge<br>(74P) |
| 97.0#                         | \$ 1176           |

|        |         |
|--------|---------|
| 112.0# | \$ 1242 |
|--------|---------|

## INFORMATION

### Order Quantity

Maximum Pirouette® Order Quantity - 25 tables

## SPECIAL SERVICES

### Special Carton Marking

With specially marked information N/C

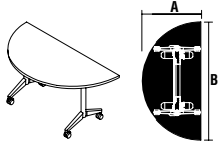
### Shipping

Ships **knocked down, FOB Bonduel, WI 54107, freight prepaid.** Freight class 125.

Specifications and prices are subject to change without prior notice.

# 10 Days or Less Tables - Contract

Pirouette® Tables - Nesting-Half Round-29" High (Standard Height)

|  | MODEL   | Features | A x B    | MODEL NUMBER |            |                     |               |            |  |                          |  |
|--|---|----------|----------|--------------|------------|---------------------|---------------|------------|--|--------------------------|--|
|  |   |          |          | Basic Model  | Edge Style | Grommet/Module Type | Modesty Panel | Edge Color | Surface Finish   | Leg Finish               | Base   |
|  <p>PINT</p> | <b>Half Round Tables - 24"D</b><br>• Gangers ordered separately<br>• Nesting base at 29" high | T Base   | 24 x 48" | PINH48       | 74P        | NNN                 | NMP           | EBL        | <input type="checkbox"/> <input type="checkbox"/> <input type="checkbox"/> | <input type="checkbox"/> | <input type="checkbox"/> <input type="checkbox"/> <input type="checkbox"/> |
|  |   |          |          |              |            |                     |               |            |  |                          |  |
|  |   |          |          |              |            |                     |               |            |  |                          |  |
| PINT   | <b>Half Round Tables - 30"D</b>   | T Base   | 30 x 60" | PINH60       | 74P        | NNN                 | NMP           | EBL        | <input type="checkbox"/> <input type="checkbox"/> <input type="checkbox"/> | <input type="checkbox"/> | <input type="checkbox"/> <input type="checkbox"/> <input type="checkbox"/> |

**A B C D E F G H**

## HOW TO ORDER

Indicate the following information on order form:

- Quantity of each item.
- Model number, including options. See "How To Build a Model Number".
- Any special service required.

Note: • The  indicates that a choice is required.

- The absence of the  indicates that no choice is required.
- Alpha-numeric characters in place of  indicate that no other alternatives are available.

## HOW TO BUILD A MODEL NUMBER

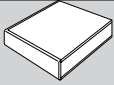
- A** Select basic model.  
\_\_\_\_\_
- B** Select edge style.  
**74P** - 74P edge
- C** Select grommet or module type.  
**NNN** - No Grommets, PowerUp or Wire Management/No Cutouts
- D** Select modesty panel.  
**NMP** - No fabric modesty panel
- E** Select edge color.  
**EBL** - Black
- F** Select surface finish.  
**LCX** - Cherry Storm  
**LGE** - Grey  
**LKM** - Kensington Maple  
**LMR** - Misted Zephyr  
**LSR** - Shadow Zephyr  
**LSV** - Silicon evolv

- G** Select leg finish.  
**BL** - Black  
**LG** - Light Tone  
**WG** - Warm Grey
- H** Select base.  
**4EC** - 4 casters  
**4GB** - 4 black glides  
Casters=2 locking/2 non-locking, black wheel, silver hub



# 10 Days or Less Tables - Contract

Pirouette® Tables - Nesting-Half Round-29" High (Standard Height)



| Approx. Packaged Weight | 74P Edge (74P) |
|-------------------------|----------------|
| 71.0#                   | \$ 1009        |

|       |         |
|-------|---------|
| 90.0# | \$ 1152 |
|-------|---------|

## INFORMATION

### Order Quantity

Maximum Pirouette® Order Quantity - 25 tables

## SPECIAL SERVICES

### Special Carton Marking

With specially marked information N/C

### Shipping

Ships **knocked down, FOB Bonduel, WI 54107, freight prepaid.** Freight class 125.

Specifications and prices are subject to change without prior notice.

# 10 Days or Less - Files and Storage

700 Series® Lateral Files and Storage - General Information

## GENERAL INFORMATION

KI 700 Series lateral files are designed on a 1-1/2" module to provide an unparalleled degree of internal flexibility. Interior components are available 3", 6", 7-1/2", 9", 10-1/2", 12", 13-1/2" and 15" high. These components are designed to efficiently accommodate virtually any filing and storage requirement.

To assure KI files are compatible with panel systems, desks or custom architectural details, cabinets are available in 18 different heights.

### Preconfigured Units

To simplify the specification process, KI offers preconfigured files and storage cabinets in the most popular sizes with the most popular internal components. These units are assembled using standard components. Lateral files and storage cabinets can be field-retrofitted and updated by specifying componentry from the Custom-Built section of this price list. This does not include current series.

### Height

Lateral files and storage cabinets are available in 40 standard heights. Heights include 1/8" allowance for leveling glides fully recessed.

### Depth

All lateral files and storage cabinets are 18" deep.

### Width

Lateral files and storage cabinets are available in three standard widths: 30", 36" and 42".

### Drawer Dimensions

Refer to the illustrations for the range of drawer sizes and the height clearance of each.

## CONSTRUCTION AND STANDARD FEATURES

### Basic Shell

Shell common to lateral file and storage cabinet units. Uprights punched to accept

interior components on 1-1/2" centers. Uprights and top and bottom reinforcements are welded into rigid "box frame." Constructed of 18- and 20-gauge steel. Seamless back and top with reinforced corners. Illustrated shell heights include 1/8" for adjustable glide in recessed position.

### Doors/Drawers

Drawer fronts, 20-gauge steel with full-width flush inset pull and label holder or flat front with exterior pulls and no label holder. Fronts are screw-mounted to roll-out shelves to build drawers. Roll-out shelf body, 22-gauge steel slotted on 1-1/2" centers to accept dividers. Leading edge formed to provide pull; center section offset for additional strength. Shelf ends, 19-gauge steel, notched to accept hanging folder bars. Each roll-out shelf equipped with two heavy-duty, three-section, ball-bearing suspensions.

Components have been tested to accept loads of 125 lbs. This exceeds ANSI/BIFMA X5.9-2004 standards for lateral files when recommended counterbalance weight is installed. Hinged door, 20-gauge steel, double-wall construction. Door swing is limited to 110 degrees to prevent contact with adjacent cabinet and full height vertical flush inset pull.

### Shelves

Blank shelf, 22-gauge steel, formed 7/8" thick on front and back edges. End tab shelf, 22-gauge steel shelf and back, 18-gauge sides. Shelf offset along width to increase strength. Slotted on 1" increments to accept plate dividers.

### Preconfigured lateral files meet or exceed ANSI/BIFMA X5.9-2004 standards.

### Receding Door

20-gauge steel with full-width flush inset pull and label holder. Equipped with sound absorber. Doors have guiding mechanism fitted with nylon glides to prevent metal-to-metal contact and ensure effortless operation. The diagrams on the following page identify various shelf and drawer combinations and related height clearances

behind a receding door. The diagrams show typical use. Additional interior options can be installed behind a receding door.

**Note:** Dimensions have been taken from the front raised edge of the roll-out shelf.

### Accessories

Plate dividers, 18-gauge steel, notched to lock into shelf. Folder bars, 30" & 36" (14-gauge steel); 42" (12-gauge steel), offset to maximize strength. Suspended binder frames are constructed of 14- to 18-gauge steel. Screw-mounted to cabinet. Can be used behind 13-1/2" and 15" receding doors and hinged storage cabinet doors.

### Adjustable Glides

Lateral files and storage cabinets are supplied with four adjustable glides. The glides can be adjusted from inside the cabinet using a 1/4" hex socket wrench or from outside the cabinet using a 7/8" wrench. Standard glides provide 3/4" adjustment, longer glides are also available. Overall cabinet heights include the glide in its recessed position.

### Interlock

All cabinets are equipped with an interlock safety mechanism. This mechanism reduces the possibility of cabinet tip-over by permitting only one drawer to be opened at a time. With some unique combinations, an individual drawer may not be controlled by the interlock. In these instances, a caution label will be affixed to the drawer body.

### Locks

Locks are standard on all units. Locks are a high-security double-bit design. One KI break-away key and one standard key are included with each lock. Units are standard with random keys in a range of 200 different numbers (994 key numbers are available to order). Specific key combinations are available at no additional charge. This information must be included with the order.

Locks can be master keyed. Please see the accessories sections of this price book for ordering keys. Available keys are:

- Lock Core/Keys - Lock core and 2 keys are used in P-Series lock housings. Indicate in order notes if a specific core number is required.
- Master Key - Single key which opens any P-Series lock.
- Extractor Key - Single key which extracts any P-Series lock core.
- Blank Key - Single uncut P-Series key to be cut as required by locksmith.
- Cut Key - 2 keys for a specific P-Series lock core number as indicated in the order notes.

All locks have removable and interchangeable plugs. This feature provides for on-site custom keying. Units can be supplied with the lock plugs installed or shipped separately. To install or remove lock plugs, a unique key is required. This key is the extractor (core-removal) key and can be found in the storage accessories portions of this price book. Contact customer service

to order lock accessories. To order plugs for field installation, specify "lock plugs not installed" on order. Order must specify total quantity of specific key numbered locks.

Example: 30 plugs  
3 keyed alike  
10 keyed alike  
17 keyed alike

### Commercial Pack

This is the standard pack that KI offers on all files and storage products. This consists of a plastic poly bag placed over the unit, corrugated top and bottom cap, corner blocking and stretch wrap to keep the packaging intact.

### Standard Paint Finishes

All KI products are iron phosphate treated prior to painting. This process enhances top coat bonding. Powder coat application is a highbred epoxy. The paint is baked on to provide a scratch and stain resistant surface. All inside and outside shell and front surfaces are painted with the same specified paint color. Interior components and accessories are painted a black finish. Mechanical components are black plated.

## INSTALLATION

### Caution Labels

Caution and safety-related information is contained on a peel-off label affixed to the front of the cabinet. This label is to be removed by the customer.

**Caution:** Information is also permanently affixed to the left side of the top drawer. Both labels contain important installation and loading information

### Installation Information

Complete instructions on the proper installation and use of KI files are provided in each file shipped. The instructions refer to correct methods of leveling, ganging and loading. Counterbalance weights should be installed in all single freestanding files.

### Field Reconfiguration

As needs change, KI lateral files and storage cabinets can readily be field-changed; however, this process should be undertaken by a qualified service technician.

| Model Numbering System   |  |     |                           |    |       |        |
|--|--|-----|---------------------------|----|-------|--------|
| Each character in the basic model number corresponds to a specific unit feature.           |  |     |                           |    |       |        |
| How to Build a Model Number  |  |     |                           |    |       |        |
| Example: Preconfigured 700 Series Lateral Files & Multimedia Storage                       |  |     |                           |    |       |        |
| S7L  | 36   | 480 | 4D                        | BL | CBW50 | 334FBK |
| S7L  | Product name   |     | 700 Series Lateral File   |    |       |        |
| 36   | Width  |     | 36" wide                  |    |       |        |
| 480  | Interior height (nominal)                                  |     | 48" high                  |    |       |        |
| 4D   | Type of unit   |     | 4 high, 4 drawer          |    |       |        |
| BL   | Color code   |     | Black                     |    |       |        |
| CBW50  | Optional   |     | 50# Counterbalance weight |    |       |        |
| 334FBK   | Optional   |     | Front-to-back filing bars |    |       |        |
| Each internal component has a corresponding character:                                     |  |     |                           |    |       |        |
| D  | Drawer with side-to-side folder bars                       |     |                           |    |       |        |
| R  | Receding door, rollout shelf with side-to-side folder bars |     |                           |    |       |        |
| E  | End tab shelf with plate dividers                          |     |                           |    |       |        |
| HD   | Hinged door cabinet with blank shelves                     |     |                           |    |       |        |
| HX   | Hinged door cupboard without shelves                       |     |                           |    |       |        |
| OVHD   | Overfile storage cabinet                                   |     |                           |    |       |        |
| The 334 model number for accessories indicates the item may be used in all cabinet widths. |  |     |                           |    |       |        |



# 10 Days or Less - Files and Storage

700 Series® Lateral Files and Storage - General Information

| Inside Drawer and Shelf Dimensions* | 30W x 18D Cabinet |          | 36W x 18D Cabinet |          | 42W x 18D Cabinet |          |
|-------------------------------------|-------------------|----------|-------------------|----------|-------------------|----------|
|                                     | W                 | D        | W                 | D        | W                 | D        |
| 10 1/2" Drawer                      | 26 3/4"           | 15 7/8"  | 32 3/4"           | 15 7/8"  | 38 3/4"           | 15 7/8"  |
| 12" Single Rollout Shelf            | 26 3/4"           | 15 7/8"  | 32 3/4"           | 15 7/8"  | 38 3/4"           | 15 7/8"  |
| Blank Shelf                         | 26 3/4"           | 16 3/16" | 32 3/4"           | 16 3/16" | 38 3/4"           | 16 3/16" |
| Slotted Shelf                       | 26 3/4"           | 15 1/2"  | 32 3/4"           | 15 1/2"  | 38 3/4"           | 15 1/2"  |
| 12" Drawer                          | 26 3/4"           | 15 7/8"  | 32 3/4"           | 15 7/8"  | 38 3/4"           | 15 7/8"  |
| 13 1/2" Rollout Shelf               | 26 3/4"           | 15 7/8"  | 32 3/4"           | 15 7/8"  | 38 3/4"           | 15 7/8"  |
| 13 1/2" Drawer                      | 26 3/4"           | 15 7/8"  | 32 3/4"           | 15 7/8"  | 38 3/4"           | 15 7/8"  |
| End Tab Filing Shelf                | 26 3/4"           | 15 3/4"  | 32 3/4"           | 15 3/4"  | 38 3/4"           | 15 3/4"  |
| Cupboard                            | 28 1/2"           | 17"      | 34 1/2"           | 17"      | 40 1/2"           | 17"      |

\* Dimensions have been taken from the front raised edge of rollout shelf. The inside clear dimension wide approximately 1/2" greater.

### Hanging File Configurations

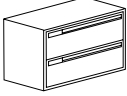
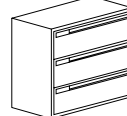
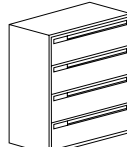
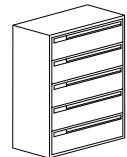
|        |                     | 30W Cabinet         |       | 36W Cabinet         |       | 42W Cabinet         |        |
|--------|---------------------|---------------------|-------|---------------------|-------|---------------------|--------|
| Letter | side-to-side        | 30FBA               |       | 36FBA               |       | 42FBA               |        |
|        | Filing Capacity LFI |                     | 26.7" |                     | 32.7" |                     | 38.5"  |
| Legal  | side-to-side        | 30FBA               |       | 36FBA               |       | 42FBA               |        |
|        | Filing Capacity LFI |                     | 26.7" |                     | 32.7" |                     | 38.6"  |
| Letter | front-to-back       | 30FBA<br>w(2)334FBK |       | 36FBA<br>w(2)334FBK |       | 42FBA<br>w(3)334FBK |        |
|        | Filing Capacity LFI |                     | 30.5" |                     | 30.5" |                     | 45.75" |
| Legal  | front-to-back       | w(1)334FBK          |       | 36FBA<br>w(2)334FBK |       | 42FBA<br>w(2)334FBK |        |
|        | Filing Capacity LFI |                     | 26.5" |                     | 30.5" |                     | 37.87" |

### Inside Clear Dimensions of Shelf and Drawer Options

|         | 12" Rollout Shelf<br>Behind Receding Door | Blank/Slotted Shelf<br>Behind Receding Door | End Tab Shelf<br>Behind Receding Door | Tie Bar Shelf<br>Below Receding Door | Drawer |
|---------|---|---|---------------------------------------|--------------------------------------|--------|
| 3"      |   |   |                                       |                                      |        |
| 6"      |   |   |                                       |                                      |        |
| 7 1/2"  |   |   |                                       |                                      |        |
| 9"      |   |   |                                       |                                      |        |
| 10 1/2" |   |   |                                       |                                      |        |
| 12"     |   |   |                                       |                                      |        |
| 13 1/2" |   |   |                                       |                                      |        |
| 15"     |   |   |                                       |                                      |        |

# 10 Days or Less - Files and Storage

700 Series® Preconfigured Lateral Files Drawer Units

|   | MODEL  | W x D x H          | MODEL NUMBER |             |                          |  |   | Approx. Packaged Weight |
|---|--|--------------------|--------------|-------------|--------------------------|--|---|-------------------------|
|   |  |                    | Basic Model  | Pull Option | Unit Color               | Optional Counterbalance Weight   | Key Option  |                         |
|  <p>S7LTU</p>  | <b>27" File, 2 High</b><br>• Two 12" drawers with FBA folder bars<br>• Counterbalance weights are recommended for freestanding units           | 30 x 18 x 27"      | S7L/302402D  | CLSC        | <input type="checkbox"/> | <input type="checkbox"/> <input type="checkbox"/> <input type="checkbox"/> <input type="checkbox"/> <input type="checkbox"/> | <input type="checkbox"/> <input type="checkbox"/> | 110.0#                  |
|   |  | 36 x 18 x 27"      | S7L/362402D  | CLSC        | <input type="checkbox"/> | <input type="checkbox"/> <input type="checkbox"/> <input type="checkbox"/> <input type="checkbox"/> <input type="checkbox"/> | <input type="checkbox"/> <input type="checkbox"/> | 120.0#                  |
|   |  | 42 x 18 x 27"      | S7L/422402D  | CLSC        | <input type="checkbox"/> | <input type="checkbox"/> <input type="checkbox"/> <input type="checkbox"/> <input type="checkbox"/> <input type="checkbox"/> | <input type="checkbox"/> <input type="checkbox"/> | 130.0#                  |
|   |  |                    |              |             |                          |  |   |                         |
|  <p>S7LTU</p>  | <b>39-1/4" File, 3 High</b><br>• Three 12" drawers with FBA folder bars<br>• Counterbalance weights are recommended for freestanding units     | 36 x 18 x 39-1/4"  | S7L/363603D  | CLSC        | <input type="checkbox"/> | <input type="checkbox"/> <input type="checkbox"/> <input type="checkbox"/> <input type="checkbox"/> <input type="checkbox"/> | <input type="checkbox"/> <input type="checkbox"/> | 150.0#                  |
|   |  |                    |              |             |                          |  |   |                         |
|   |  |                    |              |             |                          |  |   |                         |
|   |  |                    |              |             |                          |  |   |                         |
|  <p>S7LTU</p>  | <b>51-1/2" File, 4 High</b><br>• Four 12" drawers with FBA folder bars<br>• Counterbalance weights are recommended for freestanding units      | 36 x 18 x 51-1/2"  | S7L/364804D  | CLSC        | <input type="checkbox"/> | <input type="checkbox"/> <input type="checkbox"/> <input type="checkbox"/> <input type="checkbox"/> <input type="checkbox"/> | <input type="checkbox"/> <input type="checkbox"/> | 200.0#                  |
|   |  |                    |              |             |                          |  |   |                         |
|   |  |                    |              |             |                          |  |   |                         |
|   |  |                    |              |             |                          |  |   |                         |
|  <p>S7LTU</p> | <b>56-3/32" File, 5 High</b><br>• Five 10-1/2" drawers with FBA folder bars<br>• Counterbalance weights are recommended for freestanding units | 30 x 18 x 56-3/32" | S7L/305255D  | CLSC        | <input type="checkbox"/> | <input type="checkbox"/> <input type="checkbox"/> <input type="checkbox"/> <input type="checkbox"/> <input type="checkbox"/> | <input type="checkbox"/> <input type="checkbox"/> | 235.0#                  |
|   |  | 36 x 18 x 56-3/32" | S7L/365255D  | CLSC        | <input type="checkbox"/> | <input type="checkbox"/> <input type="checkbox"/> <input type="checkbox"/> <input type="checkbox"/> <input type="checkbox"/> | <input type="checkbox"/> <input type="checkbox"/> | 255.0#                  |
|   |  | 42 x 18 x 56-3/32" | S7L/425255D  | CLSC        | <input type="checkbox"/> | <input type="checkbox"/> <input type="checkbox"/> <input type="checkbox"/> <input type="checkbox"/> <input type="checkbox"/> | <input type="checkbox"/> <input type="checkbox"/> | 275.0#                  |
|   |  |                    |              |             |                          |  |   |                         |

**A**      **B**      **C**      **D**      **E**

## HOW TO ORDER

Indicate the following information on order form:

- Quantity of each item.
- Model number, including options. See "How To Build a Model Number".
- Any special service required.

Note: • The  indicates that a choice is required.

- The absence of the  indicates that no choice is required.
- Alpha-numeric characters in place of  indicate that no other alternatives are available.

## HOW TO BUILD A MODEL NUMBER

- A** Select basic model.
- B** Select pull option.  
 CLSC - Classic (inset pull)
- C** Select unit and drawer color.  
 BL - Black  
 LG - Light Tone  
 WG - Warm Grey
- D** Select counterbalance weight.  
 CBW - With Counterbalance  
 NOCBW - No Counterbalance  
 See pricing column for counterbalance weight upcharge.
- E** Select key option.  
 KS - Key standard  
 NLC - No lock core  
 KA - Key alike

## INFORMATION

### Folder Bars

Files are configured for side-to-side media storage.

### Height

All dimensions shown include 1/8" allowance for glides in recessed position.

### Weights

Figures provided are approximate and reflect packaged product without additional accessories.

## INFORMATION

### Order Quantity

Maximum 700 Series® Files Order Quantity - 10 files



# 10 Days or Less - Files and Storage

700 Series® Preconfigured Lateral Files Drawer Units

| Delivered Pricing | Counter-balance Weight add to list price |
|-------------------|--|
| \$ 882            | \$ 174                                   |
| 991               | 174                                      |
| 1081              | 174                                      |
| <hr/>             |  |
| \$ 1336           | \$ 174                                   |
| <hr/>             |  |
| \$ 1727           | \$ 134                                   |
| <hr/>             |  |
| \$ 1915           | \$ 134                                   |
| 2075              | 134                                      |
| 2239              | 134                                      |

**SPECIAL SERVICES**

**Special Carton Marking**

With specially marked information N/C

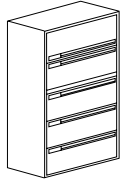
**Shipping**

Ships **assembled, FOB Pembroke, ON K8A 0E1, freight prepaid.** Freight class 70.

Specifications and prices are subject to change without prior notice.

# 10 Days or Less - Files and Storage

700 Series® Preconfigured Lateral Files Drawer Units



S7LTU

| MODEL  | W x D x H          | MODEL NUMBER |             |                          |  |   | Approx. Packaged Weight |
|--|--------------------|--------------|-------------|--------------------------|--|---|-------------------------|
|  |                    | Basic Model  | Pull Option | Unit Color               | Optional Counterbalance Weight   | Key Option  |                         |
| <b>65-9/32" File, 5 High</b><br>• One 12" receding door/rollout shelf with 3 plate dividers<br>• One 1-1/2" tie bar or posting shelf<br>• DP model replaces 1-1/2" tie bar with a 1-1/2" posting shelf<br>• Four 12" drawers with FBA folder bars<br>• Counterbalance weights are recommended for freestanding units | 36 x 18 x 65-9/32" | S7L/366155D  | CLSC        | <input type="checkbox"/> | <input type="checkbox"/> <input type="checkbox"/> <input type="checkbox"/> <input type="checkbox"/> <input type="checkbox"/> | <input type="checkbox"/> <input type="checkbox"/> | 250.0#                  |
|  | 42 x 18 x 65-9/32" | S7L/426155D  | CLSC        | <input type="checkbox"/> | <input type="checkbox"/> <input type="checkbox"/> <input type="checkbox"/> <input type="checkbox"/> <input type="checkbox"/> | <input type="checkbox"/> <input type="checkbox"/> | 270.0#                  |

**A**      **B**      **C**      **D**      **E**

## HOW TO ORDER

Indicate the following information on order form:

- Quantity of each item.
- Model number, including options. See "How To Build a Model Number".
- Any special service required.

Note: • The  indicates that a choice is required.

- The absence of the  indicates that no choice is required.
- Alpha-numeric characters in place of  indicate that no other alternatives are available.

## HOW TO BUILD A MODEL NUMBER

- A** Select basic model.
- B** Select pull option.  

|             |                        |
|-------------|------------------------|
| <b>CLSC</b> | - Classic (inset pull) |
|-------------|------------------------|
- C** Select unit and drawer color.  

|           |              |
|-----------|--------------|
| <b>BL</b> | - Black      |
| <b>LG</b> | - Light Tone |
| <b>WG</b> | - Warm Grey  |
- D** Select counterbalance weight.  

|              |                       |
|--------------|-----------------------|
| <b>CBW</b>   | - With Counterbalance |
| <b>NOCBW</b> | - No Counterbalance   |

See pricing column for counterbalance weight upcharge.
- E** Select key option.  

|            |                |
|------------|----------------|
| <b>KS</b>  | - Key standard |
| <b>NLC</b> | - No lock core |
| <b>KA</b>  | - Key alike    |

## INFORMATION

### Folder Bars

Files are configured for side-to-side media storage.

### Height

All dimensions shown include 1/8" allowance for glides in recessed position.

### Weights

Figures provided are approximate and reflect packaged product without additional accessories.

## INFORMATION

### Order Quantity

Maximum 700 Series® Files Order Quantity - 10 files





# 10 Days or Less - Files and Storage

700 Series® Preconfigured Lateral Files Drawer Units

Delivered  
Pricing

\$ 2021  
2286

Counter-  
balance  
Weight  
add to list  
price

\$ 134  
134

### SPECIAL SERVICES

#### Special Carton Marking

With specially marked information    N/C

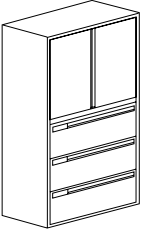
#### Shipping

Ships **assembled, FOB Pembroke, ON K8A 0E1, freight prepaid.** Freight class 70.

Specifications and prices are subject to change without prior notice.

# 10 Days or Less - Files and Storage

700 Series® Preconfigured Multimedia Storage Cupboard/Lateral

|   | MODEL  | W x D x H           | MODEL NUMBER |             |                          |   |   | Approx. Packaged Weight |
|---|--|---------------------|--------------|-------------|--------------------------|---|---|-------------------------|
|   |  |                     | Basic Model  | Pull Option | Unit Color               | Optional Counterbalance Weight  | Key Option  |                         |
|  <p>S7LTU</p> | <b>71-13/32" File</b> <ul style="list-style-type: none"> <li>• One 30" hinged door insert with one blank shelf</li> <li>• One 1-1/2' locking tie bar shelf</li> <li>• Three 12" drawers with FBA folder bars for side-to-side filing</li> <li>• Cabinet supplied with two locks; one lock controls hinged doors, other lock controls drawers</li> <li>• Counterbalance weights are recommended for freestanding units</li> </ul> | 36 x 18 x 71-13/32" | S7L/366755M  | CLSC        | <input type="checkbox"/> | <input type="checkbox"/> <input type="checkbox"/> <input type="checkbox"/> <input type="checkbox"/> | <input type="checkbox"/> <input type="checkbox"/> | 280.0#                  |
|   |  |                     |              |             |                          |   |   |                         |
|   |  |                     |              |             |                          |   |   |                         |
|   |  |                     |              |             |                          |   |   |                         |
|   |  |                     |              |             |                          |   |   |                         |
|   |  |                     | <b>A</b>     | <b>B</b>    | <b>C</b>                 | <b>D</b>  | <b>E</b>  |                         |

## HOW TO ORDER

Indicate the following information on order form:

1. Quantity of each item.
2. Model number, including options. See "How To Build a Model Number".
3. Any special service required.

Note: • The  indicates that a choice is required.

- The absence of the  indicates that no choice is required.
- Alpha-numeric characters in place of  indicate that no other alternatives are available.

## HOW TO BUILD A MODEL NUMBER

- A** Select basic model.
- B** Select pull option.  
**CLSC** - Classic (inset pull)
- C** Select unit and drawer color.  
**BL** - Black  
**LG** - Light Tone  
**WG** - Warm Grey
- D** Select counterbalance weight.  
**CBW** - With Counterbalance  
**NOCBW** - No Counterbalance  
 See pricing column for counterbalance weight upcharge.
- E** Select key option.  
**KS** - Key standard  
**NLC** - No lock core  
**KA** - Key alike

## INFORMATION

### Folder Bars

Files are configured for side-to-side media storage.

### Height

All dimensions shown include 1/8" allowance for glides in recessed position.

### Weights

Figures provided are approximate and reflect packaged product without additional accessories.

## INFORMATION

### Order Quantity

Maximum 700 Series® Files Order Quantity - 10 files



# 10 Days or Less - Files and Storage

700 Series® Preconfigured Multimedia Storage Cupboard/Lateral

Delivered  
Pricing  
\$ 2239

Counter-  
balance  
Weight  
add to list  
price  
\$ 134

## SPECIAL SERVICES

### Special Carton Marking

With specially marked information N/C

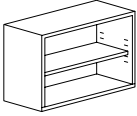
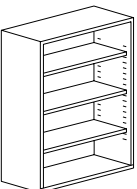
### Shipping

Ships **assembled, FOB Pembroke, ON K8A 0E1, freight prepaid.** Freight class 70.

Specifications and prices are subject to change without prior notice.

# 10 Days or Less - Files and Storage

700 Series® Bookcases 15" Deep

|  | MODEL  | W x D    | MODEL NUMBER |                          | Approx. Packaged Weight |
|--|--|----------|--------------|--------------------------|-------------------------|
|  |  |          | Basic Model  | Unit Color               |                         |
|  <p>CIBKU</p> | <b>28-17<sup>32</sup>" High</b><br>• One adjustable shelf    | 36 x 15" | S7B/3625515  | <input type="checkbox"/> | 55.0#                   |
|  <p>CIBKU</p> | <b>54-9<sup>16</sup>" High</b><br>• Three adjustable shelves | 36 x 15" | S7B/3651015  | <input type="checkbox"/> | 90.0#                   |

**A**

**B**

## HOW TO ORDER

Indicate the following information on order form:

- Quantity of each item.
- Model number, including options. See "How To Build a Model Number".
- Any special service required.

Note: • The  indicates that a choice is required.

- The absence of the  indicates that no choice is required.
- Alpha-numeric characters in place of  indicate that no other alternatives are available.

## HOW TO BUILD A MODEL NUMBER

**A** Select basic model.

**B** Select unit color.

|           |              |
|-----------|--------------|
| <b>BL</b> | - Black      |
| <b>LG</b> | - Light Tone |
| <b>WG</b> | - Warm Grey  |

## INFORMATION

### Height

All dimensions shown include 1/4" allowance for glides in recessed position.

### Weights

Figures provided are approximate and reflect packaged product without additional accessories.

## INFORMATION

### Order Quantity

Maximum 700 Series® Files Order Quantity  
- 10 files



# 10 Days or Less - Files and Storage

700 Series® Bookcases 15" Deep

Delivered  
Pricing  
\$ 594

\$ 866

### SPECIAL SERVICES

#### Special Carton Marking

With specially marked information N/C

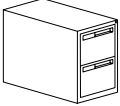
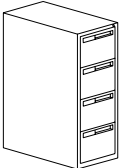
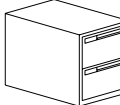
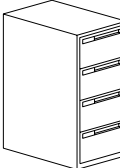
#### Shipping

Ships **assembled, FOB Pembroke, ON K8A 0E1, freight prepaid.** Freight class 70.

Specifications and prices are subject to change without prior notice.

# 10 Days or Less - Files and Storage

700 Series® Vertical Files Letter/Legal Size Documents

|   | MODEL  | Accessories Included | W x D        | MODEL NUMBER |                          |                          | Approx. Packaged Weight |
|---|--|----------------------|--------------|--------------|--------------------------|--------------------------|-------------------------|
|   |  |                      |              | Basic Model  | Unit Color               | Key Option               |                         |
|  <p>S7VTU</p>  | <b>25-3/4" File, 2 High-Letter Size</b><br>• Two 11" drawers with either folder bars or compressor follower in each drawer | Folder bars          | 15 x 27-5/8" | S7V/15302DFB | <input type="checkbox"/> | <input type="checkbox"/> | 110.0#                  |
|  <p>S7VTU</p>  | <b>48" File, 4 High-Letter Size</b><br>• Four 11" drawers with either folder bars or compressor follower in each drawer    | Folder bars          | 15 x 27-5/8" | S7V/15304DFB | <input type="checkbox"/> | <input type="checkbox"/> | 190.0#                  |
|  <p>S7VTU</p>  | <b>25-3/4" File, 2 High-Legal Size</b><br>• Two 11" drawers with either folder bars or compressor follower in each drawer  | Folder bars          | 18 x 27-5/8" | S7V/18302DFB | <input type="checkbox"/> | <input type="checkbox"/> | 115.0#                  |
|  <p>S7VTU</p> | <b>48" File, 4 High-Legal Size</b><br>• Four 11" drawers with either folder bars or compressor follower in each drawer     | Folder bars          | 18 x 27-5/8" | S7V/18304DFB | <input type="checkbox"/> | <input type="checkbox"/> | 210.0#                  |

A

B

C

## HOW TO ORDER

Indicate the following information on order form:

- Quantity of each item.
- Model number, including options. See "How To Build a Model Number".
- Any special service required.

Note: • The  indicates that a choice is required.

- The absence of the  indicates that no choice is required.
- Alpha-numeric characters in place of  indicate that no other alternatives are available.

## HOW TO BUILD A MODEL NUMBER

**A** Select basic model.

**B** Select unit and drawer color.

- |           |              |
|-----------|--------------|
| <b>BL</b> | - Black      |
| <b>LG</b> | - Light Tone |
| <b>WG</b> | - Warm Grey  |

**C** Select key option.

- |            |                |
|------------|----------------|
| <b>NLC</b> | - No lock core |
| <b>KS</b>  | - Key standard |
| <b>KA</b>  | - Key alike    |

## INFORMATION

### Height

All dimensions shown include 1/4" allowance for glides in recessed position.

### Weights

Figures provided are approximate and reflect packaged product without additional accessories.

## INFORMATION

### Order Quantity

Maximum 700 Series® Files Order Quantity  
- 10 files



# 10 Days or Less - Files and Storage

700 Series® Vertical Files Letter/Legal Size Documents

Delivered Pricing

\$ 816

\$ 1345

\$ 816

\$ 1345

### SPECIAL SERVICES

#### Special Carton Marking

With specially marked information N/C

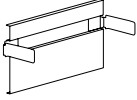
#### Shipping

Ships **assembled, FOB Pembroke, ON K8A 0E1, freight prepaid.** Freight class 70.

Specifications and prices are subject to change without prior notice.

# 10 Days or Less - Files and Storage

## Vertical File Accessories

|   | MODEL   | Features                    | W x D       | MODEL NUMBER |                         |
|---|---|-----------------------------|-------------|--------------|-------------------------|
|   |   |                             |             | Basic Model  | Approx. Packaged Weight |
|  | <b>Compressor</b><br>• Includes parts required for one 18" wide drawer<br>• Black finish only | Fits any letter size drawer | 15 x 1 x 7" | S7V/15CF     | 5.0#                    |
|   |   | Fits any legal size drawer  | 18 x 1 x 7" | S7V/18CF     | 5.0#                    |
|   |   |                             |             |              |                         |
|   |   |                             |             |              |                         |

VTACU

**A**

### HOW TO ORDER

Indicate the following information on order form:

1. Quantity of each item.
2. Model number, including options. See "How To Build a Model Number".
3. Any special service required.

Note: • The  indicates that a choice is required.

- The absence of the  indicates that no choice is required.
- Alpha-numeric characters in place of  indicate that no other alternatives are available.

### HOW TO BUILD A MODEL NUMBER

**A** Select basic model.

### INFORMATION

#### Order Quantity

Maximum 700 Series® Files Order Quantity  
 - 10 files





# 10 Days or Less - Files and Storage

Vertical File Accessories

Delivered  
Pricing

\$ 31  
31

**SPECIAL SERVICES**

**Special Carton Marking**

With specially marked information N/C

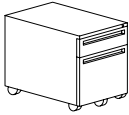
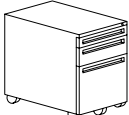

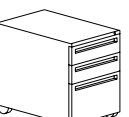
**Shipping**

Ships **assembled, FOB Pembroke, ON K8A 0E1, freight prepaid.** Freight class 70.

Specifications and prices are subject to change without prior notice.

# 10 Days or Less - Files and Storage

700 Series® Pedestals - Mobile and Freestanding

|  | MODEL   | Features     | W x D x H               | MODEL NUMBER |             |                          |                                |                          |
|--|---|--------------|-------------------------|--------------|-------------|--------------------------|--------------------------------|--------------------------|
|  |   |              |                         | Basic Model  | Pull Option | Unit Color               | Optional Counterbalance Weight | Key Option               |
|  <p>S7PDU</p>   | <b>Pedestal - BF</b><br>• One 6" box drawer, one 12" file drawer with hanging folder partition<br>• 5th wheel in lieu of counterbalance weight<br>• Only use 21-5/8" D peds with 30" D desks  | Mobile       | 15 x 17-5/8 x 21-3/4"   | S7P/1520MBF  | CLSC        | <input type="checkbox"/> |                                | <input type="checkbox"/> |
|  |   | Freestanding | 15 x 17-5/8 x 22-3/8"   | S7P/1520FPBF | CLSC        | <input type="checkbox"/> | <input type="checkbox"/>       | <input type="checkbox"/> |
|  |   | Freestanding | 15 x 21-5/8 x 22-3/8"   | S7P/1524FPBF | CLSC        | <input type="checkbox"/> | <input type="checkbox"/>       | <input type="checkbox"/> |
|  |   | Mobile       | 15 x 21-5/8 x 24-11/16" | S7P/1524MPBF | CLSC        | <input type="checkbox"/> |                                | <input type="checkbox"/> |
|  <p>S7PDU</p>   | <b>Pedestal - PBF</b><br>• One 3" pencil drawer; one 6" box drawer; one 12" file drawer with hanging folder partition<br>• Mobile units include 5th wheel in lieu of counterbalance weight<br>• Counterbalance is recommended in freestanding pedestals<br>• Only use 21-5/8" D peds with 30" D desks | Freestanding | 15 x 17-5/8 x 22-3/8"   | S7P/1520FPBF | CLSC        | <input type="checkbox"/> | <input type="checkbox"/>       | <input type="checkbox"/> |
|  |   | Freestanding | 15 x 21-5/8 x 22-3/8"   | S7P/1524FPBF | CLSC        | <input type="checkbox"/> | <input type="checkbox"/>       | <input type="checkbox"/> |
|  |   | Mobile       | 15 x 21-5/8 x 24-11/16" | S7P/1524MPBF | CLSC        | <input type="checkbox"/> |                                | <input type="checkbox"/> |
|  |   | Freestanding | 15 x 17-5/8 x 25-5/16"  | S7P/1520FFF  | CLSC        | <input type="checkbox"/> | <input type="checkbox"/>       | <input type="checkbox"/> |
|  <p>S7PDU</p>   | <b>Pedestal - FFF</b><br>• Two 12" file drawers with hanging folder partitions<br>• Counterbalance weight: included in mobile unit; recommended in freestanding pedestals<br>• Only use 21-5/8" D peds with 30" D desks   | Mobile       | 15 x 17-5/8 x 27-5/8"   | S7P/1520MFF  | CLSC        | <input type="checkbox"/> | <input type="checkbox"/>       |                          |
|  |   | Freestanding | 15 x 21-5/8 x 25-5/16"  | S7P/1524FFF  | CLSC        | <input type="checkbox"/> | <input type="checkbox"/>       |                          |
|  |   | Mobile       | 15 x 21-5/8 x 27-5/8"   | S7P/1524MFF  | CLSC        | <input type="checkbox"/> |                                | <input type="checkbox"/> |
|  |   | Freestanding | 15 x 17-5/8 x 25-5/16"  | S7P/1520FBBF | CLSC        | <input type="checkbox"/> | <input type="checkbox"/>       | <input type="checkbox"/> |
|  <p>S7PDU</p> | <b>Pedestal - BBF</b><br>• Two 6" box drawers; one 12" file drawer with hanging folder partition<br>• Counterbalance weight: included in mobile unit; recommended in freestanding pedestals<br>• Only use 21-5/8" D peds with 30" D desks   | Mobile       | 15 x 17-5/8 x 27-5/8"   | S7P/1520MBBF | CLSC        | <input type="checkbox"/> | <input type="checkbox"/>       |                          |
|  |   | Freestanding | 15 x 21-5/8 x 25-5/16"  | S7P/1524FBBF | CLSC        | <input type="checkbox"/> | <input type="checkbox"/>       |                          |
|  |   | Mobile       | 15 x 21-5/8 x 27-5/8"   | S7P/1524MBBF | CLSC        | <input type="checkbox"/> |                                | <input type="checkbox"/> |
|  |   | Freestanding | 15 x 17-5/8 x 25-5/16"  | S7P/1520MFF  | CLSC        | <input type="checkbox"/> | <input type="checkbox"/>       | <input type="checkbox"/> |

**A**      **B**      **C**      **D**      **E**

## HOW TO ORDER

Indicate the following information on order form:

- Quantity of each item.
- Model number, including options. See "How To Build a Model Number".
- Any special service required.

Note: • The  indicates that a choice is required.

- The absence of the  indicates that no choice is required.
- Alpha-numeric characters in place of  indicate that no other alternatives are available.

## HOW TO BUILD A MODEL NUMBER

- A** Select basic model.
- B** Select pull option.  

|             |                        |
|-------------|------------------------|
| <b>CLSC</b> | - Classic (inset pull) |
|-------------|------------------------|
- C** Select unit and drawer color.  

|           |              |
|-----------|--------------|
| <b>BL</b> | - Black      |
| <b>LG</b> | - Light Tone |
| <b>WG</b> | - Warm Grey  |
- D** Select counterbalance weight.  

|              |                       |
|--------------|-----------------------|
| <b>CBW</b>   | - With Counterbalance |
| <b>NOCBW</b> | - No Counterbalance   |

See pricing column for counterbalance weight upcharge.
- E** Select key option.  

|            |                |
|------------|----------------|
| <b>KS</b>  | - Key standard |
| <b>NLC</b> | - No lock core |
| <b>KA</b>  | - Key alike    |

## INFORMATION

### Height

All freestanding pedestals include 1/4" allowance for glides in recessed position. Mobile pedestals include 2-5/16" allowance for casters.

### Weights

Figures provided are approximate and reflect packaged product without additional accessories.

## INFORMATION

### Order Quantity

Maximum 700 Series® Files Order Quantity - 10 files



# 10 Days or Less - Files and Storage

700 Series® Pedestals - Mobile and Freestanding

| Approx. Packaged Weight | Delivered Pricing | Counter-balance Weight add to list price |
|-------------------------|-------------------|--|
| 79.0#                   | \$ 748            | N/A                                      |
| 53.0#                   | \$ 785            | \$ 179                                   |
| 55.0#                   | 828               | 153                                      |
| 90.0#                   | 892               | N/A                                      |
| 55.0#                   | \$ 717            | \$ 179                                   |
| 93.0#                   | 796               | N/A                                      |
| 55.0#                   | 754               | 153                                      |
| 90.0#                   | 826               | N/A                                      |
| 57.0#                   | \$ 754            | \$ 179                                   |
| 93.0#                   | 866               | N/A                                      |
| 60.0#                   | 796               | 153                                      |
| 95.0#                   | 913               | N/A                                      |

**SPECIAL SERVICES**

**Special Carton Marking**

With specially marked information N/C

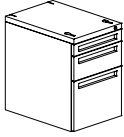
**Shipping**

Ships **assembled, FOB Pembroke, ON K8A 0E1, freight prepaid.** Freight class 70.

Specifications and prices are subject to change without prior notice.

# 10 Days or Less - Files and Storage

700 Series® Pedestals - Hanging

| MODEL   | Features | W x D x H             | MODEL NUMBER |             |   |   | Approx. Packaged Weight |
|---|----------|-----------------------|--------------|-------------|---|---|-------------------------|
|   |          |                       | Basic Model  | Pull Option | Unit Color  | Key Option  |                         |
|  <p><b>Pedestal - PBF</b></p> <ul style="list-style-type: none"> <li>• One 3" pencil drawer</li> <li>• One 6" box drawer</li> <li>• One 12" file drawer with hanging folder partition</li> </ul> | Hanging  | 15 x 21-5/8 x 22-1/8" | S7P/1524HPBF | CLSC        | <input type="checkbox"/> <input type="checkbox"/> | <input type="checkbox"/> <input type="checkbox"/> | 80.0#                   |
|   |          |                       |              |             |   |   |                         |
|   |          |                       |              |             |   |   |                         |
|   |          |                       |              |             |   |   |                         |

S7PDU

**A**      **B**      **C**      **D**

## HOW TO ORDER

Indicate the following information on order form:

1. Quantity of each item.
2. Model number, including options. See "How To Build a Model Number".
3. Any special service required.

Note: • The  indicates that a choice is required.

- The absence of the  indicates that no choice is required.
- Alpha-numeric characters in place of  indicate that no other alternatives are available.

## HOW TO BUILD A MODEL NUMBER

- A** Select basic model.
- B** Select pull option.  

|             |                        |
|-------------|------------------------|
| <b>CLSC</b> | - Classic (inset pull) |
|-------------|------------------------|
- C** Select unit and drawer color.  

|           |              |
|-----------|--------------|
| <b>BL</b> | - Black      |
| <b>LG</b> | - Light Tone |
| <b>WG</b> | - Warm Grey  |
- D** Select key option.  

|            |                |
|------------|----------------|
| <b>KS</b>  | - Key standard |
| <b>NLC</b> | - No lock core |
| <b>KA</b>  | - Key alike    |

## INFORMATION

**Height**  
All dimensions shown include 1/4" allowance for glides in recessed position.

**Weights**  
Figures provided are approximate and reflect packaged product without additional accessories.

## INFORMATION

**Order Quantity**  
Maximum 700 Series® Files Order Quantity - 10 files



# 10 Days or Less - Files and Storage

700 Series® Pedestals - Hanging

Delivered  
Pricing

\$ 811

### SPECIAL SERVICES

#### Special Carton Marking

With specially marked information N/C

#### Shipping

Ships **assembled, FOB Pembroke, ON K8A 0E1, freight prepaid.** Freight class 70.

Specifications and prices are subject to change without prior notice.

# 10 Days or Less - Desking

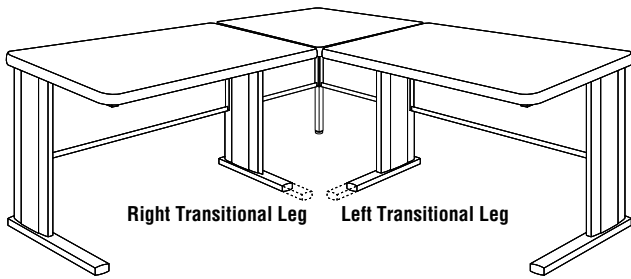
WorkZone® Basic Worksurfaces - General Information



Basic Worksurfaces (WBW)

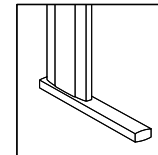
## Features

|                                 |   |
|---------------------------------|---|
| Solid core top                  | • |
| Plastic laminate surface        | • |
| Flat vinyl T-edge               | • |
| 74P edge                        | • |
| Powder-coated legs              | • |
| Seam-welded tubular steel frame | • |
| Chrome plated glides            | • |

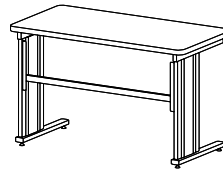


## Transitional Leg

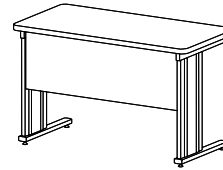
Transitional leg bases are 6 inches shorter than standard leg bases for greater leg room and chair clearance when two surfaces are joined. When seated at the worksurface, "right" or "left" refers to the individual worksurface, not the assembled workstation. Cannot be ordered for an individual, free-standing worksurface.



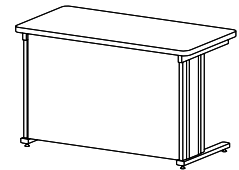
Streamline Leg



Beam Frame



Modesty Panel Frame



Full Modesty Panel Frame

## SPECIFICATIONS

### Worksurface Frames

Heavy-gauge seam-welded tubular steel. Horizontal tabletop support tube, 16-ga., 1" x 1" steel. Floor support member, 16-ga., 1-1/8" x 1-3/4" belly rectangular steel tube. Top and floor support tubes are welded with 2 steel tube vertical leg members. The rear vertical support is 16-ga., 1" X2" steel tube. The front vertical support is 16-ga., 1" X2-1/8" bullet oval steel tube. Leg inserts enclose the space between the (2) vertical leg members and provide concealed management of wire from floor to worksurface. Leg inserts are extruded Polypropylene with sprayed clear acrylic scuff-resistant coating. Adjustable chrome-plated glides. Powder-coat finish on legs. There are three frame style options. The receptacle clearance beam option (WB) is a 16-ga., 1/2" x 1-1/2" steel tube cross brace, welded to two 14-ga., L-brackets for support. The modesty panel (WM) is 19-ga. steel. It is located 1-1/2" from the rear of the

worksurface. The modesty panel is 15.31" on the 29" tables and 13.31" on 27" tables. The full height modesty panel (WF) is 19-ga. steel. It is located 1-1/2" from the rear of the worksurface. The full modesty panel spans the space between the underside of the worksurface and the floor. It is only available on 29" height desks.

### Worksurface Top

1-1/4" thick top, .030" high-pressure laminate top surface with .028" phenolic backing sheet. Available with flat-vinyl T-edge, 74P edge or 180° postformed and elliptical postformed front edge with .030" high pressure laminate and .028 phenolic backing sheet. Side and rear edges of postformed tops are finished with either .024" Polypropylene or .030" high-pressure laminate.

### Surface Splice Plates

Die-formed steel splice plates attach to underside of units with screws. Two splice plates are provided with all surfaces. Standard connector plate provided when surfaces are of common height. Worksur-

face height change connector provided for connecting 29" to 27" high surfaces. Specify worksurface height change connector for connecting non-transitional worksurfaces of two different heights except when using T6 option..

### Weight Capacity

All WorkZone tables meet or exceed BIFMA 5.5 Standards. Please contact KI Customer Service for additional information.

### Horizontal Wire Management Trough

Horizontal wire management trough (WW) connects below the worksurface top and is constructed of rigid Polypropylene with 1" deep by 1-1/2" high openings for cables.

### Guest Modesty Panel

The Guest Modesty Panel for P Shaped, Piano, and Square Shoe, peninsula worksurfaces is constructed of 19-ga. steel. It is located 4.5" from the guest side of the peninsula worksurface and is attached using 6, #10-1" screws. It is 9" high and comes in lengths to fit 60" through 84" peninsula tops.

Not for use with peninsula end and side mount worksurfaces.

### Fabric

Fabric will be applied as swatched by the fabric manufacturer. Fabric that is required to be applied differently than is swatched will need a Special Cost Request written specifying the direction the fabric is to be applied. The posted standard lead time will apply to the Special Cost Request.



# 10 Days or Less - Desking

WorkZone® Basic Worksurfaces - General Information

---

---

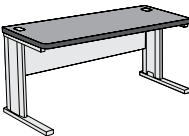
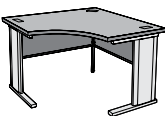
## INFORMATION

### Warranty

Refer to KI Terms & Conditions document  
or visit [ki.com](http://ki.com)

# 10 Days or Less - Desking

WorkZone® Basic Worksurfaces

|   | D x W-LEFT x W-RIGHT x D | MODEL NUMBER |                          |    |                          |                          |                          |                          |                          |                          |                          |                          |                          |                          |
|---|--------------------------|--------------|--------------------------|----|--------------------------|--------------------------|--------------------------|--------------------------|--------------------------|--------------------------|--------------------------|--------------------------|--------------------------|--------------------------|
|   |                          | Basic Model  | Edge Style               | Ht | WWay                     | Frame Style              | Trans. Legs              | Grom                     | Paint Clr                | Insrt Clr                | Base                     | Lam Clr                  | Edge Clr                 | Grm Clr                  |
|  <p><b>WBW</b><br/><b>Basic Worksurface</b></p> <ul style="list-style-type: none"> <li>Adjustable glides or casters</li> </ul>   | 24 x 30"                 | WBW2430      | <input type="checkbox"/> | 9  | <input type="checkbox"/> | <input type="checkbox"/> | <input type="checkbox"/> | <input type="checkbox"/> | <input type="checkbox"/> | <input type="checkbox"/> | <input type="checkbox"/> | <input type="checkbox"/> | <input type="checkbox"/> | <input type="checkbox"/> |
|   | 24 x 36"                 | WBW2436      | <input type="checkbox"/> | 9  | <input type="checkbox"/> | <input type="checkbox"/> | <input type="checkbox"/> | <input type="checkbox"/> | <input type="checkbox"/> | <input type="checkbox"/> | <input type="checkbox"/> | <input type="checkbox"/> | <input type="checkbox"/> | <input type="checkbox"/> |
|   | 24 x 48"                 | WBW2448      | <input type="checkbox"/> | 9  | <input type="checkbox"/> | <input type="checkbox"/> | <input type="checkbox"/> | <input type="checkbox"/> | <input type="checkbox"/> | <input type="checkbox"/> | <input type="checkbox"/> | <input type="checkbox"/> | <input type="checkbox"/> | <input type="checkbox"/> |
|   | 24 x 60"                 | WBW2460      | <input type="checkbox"/> | 9  | <input type="checkbox"/> | <input type="checkbox"/> | <input type="checkbox"/> | <input type="checkbox"/> | <input type="checkbox"/> | <input type="checkbox"/> | <input type="checkbox"/> | <input type="checkbox"/> | <input type="checkbox"/> | <input type="checkbox"/> |
|   | 30 x 48"                 | WBW3048      | <input type="checkbox"/> | 9  | <input type="checkbox"/> | <input type="checkbox"/> | <input type="checkbox"/> | <input type="checkbox"/> | <input type="checkbox"/> | <input type="checkbox"/> | <input type="checkbox"/> | <input type="checkbox"/> | <input type="checkbox"/> | <input type="checkbox"/> |
|   | 30 x 60"                 | WBW3060      | <input type="checkbox"/> | 9  | <input type="checkbox"/> | <input type="checkbox"/> | <input type="checkbox"/> | <input type="checkbox"/> | <input type="checkbox"/> | <input type="checkbox"/> | <input type="checkbox"/> | <input type="checkbox"/> | <input type="checkbox"/> | <input type="checkbox"/> |
|  <p><b>WCS</b><br/><b>Stand Alone Corner Curvilinear Worksurface</b></p> <ul style="list-style-type: none"> <li>Front edge is curved</li> <li>Adjustable glides</li> <li>Corner support leg is 7/8" sq. tubular steel</li> <li>Not available with both (TB) transitional legs</li> </ul> | 24 x 42 x 42 x 24"       | WCC244224    | <input type="checkbox"/> | 9  | <input type="checkbox"/> | <input type="checkbox"/> | <input type="checkbox"/> | <input type="checkbox"/> | <input type="checkbox"/> | <input type="checkbox"/> | <input type="checkbox"/> | <input type="checkbox"/> | <input type="checkbox"/> |                          |
|   |                          |              |                          |    |                          |                          |                          |                          |                          |                          |                          |                          |                          |                          |

**A B C D E F G H I J K L M**

## HOW TO ORDER

Indicate the following information on order form:

- Quantity of each item.
- Model number, including options. See "How To Build a Model Number".
- Any special service required.

Note: • The  indicates that a choice is required.  
 • The absence of the  indicates that no choice is required.  
 • Alpha-numeric characters in place of  indicate that no other alternatives are available.

## HOW TO BUILD A MODEL NUMBER

- A** Select basic model.
- B** Select edge style.  
**BN** - Flat vinyl T-edge  
**74P** - 74P edge
- C** Select height.  
**9** - 29" High
- D** Select horizontal wireway.  
 Add upcharge to unit price for WW option.  
**NW** - No horizontal wireway  
**WW** - Wireway
- E** Select frame style.  
 Add upcharge to unit price for WF option.  
**WB** - w/ Beam  
**WM** - w/ Modesty panel  
**WF** - w/ Full modesty panel
- F** Select location and type of leg.  
**TS** - Standard legs  
**TB** - Transition leg (both)

- TL** - Transition leg (left)  
**TR** - Transition leg (right)
- Note: If ordering Basic Worksurface as a freestanding unit, or if only one side connects to a transitional worksurface, the "TB" option for both transitional legs is not available.
- G** Select grommet option.  
 Grommets are required for overhead cabinet  
**OGN** - No worksurface grommet  
**OGY** - Yes worksurface grommet
- H** Select paint color.  
**BL** - Black  
**LG** - Light Tone  
**WG** - Warm Grey
- I** Select insert color.  
**IBL** - Black insert  
**ILG** - Light Tone insert  
**IWG** - Warm Grey insert
- Insert color also includes horizontal wireway (WW) if selected.

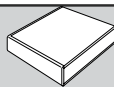
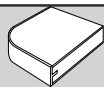
- J** Select base option.  
**NC** - With glides (standard)  
**WC** - With casters; add \$54
- K** Select laminate surface.  
**L CX** - Cherry Storm  
**L GE** - Grey  
**L KM** - Kensington Maple  
**L MR** - Misted Zephyr  
**L SR** - Shadow Zephyr  
**L SV** - Silicon evol
- L** Select edge color.  
**EBL** - Black  
**ELG** - Light Tone  
**EWG** - Warm Grey
- M** Select grommet color.  
**GBL** - Black grommet  
**GLG** - Light Tone grommet  
**GWG** - Warm Grey grommet





# 10 Days or Less - Desking

WorkZone® Basic Worksurfaces



| Approx. Packaged Weight | Flat Vinyl T-Edge (BN) | 74P Edge (74P) | Wireway add to list price | Full Modesty Panel add to list price |
|-------------------------|------------------------|----------------|---------------------------|--------------------------------------|
| 69.0#                   | \$ 681                 | \$ 714         | \$ 38                     | \$ 51                                |
| 76.0#                   | 707                    | 744            | 41                        | 61                                   |
| 89.0#                   | 760                    | 802            | 53                        | 83                                   |
| 102.0#                  | 813                    | 857            | 69                        | 101                                  |
| 100.0#                  | 774                    | 811            | 53                        | 83                                   |
| 113.0#                  | 829                    | 870            | 69                        | 101                                  |
| <hr/>                   |                        |                |                           |                                      |
| 96.0#                   | \$ 1083                | \$ 1135        | \$ 94                     | \$ 144                               |

**INFORMATION**

**Order Quantity**

Maximum WorkZone® Order Quantity - 5 worksurfaces

**SPECIAL SERVICES**

**Special Carton Marking**

With specially marked information N/C

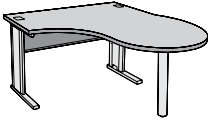
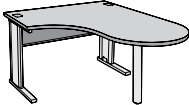
**Shipping**

Ships **knocked down, FOB Manitowoc, WI 54220, freight prepaid.** Freight class 70.

Specifications and prices are subject to change without prior notice.

# 10 Days or Less - Desking

WorkZone® Basic Worksurfaces

| D x W x L  | MODEL NUMBER  |            |  |                          |      |   |   |   |  |   |  |  |  |  |
|--|---------------|------------|--|--------------------------|------|---|---|---|--|---|--|--|--|--|
|  | Basic Model   | Edge Style | Dir.   | Hgt.                     | WWay | Frame Style                                       | Trans. Legs                                       | Wrksrf. Grom.                                     | Paint Color  | Insert Color                                      | Lam. Color   | Edge Color   | Grom. Color  |  |
| <br>WZW<br><b>"P" Shaped Peninsula Worksurface (Right Shown)</b><br><ul style="list-style-type: none"> <li>Long surface is supported by 3" diameter metal support leg with adjustable glide</li> <li>Connects to either 24" or 30" work surface</li> <li>Adjustable glides</li> <li>Available with 29" height only</li> </ul> | 24 x 48 x 72" | WZPT244872 | <input type="checkbox"/> <input type="checkbox"/> <input type="checkbox"/> | <input type="checkbox"/> | 9    | <input type="checkbox"/> <input type="checkbox"/> | <input type="checkbox"/> <input type="checkbox"/> | <input type="checkbox"/> <input type="checkbox"/> | <input type="checkbox"/> <input type="checkbox"/> <input type="checkbox"/> | <input type="checkbox"/> <input type="checkbox"/> | <input type="checkbox"/> <input type="checkbox"/> <input type="checkbox"/> | <input type="checkbox"/> <input type="checkbox"/> <input type="checkbox"/> | <input type="checkbox"/> <input type="checkbox"/> <input type="checkbox"/> |  |
| <br>WZW<br><b>Piano Peninsula Worksurface (Right Shown)</b><br><ul style="list-style-type: none"> <li>Long surface is supported by 3" diameter metal support leg with adjustable glide</li> <li>Connects to either 24" or 30" work surface</li> <li>Adjustable glides</li> <li>Available with 29" height only</li> </ul>      | 24 x 48 x 72" | WZPP244872 | <input type="checkbox"/> <input type="checkbox"/> <input type="checkbox"/> | <input type="checkbox"/> | 9    | <input type="checkbox"/> <input type="checkbox"/> | <input type="checkbox"/> <input type="checkbox"/> | <input type="checkbox"/> <input type="checkbox"/> | <input type="checkbox"/> <input type="checkbox"/> <input type="checkbox"/> | <input type="checkbox"/> <input type="checkbox"/> | <input type="checkbox"/> <input type="checkbox"/> <input type="checkbox"/> | <input type="checkbox"/> <input type="checkbox"/> <input type="checkbox"/> | <input type="checkbox"/> <input type="checkbox"/> <input type="checkbox"/> |  |

**A B C D E F G H I J K L M**

## HOW TO ORDER

Indicate the following information on order form:

- Quantity of each item.
- Model number, including options. See "How To Build a Model Number".
- Any special service required.

Note: • The  indicates that a choice is required.

- The absence of the  indicates that no choice is required.
- Alpha-numeric characters in place of  indicate that no other alternatives are available.

## HOW TO BUILD A MODEL NUMBER

- A** Select basic model.  
 \_\_\_\_\_
- B** Select edge style.  
**BN** - Flat vinyl T-edge  
**74P** - 74P edge  
 \_\_\_\_\_
- C** Select surface direction.  
**L** - Left  
**R** - Right  
 Direction is determined by the side of the work surface that has the 3" diameter leg. Calculate side based on user's normal seated position.  
 \_\_\_\_\_
- D** Select height.  
**9** - 29" high  
 \_\_\_\_\_
- E** Select horizontal wireway.  
 Add upcharge to unit price for WW option.  
**NW** - No horizontal wireway  
**WW** - Wireway  
 \_\_\_\_\_
- F** Select frame style.  
 \_\_\_\_\_

Add upcharge to unit price for WF option.

- WB** - w/ Beam
- WM** - w/ Modesty panel
- WF** - w/ Full modesty panel

**G** Select location and type of leg.

- TS** - Standard legs
- TB** - Transition leg (both)
- TL** - Transition leg (left)
- TR** - Transition leg (right)

Note: If ordering Basic Worksurface as a freestanding unit, or if only one side connects to a transitional work surface, the "TB" option for both transitional legs is not available.

**H** Select grommet option.

- Grommets are required for overhead cabinet
- OGN** - No work surface grommet
- OGY** - Yes work surface grommet

**I** Select paint color.

- BL** - Black
- LG** - Light Tone

**WG** - Warm Grey

**J** Select insert color.

- IBL** - Black insert
- ILG** - Light Tone insert
- IWG** - Warm Grey insert

Insert color also includes horizontal wireway (WW) if selected.

**K** Select laminate surface.

- LCX** - Cherry Storm
- LGE** - Grey
- LKM** - Kensington Maple
- LMR** - Misted Zephyr
- LSR** - Shadow Zephyr
- LSV** - Silicon evolv

**L** Select edge color.

- EBL** - Black
- ELG** - Light Tone
- EWG** - Warm Grey

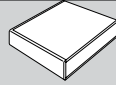
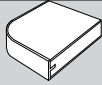
**M** Select grommet color.

- GBL** - Black grommet
- GLG** - Light Tone grommet



# 10 Days or Less - Desking

WorkZone® Basic Worksurfaces



| Approx. Packaged Weight | Flat Vinyl T-Edge (BN) | 74P Edge (74P) | Wireway add to list price | Full Modesty Panel add to list price |
|-------------------------|------------------------|----------------|---------------------------|--------------------------------------|
| 146.0#                  | \$ 1533                | \$ 1611        | \$ 53                     | \$ 83                                |

|        |         |         |       |       |
|--------|---------|---------|-------|-------|
| 144.0# | \$ 1450 | \$ 1519 | \$ 53 | \$ 83 |
|--------|---------|---------|-------|-------|

**GWG** - Warm Grey grommet

**INFORMATION**

**Order Quantity**  
Maximum WorkZone® Order Quantity - 5 worksurfaces

**SPECIAL SERVICES**

**Special Carton Marking**  
With specially marked information N/C

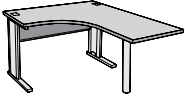
**Shipping**  
Ships **knocked down, FOB Manitowoc, WI 54220, freight prepaid.** Freight class 70.

Specifications and prices are subject to change without prior notice.

# 10 Days or Less - Desking

WorkZone® Basic Worksurfaces

| D x W x L     | MODEL NUMBER |  |                          |      |                          |                          |                          |   |                          |  |  |  |  |  |
|---------------|--------------|--|--------------------------|------|--------------------------|--------------------------|--------------------------|---|--------------------------|--|--|--|--|--|
|               | Basic Model  | Edge Style   | Dir.                     | Hgt. | WWay                     | Frame Style              | Trans. Legs              | Wrksrf. Grom.                                     | Paint Color              | Insert Color   | Lam. Color   | Edge Color   | Grom. Color  |  |
| 24 x 48 x 29" | WZSS244872   | <input type="checkbox"/> <input type="checkbox"/> <input type="checkbox"/> | <input type="checkbox"/> | 9    | <input type="checkbox"/> | <input type="checkbox"/> | <input type="checkbox"/> | <input type="checkbox"/> <input type="checkbox"/> | <input type="checkbox"/> | <input type="checkbox"/> <input type="checkbox"/> <input type="checkbox"/> | <input type="checkbox"/> <input type="checkbox"/> <input type="checkbox"/> | <input type="checkbox"/> <input type="checkbox"/> <input type="checkbox"/> | <input type="checkbox"/> <input type="checkbox"/> <input type="checkbox"/> | <input type="checkbox"/> <input type="checkbox"/> <input type="checkbox"/> |
|               |              |  |                          |      |                          |                          |                          |   |                          |  |  |  |  |  |
|               |              |  |                          |      |                          |                          |                          |   |                          |  |  |  |  |  |
|               |              |  |                          |      |                          |                          |                          |   |                          |  |  |  |  |  |
|               |              |  |                          |      |                          |                          |                          |   |                          |  |  |  |  |  |
|               |              |  |                          |      |                          |                          |                          |   |                          |  |  |  |  |  |
|               |              |  |                          |      |                          |                          |                          |   |                          |  |  |  |  |  |
|               |              |  |                          |      |                          |                          |                          |   |                          |  |  |  |  |  |
|               |              |  |                          |      |                          |                          |                          |   |                          |  |  |  |  |  |
|               |              |  |                          |      |                          |                          |                          |   |                          |  |  |  |  |  |
|               |              |  |                          |      |                          |                          |                          |   |                          |  |  |  |  |  |
|               |              |  |                          |      |                          |                          |                          |   |                          |  |  |  |  |  |
|               |              |  |                          |      |                          |                          |                          |   |                          |  |  |  |  |  |
|               |              |  |                          |      |                          |                          |                          |   |                          |  |  |  |  |  |
|               |              |  |                          |      |                          |                          |                          |   |                          |  |  |  |  |  |
|               |              |  |                          |      |                          |                          |                          |   |                          |  |  |  |  |  |
|               |              |  |                          |      |                          |                          |                          |   |                          |  |  |  |  |  |
|               |              |  |                          |      |                          |                          |                          |   |                          |  |  |  |  |  |
|               |              |  |                          |      |                          |                          |                          |   |                          |  |  |  |  |  |



- WZW**
- Square Shoe Worksurface (Right Shown)**
- Long surface is supported by 3" diameter metal support leg with adjustable glide
  - Connects to either 24" or 30" work surface
  - Adjustable glides
  - Available with 29" height only

**A B C D E F G H I J K L M**

**HOW TO ORDER**

Indicate the following information on order form:

1. Quantity of each item.
2. Model number, including options. See "How To Build a Model Number".
3. Any special service required.

- Note:
- The  indicates that a choice is required.
  - The absence of the  indicates that no choice is required.
  - Alpha-numeric characters in place of  indicate that no other alternatives are available.

**HOW TO BUILD A MODEL NUMBER**

- A** Select basic model.
  - BN** - Flat vinyl T-edge
  - 74P** - 74P edge
- B** Select edge style.
  - R** - Right
  - L** - Left

Direction is determined by the side of the worksurface that has the 3" diameter leg. Calculate side based on user's normal seated position.
- C** Select surface direction.
  - R** - Right
  - L** - Left
- D** Select height.
  - 9** - 29" high
- E** Select horizontal wireway.
  - Add upcharge to unit price for WW option.
  - NW** - No horizontal wireway
  - WW** - Wireway
- F** Select frame style.

- Add upcharge to unit price for WF option.
  - WB** - w/ Beam
  - WM** - w/ Modesty panel
  - WF** - w/ Full modesty panel
- G** Select location and type of leg.
  - TS** - Standard legs
  - TL** - Transition leg (left)
  - TR** - Transition leg (right)
  - TB** - Transition leg (both)

Note: If ordering Basic Worksurface as a freestanding unit, or if only one side connects to a transitional worksurface, the "TB" option for both transitional legs is not available.
- H** Select grommet option.
  - Grommets are required for overhead cabinet
  - OGN** - No worksurface grommet
  - OGY** - Yes worksurface grommet
- I** Select paint color.
  - BL** - Black
  - LG** - Light Tone

- J** Select insert color.
  - IBL** - Black insert
  - ILG** - Light Tone insert
  - IWG** - Warm Grey insert

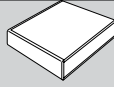
Insert color also includes horizontal wireway (WW) if selected.
- K** Select laminate surface.
  - LCX** - Cherry Storm
  - LGE** - Grey
  - LKM** - Kensington Maple
  - LMR** - Misted Zephyr
  - LSR** - Shadow Zephyr
  - LSV** - Silicon evolv
- L** Select edge color.
  - EBL** - Black
  - ELG** - Light Tone
  - EWG** - Warm Grey
- M** Select grommet color.
  - GBL** - Black grommet
  - GLG** - Light Tone grommet

**WG** - Warm Grey



# 10 Days or Less - Desking

WorkZone® Basic Worksurfaces



| Approx. Packaged Weight | Flat Vinyl T-Edge (BN) | 74P Edge (74P) | Wireway add to list price | Full Modesty Panel add to list price |
|-------------------------|------------------------|----------------|---------------------------|--------------------------------------|
| 145.0#                  | \$ 1450                | \$ 1519        | \$ 53                     | \$ 83                                |

**6WG** - Warm Grey grommet

**INFORMATION**

**Order Quantity**

Maximum WorkZone® Order Quantity - 5 worksurfaces

**SPECIAL SERVICES**

**Special Carton Marking**

With specially marked information N/C

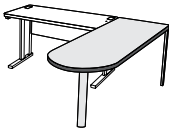
**Shipping**

Ships **knocked down, FOB Manitowoc, WI 54220, freight prepaid.** Freight class 70.

Specifications and prices are subject to change without prior notice.

# 10 Days or Less - Desking

WorkZone® Transitional Worksurfaces

| MODEL  | D x W    | MODEL NUMBER |   |        |                          |                          |   |   | Approx. Packaged Weight |
|--|----------|--------------|---|--------|--------------------------|--------------------------|---|---|-------------------------|
|  |          | Basic Model  | Edge Style  | Height | Frame Style              | Paint Color              | Laminate Color                                    | Edge Color  |                         |
|  <p><b>Peninsula Side Mount Worksurface</b></p> <ul style="list-style-type: none"> <li>• 3" diameter metal support leg</li> <li>• When specifying peninsula side mount worksurface a transitional leg must be ordered on the basic surface to which it will connect</li> <li>• Wireway option not available</li> <li>• Available with 29" height only</li> </ul> | 30 x 60" | WPW3060S     | <input type="checkbox"/> <input type="checkbox"/> | 9      | <input type="checkbox"/> | <input type="checkbox"/> | <input type="checkbox"/> <input type="checkbox"/> | <input type="checkbox"/> <input type="checkbox"/> | 71.0#                   |
|  |          |              |   |        |                          |                          |   |   |                         |
|  |          |              |   |        |                          |                          |   |   |                         |
|  |          |              |   |        |                          |                          |   |   |                         |
|  |          |              |   |        |                          |                          |   |   |                         |

WPW

**A B C D E F G**

## HOW TO ORDER

Indicate the following information on order form:

1. Quantity of each item.
2. Model number, including options. See "How To Build a Model Number".
3. Any special service required.

Note: • The  indicates that a choice is required.

- The absence of the  indicates that no choice is required.
- Alpha-numeric characters in place of  indicate that no other alternatives are available.

## HOW TO BUILD A MODEL NUMBER

- A** Select basic model.
  - BN** - Flat vinyl T-edge
  - 74P** - 74P edge
- C** Select height.
  - 9** - 29" high
- D** Select frame style.
  - Add upcharge to unit price for WF option.
  - WB** - w/ Beam
  - WM** - w/ Modesty panel
  - WF** - w/ Full modesty panel
- E** Select paint color.
  - BL** - Black
  - LG** - Light Tone
  - WG** - Warm Grey
- F** Select laminate surface.
  - LCX** - Cherry Storm
  - LGE** - Grey

- LKM** - Kensington Maple
- LMR** - Misted Zephyr
- LSR** - Shadow Zephyr
- LSV** - Silicon evolv

- G** Select edge color.
  - EBL** - Black
  - ELG** - Light Tone
  - EWG** - Warm Grey

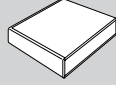
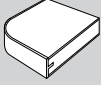
## INFORMATION

**Order Quantity**  
Maximum WorkZone® Order Quantity - 5 worksurfaces



# 10 Days or Less - Desking

WorkZone® Transitional Worksurfaces



Flat Vinyl T-Edge  
(BN)  
\$ 725

74P Edge  
(74P)  
\$ 762

Full  
Modesty  
Panel  
add to list  
price  
\$ 51

**SPECIAL SERVICES**

**Special Carton Marking**

With specially marked information N/C

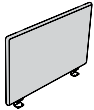
**Shipping**

Ships **knocked down, FOB Manitowoc, WI 54220, freight prepaid.** Freight class 70.

Specifications and prices are subject to change without prior notice.

# 10 Days or Less - Desking

WorkZone® Components Privacy Screens

| MODEL  | Features | W x H    | MODEL NUMBER |                          |                          | Approx. Packaged Weight |
|--|----------|----------|--------------|--------------------------|--------------------------|-------------------------|
|  |          |          | Basic Model  | Trim Color               | Fabric Color             |                         |
|  <p>WZPR</p> <p><b>Basic Privacy Screen</b></p> <ul style="list-style-type: none"> <li>For use on WZUS, WZUL, WZUF and WUSS overheads only: not for use on Balance® overheads(BLCS, BLCL and BLCF)</li> <li>1" thick screen upholstered with tackable fabric</li> <li>Painted steel mounting brackets</li> <li>Screens available for all worksurfaces and transitional surfaces</li> <li>Field installable</li> <li>Provides seated privacy</li> <li>WZP60 has two 30" privacy screens with connector</li> <li>Provides 3/4" space between screen and worksurface for cables</li> </ul> | Basic    | 24 x 19" | WZP24        | <input type="checkbox"/> | <input type="checkbox"/> | 13.0#                   |
|  | Basic    | 30 x 19" | WZP30        | <input type="checkbox"/> | <input type="checkbox"/> | 15.0#                   |
|  | Basic    | 36 x 19" | WZP36        | <input type="checkbox"/> | <input type="checkbox"/> | 17.0#                   |
|  | Basic    | 48 x 19" | WZP48        | <input type="checkbox"/> | <input type="checkbox"/> | 21.0#                   |
|  | Basic    | 60 x 19" | WZP60        | <input type="checkbox"/> | <input type="checkbox"/> | 30.0#                   |
|  |          |          |              |                          |                          |                         |

**A**   **B**   **C**

## HOW TO ORDER

Indicate the following information on order form:

- Quantity of each item.
- Model number, including options. See "How To Build a Model Number".
- Any special service required.

Note: • The  indicates that a choice is required.

- The absence of the  indicates that no choice is required.
- Alpha-numeric characters in place of  indicate that no other alternatives are available.

## HOW TO BUILD A MODEL NUMBER

- A** Select basic model.
 

|    |              |
|----|--------------|
| BL | - Black      |
| LG | - Light Tone |
| WG | - Warm Grey  |
- B** Select trim color.
 

|    |              |
|----|--------------|
| BL | - Black      |
| LG | - Light Tone |
| WG | - Warm Grey  |
- C** Select fabric.
 

|      |            |
|------|------------|
| S2AA | - Angora   |
| S2AD | - Asteroid |
| S2BH | - Birch    |
| S2FL | - Fossil   |
| S2GE | - Graphite |

## INFORMATION

**Order Quantity**  
 Maximum WorkZone® Order Quantity - 5  
 privacy screens





# 10 Days or Less - Desking

WorkZone® Components Privacy Screens

Delivered  
Pricing  
Fabric Grade  
1

\$ 405  
416  
431  
483  
750

### SPECIAL SERVICES

#### Special Carton Marking

With specially marked information N/C

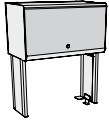
#### Shipping

Ships **knocked down, FOB Manitowoc, WI 54220, freight prepaid.** Freight class 70.

Specifications and prices are subject to change without prior notice.

# 10 Days or Less - Desking

WorkZone® Components Universal Overhead Storage



WZUF

**MODEL**

**W x H x D**

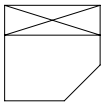
**Universal Overhead Cabinet with Fabric Door**

- The KI Universal Overhead allows users the option to interchange from a WorkZone® desk mount solution to a KI office panel system
- Steel end panels, bottom and top shelf with powder-coated finish
- Fabric-covered door
- Double bit lock is included with key alike option
- End panel bracket design prevents accidental dislodging of components
- Shelf depth is 13-1/4"
- Door stores recessed with handle exposed
- 66" overhead has one 30" door and one 36" door with a support offset 6" from the center of the worksurface
- 72" overhead has 36" doors and middle support upright
- For use with fixed height worksurfaces
- Concealed vertical wire management
- Secured to steel legs by concealed mounting brackets
- Accepts shelf divider
- Cannot be mounted on tables with casters
- 66" and 72" wide overhead are not available on WorkZone® frames with beams

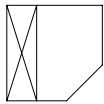
|             |          | MODEL NUMBER             |                          |                          |                          |                          |  |  |
|-------------|----------|--------------------------|--------------------------|--------------------------|--------------------------|--------------------------|--|--|
| Basic Model | Assembly | Overhead Type            | Paint Color              | Insert Color             | Fabric Color             | Key Option               |  |  |
| WZUF30      | U        | OS                       | <input type="checkbox"/> | <input type="checkbox"/> | <input type="checkbox"/> | <input type="checkbox"/> |  |  |
| WZUF36      | U        | <input type="checkbox"/> | <input type="checkbox"/> | <input type="checkbox"/> | <input type="checkbox"/> | <input type="checkbox"/> |  |  |
| WZUF48      | U        | <input type="checkbox"/> | <input type="checkbox"/> | <input type="checkbox"/> | <input type="checkbox"/> | <input type="checkbox"/> |  |  |
| WZUF60      | U        | OS                       | <input type="checkbox"/> | <input type="checkbox"/> | <input type="checkbox"/> | <input type="checkbox"/> |  |  |

**OCR-OCL**

- OCR = Overhead right OCL = Overhead left



OCR



OCL

**A B C D E F G**

**HOW TO ORDER**

Indicate the following information on order form:

1. Quantity of each item.
2. Model number, including options. See "How To Build a Model Number".
3. Any special service required.

Note: • The  indicates that a choice is required.

- The absence of the  indicates that no choice is required.
- Alpha-numeric characters in place of  indicate that no other alternatives are available.

**HOW TO BUILD A MODEL NUMBER**

- A** Select basic model.
  - U - Unassembled
- B** Select assembly option.
- C** Select overhead type.
  - OS - Overhead standard
  - OCL - Corner overhead left
  - OCR - Corner overhead right
- D** Select paint color.
  - BL - Black
  - LG - Light Tone
  - WG - Warm Grey
- E** Select insert color.
  - IBL - Black insert
  - ILG - Light Tone insert
  - IWG - Warm Grey insert
- F** Select fabric.
  - S2AA - Angora
  - S2AD - Asteroid

|      |                    |
|------|--------------------|
| S2BH | - Birch            |
| S2FL | - Fossil           |
| S2GE | - Graphite         |
| G    | Select key option. |
| KS   | - Key standard     |
| NLC  | - No lock core     |
| KA   | - Key alike        |

**INFORMATION**

**Order Quantity**  
Maximum WorkZone® Order Quantity - 5 overheads



# 10 Days or Less - Desking

WorkZone® Components Universal Overhead Storage

| Approx. Packaged Weight | Delivered Pricing Fabric Grade 1 |
|-------------------------|----------------------------------|
| 73.0#                   | \$ 957                           |
| 81.0#                   | 988                              |
| 99.0#                   | 1035                             |
| 116.0#                  | 1210                             |

### SPECIAL SERVICES

#### Special Carton Marking

With specially marked information N/C

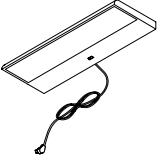
#### Shipping

Ships **knocked down, FOB Manitowoc, WI 54220, freight prepaid.** Freight class 70.

Specifications and prices are subject to change without prior notice.

# 10 Days or Less - Deskling

WorkZone® Components Universal Tasklight

| MODEL   | W   | MODEL NUMBER |      | Approx. Packaged Weight |
|---|-----|--------------|------|-------------------------|
|   |     | Basic Model  |      |                         |
|  <p>HRDPT</p> <p><b>Universal Overhead Task Light</b></p> <ul style="list-style-type: none"> <li>• Attaches to the bottom of overhead storage cabinet or shelf</li> <li>• Task lights are specified by the cabinet width to which they are attached. See "INFORMATION" at bottom of price list page for sizing chart.</li> <li>• Attachment hardware included</li> <li>• Electronic NPF ballast</li> <li>• T5 Florescent bulb</li> <li>• Center located, 9' cord with 90 degree, 3 prong plug</li> <li>• Center located, two position rocker switch</li> <li>• Cord and power switch on 24" wide located left of center</li> <li>• Standard color of casing is black</li> </ul> | 24" | TLT5.24      | 3.9# |                         |
|   | 36" | TLT5.36      | 5.3# |                         |
|   | 48" | TLT5.48      | 6.7# |                         |

**A**

## HOW TO ORDER

Indicate the following information on order form:

1. Quantity of each item.
2. Model number, including options. See "How To Build a Model Number".
3. Any special service required.

Note: • The  indicates that a choice is required.

- The absence of the  indicates that no choice is required.
- Alpha-numeric characters in place of  indicate that no other alternatives are available.

## HOW TO BUILD A MODEL NUMBER

**A** Select basic model.

## INFORMATION

### TASK LIGHT CABINET WIDTH

| Cabinet Width | Light Width |
|---------------|-------------|
| 24"           | 18"         |
| 30"           | 24"         |
| 36"           | 24"         |
| 42"           | 36"         |
| 48"           | 36"         |
| 54"           | 48"         |
| 60"           | 48"         |
| 66"           | (2)24"      |
| 72"           | (2)24"      |

## INFORMATION

### Order Quantity

Maximum WorkZone® Order Quantity - 5 tasklights



# 10 Days or Less - Desking

WorkZone® Components Universal Tasklight

Delivered  
Pricing

\$ 82  
89  
98

**SPECIAL SERVICES**

**Special Carton Marking**

With specially marked information N/C

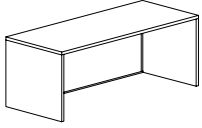
**Shipping**

Ships **knocked down, FOB Manitowoc, WI 54220, freight prepaid.** Freight class 100.

Specifications and prices are subject to change without prior notice.

# 10 Days or Less - Desking

700 Series® Desk - Product Offering



**Desks**

Full or Partial Modesty Panel

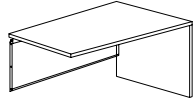
D W H

24 x 60 x 29

24 x 72 x 29

30 x 60 x 29

30 x 72 x 29



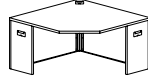
**Returns**

Full or Partial Modesty Panel

D W H

24 x 36 x 29

24 x 42 x 29

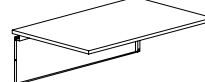


**Corners**

Full or Partial Modesty Panel

D W H

24 x 42 x 29



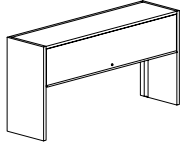
**Bridges**

Full or Partial Modesty Panel

D W H

20 x 48 x 29

24 x 48 x 29



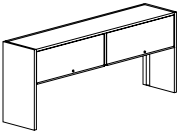
**Storage**

Overheads

(Closed Storage)

W D H

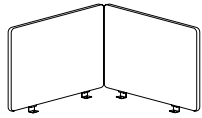
60 x 14 x 36



Overheads

(Closed Storage)

72 x 14 x 36



Corner

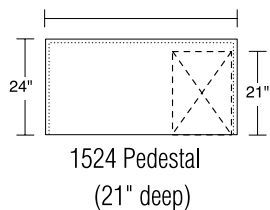
W H

42 x 36

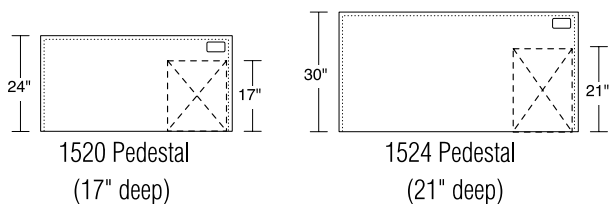


## Pedestal Options Depth

When no grommets are specified:



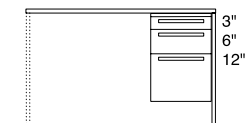
When worksurface or end panel grommets are specified:



Dimensions are nominal. Contact customer service for exact dimensions.

## Pedestal Height Option

### 29" High Worksurfaces



Pencil/Box/File Hanging

When ordering a desk shell or return with a partial modesty, Box/File hanging pedestals are recommended. Otherwise pedestals will hang below the partial modesty.

# 10 Days or Less - Desking

## 700 Series® Desk - Specifications

### 700 Series® Desk Specifications

The 700 Series® Desk line is a free standing, modular system of desks, returns, bridges, credenzas, corner units and overhead storage components. Designed for flexibility, it can be set up to suit differing customer requirements. It is shipped knock-down and accepts 700 Series® or U-Series® Pedestals.

### Worksurfaces

Worksurfaces shall be 1-1/4" thick laminate top with a particle board core. Edge treatments shall be 74P polypropylene. All tops shall be pre-drilled for mounting of end panels, modesty panels, wire management channels, return or bridge connectors and hanging or worksurface supporting pedestals. Worksurfaces shall be available with left and right grommet options.

### Desk Shells

Desk shells shall consist of a worksurface top, two end panels, full or partial modesty panel and wire management channel. Desks are available in depths of 24" and 30" and widths of 60" and 72" and shall be 29" high. The desk shall accept a variety of hanging or worksurface supporting pedestals.

### End Panels

Desk, return, corner, and credenza end panels shall be floor height and feature double-wall construction. The outer panel shall be 20-gauge with double flanges formed on both vertical edges and single flanges formed on the top and bottom. The inner panel shall be 20-gauge with flanges formed on all edges. Two keyhole pads of 16-gauge shall be welded into the top of the end panel to interface with shoulder screws for mounting to the top. The outer and inner panels shall be spot welded together, as well as fastened together at the bottom with the nut inserts that accept the leveling glides. All end panels shall feature prepunched holes through two metal thickness for connecting modesty panels.

Desks and corners shall be 29" high. Returns and bridges shall be available in 29" high. Both interface with the desk or corner unit with 16-gauge connectors that are screwed to the tops.

### Modesty Panels

Desk, return, corner, bridge and credenza modesty panels shall span the full width of the unit connecting to the end panels. The modesty panels shall be spaced down from the top by 1-5/8" to allow for the routing of cables. They shall be available in full floor length, for privacy, or partial, which is spaced up off the floor by 8-3/8" for outlet access and increased air circulation. All modesty panels shall be 20-gauge with double flanges formed along the top and bottom. Desk shall have single flanges formed on both vertical edges. Return panels shall have offset flanges formed on one end and a single flange on the other. Bridge panels shall have offset flanges formed on both ends. The vertical flanges of all modesty panels have prepunched holes

for connecting to the end panels.

### Wire Management

Desks, returns, corners and bridges shall be equipped with a wire management channel. This 20-gauge channel shall have the bottom edge hemmed for safety and strength. The wire management channel shall fasten to the underside of the top and run between end panels.

### Returns

Returns shall be the same construction as the desk and credenza worksurfaces. Returns consist of a top, end panel, full or partial modesty panel and wire management channel. They are available in depths of 24". A 24" deep return is available in widths of 36" and 42" and shall be 29" high. One level connector will be included with each return.

### Bridges

Bridge worksurfaces shall be the same construction as the desk and credenza worksurfaces. Bridges consist of a top, full or partial modesty panel and wire management channel. They are available in depths of 20" and 24" and width of 48" and shall be 29" high. Two level connectors shall be included with 29" high units.

### Corner Units

Corner units shall accept 29" high returns and bridges. The corner units shall be 24" deep and 42" wide. The modesty panels shall be 20-gauge and consist of two end panels with one leveling glide each and two side panels with two leveling glides each. The end panel and side panels shall have double flanges formed along the bottom and both vertical edges. A single flange with prepunched holes shall have double flanges formed on the top and bottom and single flanges on the vertical edges. It shall be spaced down from the top by 1-5/8" to allow for the routing of cables.

### Overhead Storage

Units shall be standard with an open back allowing for interaction in a group situation. Overhead storage shall be available in an open or closed style. The closed style overhead storage shall have one door on 60" and two doors on 72". The door shall have a lock as standard. The closed overhead doors are available in steel.

### Key Options

There are various key options available depending on the component model. The key alike option (KA) allows multiple components of a workstation to be keyed alike. The key standard option (KS) allows each component to have its own randomly selected key number shipped with the individual component. The No lock core (NLC) provides more flexibility in keying workstations alike. All locks and keys for the individual components specified with no lock core will be packaged separately from the components. The location of the lock core and corresponding numbered key will be determined upon installation.

### Fabric

Fabric will be applied as swatched by the fabric manufacturer.





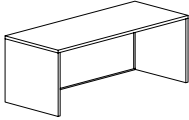
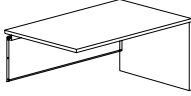

# 10 Days or Less - Desking

700 Series® Desk - Specifications



# 10 Days or Less - Desking

700 Series® Desk - Desk/Returns/Corner

| MODEL  | D x W x H     | MODEL NUMBER |            |                          |                          |                          |                          |                          |
|--|---------------|--------------|------------|--------------------------|--------------------------|--------------------------|--------------------------|--------------------------|
|  |               | Basic Model  | Edge Style | Modesty Panel            | Grommets                 | Desk Color               | Laminate Color           | Trim/Edge Color          |
| <br>7DWSU<br><b>Desk</b><br>• Consists of top, two end modesty panels, wire management channel and required hardware<br>• Wire management access between top and modesty panel<br>• Full modesty panels extend to the floor, partial modesty panels are raised off floor 8-3/8"<br>• Modesty panels on 36" deep desks are set in 6"<br>• Pedestals to be specified separately<br>• Available 29" high only | 24 x 60 x 29" | 7D/D2460     | 74P        | <input type="checkbox"/> | <input type="checkbox"/> | <input type="checkbox"/> | <input type="checkbox"/> | <input type="checkbox"/> |
|  | 24 x 72 x 29" | 7D/D2472     | 74P        | <input type="checkbox"/> | <input type="checkbox"/> | <input type="checkbox"/> | <input type="checkbox"/> | <input type="checkbox"/> |
|  | 30 x 60 x 29" | 7D/D3060     | 74P        | <input type="checkbox"/> | <input type="checkbox"/> | <input type="checkbox"/> | <input type="checkbox"/> | <input type="checkbox"/> |
|  | 30 x 72 x 29" | 7D/D3072     | 74P        | <input type="checkbox"/> | <input type="checkbox"/> | <input type="checkbox"/> | <input type="checkbox"/> | <input type="checkbox"/> |
|  |               |              |            |                          |                          |                          |                          |                          |
| <br>7DWSU<br><b>Returns</b><br>• Consists of top, end panel, modesty panel, wire management channel and required hardware<br>• Field changeable Right or Left<br>• Includes level connector<br>• Partial modesty panels are raised off floor 8-3/8"<br>• Wire management access between top and modesty panel<br>• Available in 29" height only  | 24 x 36 x 29" | 7D/R2436     | 74P        | <input type="checkbox"/> | <input type="checkbox"/> | <input type="checkbox"/> | <input type="checkbox"/> | <input type="checkbox"/> |
|  | 24 x 42 x 29" | 7D/R2442     | 74P        | <input type="checkbox"/> | <input type="checkbox"/> | <input type="checkbox"/> | <input type="checkbox"/> | <input type="checkbox"/> |
| <br>7DWSU<br><b>Corner</b><br>• Consists of top, two end panels, two modesty panels and required hardware<br>• Full modesty panels extend to floor, partial modesty panels are raised off floor 8-3/8"<br>• Wire management access between top and modesty panel<br>• Includes end panel grommets for wire pass-through<br>• Includes a center grommet<br>• Available in 29" high only                    | 24 x 42 x 29" | 7D/CU2442    | 74P        | <input type="checkbox"/> | G                        | <input type="checkbox"/> | <input type="checkbox"/> | <input type="checkbox"/> |

**A**      **B**      **C**      **D**      **E**      **F**      **G**

## HOW TO ORDER

Indicate the following information on order form:

- Quantity of each item.
- Model number, including options. See "How To Build a Model Number".
- Any special service required.

Note: • The  indicates that a choice is required.

- The absence of the  indicates that no choice is required.
- Alpha-numeric characters in place of  indicate that no other alternatives are available.

## HOW TO BUILD A MODEL NUMBER

- A** Select basic model.  
\_\_\_\_\_
- B** Select edge style.  
74P - 74P edge  
\_\_\_\_\_
- C** Select modesty panel style.  
P - Partial  
F - Full  
\_\_\_\_\_
- D** Select grommet option.  
NG - No grommets  
G - Grommets - left and right; add \$66  
\_\_\_\_\_
- E** Select desk color.  
BL - Black  
LG - Light Tone  
WG - Warm Grey  
\_\_\_\_\_
- F** Select laminate color.  
LCX - Cherry Storm  
LGE - Grey  
LKM - Kensington Maple  
\_\_\_\_\_

- LMR - Misted Zephyr
- LSR - Shadow Zephyr
- LSV - Silicon evolv

- G** Select trim/edge color.  
TBL - Black edge/grommet  
TLG - Light Tone edge/grommet  
TWG - Warm Grey edge/grommet  
Color selection will also apply to the accessory color and grommet color.

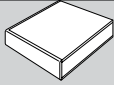
## INFORMATION

**Order Quantity**  
Maximum 700 Series® Desk Order Quantity - 5 desks



# 10 Days or Less - Desking

700 Series® Desk - Desk>Returns/Corner



| Approx. Packaged Weight | 74P Edge (74P) |
|-------------------------|----------------|
| 104.0#                  | \$ 976         |
| 118.0#                  | 1093           |
| 127.0#                  | 1168           |
| 144.0#                  | 1262           |

|       |        |
|-------|--------|
| 67.0# | \$ 853 |
| 73.0# | 899    |

|        |         |
|--------|---------|
| 103.0# | \$ 1228 |
|--------|---------|

**SPECIAL SERVICES**

**Special Carton Marking**

With specially marked information N/C

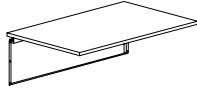
**Shipping**

Ships **knocked down, FOB Pembroke, ON K8A OE1, freight prepaid.** Freight class 70.

Specifications and prices are subject to change without prior notice.

# 10 Days or Less - Desking

700 Series® Desk - Bridges

| MODEL   | D x W x H     | MODEL NUMBER |            |                          |                          |                          |                          |                          |
|---|---------------|--------------|------------|--------------------------|--------------------------|--------------------------|--------------------------|--------------------------|
|   |               | Basic Model  | Edge Style | Modesty Panel            | Grommets                 | Desk Color               | Laminate Color           | Trim/Edge Color          |
|  <p>7DWSU</p> <p><b>Bridges</b></p> <ul style="list-style-type: none"> <li>• Consists of top, modesty panel, wire management channel and required hardware</li> <li>• Includes two level connectors</li> <li>• Full modesty panels extend to the floor, partial modesty panels are raised off floor 8-3/8"</li> <li>• Wire management access between top and modesty panel</li> <li>• Available in 29" height only</li> </ul> | 20 x 48 x 29" | 7D/B2048     | 74P        | <input type="checkbox"/> | <input type="checkbox"/> | <input type="checkbox"/> | <input type="checkbox"/> | <input type="checkbox"/> |
|   | 24 x 48 x 29" | 7D/B2448     | 74P        | <input type="checkbox"/> | <input type="checkbox"/> | <input type="checkbox"/> | <input type="checkbox"/> | <input type="checkbox"/> |
|   |               |              |            |                          |                          |                          |                          |                          |
|   |               |              |            |                          |                          |                          |                          |                          |
|   |               |              |            |                          |                          |                          |                          |                          |
|   |               |              |            |                          |                          |                          |                          |                          |
|   |               |              |            |                          |                          |                          |                          |                          |
|   |               |              |            |                          |                          |                          |                          |                          |

**A**   **B**   **C**   **D**   **E**   **F**   **G**

## HOW TO ORDER

Indicate the following information on order form:

1. Quantity of each item.
2. Model number, including options. See "How To Build a Model Number".
3. Any special service required.

Note: • The  indicates that a choice is required.

- The absence of the  indicates that no choice is required.
- Alpha-numeric characters in place of  indicate that no other alternatives are available.

## HOW TO BUILD A MODEL NUMBER

- A** Select basic model.  
\_\_\_\_\_
- B** Select edge style.  
**74P** - 74P edge
- C** Select modesty panel style.  
**P** - Partial  
**F** - Full
- D** Select grommet option.  
**NG** - No grommets  
**G** - Grommets - left and right; add \$66
- E** Select desk color.  
**BL** - Black  
**LG** - Light Tone  
**WG** - Warm Grey
- F** Select laminate color.  
**LCX** - Cherry Storm  
**LGE** - Grey  
**LKM** - Kensington Maple

- LMR** - Misted Zephyr
- LSR** - Shadow Zephyr
- LSV** - Silicon evolv

- G** Select trim/edge color.  
**TBL** - Black edge/grommet  
**TLG** - Light Tone edge/grommet  
**TWG** - Warm Grey edge/grommet
- Color selection will also apply to the accessory color and grommet color.

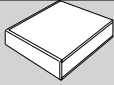
## INFORMATION

**Order Quantity**  
Maximum 700 Series® Desk Order Quantity - 5 desks



# 10 Days or Less - Desking

700 Series® Desk - Bridges



| Approx.<br>Packaged<br>Weight | 74P Edge<br>(74P) |
|-------------------------------|-------------------|
| 63.0#                         | \$ 859            |
| 70.0#                         | 859               |

## SPECIAL SERVICES

### Special Carton Marking

With specially marked information N/C

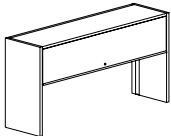
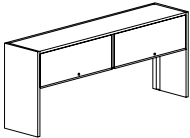
### Shipping

Ships **knocked down, FOB Pembroke, ON K8A OE1, freight prepaid.** Freight class 70.

Specifications and prices are subject to change without prior notice.

# 10 Days or Less - Desking

700 Series® Desk - Overhead Storage

|   | MODEL  | W x D x H     | MODEL NUMBER |                          |                          |                          | Approx. Packaged Weight |
|---|--|---------------|--------------|--------------------------|--------------------------|--------------------------|-------------------------|
|   |  |               | Basic Model  | Enamel Color             | Assembly                 | Key Option               |                         |
|  <p>7DOSU</p> | <b>Closed Overhead (one door) - Steel</b> <ul style="list-style-type: none"> <li>For use on rectangular worksurface</li> <li>Clearance between overhead and work-surfaces is 19" to underside of self</li> <li>Formed steel wire management in end panels for cord access</li> <li>Doors recede inside overhead on rack and pinion system</li> <li>Overhead will accommodate task lights</li> <li>Tackboard/Screen, if any, must be ordered separately</li> </ul>        | 60 x 14 x 36" | 7D/OSD60/S   | <input type="checkbox"/> | <input type="checkbox"/> | <input type="checkbox"/> | 105.0#                  |
|  <p>7DOSU</p> | <b>Closed Overhead (two doors) - Steel</b> <ul style="list-style-type: none"> <li>For use on rectangular worksurfaces</li> <li>Clearance between overhead and work-surfaces is 19" to underside of shelf</li> <li>Formed steel wire management in end panels for cord access</li> <li>Two doors recede inside overhead on rack and pinion system</li> <li>Overhead will accommodate task lights</li> <li>Tackboard/Screen, if any, must be ordered separately</li> </ul> | 72 x 14 x 36" | 7D/OSD72/S   | <input type="checkbox"/> | <input type="checkbox"/> | <input type="checkbox"/> | 123.0#                  |
|   |  |               | <b>A</b>     | <b>B</b>                 | <b>C</b>                 | <b>D</b>                 |                         |

## HOW TO ORDER

Indicate the following information on order form:

- Quantity of each item.
- Model number, including options. See "How To Build a Model Number".
- Any special service required.

Note: • The  indicates that a choice is required.

- The absence of the  indicates that no choice is required.
- Alpha-numeric characters in place of  indicate that no other alternatives are available.

## HOW TO BUILD A MODEL NUMBER

**A** Select basic model.

**B** Select enamel color.

- |           |              |
|-----------|--------------|
| <b>BL</b> | - Black      |
| <b>LG</b> | - Light Tone |
| <b>WG</b> | - Warm Grey  |

**C** Select assembly option.

- |            |                        |
|------------|------------------------|
| <b>UAS</b> | - Unassembled          |
| <b>WAS</b> | - Assembled; add \$137 |

**D** Select key option.

- |            |                |
|------------|----------------|
| <b>KS</b>  | - Key standard |
| <b>NLC</b> | - No lock core |
| <b>KA</b>  | - Key alike    |

## INFORMATION

### Order Quantity

Maximum 700 Series® Desk Order Quantity  
- 5 overheads



# 10 Days or Less - Desking

700 Series® Desk - Overhead Storage

Delivered  
Pricing  
\$ 1023

\$ 1262

### SPECIAL SERVICES

#### Special Carton Marking

With specially marked information    N/C

#### Shipping

Ships **knocked down, FOB Pembroke, ON K8A OE1, freight prepaid.** Freight class 70.

Specifications and prices are subject to change without prior notice.

## Index

| Model No.       | Description  | Page | Model No.   | Description   | Page |
|-----------------|--|------|-------------|---|------|
| 1323/NC         | Sela®: Lounge Chair  | 98   |             | Height): Double Chevron Tables - 30"D   | 134  |
| 1333/NC         | Sela®: Loveseat  | 98   | PIFG60      | Pirouette® Tables - Fixed-Guitar Pick-29" High (Standard Height): Guitar Pick Tables - 60"          | 136  |
| 1343/NC         | Sela®: Sofa  | 98   |             |   |      |
| 4C84S0          | FourC™: FourC Task Chair   | 34   | PIFR1848T   | Pirouette® Tables - Fixed-Rectangular-29" High (Training): Rectangular Tables - 18"D                | 128  |
| 4C94S0          | FourC™: FourC Task Stool   | 34   |             |   |      |
| 7D/B2048        | 700 Series® Desk - Bridges: Bridges  | 194  | PIFR2448T   | Pirouette® Tables - Fixed-Rectangular-29" High (Training): Rectangular Tables - 24"D                | 128  |
| 7D/CU2442       | 700 Series® Desk - Desk>Returns/Corner: Corner   | 192  |             |   |      |
| 7D/D2460        | 700 Series® Desk - Desk>Returns/Corner: Desk   | 192  | PIFR3048T   | Pirouette® Tables - Fixed-Rectangular-29" High (Training): Rectangular Tables - 30"D                | 128  |
| 7D/OSD60/S      | 700 Series® Desk - Overhead Storage: Closed Overhead (one door) - Steel                      | 196  | PIFR4296    | Pirouette® Tables - Fixed-Rectangular-29" High (Conference): Rectangular Conference Tables - 42"D   | 130  |
| 7D/OSD72/S      | 700 Series® Desk - Overhead Storage: Closed Overhead (two doors) - Steel                     | 196  | PIFS3072    | Pirouette® Tables - Fixed-Scale Up-29" High (Standard Height): Scale Up Tables - 30"D               | 142  |
| 7D/R2436        | 700 Series® Desk - Desk>Returns/Corner: Returns  | 192  |             |   |      |
| ALTCLA          | Altus®: Altus® Conference Chair  | 6    | PIFXRD30    | Pirouette® Tables - Fixed-Round-29" High (Standard Height): Round Tables - Fixed, 29" High          | 140  |
| ALTMAA          | Altus®: Altus® Mesh Task Chair   | 6    |             |   |      |
| CSD.BL          | Strive®: High Density: Transport Dolly   | 20   | PIFSXQ30    | Pirouette® Tables - Fixed-Square-29" High (Standard Height): Square Tables - Fixed, 29" High        | 138  |
| DL3060          | DuraLite® Lightweight Folding Tables: Rectangular Tables, Fixed Height                       | 102  | PINCV1860   | Pirouette® Tables - Nesting-Chevron-29" High (Standard Height): Chevron Tables - 18"D               | 146  |
| DLR60           | DuraLite® Lightweight Folding Tables: Round Tables, Fixed Height                             | 102  | PINCV2460   | Pirouette® Tables - Nesting-Chevron-29" High (Standard Height): Chevron Tables - 24"D               | 146  |
| DN1100          | Doni®: Four-Leg Armless Chair  | 56   |             |   |      |
| DN2100          | Doni®: Four-Leg Armless Chair with Casters   | 58   | PINCV3060   | Pirouette® Tables - Nesting-Chevron-29" High (Standard Height): Chevron Tables - 30"D               | 146  |
| DN3100          | Doni®: Sled Base Armless Chair   | 60   |             |   |      |
| DN5100          | Doni®: Task Armless Chair  | 28   | PINDC2460   | Pirouette® Tables - Nesting-Double Chevron-29" High (Standard Height): Double Chevron Tables - 24"D | 148  |
| DN6100          | Doni®: Task Armless Stool  | 30   | PINDC3060   | Pirouette® Tables - Nesting-Double Chevron-29" High (Standard Height): Double Chevron Tables - 30"D | 148  |
| DNCD.BL         | Doni®: Transport Dolly   | 62   |             |   |      |
| DNZ100          | Doni®: Wire Tower Base Armless Chair   | 24   | PINH48      | Pirouette® Tables - Nesting-Half Round-29" High (Standard Height): Half Round Tables - 24"D         | 152  |
| GCD.BL          | Grazie®: Transport Dolly   | 68   | PINH60      | Pirouette® Tables - Nesting-Half Round-29" High (Standard Height): Half Round Tables - 30"D         | 152  |
| GLNAP           | Grazie®: Four-Leg Armless Chair  | 66   |             |   |      |
| GLNAPC          | Grazie®: Four-Leg Armless Chair with Casters   | 66   | PINR1848T   | Pirouette® Tables - Nesting-Rectangular-29" High (Training): Rectangular Tables - 18"D              | 144  |
| GPDNAP          | Grazie®: Task Armless Chair  | 38   | PINR2448T   | Pirouette® Tables - Nesting-Rectangular-29" High (Training): Rectangular Tables - 24"D              | 144  |
| GPSNAP          | Grazie®: Task Armless Stool  | 38   |             |   |      |
| GSNAP           | Grazie®: Sled Base Armless Chair   | 68   | PINR3048T   | Pirouette® Tables - Nesting-Rectangular-29" High (Training): Rectangular Tables - 30"D              | 144  |
| KI62/NA         | Impress®: Impress® Task Chair  | 42   | PINRD42     | Pirouette® Tables - Nesting-Round-29" High (Standard Height): Round Tables - 42"D                   | 150  |
| KI74/NA         | Impress® Ultra: Impress® Ultra Task Chair - Mid Back   | 46   | PINRD48     | Pirouette® Tables - Nesting-Round-29" High (Standard Height): Round Tables - 48"D                   | 150  |
| KI78/NA         | Impress® Ultra: Impress® Ultra Task Chair - High Back  | 46   |             |   |      |
| MP18R/CGL/FC    | MyPlace™: 18" Round - Contrast   | 80   | PLLT4272    | Pillar™ Tables - Large Rectangular - 29" High, 42" and 48" Deep: Rectangular Tables - 42"D and 48"D | 114  |
| MP18R/CGL/NC    | MyPlace™: 18" Round - Non-contrast   | 80   |             |   |      |
| MP26R/CGL/FC    | MyPlace™: 26" Round - Contrast   | 82   | PLRD36      | Pillar™ Tables - Round - 29" High: Round Tables - 29"H  | 120  |
| MP26R/CGL/NC    | MyPlace™: 26" Round - Non-contrast   | 82   | PLRN244830  | Pillar™ Tables - Reduction 29" High, 24-30 and 30-24: Reduction Tables - 24-30                      | 116  |
| MP5S/CGL/FC     | MyPlace™: Five S with Back- Contrast   | 90   | PLRN306024  | Pillar™ Tables - Reduction 29" High, 24-30 and 30-24: Reduction Tables - 30-24                      | 116  |
| MP5S/CGL/NC     | MyPlace™: Five S with Back - Non-contrast  | 90   |             |   |      |
| MPCRE/CGL/FC    | MyPlace™: Crescent - Contrast  | 84   | PLRT2436    | Pillar™ Tables - Rectangular - 29" High, 24",30" and 36" Deep: Rectangular Tables - 24"D            | 112  |
| MPCRE/CGL/NC    | MyPlace™: Crescent - Non-contrast  | 84   |             |   |      |
| MPCRN/LF/CGL/FC | MyPlace™: Corner with Back - Contrast, Left-Facing Seat Uph. Direction                       | 92   | PLRT3048    | Pillar™ Tables - Rectangular - 29" High, 24",30" and 36" Deep: Rectangular Tables - 30"D            | 112  |
| MPCRN/LF/CGL/NC | MyPlace™: Corner with Back - Non-contrast, Left-Facing Seat Uph. Direction                   | 92   |             |   |      |
| MPCRN/RF/CGL/FC | MyPlace™: Corner with Back - Contrast, Right-Facing Seat Uph. Direction                      | 94   | PLRT3648    | Pillar™ Tables - Rectangular - 29" High, 24",30" and 36" Deep: Rectangular Tables - 36"D            | 112  |
| MPCRN/RF/CGL/NC | MyPlace™: Corner with Back - Non-contrast, Right-Facing Seat Uph. Direction                  | 94   |             |   |      |
| MPICB/CGL/FC    | MyPlace™: Inside Curve with Back- Contrast   | 88   | PLSP24L3    | Pillar™ Tables - Sprocket and Diamond Shape - 29" High: Sprocket Shape Tables                       | 122  |
| MPICB/CGL/NC    | MyPlace™: Inside Curve with Back - Non-contrast  | 88   |             |   |      |
| MPRB/CGL/FC     | MyPlace™: Rectangle with Back- Contrast  | 86   | PLSP30L6    | Pillar™ Tables - Sprocket and Diamond Shape - 29" High: Sprocket Shape Tables                       | 122  |
| MPRB/CGL/NC     | MyPlace™: Rectangle with Back- Non-contrast  | 86   |             |   |      |
| MSP             | Maestro® High Density: Stack Chair   | 72   | PLSR36      | Pillar™ Tables - Square - 29" High: Square Tables - 29"H  | 118  |
| OH84Q0          | Oath™: Armless Task Chair  | 52   |             |   |      |
| OH84QB          | Oath™: Arm Task Chair  | 52   | S7B/3625515 | 700 Series® Bookcases 15" Deep: 28-17/32" High  | 162  |
| PIFCRD48        | Pirouette® Tables - Fixed-Round-29" High (Standard Height): Round Tables - Fixed, 29" High   | 140  | S7B/3651015 | 700 Series® Bookcases 15" Deep: 54-9/16" High   | 162  |
| PIFCSQ42        | Pirouette® Tables - Fixed-Square-29" High (Standard Height): Square Tables - Fixed, 29" High | 138  | S7L/302402D | 700 Series® Preconfigured Lateral Files Drawer Units: 27" File, 2 High                              | 156  |
| PIFCV2460       | Pirouette® Tables - Fixed-Chevron-29" High (Standard Height): Chevron Tables - 24"D          | 132  | S7L/305255D | 700 Series® Preconfigured Lateral Files Drawer Units: 56-3/32" File, 5 High                         | 156  |
| PIFCV3060       | Pirouette® Tables - Fixed-Chevron-29" High (Standard Height): Chevron Tables - 30"D          | 132  |             |   |      |
| PIFDC3060T      | Pirouette® Tables - Fixed-Double Chevron-29" High (Standard                                  |      | S7L/363603D | 700 Series® Preconfigured Lateral Files Drawer Units: 39-1/4" File, 3 High                          | 156  |
|                 |  |      | S7L/364804D | 700 Series® Preconfigured Lateral Files Drawer Units: 51-1/2"                                       |      |





| Model No.     | Description   | Page |
|---------------|---|------|
|               | File, 4 High  | 156  |
| S7L/366155D   | 700 Series® Preconfigured Lateral Files Drawer Units: 65-9/32"                                    |      |
|               | File, 5 High  | 158  |
| S7L/366755M   | 700 Series® Preconfigured Multimedia Storage Cupboard/<br>Lateral: 71-13/32" File                 | 160  |
| S7P/1520FBBF  | 700 Series® Pedestals - Mobile and Freestanding: Pedestal - BBF                                   | 168  |
| S7P/1520FFF   | 700 Series® Pedestals - Mobile and Freestanding: Pedestal - FF                                    | 168  |
| S7P/1520FPBF  | 700 Series® Pedestals - Mobile and Freestanding: Pedestal - PBF                                   | 168  |
| S7P/1520MBF   | 700 Series® Pedestals - Mobile and Freestanding: Pedestal - BF                                    | 168  |
| S7P/1524HPBF  | 700 Series® Pedestals - Hanging: Pedestal - PBF   | 170  |
| S7V/15302DFB  | 700 Series® Vertical Files Letter/Legal Size Documents: 25-3/4"<br>File, 2 High-Letter Size       | 164  |
| S7V/15304DFB  | 700 Series® Vertical Files Letter/Legal Size Documents: 48"<br>File, 4 High-Letter Size           | 164  |
| S7V/15CF      | Vertical File Accessories: Compressor   | 166  |
| S7V/18302DFB  | 700 Series® Vertical Files Letter/Legal Size Documents: 25-3/4"<br>File, 2 High-Legal Size        | 164  |
| S7V/18304DFB  | 700 Series® Vertical Files Letter/Legal Size Documents: 48"<br>File, 4 High-Legal Size            | 164  |
| SCDA.BL       | Strive® - Four Leg: Transport Dolly for 4-Leg and Sled Base Chairs                                | 14   |
| SLNAP         | Strive® - Four Leg: Four-Leg Armless Chair  | 14   |
| SLNAPC        | Strive® - Four Leg: Four-Leg Armless Chair with Casters   | 14   |
| SPDNAP        | Strive®: Task Armless Chair   | 10   |
| SPSNAP        | Strive®: Task Armless Stool   | 10   |
| SSNAP         | Strive® - Sled Base: Sled Base Armless Chair  | 16   |
| SWNA          | Strive® - High Density: Armless Chair   | 20   |
| TLT5.24       | WorkZone® Components Universal Tasklight: Universal Over-<br>head Task Light                      | 186  |
| VL.3060.BL.WH | ValueLite® Folding Tables: Rectangle Tables   | 106  |
| VL.48R.BL.WH  | ValueLite® Folding Tables: Round Tables   | 106  |
| WBW2430       | WorkZone® Basic Worksurfaces: Basic Worksurface   | 174  |
| WCC244224     | WorkZone® Basic Worksurfaces: Stand Alone Corner Curvilinear<br>Worksurface                       | 174  |
| WPW3060S      | WorkZone® Transitional Worksurfaces: Peninsula Side Mount<br>Worksurface                          | 180  |
| WZP24         | WorkZone® Components Privacy Screens: Basic Privacy Screen  | 182  |
| WZPP244872    | WorkZone® Basic Worksurfaces: Piano Peninsula Worksurface<br>(Right Shown)                        | 176  |
| WZPT244872    | WorkZone® Basic Worksurfaces: "P" Shaped Peninsula Work-<br>surface (Right Shown)                 | 176  |
| WZSS244872    | WorkZone® Basic Worksurfaces: Square Shoe Worksurface<br>(Right Shown)                            | 178  |
| WZUF30        | WorkZone® Components Universal Overhead Storage: Univer-<br>sal Overhead Cabinet with Fabric Door | 184  |

# QUICK SHIP PURCHASE ORDER COVER SHEET



Order Entry Fax 1-800-405-2264/Email order.entry@ki.com

NOTE: COMPLETE DATA FIELDS ONLY IF DETAILS ARE NOT INCLUDED ON PURCHASE ORDER

FROM # OF PAGES DATE PO #

## QUICK SHIP PROGRAM REQUIREMENTS

- A completed Quick Ship Purchase Order Cover Sheet must accompany all Quick Ship purchase orders.
- All products on purchase order must be identified Quick Ship model number and options.
- All Quick Ship products will ship directly from the KI manufacturing facility.
- All Quick Ship purchase orders received after 2PM CST will be acknowledged as received the next working day.
- All Quick Ship purchase orders must be received with complete and correct information. If a purchase order is received with missing, incomplete, or incorrect information, the quick ship leadtime will not begin until all questions are confirmed in writing.
- All Quick Ship purchase orders received are non-cancellable and non-returnable.

Sold To Name  
Account #  
Address  
City/State/Zip

\*Bill To Name  
Address  
City/State/Zip

\*When INVOICE address is different than sold to.

Ship To Name  
Address  
City/State/Zip  
Mark For

End User Name  
Address  
City/State/Zip  
Fed. ID #

Delivery Contact Name  
Delivery Contact Phone  
Call Before Delivery Yes No

Receiving Hrs of Operation  
Truck Size Limitation

End User Site Contact Name

End User Site Contact Phone

## ORDER NOTIFICATION CONTACT

For an Advance Shipment Notifications and/or  
An additional Acknowledgement via Email.  
(must complete all fields)

Notification Contact Name  
Notification Contact Email  
Document ASN Ack Both

## ADDITIONAL COMMENTS:

### KI INTERNAL USE ONLY

|                |   |                           |  |
|----------------|---|---------------------------|--|
| Rep Name/#     | SPA #                                   | Market Code (check)       |  |
| DR Name/#      | Contract #                              | 1 = University & College  |  |
| ISS Name/#     | New End User Account Yes No             | 2 = K-12                  |  |
| Opportunity #  | ISS Source Shift/Lift/incremental S L I | 3 = Health Care           |  |
| SIF File Name  |   | 4 = Federal Government    |  |
| KI Quote #     |   | 5 = Mail Order            |  |
| A/C Yes No     | Vendor #1 Vendor #2                     | 6 = Med/Large Business    |  |
| Vendor Name    |   | 8 = Small Business        |  |
| AC% and Amount |   | 9 = State/Local Gov't     |  |
| Contact Name   |   | 10 = Religion             |  |
| Phone/Email    |   | 11 = Special Event        |  |
| O/B Yes No     | Vendor #1 Vendor #2                     | 12 = Industrial           |  |
| Vendor Name    |   | 13 = Hospitality          |  |
| OB% and Amount |   | 14 = Rental               |  |
| Contact Name   |   | 15 = Superstore (retail)  |  |
| Phone/Email    |   | 16 = Transportation       |  |
|                |   | 17 = Wholesaler           |  |
|                |   | 18 = Mall/Shopping Center |  |

QSP QSP QSP QSP QSP QSP QSP





KI  
1330 Bellevue Street  
P.O. Box 8100  
Green Bay, Wisconsin 54308-8100  
1-800-424-2432  
[www.ki.com](http://www.ki.com)

KI and Furnishing Knowledge  
are registered trademarks  
of Krueger International, Inc.

© 2015 Krueger International, Inc.  
All Rights Reserved.  
Code KI-11612/KI/PDF/0415