

Task Seating Price List ■

January 3, 2011

Updated August 21, 2019

800-424-2432



| | | |
|--|---|----|
| Ordering C.O.M., C.O.L., and C.O.V. | | |
| | Bonduel, Green Bay, Ontario, and Tupelo | 2 |
| | High Point | 4 |
| | Shipping Location | 6 |
| Altus® | General Information | 8 |
| | Product Color Options | 10 |
| | Task Chair | 12 |
| | Altus Slip Covers | 14 |
| Apply® | General Information | 16 |
| | Product Color Options | 18 |
| | Task Chair | 20 |
| | Task Stool | 22 |
| Avail® | General Information | 24 |
| | Task Chair | 26 |
| Grazie® | General Information | 30 |
| | Product Color Options | 32 |
| | Task Chairs and Stools | 34 |
| Impress® | General Information | 38 |
| | Task Chairs and Stools | 40 |
| Impress® Ultra | General Information | 42 |
| | Task Chairs and Stools | 44 |
| Oath™ | General Information | 46 |
| | General Information | 62 |
| | Product Color Options | 50 |
| | Task Chairs | 52 |
| Pilot® | General Information | 54 |
| | Task Chairs | 56 |
| Sift™ | General Information | 58 |
| | Product Color Options | 60 |
| Sift® | Task and Guest Chairs | 62 |
| Strive® | General Information | 68 |
| | Product Color Options | 70 |
| | Task Chairs and Stools | 72 |
| Torsion® | General Information | 80 |
| | Product Color Options | 82 |
| | Task Chairs | 84 |
| | Task Chairs and Stools | 86 |
| Torsion Air® | General Information | 88 |
| | Product Color Options | 90 |
| | Task Chairs and Stools | 92 |
| Index | | 96 |

Ordering C.O.M., C.O.L., and C.O.V.

Bonduel, Green Bay, Ontario, and Tupelo

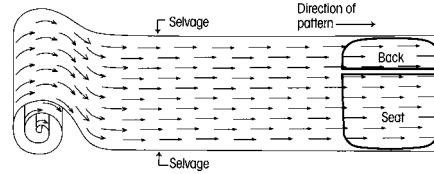
How to Specify C.O.M. Upholstery

Textile designs often have intricate patterns. Not all individuals will interpret fabric direction in the same manner.

As a standard procedure, KI cuts fabrics off the roll in a horizontal fashion as shown in Diagram A at the right. By cutting in this fashion, most waste is eliminated. Our requirements for yardage in this book are based on this type of cutting. When directional or patterned fabrics are used, they often require more yardage than solid colors.

By providing KI with a completely filled-out copy of the form on this page, we will be able to expedite your order. We find it particularly helpful with directional or patterned upholstery material. It is critical that copies of this form accompany test quantities as well as production quantities of C.O.M.

C.O.M. must be supplied in continuous yardage.



C.O.M., C.O.L. and C.O.V. Testing

KI will require for testing actual yardage to upholster one chair. The testing requirements depend on which chair you have selected on your order.

Test samples will be applied to the order and will be held for 6 months if needed. After 6 months, the sample can no longer be applied to your order. For all products to be tested, send test samples for approval to:

KI
Attn: C.O.M. Specialist
1687 Westminster Drive, Gate 3
Green Bay WI 54302

To expedite the procedure, attach a copy of the "C.O.M. Information Form" on this page.

All C.O.M., C.O.L. and C.O.V. must be labeled with the purchase order number.

C.O.M., C.O.L. and C.O.V. Production

Customer's fabrics and leathers must be approved prior to acceptance for production. Upon test approval, a 1" square sample swatch of upholstery material must accompany the order. KI assumes no responsibility for wear, defects or performance of customer's own fabrics, vinyl or leather. C.O.M., C.O.L. and C.O.V. orders are available on a deferred delivery basis.

Orders for production of C.O.M., C.O.L. and C.O.V. upholstered products are not scheduled for processing until upholstery material is received. Upon receipt, KI will provide an acknowledgement and an estimated shipping date.

KI recommends that leather be ordered in yardage. Leather must be usable. The outer edges cannot be calculated as square feet or yardage.

The C.O.M., C.O.L. and C.O.V. yardage requirements accompanying products in the pricing section are for 10 chairs/seats or less, 54" wide nondirectional material. On larger orders, less material is required.

For exact production yardage requirements, call 1-800-424-2432, ext. 2707.

C.O.M., C.O.L. and C.O.V. Order Processing

For products shipped from Green Bay, WI facility, ship upholstery material to:

KI
Attn: C.O.M. Storage
1687 Westminster Drive, Gate 3
Green Bay, WI 54302

For products shipped from Tupelo, MS facility ship material to:

KI Tupelo
Attn: C.O.M. Storage
2112 South Green Street
Tupelo, MS 38801

For products shipped from Bonduel, WI facility, ship material to:

KI
Attn: C.O.M. Storage
204 West South Street
Bonduel, WI 54107

For products shipped from Ontario, CA facility, ship material to:

Avail/Impress/Kismet/Medical & Laboratory Stools/Pilot
Attn: C.O.M. Storage
1110 S. Mildred Ave.
Ontario, CA 91761

Intricate Patterns

In the event of specific requirements for positioning of intricate patterns or pattern repeats on seats and backrests, provide a sketch noting requirements, as in Diagram B, along with materials for testing, and with the order.

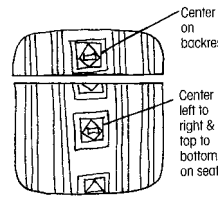


Diagram B

Treated Materials

If C.O.M. requires processing such as Scotchgard® or acrylic backing, it often shrinks. To prevent delays in delivery or back ordering due to shrinkage, please have your processor remeasure after processing and assure adequate yardage shipment.

Split Orders

If a portion of the shipment which does not require C.O.M., C.O.L. or C.O.V. applications is to be processed and shipped early, KI will enter the order immediately at your request. These split shipments are subject to minimum order changes.

Contact the C.O.M. Specialist at 1-800-424-2432, ext. 2707, with questions or to verify a split order.

Excess Upholstery Material

KI will dispose of excess upholstery material at the time of shipment unless expressly requested to return it with the product shipment.

Cancelled or Changed Orders

KI assumes no responsibility for extra C.O.M., C.O.L. or C.O.V. material due to a change of upholstery or cancellation of an order. It is the customer's responsibility to arrange for return of this material.

C.O.M., C.O.L. and C.O.V. Information Form

A copy of this form should accompany test requests and production orders. Please fill it out completely, and, if your order has been acknowledged, provide the acknowledgement number.

Purchasing Agent (Dealer or buying organization) _____
 Attention _____
 Address _____
 City _____ State _____ Zip _____
 Project Name _____
 Type of seating and number of units of each type _____

Please see information below and check the appropriate box.

Submitted for testing.

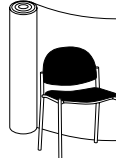
Test approved. Submitted for production.

Purchase Order Number _____


KI Acknowledgement Number _____


In all instances, send this form to the C.O.M. Specialist.

A Selvage Top and Bottom



B Selvage Side and Side





Ordering C.O.M., C.O.L., and C.O.V.

HIGH POINT

Customer's Own Material ■

Specifications Form

January 2017

All fabrics, including COM, COL, KOM and in grades will be applied at the factory's discretion. If a pattern or stripe is to be applied in a certain direction, the customer MUST specify this in writing on the P.O. and attach a sample of the fabric with it running in the application direction to the P.O. Specifying fabric direction may increase the amount of COM or KOM yardage required. Check with KI Customer Service to see if an increase in yardage is necessary BEFORE specifying, ordering and sending COM and COL to the factory or having KOM quoted.

ALL C.O.M AND C.O.L SHIPMENTS MUST BE PREPAID TO: KI
217 Feld Avenue
High Point, NC 27263

COM and COL must be identified as follows:

1. Name and address
2. Your purchase order number
3. Our style number to which fabric is to be applied
4. Supplier name and fabric name, number, and color

COLLECT SHIPMENTS WILL BE REFUSED.

SHIPMENT SCHEDULE WILL BE GIVEN WHEN ALL FABRIC IS RECEIVED FOR ENTIRE ORDER

YARDAGE REQUIREMENTS LISTED IN PRICE LIST ARE BASED ON PLAIN GOODS 54" WIDE. Fabrics less than 54" wide, or those requiring matching (stripes, plaids, prints, large patterns) will require additional yardage based on the fabric used and the item ordered. CONSULT MATRIX BELOW FOR ADDITIONAL YARDAGE NEEDED.

C.O.M. INCREASE MATRIX (The yardage matrix is also applicable to any reservations of KI Ingrade, Pallas, or KOM upholsteries).

This table is a general guide.

| FABRIC WIDTH | PLAIN FABRIC | UNDER 7" REPEAT | 8"-13" REPEAT | 14"-21" REPEAT | 22"-27" REPEAT | 28"-33" REPEAT | 34"-40" REPEAT | 41"-48" REPEAT |
|--------------|--------------|-----------------|---------------|----------------|----------------|----------------|----------------|----------------|
| 54" | 0 | 20% | 25% | 30% | 45% | 55% | 70% | 80% |
| 51"-53" | 15% | 25% | 30% | 35% | 50% | 60% | 80% | 90% |
| 48"-50" | 20% | 30% | 35% | 40% | 55% | 65% | 85% | 95% |
| 45"-47" | 30% | 45% | 50% | 55% | 60% | 80% | 90% | 100% |
| 36"-44" | 50% | 65% | 70% | 75% | 80% | 100% | 110% | 120% |

FABRIC WITH DOUBLE REPEAT: IF USING A FABRIC WITH A DOUBLE REPEAT, PLEASE FOLLOW THIS FORMULA: TAKE THE TOTAL AMOUNT OF THE LARGER AND HALF OF THE SMALLER REPEAT; ADD TOGETHER TO FIND THE CORRECT OVERALL REPEAT. EXAMPLE: 10" VERTICAL WITH 14" HORIZONTAL WOULD BE $14+5=19$.

IF FABRIC COMES IN ON MULTIPLE ROLLS, ONE ADDITIONAL YARD PER ROLL NEEDS TO BE ADDED TO THE YARDAGE REQUIREMENT.

SPECIAL NOTE: WE CAN ASSUME NO RESPONSIBILITY FOR THE DURABILITY OR TAILORING QUALITY OF CUSTOMER FURNISHED COVERINGS (C.O.M.) OR KOM. KOM: is fabric that KI will purchase for you at jobber's price (net) plus a nominal charge for handling, shipping, and managing.





Customer's Own Material ■

Specifications Form

January 2017

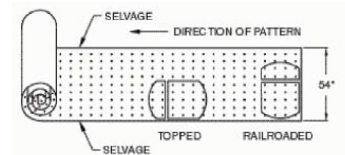
ADDITIONAL NOTES:

- Orders cannot go into production without the information listed at right.
- Attach memo sample to this approval sheet.
- If your order has been placed, list PO# _____
- The cost of the COM sample will be paid by the client.
- Even after preliminary approval, KI reserves the right to reject COM/COL if necessary when the quality is not satisfactory for the product to be upholstered. KI assumes no responsibility for its overall appearance, flammability, durability, color fastness or any other quality after upholstered on a KI product.

ALL COM MUST BE APPROVED.

Photocopy this form and submit with COM fabric for approval:

(This fabric approval is for the purpose of advising how to apply your COM fabric, verify yardage required, and suitability.)



YOUR COMPANY NAME _____

PHONE _____ FAX _____

Material Supplier _____

Material Name _____ Number _____

Material Color _____ Width _____

Vertical Repeat _____ Horizontal Repeat _____

Fiber Content _____

Direction Stripe/Pattern to be applied _____

COM TO BE USED ON THE FOLLOWING:

| QTY | PRODUCT NAME/NUMBER |
|-------|---------------------|
| _____ | _____ |
| _____ | _____ |
| _____ | _____ |
| _____ | _____ |
| _____ | _____ |



Ordering C.O.M., C.O.L., and C.O.V.

Shipping Location

C.O.M. SHIPPING LOCATION



| | | |
|--------------------------------------|--|--|
| Architectural Walls | Universal Overheads..... MN | Jessa Lounge Seating..... HN |
| Genius Walls MN | Wireworks..... MN | Jubi Guest Chair..... GB |
| Casegoods | Unite MN | Katera Guest Chair..... TM |
| Dante Benches AG | Residence Hall Furniture | Kurv Benches HN |
| Aristotle Tackboards MN | RoomScope Furniture..... MN | LaResta Day Beds..... HN |
| Classroom Furniture | Screens | Lyra Lounge Seating HN |
| 360° Classroom Furniture BW | All Terrain..... KP | Maestro Stack Chairs..... GB |
| Intellect Wave Chairs..... GB | Connection Zone BW | Matrix Stack Chairs..... GB |
| Learn2 GB | True/Volition..... KP | Medical & Laboratory Stools..... OM |
| Desking | Genesis..... KP | MyWay Seating HN |
| 700 Series Desking..... KP | Tattoo MN | Neena Benches HN |
| Balance Overheads MN | Seating | Oath Task Chairs and Stools TM |
| Genesis Desking..... MN | 100 Series Folding Chairs BW | Opt4..... GB |
| True Desking..... KP | 300 Series Folding Chairs BW | Perth Multiple & Healthcare Seating HN |
| Universal Overheads..... MN | 600 Series Stools..... BW | Perth II Healthcare Seating..... HN |
| WorkZone Desking..... MN | 700 Series Folding Chairs BW | Pilot Task Chairs OM |
| Files & Storage | Affina Collection HN | Promenade Seating System BW |
| 700 Series Pedestal Cushion..... GB | Arisa Lounge..... HN | Rapture Stack Chairs & Stools..... GB |
| Connection Zone Pads..... BW | Altus Task Chairs TM | Ruckus GB |
| U-Series Pedestal Cushion..... GB | Apply Stack Chairs..... GB | Rose Healthcare..... BW |
| Tattoo BW | Auditorium Folding Chairs BW | Sela Lounge Seating..... HN |
| Fixed Seating | Avail Task Chairs..... OM | Sift Task Chairs TM |
| Concerto Auditorium Seating BW | Bantam Guest Seating HN | Silhouette Stack Chairs & Stools..... TM |
| Single Pedestal Seating GB | Calida Lounge Seating TM | Soltice Metal Collection..... HN |
| Jury Base Seating GB | Cinturon Lounge Seating HN | Soltice Multiple, Healthcare & Guest..... HN |
| Lancaster Auditorium Seating..... BW | Connection Zone Privacy Booths HN | Soltice II Healthcare Seating..... HN |
| Sequence Seating..... GB | Doni Collection..... GB | Strive Multiple, Stack & Task..... GB |
| University Seating..... GB | FourC Seating TM | Sway..... BW |
| Panel Systems | Front Row Seats (Silk Screening)..... BW | Tattoo HN |
| All Terrain..... KP | GateOne Public Seating..... BW | Tea Cup Lounge Seating HN |
| Balance Overheads MN | Grazie Seating..... GB | Torsion-on-the-Go! Nesting Chairs GB |
| System 3000..... MN | Hiatus Sleeper Bench HN | Torsion Air Stack and Task Seating..... GB |
| | Hub Modular Lounge Seating HN | Torsion Stack and Task Seating GB |
| | Impress Task Chairs..... OM | Versa Stack Chairs & Stools..... GB |
| | Impress Ultra Task Chairs OM | Voyant Task Chairs TM |
| | | Voz Guest Chairs TM |

KI Manufacturing Sites - Customer's Own Material Shipment Manufacturing Site Addresses

AG

Contact KI at
1-800-424-2432

GB

KI Green Bay
Attn: COM Storage
1687 Westminster Drive - Gate 3
Green Bay, WI 54302

KP

KI Pembroke
Attn: COM Storage
1000 Olympic Dr.
Pembroke, Ontario K8A6X7

MN

KI Manitowoc
Attn: COM Storage
1400 S. 41st St.
Manitowoc, WI 54220

BW

KI Bonduel
Attn: COM Storage
204 West South St.
Bonduel, WI 54107

HN

KI High Point
Attn: COM Storage
217 Feld Avenue
High Point, NC 27263

OM


KI
Attn: COM Storage
1110 S. Mildred Ave.
Ontario, CA 91761

TM

KI Tupelo
2112 South Green St.
Tupelo, MS 38804



Ordering C.O.M., C.O.L., and C.O.V.
Shipping Location





Conference Loop Armchair (ALTCLA)



Fabric Task Armless Chair (ALTUNA)

Fabric Task Headrest
Adjustable Armchair (ALTUAA)

Features

Back flex

•

•

Swivel and tilt

•

Glides option

•

General Dimensions

| | | | |
|------------------------------|-------------------|-------------------|-------------------|
| Seat width | 18-1/2" | 18" | 18" |
| Seat depth | 17-1/4" | 15-1/2" - 18" | 15-1/2" - 18" |
| Seat height | 16-1/4" - 19-1/2" | 16-1/4" - 20-3/4" | 16-1/4" - 20-3/4" |
| Arm height | 8-3/4" | | 6-1/4" - 9-1/4" |
| Inside distance between arms | 19-3/4" | | 19" |

Overall Dimensions

| | | | |
|---------------|-------------------|---------------|---------------|
| Width | 24" | 26" | 26" |
| Depth | 24" | 26" | 26" |
| Height | 35-1/4" - 38-1/2" | 39-1/2" - 44" | 39-1/2" - 44" |
| Base diameter | 24" | 26" | 26" |

SPECIFICATIONS

Mechanism (Fabric and Mesh Task Chair)

Reinforced plastic base on cast aluminum housing with three control levers. One lever activates the pneumatic cylinder for a range in seat height. The second lever controls the back tilt angle, which has four settings. The third lever adjusts the tilt force and is located at the side of the chair for ease of use.

Mechanism (Conference Chair)

Swivel tilt mechanism is a stamped steel dual housing which includes swivel and tilt tension. Steel handle with molded urethane paddle controls seat height adjustments along with single lock-out or free-float action. Standard seat height range adjusts from 16-1/4" to 19-1/2". An auto height/auto return pneumatic cylinder option is available which returns the chair to its original front-facing and highest position.

Backrest (Conference and Mesh Task Chair)

A black reinforced plastic frame with mesh insert.

Backrest (Fabric Task Chair)

Flannel plastic back liner with polyurethane foam and a replaceable fabric slip cover attached to a black reinforced plastic frame. A plastic strip sewn to the edge of the fabric slip cover slides into a channel in the back liner.

Seat (Fabric and Mesh Task Chair)

Plastic seat liner and polyurethane foam covered with a replaceable fabric slip cover. The fabric slip cover is attached to the seat with Velcro.

Seat (Conference Chair)

Seat foam, upholstery, and underseat plastic liner are one unit which is field-replaceable.

Seat Slide (Fabric and Mesh Task Chair)

Seat depth is adjustable to one of five settings.

Adjustable Lumbar (Mesh Task Chair)

Optional clear adjustable lumbar has two control levers. One adjusts the lumbar height and the other adjusts the lumbar depth. Levers telescope and retract for ease of use.

Headrest

Upholstered in black faux leather. The headrest pad rotates forward or backward (Mesh Task Chair) or adjusts vertically and forward or backward (Fabric Task Chair). The Fabric Task Chair headrest automatically maintains a supportive position as the user tilts back. Headrests are field-installed.

Adjustable Arm (Fabric Task Chair)

Black molded arm cap is mounted to a reinforced black plastic arm post. The arm cap is made of TPU (thermal polyurethane), a non-irritating, recyclable material which is soft to the touch. It has 2" of depth adjustment and 3" of height adjustment. The arm caps pivot to provide a 4" range between the arm caps from 17 - 21".

Adjustable Arm (Mesh Task Chair)

Black molded polyurethane arm cap is mounted to a reinforced black plastic arm post. It has 2" of depth adjustment and 2" of height adjustment. The arm caps pivot to provide a 5-3/4" range between the arm caps from 16-3/4" - 22-1/2".

Fixed T-Arm and Loop Arm

Black reinforced plastic arm.

Base

Two 26" five-blade base options are available: a reinforced black nylon base or a polished aluminum base.

Casters

Double wheel black carpet or hard surface casters are molded of reinforced plastic. A reinforced plastic glide option is available on the Conference Chair.



Mesh Task Armless Chair (ALTMNA)



Mesh Task Headrest Adjustable Armchair (ALTMMA)



Mesh Task Fixed T-Armchair (ALTMFA)

| Features | | | |
|------------------------------|------------------|------------------|------------------|
| Back flex | • | • | • |
| Swivel only | | | |
| Glides | | | |
| General Dimensions | | | |
| Seat width | 18" | 18" | 18" |
| Seat depth | 17-1/4 - 19-3/4" | 17-1/4 - 19-3/4" | 17-1/4 - 19-3/4" |
| Seat height | 17 - 21-3/4" | 17 - 21-3/4" | 17 - 21-3/4" |
| Arm height | | 7-1/4 - 9-1/4" | 7-1/4" |
| Inside distance between arms | | 20" | 20" |
| Overall Dimensions | | | |
| Width | 26" | 27" | 27" |
| Depth | 26" | 26" | 26" |
| Height | 38-3/4 - 43-1/2" | 38-3/4 - 43-1/2" | 38-3/4 - 43-1/2" |
| Base diameter | 26" | 26" | 26" |

INFORMATION

C.O.M. Testing and Production Requirements

Not all materials are suitable for upholstering this product. A 1 yd. x 54" sample must be submitted and approved prior to acceptance of an order. If the fabric is directional in pattern or weave, the direction must be indicated on the submitted sample, and additional yardage may be requested.

Test sample must be sent to:

KI
Attn: C.O.M. Specialist
2112 South Green Street
Tupelo, MS 38801

C.O.M. Availability

C.O.M. is only offered on the Mesh Task Chair.

Fabric Disclaimer

Fabric will be applied as swatched by the fabric manufacturer. Fabric that is required to be applied differently than is swatched will need a Special Cost Request written specifying the direction the fabric is to be applied. The posted standard lead time will apply to the Special Cost Request.

24/7

Altus Fabric Task and Mesh Task chairs can be used in 24/7 applications.

INFORMATION

Warranty

Refer to KI Terms & Conditions document or visit ki.com

Altus[®]

Product Color Options

Base Finish

| | |
|--------------------|---|
| Aluminum base | A |
| Black plastic base | P |

Aluminum base requires an upcharge.

Mesh Color

| | |
|-------------|------|
| Black | AMBL |
| Champagne | AMCM |
| Grass Green | AMGG |
| Grey | AMGR |
| Poppy Red | AMPR |
| White | AMWH |

Finish Cards

View color swatches for items listed within this document.

[Paints](#)

[Plastics/Poly](#)

[Wood/Veneer](#)

[Laminates](#)

[Molded Edges](#)

[Edge Styles](#)




[Hard Plastics](#)

[Glass](#)



Altus®

Task Chair

| | MODEL | Features | MODEL NUMBER | | | | | | | | | |
|--|---|----------------|--------------|--------------------------|--|--------------------------|--|--|---|---|---|---|
| | | | Basic Model | Base Finish | Cylinder Type | Base | Headrest | Lumbar | Fire Code | Upholstery Color | Mesh Color | |
|  | Altus® Conference Chair • Optional auto-return cylinder • 6 mesh backrest colors • Seat height adjustment • Swivel and tilt | Loop Arm | ALTCLA | <input type="checkbox"/> | <input type="checkbox"/> <input type="checkbox"/> <input type="checkbox"/> | <input type="checkbox"/> | | | | <input type="checkbox"/> <input type="checkbox"/> <input type="checkbox"/> | <input type="checkbox"/> <input type="checkbox"/> <input type="checkbox"/> | <input type="checkbox"/> <input type="checkbox"/> |
| | | | | | | | | | | | | |
| | | | | | | | | | | | | |
| | | | | | | | | | | | | |
| ALTC | | | | | | | | | | | | |
|  | Altus® Fabric Task Chair • Flex back • Automatic lumbar support | No Arm | ALTUNA | <input type="checkbox"/> | | <input type="checkbox"/> | <input type="checkbox"/> <input type="checkbox"/> <input type="checkbox"/> | | | NFR | <input type="checkbox"/> <input type="checkbox"/> <input type="checkbox"/> <input type="checkbox"/> | |
| | | Adjustable Arm | ALTUAA | <input type="checkbox"/> | | <input type="checkbox"/> | <input type="checkbox"/> <input type="checkbox"/> <input type="checkbox"/> | | | NFR | <input type="checkbox"/> <input type="checkbox"/> <input type="checkbox"/> <input type="checkbox"/> | |
| | | | | | | | | | | | | |
| | | | | | | | | | | | | |
| ALTU | | | | | | | | | | | | |
|  | Altus® Mesh Task Chair • 6 mesh backrest colors • Flex back • Mesh pocket for lumbar support • Lumbar support is not available with FR | No Arm | ALTMNA | <input type="checkbox"/> | | <input type="checkbox"/> | <input type="checkbox"/> <input type="checkbox"/> <input type="checkbox"/> | <input type="checkbox"/> <input type="checkbox"/> <input type="checkbox"/> | <input type="checkbox"/> <input type="checkbox"/> <input type="checkbox"/> <input type="checkbox"/> | <input type="checkbox"/> <input type="checkbox"/> <input type="checkbox"/> | <input type="checkbox"/> <input type="checkbox"/> <input type="checkbox"/> | |
| | | Adjustable Arm | ALTMAA | <input type="checkbox"/> | | <input type="checkbox"/> | <input type="checkbox"/> <input type="checkbox"/> <input type="checkbox"/> | <input type="checkbox"/> <input type="checkbox"/> <input type="checkbox"/> | <input type="checkbox"/> <input type="checkbox"/> <input type="checkbox"/> <input type="checkbox"/> | <input type="checkbox"/> <input type="checkbox"/> <input type="checkbox"/> <input type="checkbox"/> | <input type="checkbox"/> <input type="checkbox"/> <input type="checkbox"/> | |
| | | Fixed T-Arm | ALTMFA | <input type="checkbox"/> | | <input type="checkbox"/> | <input type="checkbox"/> <input type="checkbox"/> <input type="checkbox"/> | <input type="checkbox"/> <input type="checkbox"/> <input type="checkbox"/> | <input type="checkbox"/> <input type="checkbox"/> <input type="checkbox"/> <input type="checkbox"/> | <input type="checkbox"/> <input type="checkbox"/> <input type="checkbox"/> <input type="checkbox"/> | <input type="checkbox"/> <input type="checkbox"/> <input type="checkbox"/> | |
| | | | | | | | | | | | | |
| ALTM | | | | | | | | | | | | |
| | | | A | B | C | D | E | F | G | H | I | |

HOW TO ORDER

Indicate the following information on order form:

- Quantity of each item.
- Model number, including options. See "How To Build a Model Number".
- Any special service required.

Note: • The indicates that a choice is required.

- The absence of the indicates that no choice is required.
- Alpha-numeric characters in place of indicate that no other alternatives are available.

HOW TO BUILD A MODEL NUMBER

A Select basic model.

- B** Select base finish.
- P** - Black plastic base
 - A** - Aluminum base; add \$189

C Select cylinder type.

- STD** - Standard cylinder
- AR** - Auto return cylinder; add \$121

D Select base option.

- G** - Glides (conference only); add \$33
 - C** - Carpet casters
 - S** - Hard floor casters; add \$51
- Glides are only used on the Conference Chair.

E Select headrest.

- NHR** - No headrest
- HR** - Headrest; add \$114

F Select lumbar support.

- NLS** - No lumbar support
 - LS** - Lumbar support; add \$102
- Lumbar support is not available with FR.

G Select fire code.

- NFR** - Compliance to TB 117-2013
- FR** - Compliance to TB 133

H Select upholstery color.

Refer to ki.com/fabrics

I Select mesh color.

Refer to ki.com/fabrics



| Approx. Packaged Weight | Delivered Pricing Fabric Grade A1 | Delivered Pricing Grade A1 Leather | Delivered Pricing Fabric Grade 1 & C.O.M. | Delivered Pricing Fabric Grade 2 | Delivered Pricing Fabric Grade 3 | Delivered Pricing Vinyl Group 2V | Delivered Pricing Pallas Fabric Group P0 | Delivered Pricing Pallas Fabric Group P1 | Delivered Pricing Pallas Fabric Group P2 | Delivered Pricing Pallas Fabric Group P3 | Delivered Pricing Pallas Fabric Group P4 |
|-------------------------|-----------------------------------|------------------------------------|---|----------------------------------|----------------------------------|----------------------------------|--|--|--|--|--|
| 42.0# | \$ 626 | \$ 760 | \$ 643 | \$ 651 | \$ 654 | \$ 654 | \$ 662 | \$ 691 | \$ 702 | \$ 717 | \$ 731 |
| 64.0# | \$ 994 | \$ 1319 | | | | | | | | | |
| 64.0# | 1006 | 1330 | | | | | | | | | |
| 54.0# | \$ 1064 | \$ 1197 | \$ 1125 | \$ 1139 | \$ 1144 | \$ 1144 | \$ 1158 | \$ 1210 | \$ 1228 | \$ 1255 | \$ 1279 |
| 54.0# | 1077 | 1210 | 1139 | 1149 | 1155 | 1155 | 1171 | 1222 | 1242 | 1268 | 1291 |
| 54.0# | 1069 | 1204 | 1132 | 1144 | 1149 | 1149 | 1165 | 1216 | 1234 | 1262 | 1284 |

UPHOLSTERY INFORMATION

C.O.M. Upholstery (Mesh Task Chair)

C.O.M. requirement for less than ten chairs is 1 yard of 54" wide nondirectional fabric. For ten or more chairs, it is 1/2 yard of 54" wide nondirectional fabric. For complete information on ordering C.O.M. see "Ordering C.O.M., C.O.V. and C.O.L." section.

INFORMATION

Californina TB133 Fire Safety Code

For California Technical Bulletin 133 compliant models, add the following upcharge.

Model=Conference
Added Lead Time=1 week
Added List Price=\$82

Model=Mesh Task
Added Lead Time=1 week
Added List Price=\$82

Note: FR is not offered on Leather and is not offered when the optional lumbar support is specified for the Mesh Task chair.

SPECIAL SERVICES

Special Carton Marking

With specially marked information N/C

Shipping

Ships **assembled, FOB Tupelo, MS 38804, freight prepaid.** Freight class 125.

Specifications and prices are subject to change without prior notice.

Altus®

Altus Slip Covers

| | MODEL | MODEL NUMBER | | Approx. Packaged Weight | Delivered Pricing Fabric Grade A1 | Delivered Pricing Grade A1 Leather |
|-------|---|--------------|---|-------------------------|-----------------------------------|------------------------------------|
| | | Basic Model | Upholstery Color | | | |
| ALTSC | Conference Chair - Entire Seat • With foam and upholstery | ALTC.SC.S | <input type="checkbox"/> <input type="checkbox"/> <input type="checkbox"/> <input type="checkbox"/> | 0.9# | \$ 51 | \$ 184 |
| ALTSC | Fabric Task Chair - Back Slip Cover • With foam | ALTU.SC.B | <input type="checkbox"/> <input type="checkbox"/> <input type="checkbox"/> <input type="checkbox"/> | 0.9# | \$ 51 | \$ 184 |
| ALTSC | Fabric Task Chair - Seat Slip Cover • With foam | ALTU.SC.S | <input type="checkbox"/> <input type="checkbox"/> <input type="checkbox"/> <input type="checkbox"/> | 1.0# | \$ 51 | \$ 184 |
| ALTSC | Mesh Task Chair - Seat Slip Cover • With foam | ALTM.SC.S | <input type="checkbox"/> <input type="checkbox"/> <input type="checkbox"/> <input type="checkbox"/> | 0.9# | \$ 51 | \$ 184 |

A

B

HOW TO ORDER

Indicate the following information on order form:

- Quantity of each item.
- Model number, including options. See "How To Build a Model Number".
- Any special service required.

Note: • The indicates that a choice is required.

- The absence of the indicates that no choice is required.
- Alpha-numeric characters in place of indicate that no other alternatives are available.

HOW TO BUILD A MODEL NUMBER

A Select basic model.

B Select upholstery color.
Refer to ki.com/fabrics

C Select fire code.

NFR - Compliance to TB 117-2013

FR - Compliance to TB 133



| Delivered Pricing Fabric Grade 1 & C.O.M. | Delivered Pricing Fabric Grade 2 | Delivered Pricing Fabric Grade 3 | Delivered Pricing Vinyl Group 2V | Delivered Pricing Pallas Fabric Group P0 | Delivered Pricing Pallas Fabric Group P1 | Delivered Pricing Pallas Fabric Group P2 | Delivered Pricing Pallas Fabric Group P3 | Delivered Pricing Pallas Fabric Group P4 |
|---|----------------------------------|----------------------------------|----------------------------------|--|--|--|--|--|
| \$ 191 | \$ 196 | \$ 210 | \$ 210 | \$ 249 | \$ 259 | \$ 274 | \$ 291 | \$ 318 |

| | | | | | | | | |
|-------|-------|-------|-------|--------|--------|--------|--------|--------|
| \$ 63 | \$ 75 | \$ 88 | \$ 88 | \$ 101 | \$ 152 | \$ 163 | \$ 179 | \$ 189 |
|-------|-------|-------|-------|--------|--------|--------|--------|--------|

UPHOLSTERY INFORMATION

C.O.M. Upholstery (Mesh Task Chair)

C.O.M. requirement for less than ten chairs is 1 yard of 54" wide nondirectional fabric. For ten or more chairs, it is 1/2 yard of 54" wide nondirectional fabric. For complete information on ordering C.O.M. see "Ordering C.O.M., C.O.V. and C.O.L." section.

INFORMATION

Californina TB133 Fire Safety Code

For California Technical Bulletin 133 compliant models, add the following upcharge.

Model=Conference
Added Lead Time=1 week
Added List Price=\$82

Model=Mesh Task
Added Lead Time=1 week
Added List Price=\$82

Note: FR is not offered on Leather and is not offered when the optional lumbar support is specified for the Mesh Task chair.

SPECIAL SERVICES

Special Carton Marking

With specially marked information N/C

Shipping

Ships **assembled, FOB Tupelo, MS 38804, freight prepaid.** Freight class 125.

Specifications and prices are subject to change without prior notice.



**Task Chair
(APDNAP)**



**Task Stool
(APSNAP)**

| Features | | |
|---|-------------------|-------------------|
| Molded plywood, optional upholstered seat pad | • | • |
| 300 lb tested | • | • |
| General Dimensions | | |
| Seat width | 17-1/2" | 17-1/2" |
| Seat depth | 17-3/8" | 17-3/8" |
| Seat height (upholstered add 1/2") | 17-1/2" - 22-1/2" | 22-1/2" - 32-3/4" |
| Overall Dimensions | | |
| Width | 27-1/2" | 27-1/2" |
| Depth | 27-1/2" | 27-1/2" |
| Height | 32-1/2" - 37-1/2" | 35-1/2" - 43" |

SPECIFICATIONS

Shell

One-piece contoured wood shell is constructed of formed plywood, .460"-.480" thick, 7-ply maple and poplar construction. The mold-formed seat and back provide for comfort and strength. Top/bottom and front/back surfaces are vertical grade postforming, product type 335, high-pressure laminate thickness of .028", standard finish is #38 or #60 with a sanded edge with tung oil finish. The wood shell is supported by four plywood circular disks and ¼ -20 T-nuts bonded with construction grade adhesive and fastened to a variety of base structures with four ¼ -20x1/2" thread-locking screws. The chair perimeter is designed such that it provides a feature to support backpacks or courier bags. Shells are available in wood grain laminates or solid laminates.

Underseat Structure

The shell is attached to an 11-gauge steel seat spider and cast aluminum height-adjust control. A single paddle under the seat operates the height adjusting pneumatic cylinder.

Base

Two five-blade base options are available: a reinforced black nylon base or a polished aluminum base.

Stools are equipped with an 18" diameter, adjustable-height footring made of die-cast aluminum with a chrome plated tubular steel ring and black "spokes."

Casters

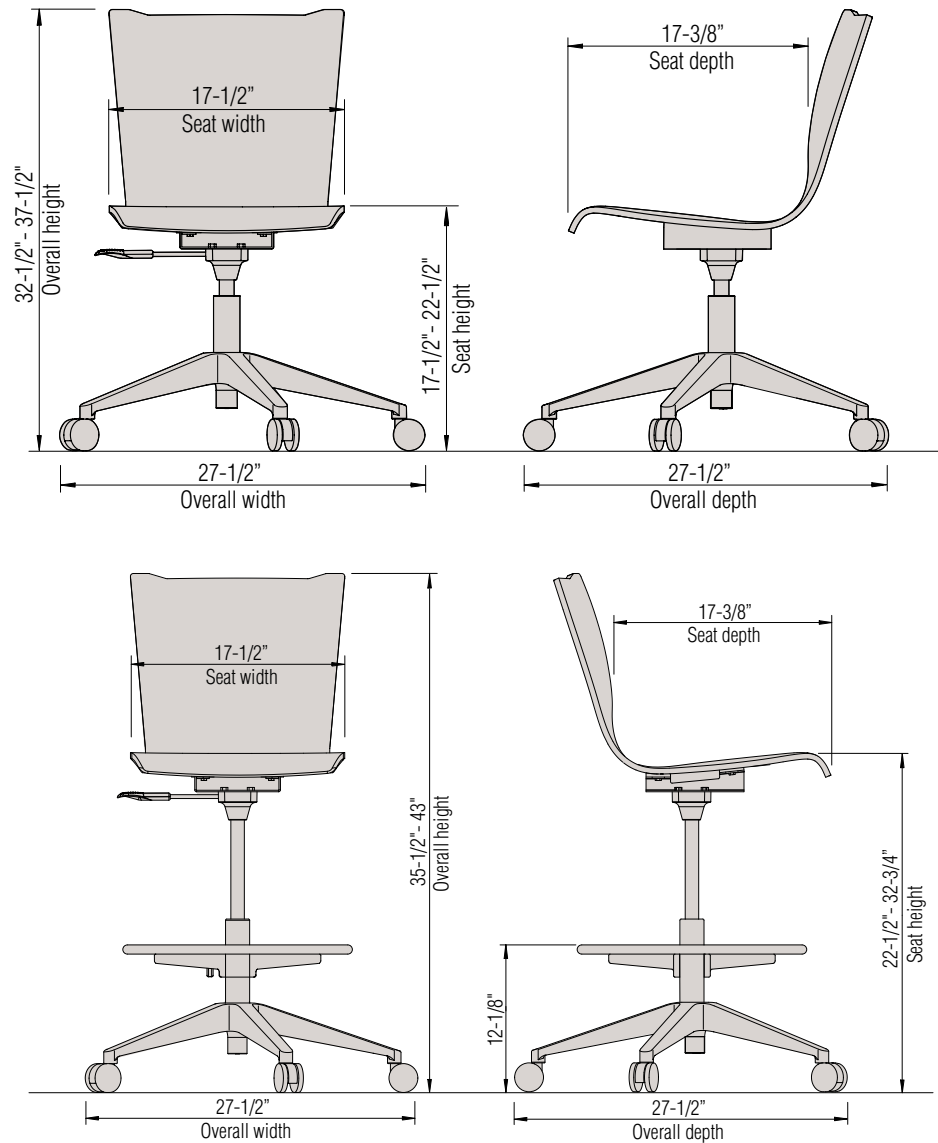
Casters are double-wheel, high-impact thermoplastic, available with hard or soft wheel surface. Casters, base, and cylinder are available in black.

Upholstered Seat

As an option, shells may be equipped with an upholstered seat pad. Urethane foam is attached to a formed plywood upholstery liner, then upholstered using a drawstring process. The foam is a nominal ½" thickness. The pad assembly is attached to the shell using 10-24 screws, engaging T-nuts in the liner.

Stacking Vinyl Upholstered Chairs

It is recommended that chairs to be stacked be covered in material other than vinyl as an impression in the seat may result. KI does not warrant the effects of stacking on stock or C.O.M. vinyl upholstery.


INFORMATION
C.O.M. Testing and Production Requirements

Not all materials are suitable for upholstering this product. A 1 yd. x 54" sample must be submitted and approved prior to acceptance of an order. Upholstered only and cushioned/upholstered chairs must be tested separately. If the fabric is directional in pattern or weave, the direction must be indicated on the submitted sample, and additional yardage may be requested. Customer's own vinyl cannot be used on this product.

Test samples must be sent to:

KI
 Attn: C.O.M. Specialist
 1687 Westminster Drive - Gate 3
 Green Bay, WI 54302

Fabric Disclaimer

Fabric will be applied as swatched by the fabric manufacturer. Fabric that is required to be applied differently than is swatched will need a Special Cost Request written specifying the direction the fabric is to be applied. The posted standard lead time will apply to the Special Cost Request.

INFORMATION
Warranty

Refer to KI Terms & Conditions document or [visit.ki.com](http://www.ki.com)

Apply[®]

Product Color Options

Base Finish

| | |
|-------------------|----|
| Black | BL |
| Polished Aluminum | PA |

Polished aluminum requires an upcharge.

Frame Color

| | |
|-------|----|
| Black | BL |
|-------|----|

Shell Color - Laminate

| | |
|------------------|------|
| Black | SLBK |
| Cherry Storm | SLCX |
| Cocobala | SLCC |
| Coffee Bean | SLCB |
| Frosty White | SLFW |
| Grey | SLGE |
| Dove Grey | SLDG |
| Hollyberry | SLHY |
| Island | SLID |
| Kensington Maple | SLKM |
| Lapis Blue | SLLB |
| Monticello Maple | SLMT |
| North Sea | SLNA |
| Ocean | SLOK |
| Orange Grove | SLOE |
| River Cherry | SLRY |
| White Sand | SLWN |
| Windsor Mahogany | SLWY |

Finish Cards

View color swatches for items listed within this document.

Paints

Plastics/Poly

Wood/Veneer

Laminates

Molded Edges

Edge Styles

Hard Plastics

Glass



Apply® Task Chair



APDP
APDU

MODEL

Armless Chair

- Height-adjusted pneumatic cylinder
- Wood laminate shell
- Woodgrain and solid laminate options
- Tested to 300 pounds and BIFMA standards

Features

- Laminate Shell
- Upholstered Seat Pad

| MODEL NUMBER | | | | | | Approx. Packaged Weight |
|--------------|--------------------------|--------------------------|--------------------------|--------------------------|--------------------------|-------------------------|
| Basic Model | Base Finish | Shell Color | Fire Code | Upholstery Color | Casters | |
| APDNAP | <input type="checkbox"/> | <input type="checkbox"/> | | | <input type="checkbox"/> | 20.0# |
| APDNAU | <input type="checkbox"/> | <input type="checkbox"/> | <input type="checkbox"/> | <input type="checkbox"/> | <input type="checkbox"/> | 20.0# |
| | | | | | | |
| | | | | | | |
| | | | | | | |
| | | | | | | |
| | | | | | | |

A **B** **C** **D** **E** **F**

HOW TO ORDER

Indicate the following information on order form:

1. Quantity of each item.
2. Model number, including options. See "How To Build a Model Number".
3. Any special service required.

Note: • The indicates that a choice is required.

- The absence of the indicates that no choice is required.
- Alpha-numeric characters in place of indicate that no other alternatives are available.

HOW TO BUILD A MODEL NUMBER

- A** Select basic model.
- B** Select base finish.
 - BL** - Black
 - PA** - Polished Aluminum; add \$90
- C** Select laminate shell color. Refer to the **Product Color Options** page in this price list.
- D** Select fire code.
 - NFR** - Compliance to TB 117-2013
 - FR** - Compliance to TB 133
- E** Select upholstery grade/color. Refer to ki.com/fabrics
- F** Select caster option.
 - C** - Carpet casters (black only)
 - S** - Hard floor casters (black only); add \$50



| Delivered Pricing Unupholstered | Delivered Pricing Fabric Grade 1 & C.O.M. | Delivered Pricing Fabric Grade 2 | Delivered Pricing Fabric Grade 3 | Delivered Pricing C.O.V. | Delivered Pricing Vinyl Group 2V | Delivered Pricing Pallas Fabric Group P0 | Delivered Pricing Pallas Fabric Group P1 | Delivered Pricing Pallas Fabric Group P2 | Delivered Pricing Pallas Fabric Group P3 | Delivered Pricing Pallas Fabric Group P4 | |
|---------------------------------|---|----------------------------------|----------------------------------|--------------------------|----------------------------------|--|--|--|--|--|-----|
| \$ 562 | N/A | 699 | 703 | 726 | 699 | 726 | 722 | 738 | 792 | 812 | 842 |

OPTIONS

California TB133 Fire Safety Code

For California Technical Bulletin 133 compliant models, add the following upcharge:

Model=Upholstered Seat
Added List Price=\$45

UPHOLSTERY INFORMATION

C.O.M. Upholstery

C.O.M. requirement for 10 chairs or less with upholstered seat is .3 yard per chair of 54" wide nondirectional fabric. For orders of 11 or more with upholstered seat and back and for complete information on ordering C.O.M. see "Ordering C.O.M., C.O.V. and C.O.L." section.

SPECIAL SERVICES

Special Carton Marking

With specially marked information N/C

Shipping

Ships **knocked down, FOB Green Bay, WI 54302, freight prepaid.** Freight class 125.

Specifications and prices are subject to change without prior notice.



| Delivered Pricing Upholstered | Delivered Pricing Fabric Grade 1 & C.O.M. | Delivered Pricing Fabric Grade 2 | Delivered Pricing Fabric Grade 3 | Delivered Pricing C.O.V. | Delivered Pricing Vinyl Group 2V | Delivered Pricing Pallas Fabric Group P0 | Delivered Pricing Pallas Fabric Group P1 | Delivered Pricing Pallas Fabric Group P2 | Delivered Pricing Pallas Fabric Group P3 | Delivered Pricing Pallas Fabric Group P4 | |
|-------------------------------|---|----------------------------------|----------------------------------|--------------------------|----------------------------------|--|--|--|--|--|-----|
| \$ 679 | N/A | 816 | 822 | 847 | 816 | 847 | 839 | 857 | 911 | 930 | 960 |

OPTIONS

California TB133 Fire Safety Code

For California Technical Bulletin 133 compliant models, add the following upcharge:

Model=Upholstered Seat
Added List Price=\$45

UPHOLSTERY INFORMATION

C.O.M. Upholstery

C.O.M. requirement for 10 chairs or less with upholstered seat is .3 yard per chair of 54" wide nondirectional fabric. For orders of 11 or more with upholstered seat and back and for complete information on ordering C.O.M. see "Ordering C.O.M., C.O.V. and C.O.L." section.

SPECIAL SERVICES

Special Carton Marking

With specially marked information N/C

Shipping

Ships **knocked down, FOB Green Bay, WI 54302, freight prepaid.** Freight class 125.

Specifications and prices are subject to change without prior notice.

Avail®

General Information



No-Arm Task Chair (KIUV72/NA)



4D T-Arm
Task Chair (KIUV72/JR69)



Adjustable T-Arm
Task Chair (KIUV72/JR39)

| Features | | | |
|----------------------------------|--|--|--|
| Free-floating back | • | • | • |
| Back lock | • | • | • |
| Height and width adjustable arms | | • | • |
| General Dimensions | | | |
| Seat width | 19" | 19" | 19" |
| Seat depth | 16-1/2" | 16-1/2" | 16-1/2" |
| Seat height | 16-1/2" - 21" | 16-1/2" - 21" | 16-1/2" - 21" |
| Backrest height | 21-1/4" | 21-1/4" | 21-1/4" |
| Lumbar | 7-3/4" | 7-3/4" | 7-3/4" |
| Overall Dimensions | | | |
| Height | 37-3/4" - 42-1/4" | 37-3/4" - 42-1/4" | 37-3/4" - 42-1/4" |
| Width | 25" | 25" | 25" |
| Depth | 25" | 25" | 25" |
| Back range | 25 degrees (from 102 - 127 degrees) | 25 degrees (from 102 - 127 degrees) | 25 degrees (from 102 - 127 degrees) |

SPECIFICATIONS

Seat

Constructed of a 1/2" thick, saddle-shaped plywood with 2-1/2" thick molded, high-resilient foam and upholstered with fabric, vinyl, or leather. Back mesh material is PE elastomeric with polyester. The entire seat assembly is mounted to the mechanism by 4 screws.

Mechanism

Stamped steel dual housing forms a sturdy cradle for the seat. There is only one control lever which actuates the pneumatic cylinder with infinite selection within the range and locks the chair in an upright position. The synchrotilt mechanism adjusts the back and seat in a 2:1 free-floating mode.

Backrest

Nylon with fiberglass reinforced frame.

Back Height

Fixed height.

4D T-Arm (JR69)

Two-way adjustable width/height. Forward-slanting T-arms with ergonomic, maximum-mobility arm top (button-activated arm pad; 1" lateral, 2" forward and back, and diagonal adjustability.) Adjustable height range of 4.25". Adjustable width range of 1.75" each side.

Adjustable T-Arm (JR39)

Two-way adjustable width/height. Black molded urethane armcap. Adjustable height range of 4.25". Adjustable width range of 1.75" each side. Arm ships KD (same box as the chair) and must be installed on the chair (no tools required).

Fixed Loop Arm (KR48)

Black plastic arm.

Adjustable Loop Arm (KR72)

Black molded urethane armcap. 2.5" of height adjustment.

Adjustable K-Arm (KR200)

Two-way adjustable width/height. Black molded urethane armcap. Natural grip control. Adjustable height range of 2.75". Adjustable width range of 1" each side.

Base

25" diameter, five-blade reinforced nylon base. Black only.

Casters

The double 55mm diameter black wheels are molded of high-impact thermoplastic and are housed in a high-impact frame. Carpet or hard floor casters are available.


**Fixed Loop Arm
Task Chair (KIUV72/KR48)**

**Adjustable Loop Arm
Task Chair (KIUV72/KR72)**

**Adjustable K-Arm
Task Chair (KIUV72/KR200)**

| Features | | | |
|----------------------------------|--|--|--|
| Free-floating back | • | • | • |
| Back lock | • | • | • |
| Height and width adjustable arms | | | • |
| General Dimensions | | | |
| Seat width | 19" | 19" | 19" |
| Seat depth | 16-1/2" | 16-1/2" | 16-1/2" |
| Seat height | 16-1/2" - 21" | 16-1/2" - 21" | 16-1/2" - 21" |
| Backrest height | 21-1/4" | 21-1/4" | 21-1/4" |
| Lumbar | 7-3/4" | 7-3/4" | 7-3/4" |
| Overall Dimensions | | | |
| Height | 37-3/4" - 42-1/4" | 37-3/4" - 42-1/4" | 37-3/4" - 42-1/4" |
| Width | 25" | 25" | 25" |
| Depth | 25" | 25" | 25" |
| Back range | 25 degrees (from 102 - 127 degrees) | 25 degrees (from 102 - 127 degrees) | 25 degrees (from 102 - 127 degrees) |

INFORMATION
C.O.M. Testing and Production Requirements

Not all materials are suitable for upholstering this product. A 1-1/2 yd. x 54" sample must be submitted and approved prior to acceptance of an order. If the fabric is directional in pattern or weave, the direction must be indicated on the submitted sample, and additional yardage may be requested.

Test sample must be sent to:

Avail
 Attn: C.O.M. Department
 1110 S. Mildred Ave.
 Ontario, CA 91761

Fabric Disclaimer

Fabric will be applied as swatched by the fabric manufacturer. Fabric that is required to be applied differently than is swatched will need a Special Cost Request written specifying the direction the fabric is to be applied. The posted standard lead time will apply to the Special Cost Request.

Shipment




Ships partially assembled.

INFORMATION
Warranty

Refer to KI Terms & Conditions document or visit ki.com

Avail®

Task Chair

| | MODEL | MODEL NUMBER | | | | Approx. Packaged Weight | Delivered Pricing Fabric Grade Soft Knit™ | Delivered Pricing Fabric Grade 1 & C.O.M. |
|--|--|--------------|------------|------------------|------|-------------------------|---|---|
| | | Basic Model | Back Panel | Upholstery Color | Base | | | |
|  <p>AVAIL</p> | No-Arm Chair <ul style="list-style-type: none"> Free-floating back Back lock Back is black mesh Upholstered seat | KIUV72/NA | BL | □□□□ | □ | 43.0# | \$ 504 | \$ 452 |
|  <p>AVAIL</p> | 4D T-Arm <ul style="list-style-type: none"> Free-floating back Back lock Back is black mesh Upholstered seat Front/Back Movement Side-to-Side Movement 4 dimensional arm | KIUV72/JR69 | BL | □□□□ | □ | 51.0# | \$ 744 | \$ 690 |
|  <p>AVAIL</p> | Adjustable T-Arm <ul style="list-style-type: none"> Free-floating back Back lock Back is black mesh Upholstered seat Height and width adjustable arms | KIUV72/JR39 | BL | □□□□ | □ | 51.0# | \$ 672 | \$ 619 |

A **B** **C** **D**

HOW TO ORDER

Indicate the following information on order form:

- Quantity of each item.
- Model number, including options. See "How To Build a Model Number".
- Any special service required.

Note: • The indicates that a choice is required.

- The absence of the indicates that no choice is required.
- Alpha-numeric characters in place of indicate that no other alternatives are available.

HOW TO BUILD A MODEL NUMBER

- A** Select basic model.
- B** Select back panel.
BL - Black
- C** Select upholstery color.
Refer to ki.com/fabrics
- D** Select base option.
C - Carpet casters
S - Hard floor casters



| Delivered Pricing Fabric Grade 2 | Delivered Pricing Fabric Grade 3 | Delivered Pricing Vinyl Group 2V | Delivered Pricing Pallas Fabric Group P0 | Delivered Pricing Pallas Fabric Group P1 | Delivered Pricing Pallas Fabric Group P2 | Delivered Pricing Pallas Fabric Group P3 | Delivered Pricing Pallas Fabric Group P4 | Delivered Pricing Leather |
|--|--|--|--|--|--|--|--|------------------------------|
| \$ 503 | \$ 511 | \$ 511 | \$ 482 | \$ 544 | \$ 568 | \$ 594 | \$ 623 | \$ 681 |

| | | | | | | | | |
|--------|--------|--------|--------|--------|--------|--------|--------|--------|
| \$ 743 | \$ 749 | \$ 749 | \$ 718 | \$ 781 | \$ 807 | \$ 834 | \$ 863 | \$ 921 |
|--------|--------|--------|--------|--------|--------|--------|--------|--------|

| | | | | | | | | |
|--------|--------|--------|--------|--------|--------|--------|--------|--------|
| \$ 671 | \$ 677 | \$ 677 | \$ 648 | \$ 710 | \$ 735 | \$ 763 | \$ 790 | \$ 849 |
|--------|--------|--------|--------|--------|--------|--------|--------|--------|

UPHOLSTERY INFORMATION

C.O.M. Upholstery

C.O.M. requirement for less than five chairs is 1 yard of 54" wide nondirectional fabric. For five or more chairs, it is 3/4 yard of 54" wide nondirectional fabric. For complete information on ordering C.O.M. see "Ordering C.O.M., C.O.V. and C.O.L." section.

SPECIAL SERVICES

Special Carton Marking

With specially marked information N/C




Shipping

Ships **knocked down, FOB Ontario, CA 91761, freight prepaid.** Freight class 125.

Specifications and prices are subject to change without prior notice.

Avail®

Task Chair

| | MODEL | MODEL NUMBER | | | | Approx. Packaged Weight | Delivered Pricing Fabric Grade Soft Knit™ | Delivered Pricing Fabric Grade 1 & C.O.M. |
|---|--------------|--------------|---|--------------------------|-------|-------------------------|---|---|
| | | Basic Model | Back Panel | Upholstery Color | Base | | | |
|  <p>Fixed Loop Arm</p> <ul style="list-style-type: none"> • Free-floating back • Back lock • Back is black mesh • Upholstered seat | KIUV72/KR48 | BL | <input type="checkbox"/> <input type="checkbox"/> <input type="checkbox"/> <input type="checkbox"/> | <input type="checkbox"/> | 51.0# | \$ 658 | \$ 608 | |
| AVAIL | | | | | | | | |
|  <p>Adjustable Loop Arm</p> <ul style="list-style-type: none"> • Free-floating back • Back lock • Back is black mesh • Upholstered seat • Height adjustable arms | KIUV72/KR72 | BL | <input type="checkbox"/> <input type="checkbox"/> <input type="checkbox"/> <input type="checkbox"/> | <input type="checkbox"/> | 51.0# | \$ 672 | \$ 619 | |
| AVAIL | | | | | | | | |
|  <p>Adjustable K-Arm</p> <ul style="list-style-type: none"> • Free-floating back • Back lock • Back is black mesh • Upholstered seat • Height and width adjustable arms | KIUV72/KR200 | BL | <input type="checkbox"/> <input type="checkbox"/> <input type="checkbox"/> <input type="checkbox"/> | <input type="checkbox"/> | 51.0# | \$ 633 | \$ 581 | |
| AVAIL | | | | | | | | |

A**B****C****D**

HOW TO ORDER

Indicate the following information on order form:

1. Quantity of each item.
2. Model number, including options. See "How To Build a Model Number".
3. Any special service required.

Note: • The indicates that a choice is required.

- The absence of the indicates that no choice is required.
- Alpha-numeric characters in place of indicate that no other alternatives are available.

HOW TO BUILD A MODEL NUMBER

A Select basic model.

B Select back panel.
BL - Black

C Select upholstery color.
Refer to ki.com/fabrics

D Select base option.
C - Carpet casters
S - Hard floor casters



| Delivered Pricing Fabric Grade 2 | Delivered Pricing Fabric Grade 3 | Delivered Pricing Vinyl Group 2V | Delivered Pricing Pallas Fabric Group P0 | Delivered Pricing Pallas Fabric Group P1 | Delivered Pricing Pallas Fabric Group P2 | Delivered Pricing Pallas Fabric Group P3 | Delivered Pricing Pallas Fabric Group P4 | Delivered Pricing Leather |
|----------------------------------|----------------------------------|----------------------------------|--|--|--|--|--|---------------------------|
| \$ 657 | \$ 666 | \$ 666 | \$ 639 | \$ 701 | \$ 724 | \$ 751 | \$ 778 | \$ 838 |

| | | | | | | | | |
|--------|--------|--------|--------|--------|--------|--------|--------|--------|
| \$ 671 | \$ 677 | \$ 677 | \$ 648 | \$ 710 | \$ 735 | \$ 763 | \$ 790 | \$ 849 |
|--------|--------|--------|--------|--------|--------|--------|--------|--------|

| | | | | | | | | |
|--------|--------|--------|--------|--------|--------|--------|--------|--------|
| \$ 632 | \$ 640 | \$ 640 | \$ 612 | \$ 674 | \$ 698 | \$ 724 | \$ 751 | \$ 810 |
|--------|--------|--------|--------|--------|--------|--------|--------|--------|

UPHOLSTERY INFORMATION

C.O.M. Upholstery

C.O.M. requirement for less than five chairs is 1 yard of 54" wide nondirectional fabric. For five or more chairs, it is 3/4 yard of 54" wide nondirectional fabric. For complete information on ordering C.O.M. see "Ordering C.O.M., C.O.V. and C.O.L." section.

SPECIAL SERVICES

Special Carton Marking

With specially marked information N/C

Shipping

Ships **knocked down, FOB Ontario, CA 91761, freight prepaid.** Freight class 125.

Specifications and prices are subject to change without prior notice.

Grazie®

General Information



Armless Task Chair (GPDNAP)



Task Cantilever Armchair (GPDCAU)



Armless Task Stool



Task Cantilever Arm Stool

Features

| | | | | |
|--|---|---|---|---|
| Poly, upholstered seat, or upholstered seat/back | • | • | • | • |
| Ergonomic articulation (Perfect Pivot) | • | • | • | • |

General Dimensions

| | | | | |
|--|-------------------|-------------------|-------------------|-------------------|
| Seat width | 18-1/2" | 18-1/2" | 18-1/2" | 18-1/2" |
| Seat depth | 18-5/16" | 18-5/16" | 18-5/16" | 18-5/16" |
| Seat height (upholstered - add 1") (stools with polished aluminum base - subtract 1-3/4") | 17-1/2" - 22-1/2" | 17-1/2" - 22-1/2" | 22-1/2" - 32-3/4" | 22-1/2" - 32-3/4" |

Overall Dimensions

| | | | | |
|---------------|-------------------|-------------------|-------------------|-------------------|
| Width | 27-1/2" | 27-1/2" | 27-1/2" | 27-1/2" |
| Depth | 27-1/2" | 27-1/2" | 27-1/2" | 27-1/2" |
| Height | 32-1/2" - 37-1/2" | 32-1/2" - 37-1/2" | 37-1/2" - 47-3/4" | 37-1/2" - 47-3/4" |
| Arms to floor | | 26" - 31" | | 31" - 41-3/4" |

SPECIFICATIONS

Underseat Structure

Support structure is die-drawn, 12-gauge steel plate. Fixed backrest mechanism structures are made from 1/2" diameter steel wire and attached by welding. Structure is finished with baked-on, electrostatically-applied, 30-degree gloss epoxy powder coating.

Arms

Optional cantilever arms are available. When equipped with arms, the supporting structure is 7/8" o.d. x 13-gauge tubular steel welded directly to the seat structure plate. The steel support tube is inserted into a socket molded into the armrest and secured with a screw. Armrests are molded from glass-reinforced nylon. Steel support tube and armcap color matches poly color. Diamond translucent poly has light tone arms; Pewter translucent has flannel arms; Bronze translucent has chocolate arms.

Backrest, Seat and Shroud

Injection molded polypropylene.

Backrest Articulation Mechanism

A pair of outer backrest supports formed from 1" diameter tubular steel are inserted into sockets molded into the backrest and secured with screws. The backrest assembly moves over molded thermoplastic slide bushings and is supported by steel coil springs. This mechanism allows the backrest to move through 15 degrees of movement, about an axis of rotation that is through the hips of the occupant.

Optional Upholstered Seat and Back

Urethane foam is attached to an injection-molded polypropylene liner board, then upholstered using a draw-string process. Seat foam is molded nominal 1" thickness and back foam is nominal 1/2" thickness. The fasteners that attach the back pad are color-matched to the polypropylene.

Base

26" injection-molded, glass-reinforced, nylon 5-blade base. A single paddle under the seat operates the height-adjusting pneumatic cylinder. Standard chair base and cylinder available in black or warm grey. Standard stool base available in black or warm grey. Standard stool cylinder available in black only. An optional polished die-cast aluminum base is available on both chairs and stools.

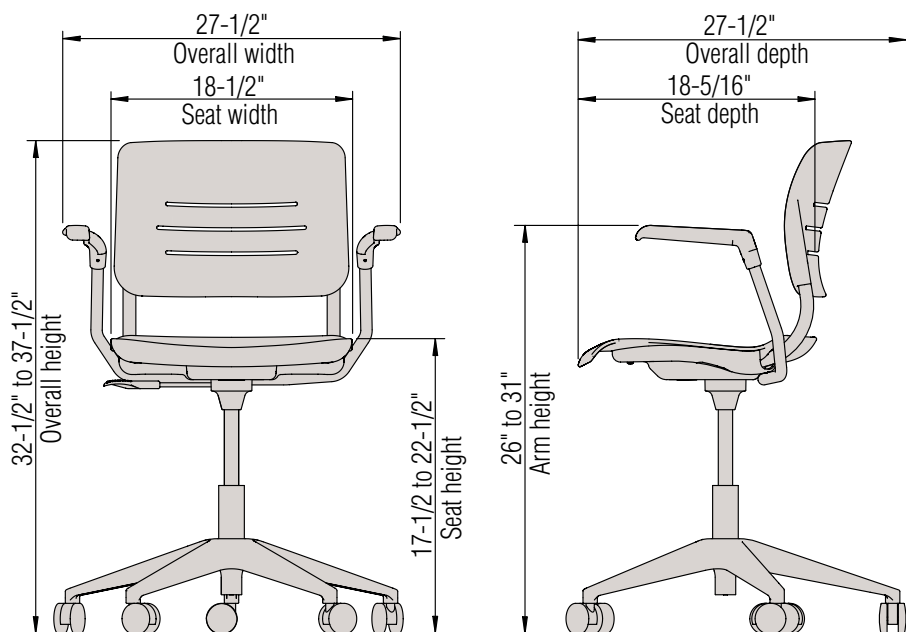
Base color selection for black includes; black base, black cylinder and black carpet or hard floor casters.

Base color selection for warm grey includes; warm grey base, warm grey cylinder and warm grey carpet casters. Stool cylinder is always black.

Base color selection for polished aluminum includes; polished aluminum base, black cylinder and black carpet or hard floor casters. Hard floor casters are black only.

Casters

Casters are double-wheel, high-impact thermoplastic available with hard (warm grey or black) or soft (black only) wheel surface.

**INFORMATION****C.O.M. Testing and Production Requirements**

Not all materials are suitable for upholstering this product. A 1 yd. x 54" sample must be submitted and approved prior to acceptance of an order. If the fabric is directional in pattern or weave, the direction must be indicated on the submitted sample, and additional yardage may be requested.

Test samples must be sent to:

KI
Attn: C.O.M. Specialist
1687 Westminster Drive - Gate 3
Green Bay, WI 54302

Fabric Disclaimer

Fabric will be applied as swatched by the fabric manufacturer. Fabric that is required to be applied differently than is swatched will need a Special Cost Request written specifying the direction the fabric is to be applied. The posted standard lead time will apply to the Special Cost Request.

Design

Designed by Giancarlo Piretti and manufactured in the USA by Krueger International, Inc. under license from Pro-Cord S.p.A

INFORMATION**Warranty**

Refer to KI Terms & Conditions document or visit www.ki.com

Grazie®

Product Color Options

Base/Caster Color

| | |
|-------------------|----|
| Black | BL |
| Warm Grey | WG |
| Polished Aluminum | PA |

Polished aluminum requires an upcharge.

Base color selection for black includes; black base, black cylinder and black carpet or hard floor casters.

Base color selection for warm grey includes; warm grey base, warm grey cylinder and warm grey carpet casters. Stool cylinder is always black.

Base color selection for polished aluminum includes; polished aluminum base, black cylinder and black carpet or hard floor casters.

Hard floor casters are black only.

Shell Color - Polypropylene Non-Flame Retardant

| | |
|--------------|-----|
| Black | PBL |
| Blue Grey | PGR |
| Cayenne | PCY |
| Chocolate | PCT |
| Cool Grey | PCG |
| Cottonwood | PCO |
| Flannel | PFN |
| Grass Green | PGN |
| Light Tone | PLG |
| Mardi Gras | PMG |
| Misty Brown | PMY |
| Nemo | PNE |
| Nordic | PND |
| Poppy Red | PPR |
| Purple Haze | PPH |
| Rubber Ducky | PRK |
| Sand | PSA |
| Sky Blue | PSK |
| Splash | PSH |
| Surf's Up | PSP |
| Ultra Blue | PUB |
| Warm Grey | PWG |
| Wet Sand | PWS |
| Zesty Lime | PZL |

Shell Color - Polypropylene Flame Retardant

| | |
|-------|-----|
| Black | PBL |
|-------|-----|

The above seating product can be manufactured using the appropriate flame-retardant materials for compliance to California Technical Bulletin 133.

TRANSLUCENT colors are available on the upholstered seat models only.

Steel tube arm support and armcaps will match poly seat and back with the following exceptions below:

- When the poly color is translucent bronze, the armcaps will be chocolate.
- When the poly color is translucent diamond, the armcaps will be light tone.
- When the poly color is translucent pewter, the armcaps will be flannel.

Finish Cards

View color swatches for items listed within this document.

Paints

Plastics/Poly

Wood/Veneer

Laminates

Molded Edges

Edge Styles



Hard Plastics

Glass



Grazie®

Task Chairs and Stools

| | MODEL | Features | MODEL NUMBER | | | | | | Approx. Packaged Weight |
|--|--|-----------------------|--------------|--------------------------|--------------------------|--------------------------|--------------------------|--------------------------|-------------------------|
| | | | Basic Model | Base Color | Poly Seat & Back Color | Casters | Fire Code | Upholstery Color | |
|  <p>GPDP GPDU GPDUB</p> | Task Armless Chair • Ergonomic articulation (Perfect Pivot) • Height-adjusting pneumatic cylinder | Polypropylene | GPDNAP | <input type="checkbox"/> | <input type="checkbox"/> | <input type="checkbox"/> | <input type="checkbox"/> | <input type="checkbox"/> | 33.0# |
| | | Upholstered Seat | GPDNAU | <input type="checkbox"/> | <input type="checkbox"/> | <input type="checkbox"/> | <input type="checkbox"/> | <input type="checkbox"/> | 36.0# |
| | | Upholstered Seat/Back | GPDNAUB | <input type="checkbox"/> | <input type="checkbox"/> | <input type="checkbox"/> | <input type="checkbox"/> | <input type="checkbox"/> | 38.0# |
| | | | | | | | | | |
|  <p>GPDP GPDU GPDUB</p> | Task Cantilever Armchair • Ergonomic articulation (Perfect Pivot) • Height-adjusting pneumatic cylinder | Polypropylene | GPDCAP | <input type="checkbox"/> | <input type="checkbox"/> | <input type="checkbox"/> | <input type="checkbox"/> | <input type="checkbox"/> | 36.0# |
| | | Upholstered Seat | GPDCAU | <input type="checkbox"/> | <input type="checkbox"/> | <input type="checkbox"/> | <input type="checkbox"/> | <input type="checkbox"/> | 39.0# |
| | | Upholstered Seat/Back | GPDCAUB | <input type="checkbox"/> | <input type="checkbox"/> | <input type="checkbox"/> | <input type="checkbox"/> | <input type="checkbox"/> | 41.0# |
| | | | | | | | | | |

A **B** **C** **D** **E** **F**

HOW TO ORDER

Indicate the following information on order form:

- Quantity of each item.
- Model number, including options. See "How To Build a Model Number".
- Any special service required.

Note: • The indicates that a choice is required.

- The absence of the indicates that no choice is required.
- Alpha-numeric characters in place of indicate that no other alternatives are available.

HOW TO BUILD A MODEL NUMBER

A Select basic model.

B Select base color.
Refer to the **Product Color Options** page in this price list.
*Add \$110 for polished aluminum base.

C Select poly seat and back color.
Refer to the **Product Color Options** page in this price list.

D Select caster option.
C - Carpet casters (black only)
S - Hard floor casters (black only)

E Select fire code.
NFR - Compliance to TB 117-2013
FR - Compliance to TB 133
See Upholstery Information for TB133 upcharge.

F Select upholstery grade/color.
Refer to ki.com/fabrics



| Delivered Pricing Unupholstered | Delivered Pricing Fabric Grade 1 & C.O.M. | Delivered Pricing Fabric Grade 2 | Delivered Pricing Fabric Grade 3 | Delivered Pricing C.O.V. | Delivered Pricing Vinyl Group 2V | Delivered Pricing Pallas Fabric Group P0 | Delivered Pricing Pallas Fabric Group P1 | Delivered Pricing Pallas Fabric Group P2 | Delivered Pricing Pallas Fabric Group P3 | Delivered Pricing Pallas Fabric Group P4 | |
|---------------------------------|---|----------------------------------|----------------------------------|--------------------------|----------------------------------|--|--|--|--|--|-----|
| \$ 502 | N/A | 619 | 629 | 649 | 619 | 649 | 653 | 694 | 709 | 729 | 757 |
| N/A | 648 | 656 | 677 | 648 | 677 | 680 | 721 | 736 | 756 | 785 | |
| \$ 616 | N/A | 732 | 743 | 762 | 732 | 762 | 765 | 805 | 823 | 840 | 869 |
| N/A | 761 | 770 | 790 | 761 | 790 | 796 | 835 | 851 | 870 | 899 | |

UPHOLSTERY INFORMATION

C.O.M. Upholstery

C.O.M. requirement for 10 chairs or less with upholstered seat or upholstered seat and back is 3/4 yard per chair of 54" wide nondirectional fabric. For orders of 11 or more with upholstered seat and back and for complete information on ordering C.O.M. see "Ordering C.O.M., C.O.V. and C.O.L." section.

OPTIONS

California TB133 Fire Safety Code

For California Technical Bulletin 133 compliant models, add the following upcharge:

Model=Polypropylene
 Added List Price=\$10

Model=Upholstered Seat
 Added List Price=\$70

Model=Upholstered Seat and Back
 Added List Price=\$100

SPECIAL SERVICES

Special Carton Marking

With specially marked information N/C



Shipping

Ships **knocked down, FOB Green Bay, WI 54302, freight prepaid.** Freight class 100.

Specifications and prices are subject to change without prior notice.

Grazie®

Task Chairs and Stools

| | MODEL | Features | MODEL NUMBER | | | | | | Approx. Packaged Weight |
|---|---|-----------------------|--------------|--------------------------|--------------------------|--------------------------|--------------------------|--------------------------|-------------------------|
| | | | Basic Model | Base Color | Poly Seat & Back Color | Casters | Fire Code | Upholstery Color | |
|  | Task Armless Stool • Ergonomic articulation (Perfect Pivot) • Height-adjusting pneumatic cylinder | Polypropylene | GPSNAP | <input type="checkbox"/> | <input type="checkbox"/> | <input type="checkbox"/> | <input type="checkbox"/> | <input type="checkbox"/> | 38.0# |
| | | Upholstered Seat | GPSNAU | <input type="checkbox"/> | <input type="checkbox"/> | <input type="checkbox"/> | <input type="checkbox"/> | <input type="checkbox"/> | 41.0# |
| | | Upholstered Seat/Back | GPSNAUB | <input type="checkbox"/> | <input type="checkbox"/> | <input type="checkbox"/> | <input type="checkbox"/> | <input type="checkbox"/> | 43.0# |
| | | | | | | | | | |
| GPSP | | | | | | | | | |
| GPSU | | | | | | | | | |
| GPSUB | | | | | | | | | |
|  | Task Cantilever Arm Stool • Ergonomic articulation (Perfect Pivot) • Height-adjusting pneumatic cylinder | Polypropylene | GPSCAP | <input type="checkbox"/> | <input type="checkbox"/> | <input type="checkbox"/> | <input type="checkbox"/> | <input type="checkbox"/> | 41.0# |
| | | Upholstered Seat | GPSCAU | <input type="checkbox"/> | <input type="checkbox"/> | <input type="checkbox"/> | <input type="checkbox"/> | <input type="checkbox"/> | 44.0# |
| | | Upholstered Seat/Back | GPSCAUB | <input type="checkbox"/> | <input type="checkbox"/> | <input type="checkbox"/> | <input type="checkbox"/> | <input type="checkbox"/> | 46.0# |
| | | | | | | | | | |
| GPSP | | | | | | | | | |
| GPSU | | | | | | | | | |
| GPSUB | | | | | | | | | |
| | | | A | B | C | D | E | F | |

HOW TO ORDER

Indicate the following information on order form:

- Quantity of each item.
- Model number, including options. See "How To Build a Model Number".
- Any special service required.

Note: • The indicates that a choice is required.

- The absence of the indicates that no choice is required.
- Alpha-numeric characters in place of indicate that no other alternatives are available.

HOW TO BUILD A MODEL NUMBER

A Select basic model.

B Select base color.
Refer to the **Product Color Options** page in this price list.
*Add \$90 for polished aluminum base.

C Select poly seat and back color.
Refer to the **Product Color Options** page in this price list.

D Select caster option.
C - Carpet casters (black only)
S - Hard floor casters (black only)

E Select fire code.
NFR - Compliance to TB 117-2013
FR - Compliance to TB 133
See Upholstery Information for TB133 upcharge.

F Select upholstery grade/color.
Refer to ki.com/fabrics



| Delivered Pricing Unupholstered | Delivered Pricing Fabric Grade 1 & C.O.M. | Delivered Pricing Fabric Grade 2 | Delivered Pricing Fabric Grade 3 | Delivered Pricing C.O.V. | Delivered Pricing Vinyl Group 2V | Delivered Pricing Pallas Fabric Group P0 | Delivered Pricing Pallas Fabric Group P1 | Delivered Pricing Pallas Fabric Group P2 | Delivered Pricing Pallas Fabric Group P3 | Delivered Pricing Pallas Fabric Group P4 | |
|---------------------------------|---|----------------------------------|----------------------------------|--------------------------|----------------------------------|--|--|--|--|--|-----|
| \$ 580 | N/A | 697 | 707 | 729 | 697 | 729 | 731 | 771 | 787 | 806 | 834 |
| N/A | 726 | 734 | 757 | 726 | 757 | 759 | 799 | 813 | 834 | 862 | |
| \$ 659 | N/A | 775 | 786 | 809 | 775 | 809 | 809 | 850 | 865 | 885 | 914 |
| N/A | 805 | 813 | 839 | 805 | 839 | 838 | 879 | 893 | 914 | 943 | |

UPHOLSTERY INFORMATION

C.O.M. Upholstery

C.O.M. requirement for 10 chairs or less with upholstered seat or upholstered seat and back is 3/4 yard per chair of 54" wide nondirectional fabric. For orders of 11 or more with upholstered seat and back and for complete information on ordering C.O.M. see "Ordering C.O.M., C.O.V. and C.O.L." section.

OPTIONS

California TB133 Fire Safety Code

For California Technical Bulletin 133 compliant models, add the following upcharge:

Model=Polypropylene
 Added List Price=\$10

Model=Upholstered Seat
 Added List Price=\$70

Model=Upholstered Seat and Back
 Added List Price=\$100

SPECIAL SERVICES

Special Carton Marking

With specially marked information N/C

Shipping

Ships **knocked down, FOB Green Bay, WI 54302, freight prepaid.** Freight class 100.

Specifications and prices are subject to change without prior notice.

Impress®

General Information



Task Chair (KI62/JR39)



Sled Base Chair (KI60S)



Stool (KI63)

Features

| | | |
|----------------------------------|---|---|
| Free-floating back | • | • |
| Seat slide | • | • |
| Back height adjustable | • | • |
| 3 position back lock | • | • |
| 2-1/2" thick foam cushioned seat | • | • |

General Dimensions

| | | | |
|--------------------------|-------------------|---------|-------------------|
| Seat width | 20-1/2" | 20-1/2" | 20-1/2" |
| Seat depth | 18" | 18" | 18" |
| Seat height | 17-3/4" - 22-1/4" | 18" | 25" - 35" |
| Back width | 20" | 20" | 20" |
| Back height (above seat) | 19-1/2" - 22-1/2" | 21" | 19-1/2" - 22-1/2" |

Overall Dimensions

| | | | |
|--------|-----------|---------|-------------------|
| Width | 26" | 24" | 26" |
| Height | 37" - 45" | 38-1/2" | 43-1/2" - 56-1/2" |



4D T-Arm
(JR69)



Adjustable T-Arm
(JR39)



Fixed Loop Arm
(KR48)



Adjustable Loop Arm
(KR72)

SPECIFICATIONS

Mechanism (KI62 and KI63)

A stamped steel dual housing forms a sturdy cradle for the seat. There are two control levers. One lever actuates the pneumatic cylinder, which adjusts the seat height with infinite selection within the range (KI62). One lever locks the chair in several positions or actuates the free-floating mode. The synchronized 2:1 free floating mode has adjustments of 8° on seat and 16° on back.

Backrest (KI62 and KI63)

The injection molded plastic board has embedded inserts for mounting. The board is covered with contoured molded high-resilient foam and upholstered with fabric. A textured black shroud covers the rear side. An easy-to-operate mechanism is installed on the back board for adjusting the back height (3").

Backrest (KI60S)

The injection molded plastic board has embedded inserts for mounting. The board is covered with contour molded foam and upholstered with fabric. A textured black shroud covers the rear side.

Seat (KI62 and KI63)

Constructed of a 1/2" thick, saddle shape plywood with 2-1/2" molded high-resilient foam and upholstered with fabric. The entire seat assembly is mounted to the mechanism by four screws.

Seat (KI60S)

Constructed of a 1/2" thick, saddle shape plywood with 2-1/2" contour molded high-resilient foam, and covered with upholstered fabric.

Seat Slide (KI62 and KI63)

Double spring-loaded: side-mounted, easy-to-use control. Adjustment range of 3.1" (18" - 21.1")

Seat Height (KI62)

In addition to the standard height cylinder whose dimensions are shown above, there are two optional cylinders:

Low Height: 16-3/4" - 19-1/2"

Tall Height: 20-1/2" - 26-3/4"

To select these optional cylinders, please see the "Options" section on the following page.

Memory Foam

Double layer of foam. Molded memory foam is layered over molded, high-resiliency foam. Seat only.

Pedestal Base (KI62 and KI63)

The 26" diameter, five-blade base is made of reinforced nylon. Black only.

Sled Base (KI60S)

The sled base is formed from 1-1/8" diameter, 13-gauge thickness steel tubing. Black only.

Carpet Casters (KI62 and KI63)

The double 55mm diameter black wheels are molded of high-impact thermoplastic and are

housed in a high impact frame. Hard floor casters are available.

Fixed Loop Arm (KR48)

Arm is black plastic.

Adjustable Loop Arm Option (KR72)

Black molded urethane armcap. Height adjustment of 2-1/2".

Adjustable T-Arm Option (JR39)

Height adjustment of 4-1/4" and width adjustment of 1-1/2" per side. Arm ships KD (same box as the chair) and must be installed on the chair (no tools required).

4D T-Arm (JR69)

Two-way adjustable width/height. Forward-slanting T-arms with ergonomic, maximum-mobility arm top (button-activated arm pad; 1" lateral, 2" forward and back, and diagonal adjustability.) Adjustable height range of 4.25". Adjustable width range of 1.75" each side.

**INFORMATION****C.O.M. Testing and Production Requirements**

Not all materials are suitable for upholstering this product. A 1-1/2 yd. x 54" sample must be submitted and approved prior to acceptance of an order. If the fabric is directional in pattern or weave, the direction must be indicated on the submitted sample, and additional yardage may be requested.

Test samples must be sent to:

Impress
Attn: C.O.M. Department
1110 S. Mildred Ave
Ontario, CA 91761

Fabric Disclaimer




Fabric will be applied as swatched by the fabric manufacturer. Fabric that is required to be applied differently than is swatched will need a Special Cost Request written specifying the direction the fabric is to be applied. The posted standard lead time will apply to the Special Cost Request.

INFORMATION**Warranty**

Refer to K1 Terms & Conditions document or visit ki.com

Impress®

Task Chairs and Stools

| MODEL | Features | MODEL NUMBER | | | | | | |
|--|----------------------------------|--------------|--------------------------|------------|---|---|---|--------------------------|
| | | Basic Model | Memory Foam | Seat Slide | Back Panel | Fire Code | Uph. Color | Base |
|  <p>Impress® Task Chair - Free Float</p> <ul style="list-style-type: none"> • 2-1/2" thick foam cushioned seat • Synchronized free-floating back • Back height adjustment • Multiple-position back lock • Pedestal base available in black only • FR models (no arm and FR39 arm) require the plastic back panel to be upholstered | No Arm | KI62/NA | <input type="checkbox"/> | SLD | <input type="checkbox"/> <input type="checkbox"/> <input type="checkbox"/> <input type="checkbox"/> | <input type="checkbox"/> <input type="checkbox"/> | <input type="checkbox"/> <input type="checkbox"/> <input type="checkbox"/> <input type="checkbox"/> | <input type="checkbox"/> |
| | 4D T-Arm | KI62/JR69 | <input type="checkbox"/> | SLD | <input type="checkbox"/> <input type="checkbox"/> <input type="checkbox"/> <input type="checkbox"/> | NFR | <input type="checkbox"/> <input type="checkbox"/> <input type="checkbox"/> <input type="checkbox"/> | <input type="checkbox"/> |
| | Adjustable T-Arm | KI62/JR39 | <input type="checkbox"/> | SLD | <input type="checkbox"/> <input type="checkbox"/> <input type="checkbox"/> <input type="checkbox"/> | NFR | <input type="checkbox"/> <input type="checkbox"/> <input type="checkbox"/> <input type="checkbox"/> | <input type="checkbox"/> |
| | Adjustable T-Arm, Fire Retardant | KI62/FR39 | <input type="checkbox"/> | SLD | DUB2 | FR | <input type="checkbox"/> <input type="checkbox"/> <input type="checkbox"/> <input type="checkbox"/> | <input type="checkbox"/> |
| | Fixed Loop Arm | KI62/KR48 | <input type="checkbox"/> | SLD | <input type="checkbox"/> <input type="checkbox"/> <input type="checkbox"/> <input type="checkbox"/> | NFR | <input type="checkbox"/> <input type="checkbox"/> <input type="checkbox"/> <input type="checkbox"/> | <input type="checkbox"/> |
| | Adjustable Loop Arm | KI62/KR72 | <input type="checkbox"/> | SLD | <input type="checkbox"/> <input type="checkbox"/> <input type="checkbox"/> <input type="checkbox"/> | NFR | <input type="checkbox"/> <input type="checkbox"/> <input type="checkbox"/> <input type="checkbox"/> | <input type="checkbox"/> |
| IMPR | | | | | | | | |
|  <p>Impress® Guest Chair - Sled Base</p> <ul style="list-style-type: none"> • 2-1/2" thick foam cushioned seat • Cantilevered sled base • Sled base available in black only • FR models (no arm and FR39 arm) require the plastic back panel to be upholstered | No Arm | KI60S/NA | <input type="checkbox"/> | | <input type="checkbox"/> <input type="checkbox"/> <input type="checkbox"/> <input type="checkbox"/> | <input type="checkbox"/> <input type="checkbox"/> | <input type="checkbox"/> <input type="checkbox"/> <input type="checkbox"/> <input type="checkbox"/> | |
| | Fixed Loop Arm | KI60S/KR48 | <input type="checkbox"/> | | <input type="checkbox"/> <input type="checkbox"/> <input type="checkbox"/> <input type="checkbox"/> | NFR | <input type="checkbox"/> <input type="checkbox"/> <input type="checkbox"/> <input type="checkbox"/> | |
| IMPR | | | | | | | | |
|  <p>Impress® Stool</p> <ul style="list-style-type: none"> • 2-1/2" thick foam cushioned seat • Synchronized free-floating back • Back height adjustment • Multiple-position back lock • Pedestal base available in black only • FR models (no arm and FR39 arm) require the plastic back panel to be upholstered | No Arm | KI63/NA | <input type="checkbox"/> | SLD | <input type="checkbox"/> <input type="checkbox"/> <input type="checkbox"/> <input type="checkbox"/> | <input type="checkbox"/> <input type="checkbox"/> | <input type="checkbox"/> <input type="checkbox"/> <input type="checkbox"/> <input type="checkbox"/> | <input type="checkbox"/> |
| | 4D T-Arm | KI63/JR69 | <input type="checkbox"/> | SLD | <input type="checkbox"/> <input type="checkbox"/> <input type="checkbox"/> <input type="checkbox"/> | NFR | <input type="checkbox"/> <input type="checkbox"/> <input type="checkbox"/> <input type="checkbox"/> | <input type="checkbox"/> |
| | Adjustable T-Arm | KI63/JR39 | <input type="checkbox"/> | SLD | <input type="checkbox"/> <input type="checkbox"/> <input type="checkbox"/> <input type="checkbox"/> | NFR | <input type="checkbox"/> <input type="checkbox"/> <input type="checkbox"/> <input type="checkbox"/> | <input type="checkbox"/> |
| | Adjustable T-Arm, Fire Retardant | KI63/FR39 | <input type="checkbox"/> | SLD | DUB2 | FR | <input type="checkbox"/> <input type="checkbox"/> <input type="checkbox"/> <input type="checkbox"/> | <input type="checkbox"/> |
| | Fixed Loop Arm | KI63/KR48 | <input type="checkbox"/> | SLD | <input type="checkbox"/> <input type="checkbox"/> <input type="checkbox"/> <input type="checkbox"/> | NFR | <input type="checkbox"/> <input type="checkbox"/> <input type="checkbox"/> <input type="checkbox"/> | <input type="checkbox"/> |
| | Adjustable Loop Arm | KI63/KR72 | <input type="checkbox"/> | SLD | <input type="checkbox"/> <input type="checkbox"/> <input type="checkbox"/> <input type="checkbox"/> | NFR | <input type="checkbox"/> <input type="checkbox"/> <input type="checkbox"/> <input type="checkbox"/> | <input type="checkbox"/> |
| IMPR | | | | | | | | |

A **B** **C** **D** **E** **F** **G**

HOW TO ORDER

Indicate the following information on order form:

1. Quantity of each item.
2. Model number, including options. See "How To Build a Model Number".
3. Any special service required.

Note: • The indicates that a choice is required.

- The absence of the indicates that no choice is required.
- Alpha-numeric characters in place of indicate that no other alternatives are available.

HOW TO BUILD A MODEL NUMBER

A Select basic model.

B Select memory foam.

NF - No memory foam

MF - Memory foam (for seat only); add \$113

Memory foam for seat only.

C Select seat option.

SLD - Sliding seat

D Select back panel.

POLY - Poly back (standard)

DUB2 - Upholstered back panel; add \$82

E Select fire code.

NFR - Compliance to TB 117-2013

FR - Compliance to TB 133

F Select upholstery grade/color.

Refer to ki.com/fabrics

G Select base option.

C - Carpet casters

S - Hard floor casters



| Approx. Packaged Weight | Delivered Pricing Fabric Grade Soft Knit™ | Delivered Pricing Fabric Grade 1 & C.O.M. | Delivered Pricing Fabric Grade 2 | Delivered Pricing Fabric Grade 3 | Delivered Pricing Vinyl Group 2V | Delivered Pricing Pallas Fabric Group P0 | Delivered Pricing Pallas Fabric Group P1 | Delivered Pricing Pallas Fabric Group P2 | Delivered Pricing Pallas Fabric Group P3 | Delivered Pricing Pallas Fabric Group P4 | Delivered Pricing C.O.L. | Delivered Pricing Leather |
|-------------------------|---|---|----------------------------------|----------------------------------|----------------------------------|--|--|--|--|--|--------------------------|---------------------------|
| 42.0# | \$ 824 | \$ 680 | \$ 705 | \$ 727 | \$ 727 | \$ 755 | \$ 817 | \$ 865 | \$ 906 | \$ 947 | \$ 945 | \$ 1017 |
| 42.0# | 1055 | 912 | 935 | 957 | 957 | 988 | 1050 | 1098 | 1138 | 1177 | 1175 | 1249 |
| 51.0# | 986 | 842 | 864 | 887 | 887 | 919 | 983 | 1029 | 1066 | 1107 | 1104 | 1179 |
| 51.0# | 1332 | 1192 | 1212 | 1234 | 1234 | 1266 | 1329 | 1377 | 1414 | 1453 | 1451 | 1527 |
| 51.0# | 983 | 838 | 862 | 884 | 884 | 915 | 978 | 1023 | 1063 | 1104 | 1101 | 1175 |
| 51.0# | 986 | 842 | 864 | 887 | 887 | 919 | 983 | 1029 | 1066 | 1107 | 1104 | 1179 |

| | | | | | | | | | | | | |
|-------|--------|--------|--------|--------|--------|--------|--------|--------|--------|--------|--------|--------|
| 37.0# | \$ 506 | \$ 366 | \$ 387 | \$ 409 | \$ 409 | \$ 440 | \$ 502 | \$ 550 | \$ 588 | \$ 628 | \$ 625 | \$ 701 |
| 46.0# | 662 | 523 | 545 | 566 | 566 | 596 | 658 | 707 | 748 | 783 | 781 | 859 |

| | | | | | | | | | | | | |
|-------|--------|--------|--------|--------|--------|--------|--------|--------|---------|---------|---------|---------|
| 47.0# | \$ 941 | \$ 800 | \$ 822 | \$ 842 | \$ 842 | \$ 873 | \$ 935 | \$ 985 | \$ 1022 | \$ 1062 | \$ 1058 | \$ 1135 |
| 55.0# | 1172 | 1030 | 1051 | 1074 | 1074 | 1106 | 1169 | 1214 | 1253 | 1294 | 1291 | 1366 |
| 56.0# | 1101 | 958 | 984 | 1003 | 1003 | 1034 | 1097 | 1145 | 1182 | 1224 | 1221 | 1295 |
| 56.0# | 1449 | 1305 | 1330 | 1351 | 1351 | 1382 | 1446 | 1493 | 1530 | 1572 | 1569 | 1641 |
| 56.0# | 1098 | 955 | 981 | 1000 | 1000 | 1029 | 1093 | 1141 | 1180 | 1219 | 1216 | 1291 |
| 56.0# | 1101 | 958 | 984 | 1003 | 1003 | 1034 | 1097 | 1145 | 1182 | 1224 | 1221 | 1295 |

UPHOLSTERY INFORMATION

C.O.M. Upholstery

C.O.M. requirement for 10 chairs or less with poly back is 1 yard (1-1/2 yds with memory foam) of 54" wide nondirectional fabric; upholstered or FR back, 1-1/2" yards of 54" wide nondirectional fabric. For orders of 11 or more chairs and for complete information on ordering C.O.M., see "Ordering C.O.M., C.O.V. and C.O.L." section.

OPTIONS

California TB133 Fire Safety Code

For California Technical Bulletin 133 compliant models, add the following upcharge:

Model=No Arm
 Added List Price=\$139

FR is also available on models with the Adjustable T-arm (JR39 arm). See Models KI62/FR39 and KI63/FR39 for pricing.

When FR version is ordered, the plastic back panel is upholstered (add upcharge). For C.O.M. yardage, see "C.O.M. Upholstery" note.

Optional Seat Height

The Task chair has 2 additional seat height options.

To select Low Height (16-3/4" - 19-1/2"), add CYL4 to the end of the model number.

To select Tall Height (20-1/2" - 26-3/4"), add IPCYL6SHD to the end of the model number.

Note: No additional leadtime or upcharge required.

SPECIAL SERVICES

Special Carton Marking

With specially marked information N/C

Shipping

Ships **knocked down, FOB Ontario, CA 91761, freight prepaid.** Freight class 125.

Specifications and prices are subject to change without prior notice.

Impress® Ultra

General Information



4D T-Arm Task Chair (KI78/JR69)



Midback Adj Loop Arm Task Chair (KI74/KR72)



Guest Chair (KI71S)



Stool (KI75)

Features

| | | | | |
|----------------------------------|---|---|---|---|
| Free-floating back | • | • | • | • |
| Seat slide | • | • | • | • |
| Back height adjustable | • | • | • | • |
| 3 position back lock | • | • | • | • |
| 2-1/2" thick foam cushioned seat | • | • | • | • |

General Dimensions

| | | | | |
|--------------------------|---------------|-------------------|-----------|-------------------|
| Seat width | 20-1/2" | 20-1/2" | 20-1/2" | 20-1/2" |
| Seat depth | 18" - 19-1/2" | 18" - 20-1/2" | 19" | 18" - 20-1/2" |
| Seat height | 17-3/4" - 23" | 17-3/4" - 23" | 18" | 23-1/4" - 31" |
| Back width | 20" | 20" | 20" | 20" |
| Back height (above seat) | 19" | 17-1/2" - 20-1/2" | 22" - 24" | 17-1/2" - 20-1/2" |

Overall Dimensions

| | | | | |
|--------|-----------|-------------------|-----|-----------|
| Width | 26" | 26" | 24" | 26" |
| Height | 35" - 43" | 36-1/2" - 41-1/2" | 42" | 43" - 57" |



4D T-Arm (JR69)



Adjustable T-Arm (JR39)



Fixed Loop Arm (KR48)



Adjustable Loop Arm (KR72)

SPECIFICATIONS

Mechanism (KI74, KI75 and KI78)

Stamped steel dual housing forms a sturdy cradle for the seat. There are two control levers. One lever actuates the pneumatic cylinder. One lever locks the chair at several positions or actuates the free-floating mode. The synchronized 2:1 free-floating mode has adjustments of 8° on seat and 16° on back.

Backrest (KI74, KI75, KI78 and KI71S)

Nylon with fiberglass reinforced frame. Back mesh material is polyethylene elastomeric with polyester.

Back Height (KI74 and KI75)

An easy-to-operate mechanism is installed on the back board for adjusting back height 3".

Headrest (High Back)

Headrest is black leather with adjustable height and angle.

Seat Slide (KI74, KI75 and KI78)

Double spring-loaded: side-mounted, easy-to-use control. Adjustment range of 3.1" (18" - 21.1").

Seat (KI74, KI75 KI78 and KI71S)

Constructed of a 1/2" thick, saddle-shaped plywood with 2-1/2" thick, molded, high-resilient foam and upholstered. The entire seat assembly is mounted to the mechanism by 4 screws.

Seat Height (KI74 and KI78)

In addition to the standard height cylinder whose dimensions are shown above, there are two optional cylinders:

Low Height: 16-3/4" - 19-1/2"

Tall Height: 20-1/2" - 26-3/4"

To select these optional cylinders, please see the "Options" section on the following page.

Memory Foam

Double layer of foam. Molded memory foam is layered over molded, high-resiliency foam. Seat only.

Base (KI74, KI75, and KI78)

26" diameter, five-blade reinforced nylon base. Black only.

Sled Base (KI71S)

Sled shape, 1-1/8" diameter steel tube of 13-gauge steel. Black only.

Carpet Casters (KI74, KI75 and KI78)

The double 55mm diameter black wheels are molded of high-impact thermoplastic and are housed in a high-impact frame. Hard floor casters are available.

Adjustable T-Arm (JR39)

Black molded urethane armcap. 4-1/4" of height adjustment and 3" of total width adjustment. Arm ships KD (same box as the chair) and must be installed on the chair (no tools required).

Adjustable Loop Arm (KR72)

Black molded urethane armcap. Height adjustment of 2-1/2".

4D T-Arm (JR69)

Two-way adjustable width/height. Forward-slanting T-arms with ergonomic, maximum-mobility arm top (button-activated arm pad; 1" lateral, 2" forward and back, and diagonal adjustability.) Adjustable height range of 4.25". Adjustable width range of 1.75" each side.

Fixed Loop Arm (KR48)

Arm is black plastic.



INFORMATION

C.O.M. Testing and Production Requirements

Not all materials are suitable for upholstering this product. A 1-1/2 yd. x 54" sample must be submitted and approved prior to acceptance of an order. If the fabric is directional in pattern or weave, the direction must be indicated on the submitted sample, and additional yardage may be requested.

Test sample must be sent to:

Impress@Ultra
Attn: C.O.M. Department
1110 S. Mildred Ave
Ontario, CA 91761

Fabric Disclaimer

Fabric will be applied as swatched by the fabric manufacturer. Fabric that is required to be applied differently than is swatched will need a Special Cost Request written specifying the direction the fabric is to be applied. The posted standard lead time will apply to the Special Cost Request.





INFORMATION

Warranty

Refer to KI Terms & Conditions document or visit ki.com

Impress® Ultra

Task Chairs and Stools

| | MODEL | Features | MODEL NUMBER | | | | | | |
|---|--|---------------------|--------------|--------------------------|------------|--------------------------|------------|--------------------------|--------------------------|
| | | | Basic Model | Memory Foam | Seat Slide | Headrest | Back Panel | Uph. Color | Base |
|  | Impress® Ultra Task Chair - Mid Back • Back is black mesh • Seat slide • Back height adjustment | No Arm | KI74/NA | <input type="checkbox"/> | SLD | | BL | <input type="checkbox"/> | <input type="checkbox"/> |
| | | 4D T-Arm | KI74/JR69 | <input type="checkbox"/> | SLD | | BL | <input type="checkbox"/> | <input type="checkbox"/> |
| | | Adjustable T-Arm | KI74/JR39 | <input type="checkbox"/> | SLD | | BL | <input type="checkbox"/> | <input type="checkbox"/> |
| | | Fixed Loop Arm | KI74/KR48 | <input type="checkbox"/> | SLD | | BL | <input type="checkbox"/> | <input type="checkbox"/> |
| | | Adjustable Loop Arm | KI74/KR72 | <input type="checkbox"/> | SLD | | BL | <input type="checkbox"/> | <input type="checkbox"/> |
| | | | | | | | | | |
| IMPR | | | | | | | | | |
|  | Impress® Ultra Task Chair - High Back • Back is black mesh • Seat slide • Without back height adjustment • Headrest is black leather and adjustable | No Arm | KI78/NA | <input type="checkbox"/> | SLD | <input type="checkbox"/> | BL | <input type="checkbox"/> | <input type="checkbox"/> |
| | | 4D T-Arm | KI78/JR69 | <input type="checkbox"/> | SLD | <input type="checkbox"/> | BL | <input type="checkbox"/> | <input type="checkbox"/> |
| | | Adjustable T-Arm | KI78/JR39 | <input type="checkbox"/> | SLD | <input type="checkbox"/> | BL | <input type="checkbox"/> | <input type="checkbox"/> |
| | | Fixed Loop Arm | KI78/KR48 | <input type="checkbox"/> | SLD | <input type="checkbox"/> | BL | <input type="checkbox"/> | <input type="checkbox"/> |
| | | Adjustable Loop Arm | KI78/KR72 | <input type="checkbox"/> | SLD | <input type="checkbox"/> | BL | <input type="checkbox"/> | <input type="checkbox"/> |
| | | | | | | | | | |
| IMPR | | | | | | | | | |
|  | Impress® Ultra Task Chair - Guest • Back is black mesh | No Arm | KI71S/NA | <input type="checkbox"/> | | | BL | <input type="checkbox"/> | |
| | | Fixed Loop Arm | KI71S/KR48 | <input type="checkbox"/> | | | BL | <input type="checkbox"/> | |
| | | | | | | | | | |
| IMPR | | | | | | | | | |
|  | Impress® Ultra Stool • Back is black mesh • Seat slide • Back height adjustment • Chrome plated 20" footring | No Arm | KI75/NA | <input type="checkbox"/> | SLD | | BL | <input type="checkbox"/> | <input type="checkbox"/> |
| | | 4D T-Arm | KI75/JR69 | <input type="checkbox"/> | SLD | | BL | <input type="checkbox"/> | <input type="checkbox"/> |
| | | Adjustable T-Arm | KI75/JR39 | <input type="checkbox"/> | SLD | | BL | <input type="checkbox"/> | <input type="checkbox"/> |
| | | Fixed Loop Arm | KI75/KR48 | <input type="checkbox"/> | SLD | | BL | <input type="checkbox"/> | <input type="checkbox"/> |
| | | Adjustable Loop Arm | KI75/KR72 | <input type="checkbox"/> | SLD | | BL | <input type="checkbox"/> | <input type="checkbox"/> |
| | | | | | | | | | |
| IMPR | | | | | | | | | |

A **B** **C** **D** **E** **F** **G**

HOW TO ORDER

Indicate the following information on order form:

- Quantity of each item.
- Model number, including options. See "How To Build a Model Number".
- Any special service required.

Note: • The indicates that a choice is required.

- The absence of the indicates that no choice is required.
- Alpha-numeric characters in place of indicate that no other alternatives are available.

HOW TO BUILD A MODEL NUMBER

A Select basic model.

B Select memory foam.

NF - No memory foam

MF - Memory foam (for seat only); add \$114

Memory foam for seat only.

C Select seat option.

SLD - Sliding seat

D Select headrest.

NH - No headrest (standard)

HR - Headrest; add \$168

E Select back panel.

BL - Black

F Select upholstery grade/color.

Refer to ki.com/fabrics

G Select base option.

C - Carpet casters

S - Hard floor casters



| Approx. Packaged Weight | Delivered Pricing Fabric Grade Soft Knit™ | Delivered Pricing Fabric Grade 1 & C.O.M. | Delivered Pricing Fabric Grade 2 | Delivered Pricing Fabric Grade 3 | Delivered Pricing Vinyl Group 2V | Delivered Pricing Pallas Fabric Group P0 | Delivered Pricing Pallas Fabric Group P1 | Delivered Pricing Pallas Fabric Group P2 | Delivered Pricing Pallas Fabric Group P3 | Delivered Pricing Pallas Fabric Group P4 | Delivered Pricing Leather |
|-------------------------|---|---|----------------------------------|----------------------------------|----------------------------------|--|--|--|--|--|---------------------------|
| 46.0# | \$ 817 | \$ 817 | \$ 867 | \$ 875 | \$ 875 | \$ 857 | \$ 909 | \$ 933 | \$ 958 | \$ 988 | \$ 1043 |
| 54.0# | 1054 | 1054 | 1103 | 1111 | 1111 | 1093 | 1143 | 1168 | 1194 | 1223 | 1279 |
| 54.0# | 984 | 984 | 1032 | 1038 | 1038 | 1018 | 1069 | 1097 | 1121 | 1150 | 1206 |
| 54.0# | 971 | 971 | 1022 | 1030 | 1030 | 1010 | 1062 | 1087 | 1113 | 1142 | 1199 |
| 54.0# | 984 | 984 | 1032 | 1038 | 1038 | 1018 | 1069 | 1097 | 1121 | 1150 | 1206 |
| 54.0# | \$ 817 | \$ 817 | \$ 867 | \$ 875 | \$ 875 | \$ 857 | \$ 909 | \$ 933 | \$ 958 | \$ 988 | \$ 1043 |
| 62.0# | 1054 | 1054 | 1103 | 1111 | 1111 | 1093 | 1143 | 1168 | 1194 | 1223 | 1279 |
| 62.0# | 984 | 984 | 1032 | 1038 | 1038 | 1018 | 1069 | 1097 | 1121 | 1150 | 1206 |
| 62.0# | 971 | 971 | 1022 | 1030 | 1030 | 1010 | 1062 | 1087 | 1113 | 1142 | 1199 |
| 62.0# | 984 | 984 | 1032 | 1038 | 1038 | 1018 | 1069 | 1097 | 1121 | 1150 | 1206 |
| 37.0# | \$ 479 | \$ 479 | \$ 528 | \$ 535 | \$ 535 | \$ 517 | \$ 567 | \$ 594 | \$ 621 | \$ 650 | \$ 703 |
| 45.0# | 633 | 633 | 684 | 691 | 691 | 670 | 721 | 749 | 774 | 805 | 859 |
| 58.0# | \$ 953 | \$ 953 | \$ 1002 | \$ 1007 | \$ 1007 | \$ 990 | \$ 1041 | \$ 1066 | \$ 1094 | \$ 1119 | \$ 1177 |
| 66.0# | 1187 | 1187 | 1236 | 1245 | 1245 | 1225 | 1278 | 1301 | 1328 | 1356 | 1411 |
| 66.0# | 1114 | 1114 | 1166 | 1173 | 1173 | 1152 | 1205 | 1230 | 1256 | 1285 | 1340 |
| 66.0# | 1106 | 1106 | 1155 | 1162 | 1162 | 1143 | 1194 | 1221 | 1248 | 1277 | 1330 |
| 66.0# | 1114 | 1114 | 1166 | 1173 | 1173 | 1152 | 1205 | 1230 | 1256 | 1285 | 1340 |

UPHOLSTERY INFORMATION

C.O.M. Upholstery

C.O.M. requirement for less than five chairs is 1 yard (1-1/2 yds with memory foam) of 54" wide nondirectional fabric. For five or more chairs, it is 3/4 yard of 54" wide nondirectional fabric. For complete information on ordering C.O.M., see "Ordering C.O.M., C.O.V. and C.O.L." section.

OPTIONS

Optional Seat Height

The Task chair has 2 additional seat height options.

To select Low Height (16-3/4" - 19-1/2"), add CYL4 to the end of the model number.

To select Tall Height (20-1/2" - 26-3/4"), add IPCYL6SHD to the end of the model number.

Note: No additional leadtime or upcharge required.

SPECIAL SERVICES

Special Carton Marking

With specially marked information N/C

Shipping

Ships **knocked down, FOB Ontario, CA 91761, freight prepaid.** Freight class 125.

Specifications and prices are subject to change without prior notice.

Oath™

General Information



Armless Task Chair
(OH84QO)



Arm Task Chair
(OH84QB)

| Features | | |
|---|---------------|-------------------|
| Self-weighting (weight-activated) mechanism | • | • |
| Height adjustable arms | | • |
| Black nylon base | • | • |
| 300 lb weight rating | • | • |
| Black or Cool Grey Mesh Back | • | • |
| General Dimensions | | |
| Seat width | 20" | 20" |
| Seat depth | 19" | 19" |
| Seat height | 16-1/2" - 21" | 16-1/2" - 21" |
| Back width | 18" | 18" |
| Back height (above seat) | 23" | 23" |
| Inside arm distance | | 19 1/2" |
| Arm height (from floor) | | 23-1/2" - 30-1/2" |
| Overall Dimensions | | |
| Width | 27-1/2" | 27-1/2" |
| Depth | 26" | 26" |
| Height | 39-1/2" - 44" | 39-1/2" - 44" |
| Base | 26" DIA | 26" DIA |

SPECIFICATIONS

Seat

Plywood seat board with dual molded urethane foams are upholstered using a drawstring method and finished with a black plastic under-shroud.

Mechanism

A self-weighting mechanism passively adjusts backrest tilt tension based on occupant weight. The mechanism is made of stamped steel with a black plastic trim cover. One lever operates the height-adjust cylinder and a second lever allows the backrest tilt mechanism to move freely, or locks it in one of four positions.

Backrest

A reinforced black nylon frame with mesh insert.

Armrests

Optional height-adjustable arms (2 -1/2" range) are molded in black reinforced plastic with molded black polyurethane arm caps.

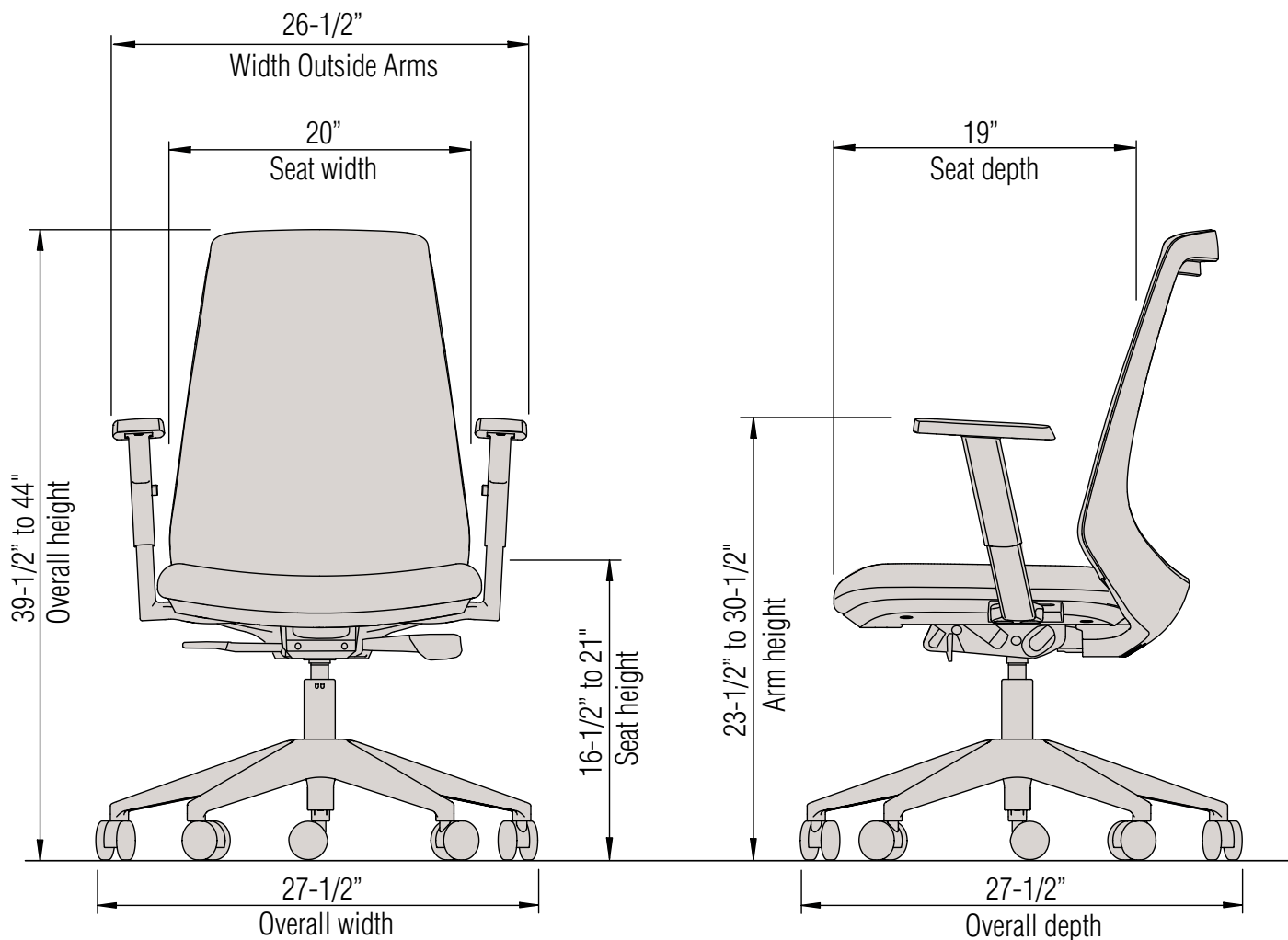
Armrests mount directly to the seat board.

Base

26" base available in an injection-molded, glass-reinforced black nylon 5-blade base or a polished die-cast aluminum 5-blade base.

Casters

Casters are 50mm O.D., double-wheel high-impact thermoplastic, available with hard floor or carpet surface. Only available in black.


INFORMATION
C.O.M. Testing and Production Requirements

Not all materials are suitable for upholstering this product. A 1 yd. x 54" sample must be submitted and approved prior to acceptance of an order. If the fabric is directional in pattern or weave, the direction must be indicated on the submitted sample, and additional yardage may be requested.

Test sample must be sent to:

KI
 Attn: C.O.M. Specialist
 2112 South Green Street
 Tupelo, MS 38801

Fabric Disclaimer

Fabric will be applied as swatched by the fabric manufacturer. Fabric that is required to be applied differently than is swatched will need a Special Cost Request written specifying the direction the fabric is to be applied. The posted standard lead time will apply to the Special Cost Request.

INFORMATION
Warranty

Refer to KI Terms & Conditions document or visit ki.com

Oath Task Chair

Easy adjustments optimize ergonomic comfort

Lumbar Support - built-in lumbar support automatically adjusts to the user for comfort.

Seat Height - To lower, lift the lever while seated - to raise, lift the lever with your weight off the seat. Proper seat height allows your feet to be firmly supported by the floor - hips will be parallel to or slightly above your knees.


300 Pound Weight Rating - chair tested to 300 pound weight rating for increased strength.



Back Tension - weight-activated motion is designed to adjust the recline tension as you move - when you recline, the seat lifts your weight and provides the correct amount of tension.

Arm Height - push button (located inside arm support) to raise and lower the height of the armrests to support forearms and keep shoulders relaxed.

Back Position - push lever backward to unlock the back tilt position and move freely. Push lever forward to lock the back in one of four upright positions.



Oath™

Product Color Options

Back Mesh Color

| | |
|-----------|------|
| Cool Grey | OMCG |
| Black | OMBL |

Base Finish

| | |
|--------------------|---|
| Aluminum base | A |
| Black plastic base | P |

Polished Aluminum requires an upcharge.

Finish Cards

View color swatches for items listed within this document.

Paints

Wood/Veneer

Molded Edges

Hard Plastics

Plastics/Poly

Laminates



Edge Styles

Glass



Oath™

Task Chairs

| MODEL | MODEL NUMBER | | | | | | Approx. Packaged Weight | Delivered Pricing C.O.V. |
|--|--------------|--|--------------------------|---|---|---|-------------------------|--------------------------|
| | Basic Model | Fire Code | Base Finish | Caster Type | Mesh Color | Upholstery Color | | |
|  <p>Armless Task Chair</p> <ul style="list-style-type: none"> • Self-weighting (weight-activated) mechanism • Black or Cool Grey mesh backrest • Upholstered seat | OH84Q0 | <input type="checkbox"/> <input type="checkbox"/> <input type="checkbox"/> | <input type="checkbox"/> | <input type="checkbox"/> <input type="checkbox"/> | <input type="checkbox"/> <input type="checkbox"/> <input type="checkbox"/> <input type="checkbox"/> | <input type="checkbox"/> <input type="checkbox"/> <input type="checkbox"/> <input type="checkbox"/> | 31.0# | \$ 478 |
| OH84 | | | | | | | | |
|  <p>Arm Task Chair</p> <ul style="list-style-type: none"> • Self-weighting (weight-activated) mechanism • Black or Cool Grey mesh backrest • Upholstered seat • Height adjustable arms | OH84QB | <input type="checkbox"/> <input type="checkbox"/> <input type="checkbox"/> | <input type="checkbox"/> | <input type="checkbox"/> <input type="checkbox"/> | <input type="checkbox"/> <input type="checkbox"/> <input type="checkbox"/> <input type="checkbox"/> | <input type="checkbox"/> <input type="checkbox"/> <input type="checkbox"/> <input type="checkbox"/> | 32.5# | \$ 578 |
| OH84 | | | | | | | | |
| | | | A | B | C | D | E | F |

HOW TO ORDER

Indicate the following information on order form:

1. Quantity of each item.
2. Model number, including options. See "How To Build a Model Number".
3. Any special service required.

Note: • The indicates that a choice is required.

- The absence of the indicates that no choice is required.
- Alpha-numeric characters in place of indicate that no other alternatives are available.

HOW TO BUILD A MODEL NUMBER

- A** Select basic model.
- B** Select fire code.
- | | |
|------------|-----------------------------|
| NFR | - Compliance to TB 117-2013 |
| FR | - Compliance to TB 133 |
- See FR upcharge under Options.
- C** Select base finish.
- | | |
|----------|---------------------------|
| A | - Aluminum base; add \$87 |
| P | - Black plastic base |
- D** Select caster option.
- | | |
|-----------|----------------------|
| CC | - Carpet casters |
| SC | - Hard floor casters |
- E** Select backrest mesh color.
Refer to ki.com/fabrics
- F** Select upholstery grade/color.
Refer to ki.com/fabrics



| Delivered Pricing Fabric Grade 1 & C.O.M. | Delivered Pricing Fabric Grade 2 | Delivered Pricing Fabric Grade 3 & Group 2V Vinyl | Delivered Pricing Pallas Fabric Group P0 | Delivered Pricing Pallas Fabric Group P1 | Delivered Pricing Pallas Fabric Group P2 | Delivered Pricing Pallas Fabric Group P3 | Delivered Pricing Pallas Fabric Group P4 |
|---|--|---|--|--|--|--|--|
| \$ 478 | \$ 489 | \$ 495 | \$ 522 | \$ 559 | \$ 581 | \$ 602 | \$ 625 |
| \$ 578 | \$ 589 | \$ 595 | \$ 622 | \$ 659 | \$ 681 | \$ 702 | \$ 725 |

UPHOLSTERY INFORMATION

C.O.M. and C.O.V. Upholstery

C.O.M. and C.O.V. requirement for less than 10 chairs is 1 yard of 54" wide nondirectional fabric. For orders of 10 or more chairs, the requirement is 1/2 yard. For complete information on ordering C.O.M. and C.O.V., see "Ordering C.O.M., C.O.V. and C.O.L." section.

OPTIONS

California TB133 Fire Safety Code

For California Technical Bulletin 133 compliant models, add the following upcharge:

Added Lead Time=1 week
 Added List Price=\$73

SPECIAL SERVICES

Special Carton Marking

With specially marked information N/C

Shipping

Ships **knocked down, FOB Tupelo, MS 38804, freight prepaid.** Freight class 250.

Specifications and prices are subject to change without prior notice.



Pilot Armless Chair (K188/NA)



Pilot Task Loop Arm Chair (K188/KR48)



Pilot Task T-Arm Chair (K188/KR300)

| Features | | | |
|---------------------------------|---------------|---------------|---------------|
| Adjustable back angle | • | • | • |
| Extra wide seat | • | • | • |
| Seat depth adjustment | • | • | • |
| Back height adjustment | • | • | • |
| Warranted to 400 lbs & 24/7 use | • | • | • |
| General Dimensions | | | |
| Seat width | 24" | 24" | 24" |
| Seat depth | 17" - 19-1/2" | 17" - 19-1/2" | 17" - 19-1/2" |
| Seat height | 18" - 23" | 18" - 23" | 18" - 23" |
| Back width | 23-1/2" | 23-1/2" | 23-1/2" |
| Back height from seat | 25" | 25" | 25" |
| Overall Dimensions | | | |
| Width | 27" | 27" | 31-1/2" |
| Depth | 27" | 27" | 27" |
| Height | 43" - 52" | 43" - 52" | 43" - 52" |

SPECIFICATIONS

Seat

Seat is constructed of 5/8" thick, 10-ply plywood with one solid steel reinforcement plate that spans from seat edge to seat edge and 3.75" thick molded foam. The steel reinforcement plate has welded steel t-nuts for arms and mechanism. The contoured molded foam-covered board is upholstered with fabric. The front edge of the seat has a waterfall design. The seat is attached to a seat mechanism with four 5/16" screws into steel welded t-nuts.

An integral seat slide is attached to the under side of the seat board which allows the seat depth to be adjusted from 17" to 19-1/2". A black dust cover fabric shrouds the seat slide. The seat slide assembly is mounted to steel attachment brackets in the mechanism and seat plate that allow the seat to slide in and out.

Seat Mechanism

Chair features infinitely locking back angle, and tilt rocking.

Pneumatic Height Adjustment

Chair features pneumatic seat height adjustment from 18" to 23".

Backrest (vertically adjustable)

Backrest is constructed of 1/2" thick 9-ply plywood and 2-1/2" body-contoured molded foam. The outer back shell is upholstered plywood. The backrest is attached to a five-position ratcheting mechanism that provides 4" of vertical adjustment along a 1/4" thick x 4" wide high-strength steel J-bar. The J-bar is fastened directly to the seat mechanism with three 5/16" bolts.

T-Arms

Adjustable, heavy-duty arms have 2-3/4" vertical travel (from approximately 10" - 12-3/4" above the seat). There is 1-1/4" of width adjustment per side or 2-1/2" width adjustment total.

Loop Armrests

Main armrest support is made of 1/4" thick by 2-1/4" wide bent steel constructions. Armrests are attached to a solid steel reinforcement plate that spans from side to side and which is mounted to the seat board for increased arm strength. Armrest pads are self-skinning soft urethane material with steel inner structures. Loop arms are fixed height.

Base

Extra-wide 27" five-blade base constructed of heavy-duty composite. The center of the base has a patented non-slip ring where the pneumatic cylinder is mounted. A telescoping cylinder shroud conceals the heavy-duty pneumatic cylinder.

Casters

Heavy-duty 55mm diameter double wheels are molded of high-impact plastic with steel stud.

**INFORMATION****C.O.M. Testing and Production Requirements**

Not all materials are suitable for upholstering this product. A 2-1/2 yd x 54" sample must be submitted and approved prior to acceptance of an order. If the fabric is directional in pattern or weave, the direction must be indicated on the submitted sample, and additional yardage maybe requested.

Test samples must be sent to:

Pilot
Attn: C.O.M. Department
1110 S. Mildred Ave.
Ontario, CA 91761

Fabric Disclaimer

Fabric will be applied as swatched by the fabric manufacturer. Fabric that is required to be applied differently than is swatched will need a Special Cost Request written specifying the direction the fabric is to be applied. The posted standard lead time will apply to the Special Cost Request.

Assembly


Ship knocked-down (KD). Minimal assembly required.

INFORMATION**Warranty**

Refer to KI Terms & Conditions document or visit ki.com

Pilot®

Task Chairs

| | MODEL | Features | MODEL NUMBER | | | Approx. Packaged Weight | Delivered Pricing Fabric Grade 1 & C.O.M. | Delivered Pricing Fabric Grade 2 |
|--|---|----------|--------------|--------------------------|------------------|-------------------------|---|----------------------------------|
| | | | Basic Model | Base | Upholstery Color | | | |
|  <p>PILOT</p> | Pilot Chair • Oversized seat and back • Extra cushioning • Back height and seat depth adjustment • Pedestal base available in black only | No Arm | KI88/NA | <input type="checkbox"/> | □□□□□ | 68.0# | \$ 1438 | \$ 1458 |
| | | Loop Arm | KI88/KR48 | <input type="checkbox"/> | □□□□□ | 80.0# | 1590 | 1611 |
| | | T-Arm | KI88/KR300 | <input type="checkbox"/> | □□□□□ | 80.0# | 1628 | 1649 |
| | | | | | | | | |
| | | | | | | | | |
| | | | | | | | | |
| | | | | | | | | |

A **B** **C**

HOW TO ORDER

Indicate the following information on order form:

- Quantity of each item.
- Model number, including options. See "How To Build a Model Number".
- Any special service required.

- Note:
- The indicates that a choice is required.
 - The absence of the indicates that no choice is required.
 - Alpha-numeric characters in place of indicate that no other alternatives are available.

HOW TO BUILD A MODEL NUMBER

- A** Select basic model.
- B** Select base option.

| | |
|----------|----------------------|
| C | - Carpet casters |
| G | - Glides |
| S | - Hard floor casters |
- C** Select upholstery grade/color. Refer to ki.com/fabrics



| Delivered Pricing Fabric Grade 3 | Delivered Pricing C.O.V. | Delivered Pricing Vinyl Group 2V | Delivered Pricing Pallas Fabric Group P0 | Delivered Pricing Pallas Fabric Group P1 | Delivered Pricing Pallas Fabric Group P2 | Delivered Pricing Pallas Fabric Group P3 | Delivered Pricing Pallas Fabric Group P4 | Delivered Pricing Leather |
|----------------------------------|--------------------------|----------------------------------|--|--|--|--|--|---------------------------|
| \$ 1479 | \$ 1438 | \$ 1479 | \$ 1543 | \$ 1623 | \$ 1680 | \$ 1740 | \$ 1811 | \$ 2400 |
| 1633 | 1590 | 1633 | 1695 | 1775 | 1832 | 1895 | 1964 | 2553 |
| 1669 | 1628 | 1669 | 1733 | 1813 | 1870 | 1929 | 2000 | 2590 |

UPHOLSTERY INFORMATION

C.O.M. Upholstery

C.O.M. requirement is 2-1/2 yards per chair of 54" wide nondirectional fabric; solid colors only. For complete information on ordering C.O.M., see "Ordering C.O.M., C.O.V. and C.O.L." section.

SPECIAL SERVICES

Special Carton Marking

With specially marked information N/C

Shipping

Ships **knocked down, FOB Ontario, CA 91761, freight prepaid.** Freight class 125.

Specifications and prices are subject to change without prior notice.

Sift™

General Information



Armless Task Chair
(SIFTNA)



4D Adjustable T-Arm
Task Chair
(SIFTAA)



Armless Task Stool
(SIFTNA)



4D Adjustable T-Arm
Task Stool
(SIFTAA)



Cantilever Arm Guest
Chair
(SIFTGCA)

Features

| | | | | | |
|--------------------------------------|---|---|---|---|---|
| Synchrotilt | • | • | • | • | |
| Seat slide | • | • | • | • | |
| Back lock | • | • | • | • | |
| Mesh seat and back | • | • | • | • | • |
| Upholstered Seat | • | • | • | • | • |
| Adjustable lumbar | • | • | • | • | • |
| 4D adjustable T-arm | | • | | • | |
| Fixed cantilever arm | | | | | • |
| Black nylon or brushed aluminum base | • | • | • | • | |
| 300 lb. tested | • | • | • | • | • |

General Dimensions

| | | | | | |
|--------------------------|-------------------|-------------------|---------------|-------------------|---------|
| Seat width | 19" | 19" | 19" | 19" | 19" |
| Seat depth | 19" | 19" | 19" | 19" | 19" |
| Seat height | 18-1/4" - 22-1/4" | 18-1/4" - 22-1/4" | 21-1/4" - 29" | 21-1/4" - 29" | 19-1/2" |
| Back width | 18" | 18" | 18" | 18" | 18" |
| Back height (above seat) | 20-1/2" | 20-1/2" | 20-1/2" | 20-1/2" | 16" |
| Inside arm distance | | 18-1/2" - 19-1/2" | | 18-1/2" - 19-1/2" | 19" |
| Arm height (from floor) | | | | | 26-1/8" |

Overall Dimensions

| | | | | | |
|--------|---------|---------|---------|---------|---------|
| Width | 27" | 27" | 27" | 27" | 22-1/4" |
| Depth | 29-1/4" | 29-1/4" | 29-1/4" | 29-1/4" | 21-1/4" |
| Height | 42-3/4" | 42-3/4" | 50-3/8" | 50-3/8" | 35-3/4" |
| Base | 26" | 26" | 26" | 26" | |

SPECIFICATIONS

TASK CHAIR

Backrest and Mesh Seat

Reinforced nylon frame with mesh material. *SoSoft* mesh material is made from 65% polyester and 35% nylon. Integral polypropylene lumbar support mechanism is easily adjusted by the user within a 3" range.

Mechanism

Stamped steel mechanism provides for sturdy seat and back mounting. Height-adjustable pneumatic cylinder is actuated by a control lever beneath the seat. Seat height adjusts from 18-1/4" to 22-1/4". Back lock mechanism provides five back positions. Tension control knob adjusts the tension recline force. Spring-loaded seat slide mechanism controls seat depth adjustment in five positions through a distance of 1-1/2" and is side mounted for easy use. Synchronized 2:1 seat/back tilt mechanism has movement of 8 degrees on seat and 16 degrees on back.

Base

Standard 26" diameter, five-blade reinforced nylon base, black only. Optional 26" diameter polished aluminum five-blade base.

Casters

Double 65mm diameter black wheels are molded of reinforced plastic. Hard floor or carpet casters available.

Adjustable T-Arm

Black molded urethane armcap. Armcaps move forward/backward in five positions through 1-1/2". Armcap width adjusts in five positions through 1". Arm support width can be set between 18-1/2" - 19-1/2" at assembly. Armrest height adjusts to 11 positions through 2-3/4". Armcaps rotate in three positions (+/- 20 degrees).

Weight Capacity

Passes all BIFMA x 5.1-2011 and KI's internal standard for 300 pound capacity.

GUEST CHAIR

Backrest and Mesh Seat

Reinforced nylon frame with mesh material. *SoSoft* mesh material is made from 65% polyester and 35% nylon. Backrest and seat secured to frame with four bolts each.

Upholstered Seat

Plywood seat structure with two layers of polyurethane foam with a fabric cover held in place with staples.

Frame

Tubular steel frame made with .08" thick x 1.32" x .88" oval steel tubing.

Arms

Arms are integral to the frame with a black molded reinforced nylon armcap.

Glides

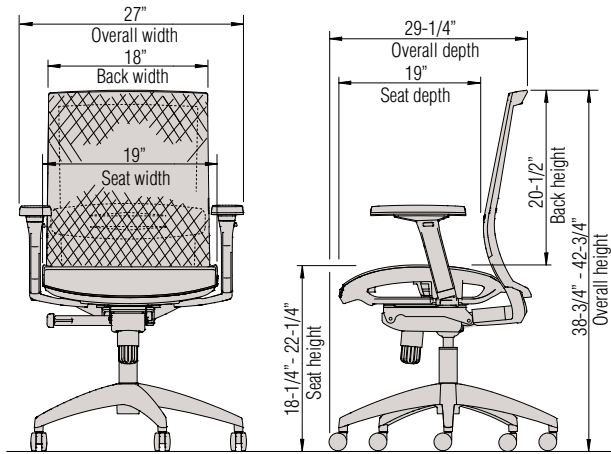
Four nylon glides.

Weight Capacity

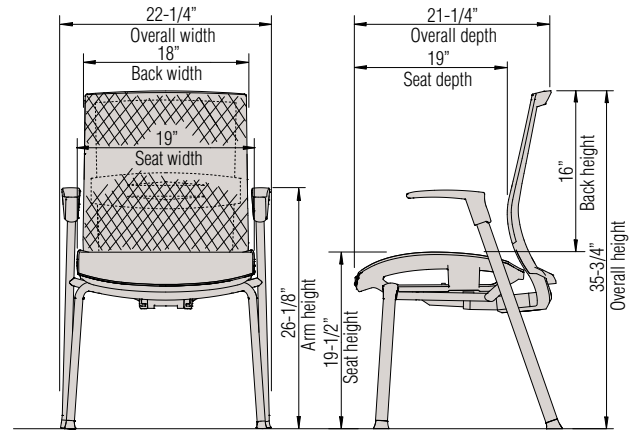
Passes all BIFMA x 5.1-2011 and KI's internal standard for 300 pound capacity.

TASK STOOL

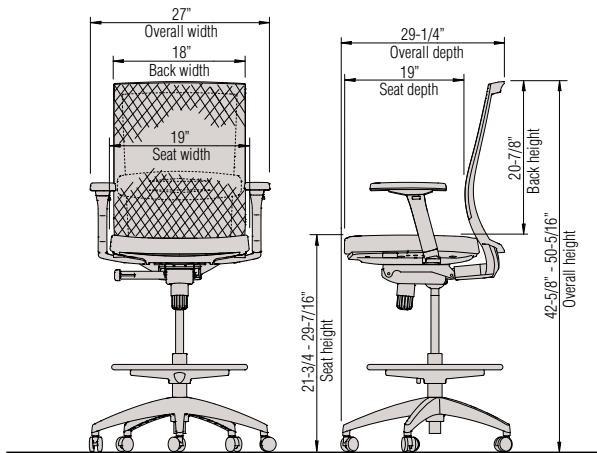
In addition to the standard height unit described under the Task Chair, a stool height version is available. Stools are equipped with a pneumatic cylinder allowing adjustment of seat height from 21-1/2" - 29". The 18" diameter adjustable footring is made of die-cast aluminum with a chrome-plated tubular steel ring and black "spokes." Stools are available with plastic or polished bases.



Task Chair



Guest Chair



Task Stool

INFORMATION

Warranty

Refer to KI Terms & Conditions document or visit ki.com

Sift™

Product Color Options

Base Color

- Aluminum base A
- Black plastic base P

Aluminum base requires an upcharge.

Finish Cards

View color swatches for items listed within this document.

Paints

Wood/Veneer

Molded Edges

Hard Plastics



Plastics/Poly

Laminates

Edge Styles

Glass



| | MODEL | Features | MODEL NUMBER | | | | | Approx. Packaged Weight |
|--|---|--------------------|--------------|--------------------------|--------------------------|-----------|------------------|-------------------------|
| | | | Basic Model | Base | Casters | Fire Code | Upholstery Color | |
|  Mesh Seat | Task Armless Chair | Mesh Seat and Back | SIFTNA | <input type="checkbox"/> | <input type="checkbox"/> | □□□ | | 43.0# |
| | <ul style="list-style-type: none"> • "SoSoft" mesh back and mesh seat or uph seat • Adjustable lumbar • Tested to all 300 lb. BIFMA standards • Ships fully assembled | Upholstered Seat | SIFTUNA | <input type="checkbox"/> | <input type="checkbox"/> | □□□ | □□□□□ | 43.0# |
| SIFT | | | | | | | | |
| SIFTU | | | | | | | | |
|  Uph. Seat | Task 4D Adjustable T-Arm Chair | Mesh Seat and Back | SIFTAA | <input type="checkbox"/> | <input type="checkbox"/> | □□□ | | 49.0# |
| | <ul style="list-style-type: none"> • "SoSoft" mesh back and mesh seat or uph seat • Adjustable lumbar • Tested to all 300 lb. BIFMA standards • Ships fully assembled | Upholstered Seat | SIFTUAA | <input type="checkbox"/> | <input type="checkbox"/> | □□□ | □□□□□ | 49.0# |
| SIFT | | | | | | | | |
| SIFTU | | | | | | | | |

A **B** **C** **D** **E**

HOW TO ORDER

Indicate the following information on order form:

1. Quantity of each item.
2. Model number, including options. See "How To Build a Model Number".
3. Any special service required.

Note: • The indicates that a choice is required.

- The absence of the indicates that no choice is required.
- Alpha-numeric characters in place of indicate that no other alternatives are available.

HOW TO BUILD A MODEL NUMBER

A Select basic model.

B Select base option.

P - Black plastic base

A - Aluminum base; add \$90

C Select casters.

C - Carpet casters

S - Hard floor casters; add \$50

D Select fire code.

NFR - Compliance to TB 117-2013

FR - Compliance to TB 133

See FR upcharge under Options.

E Select upholstery grade/color.

Refer to ki.com/fabrics



| Delivered Pricing Unupholstered | Delivered Pricing Fabric Grade 1 & C.O.M. | Delivered Pricing Fabric Grade 2 | Delivered Pricing Fabric Grade 3 | Delivered Pricing C.O.V. | Delivered Pricing Vinyl Group 2V | Delivered Pricing Pallas Fabric Group P0 | Delivered Pricing Pallas Fabric Group P1 | Delivered Pricing Pallas Fabric Group P2 | Delivered Pricing Pallas Fabric Group P3 | Delivered Pricing Pallas Fabric Group P4 | |
|---------------------------------|---|----------------------------------|----------------------------------|--------------------------|----------------------------------|--|--|--|--|--|-----|
| \$ 726 | N/A | 652 | 665 | 671 | 652 | 671 | 699 | 738 | 762 | 785 | 809 |
| \$ 866 | N/A | 794 | 806 | 811 | 794 | 811 | 840 | 881 | 903 | 926 | 952 |

UPHOLSTERY INFORMATION

C.O.M. and C.O.V. Upholstery

C.O.M. and C.O.V. requirement for less than 10 chairs is 1 yard of 54" wide nondirectional fabric. For orders of 10 or more chairs, the requirement is 1/2 yard. For complete information on ordering C.O.M. and C.O.V., see "Ordering C.O.M., C.O.V. and C.O.L." section.

OPTIONS

California TB133 Fire Safety Code

For California Technical Bulletin 133 compliant models, add the following upcharge:

Model=Mesh
 Added Lead Time=1 week
 Added List Price=\$79

Model=Upholstered Seat
 Added Lead Time=1 week
 Added List Price=\$79

SPECIAL SERVICES

Special Carton Marking

With specially marked information N/C



Shipping

Ships **assembled, FOB Tupelo, MS 38804, freight prepaid.** Freight class 250.

Specifications and prices are subject to change without prior notice.

Sift™

Task and Guest Chairs

| | MODEL | Features | MODEL NUMBER | | | | | Approx. Packaged Weight |
|--|---|--------------------|--------------|--------------------------|--------------------------|--|---|-------------------------|
| | | | Basic Model | Base | Casters | Fire Code | Upholstery Color | |
|  <p>Mesh Seat</p> | Task Armless Stool | Mesh Seat and Back | SIFTSNA | <input type="checkbox"/> | <input type="checkbox"/> | <input type="checkbox"/> <input type="checkbox"/> <input type="checkbox"/> | <input type="checkbox"/> <input type="checkbox"/> <input type="checkbox"/> <input type="checkbox"/> <input type="checkbox"/> <input type="checkbox"/> | 43.0# |
| | <ul style="list-style-type: none"> • "SoSoft" mesh back and mesh seat or uph seat • Adjustable lumbar • Tested to all 300 lb. BIFMA standards • Ships fully assembled | Upholstered Seat | SIFTSUNA | <input type="checkbox"/> | <input type="checkbox"/> | <input type="checkbox"/> <input type="checkbox"/> <input type="checkbox"/> | <input type="checkbox"/> <input type="checkbox"/> <input type="checkbox"/> <input type="checkbox"/> <input type="checkbox"/> <input type="checkbox"/> | 43.0# |
| SIFTS | | | | | | | | |
| SIFSU | | | | | | | | |
|  <p>Uph. Seat</p> | Task 4D Adjustable T-Arm Stool | Mesh Seat and Back | SIFTSAA | <input type="checkbox"/> | <input type="checkbox"/> | <input type="checkbox"/> <input type="checkbox"/> <input type="checkbox"/> | <input type="checkbox"/> <input type="checkbox"/> <input type="checkbox"/> <input type="checkbox"/> <input type="checkbox"/> <input type="checkbox"/> | 49.0# |
| | <ul style="list-style-type: none"> • "SoSoft" mesh back and mesh seat or uph seat • Adjustable lumbar • Tested to all 300 lb. BIFMA standards • Ships fully assembled | Upholstered Seat | SIFTSUAA | <input type="checkbox"/> | <input type="checkbox"/> | <input type="checkbox"/> <input type="checkbox"/> <input type="checkbox"/> | <input type="checkbox"/> <input type="checkbox"/> <input type="checkbox"/> <input type="checkbox"/> <input type="checkbox"/> <input type="checkbox"/> | 49.0# |
| SIFTS | | | | | | | | |
| SIFSU | | | | | | | | |

A **B** **C** **D** **E**

HOW TO ORDER

Indicate the following information on order form:

1. Quantity of each item.
2. Model number, including options. See "How To Build a Model Number".
3. Any special service required.

Note: • The indicates that a choice is required.

- The absence of the indicates that no choice is required.
- Alpha-numeric characters in place of indicate that no other alternatives are available.

HOW TO BUILD A MODEL NUMBER

- A** Select basic model.
- B** Select base option.

| | |
|----------|---------------------------|
| P | - Black plastic base |
| A | - Aluminum base; add \$90 |
- C** Select casters.

| | |
|----------|--------------------------------|
| C | - Carpet casters |
| S | - Hard floor casters; add \$50 |
- D** Select fire code.

| | |
|------------|-----------------------------|
| NFR | - Compliance to TB 117-2013 |
| FR | - Compliance to TB 133 |

See FR upcharge under Options.
- E** Select upholstery grade/color. Refer to ki.com/fabrics



| Delivered Pricing Unupholstered | Delivered Pricing Fabric Grade 1 & C.O.M. | Delivered Pricing Fabric Grade 2 | Delivered Pricing Fabric Grade 3 | Delivered Pricing C.O.V. | Delivered Pricing Vinyl Group 2V | Delivered Pricing Pallas Fabric Group P0 | Delivered Pricing Pallas Fabric Group P1 | Delivered Pricing Pallas Fabric Group P2 | Delivered Pricing Pallas Fabric Group P3 | Delivered Pricing Pallas Fabric Group P4 | |
|---------------------------------|---|----------------------------------|----------------------------------|--------------------------|----------------------------------|--|--|--|--|--|-----|
| \$ 839 | N/A | 766 | 778 | 785 | 766 | 785 | 812 | 853 | 876 | 899 | 924 |

| | | | | | | | | | | | |
|--------|-----|-----|-----|-----|-----|-----|-----|-----|------|------|------|
| \$ 982 | N/A | 909 | 920 | 926 | 909 | 926 | 955 | 994 | 1018 | 1040 | 1066 |
|--------|-----|-----|-----|-----|-----|-----|-----|-----|------|------|------|

UPHOLSTERY INFORMATION

C.O.M. and C.O.V. Upholstery

C.O.M. and C.O.V. requirement for less than 10 chairs is 1 yard of 54" wide nondirectional fabric. For orders of 10 or more chairs, the requirement is 1/2 yard. For complete information on ordering C.O.M. and C.O.V., see "Ordering C.O.M., C.O.V. and C.O.L." section.

OPTIONS

California TB133 Fire Safety Code

For California Technical Bulletin 133 compliant models, add the following upcharge:

Model=Mesh
 Added Lead Time=1 week
 Added List Price=\$79

Model=Upholstered Seat
 Added Lead Time=1 week
 Added List Price=\$79

SPECIAL SERVICES

Special Carton Marking

With specially marked information N/C


Shipping

Ships **assembled, FOB Tupelo, MS 38804, freight prepaid.** Freight class 250.

Specifications and prices are subject to change without prior notice.

Sift™

Task and Guest Chairs

| | MODEL | Features | MODEL NUMBER | | | Approx. Packaged Weight | Delivered Pricing Unupholstered |
|--|----------------------------------|--|------------------|--|--|---|---------------------------------|
| | | | Basic Model | Fire Code | Upholstery Color | | |
|  <p>SIFTG SIFGU</p> | Guest Cantilever Armchair | Mesh Seat and Back | SIFTGCA | <input type="checkbox"/> <input type="checkbox"/> <input type="checkbox"/> | | 38.0# | \$ 570 |
| | | <ul style="list-style-type: none"> • "Suffo" mesh back and mesh seat or upholstered seat • Adjustable lumbar • Tested to all 300 lb. BIFMA standards • Ships fully assembled | Upholstered Seat | SIFTUCA | <input type="checkbox"/> <input type="checkbox"/> <input type="checkbox"/> | <input type="checkbox"/> <input type="checkbox"/> <input type="checkbox"/> <input type="checkbox"/> | 38.0# |
| | | | | | | | |
| | | | | | | | |
| | | | | | | | |
| | | | | | | | |

A **B** **C**

HOW TO ORDER

Indicate the following information on order form:

1. Quantity of each item.
2. Model number, including options. See "How To Build a Model Number".
3. Any special service required.

Note: • The indicates that a choice is required.

- The absence of the indicates that no choice is required.
- Alpha-numeric characters in place of indicate that no other alternatives are available.

HOW TO BUILD A MODEL NUMBER

- A** Select basic model.
- B** Select fire code.

| | |
|------------|-----------------------------|
| NFR | - Compliance to TB 117-2013 |
| FR | - Compliance to TB 133 |

 See FR upcharge under Options.
- C** Select upholstery grade/color. Refer to ki.com/fabrics



| Delivered Pricing Fabric Grade 1 & C.O.M. | Delivered Pricing Fabric Grade 2 | Delivered Pricing Fabric Grade 3 | Delivered Pricing C.O.V. | Delivered Pricing Vinyl Group 2V | Delivered Pricing Pallas Fabric Group P0 | Delivered Pricing Pallas Fabric Group P1 | Delivered Pricing Pallas Fabric Group P2 | Delivered Pricing Pallas Fabric Group P3 | Delivered Pricing Pallas Fabric Group P4 |
|---|----------------------------------|----------------------------------|--------------------------|----------------------------------|--|--|--|--|--|
| 530 | 544 | 549 | 530 | 549 | 578 | 618 | 641 | 664 | 688 |

UPHOLSTERY INFORMATION

C.O.M. and C.O.V. Upholstery

C.O.M. and C.O.V. requirement for less than 10 chairs is 1 yard of 54" wide nondirectional fabric. For orders of 10 or more chairs, the requirement is 1/2 yard. For complete information on ordering C.O.M. and C.O.V., see "Ordering C.O.M., C.O.V. and C.O.L." section.

OPTIONS

California TB133 Fire Safety Code

For California Technical Bulletin 133 compliant models, add the following upcharge:

Model=Mesh
Added Lead Time=1 week
Added List Price=\$79

Model=Upholstered Seat
Added Lead Time=1 week
Added List Price=\$79

SPECIAL SERVICES

Special Carton Marking

With specially marked information N/C

Shipping

Ships **assembled, FOB Tupelo, MS 38804, freight prepaid.** Freight class 250.

Specifications and prices are subject to change without prior notice.

Strive®

General Information



Task Cantilever Armchair (SPDCAU)



Armless Task Stool (SPSNAU)

| Features | | |
|--|-------------------|-------------------|
| Poly, upholstered seat, or upholstered seat/back | • | • |
| Flex back | • | • |
| General Dimensions | | |
| Seat width | 18" | 18" |
| Seat depth | 18" | 18" |
| Seat height (upholstered - add 1") | 17-1/4" - 22-1/4" | 22-1/4" - 32-1/2" |
| Overall Dimensions | | |
| Width | 27-1/2" | 27-1/2" |
| Depth | 27-1/2" | 27-1/2" |
| Height | 32-3/4" - 37-3/4" | 37-3/4" - 48" |
| Arms to floor | 26" - 31" | |

SPECIFICATIONS

Seat

Injection molded polypropylene attached directly to the structure.

Underseat Structure

Support structure is die-formed, 13-gauge steel welded to a 1" o.d. x 14-gauge tubular steel crossmember.

Arms

When equipped with optional cantilevered arms, the supporting structure is 7/8" o.d. x 13-gauge tubular steel, welded directly to the seat support structure. The armcaps are injection molded nylon and are attached to the steel structure by means of screws. Both the steel tube arm support and the armcaps will match the color of the poly seat and back.

Backrest

Injection molded polypropylene with integral steel cantilever springs. The combination of

the slotted polypropylene back and the spring steel provides a supportive flexing back. Springs are nominal 4.5mm diameter chrome silicon valve spring wire.

Base

26" injection-molded glass-reinforced nylon 5-blade base (black or warm grey available on chair or stool). Casters have high-impact thermoplastic double wheels. A single control paddle under the seat operates the height-adjusting pneumatic cylinder.

Base color selection for black includes; black base, black cylinder and black carpet or hard floor casters.

Base color selection for warm grey includes; warm grey base, warm grey cylinder and warm grey carpet casters (hard floor casters not available in warm grey).

Stool cylinder is always black.

Casters

Double wheels of high-impact thermoplastic. High-impact plastic frame. Casters are monochromatic with base. Carpet or hard floor casters offered. Hard floor casters are black only.

Frame Finishes

Baked-on, electrostatically-applied 45° gloss epoxy powder coating.

Optional Upholstered Seat or Seat & Back

Molded urethane foam is attached to an injection molded polypropylene seat board, then upholstered using a draw-string process. The assembled seat pad is attached to the seat by means of hidden fasteners.

Task Stools

In addition to the standard height unit described above, a stool-height version is available. Stools are equipped with a pneumatic cylinder allowing adjustment of seat height. The 18" diameter adjustable-height foot ring is made of die-cast aluminum with a chrome-plated tubular steel ring and black "spokes."


INFORMATION
C.O.M. Testing and Production Requirements

Not all materials are suitable for upholstering this product. A 1 yd. x 54" sample must be submitted and approved prior to acceptance of an order. If the fabric is directional in pattern or weave, the direction must be indicated on the submitted sample, and additional yardage may be requested.

Test samples must be sent to:

KI
 Attn: C.O.M. Specialist
 1687 Westminster Drive - Gate 3
 Green Bay, WI 54302

Fabric Disclaimer

Fabric will be applied as swatched by the fabric manufacturer. Fabric that is required to be applied differently than is swatched will need a Special Cost Request written specifying the direction the fabric is to be applied. The posted standard lead time will apply to the Special Cost Request.

Task chairs and task stools ship knockdown. Minimal assembly is required.

INFORMATION
Warranty

Refer to KI Terms & Conditions document or visit ki.com

Base/Caster Color

| | |
|-----------|----|
| Black | BL |
| Warm Grey | WG |

Hard floor casters are black only.

Base color selection for black includes; black base, black cylinder and black carpet or hard floor casters.

Base color selection for warm grey includes; warm grey base, warm grey cylinder and warm grey carpet casters (hard floor casters not available in warm grey).

Stool cylinder is always black.

Shell Color - Polypropylene Non-Flame Retardant

| | |
|--------------|-----|
| Black | PBL |
| Blue Grey | PGR |
| Cayenne | PCY |
| Chocolate | PCT |
| Cool Grey | PCG |
| Cottonwood | PCO |
| Flannel | PFN |
| Grass Green | PGN |
| Light Tone | PLG |
| Mardi Gras | PMG |
| Misty Brown | PMY |
| Nemo | PNE |
| Nordic | PND |
| Poppy Red | PPR |
| Purple Haze | PPH |
| Rubber Ducky | PRK |
| Sand | PSA |
| Sky Blue | PSK |
| Splash | PSH |
| Surf's Up | PSP |
| Ultra Blue | PUB |
| Warm Grey | PWG |
| Wet Sand | PWS |
| Zesty Lime | PZL |

TRANSLUCENT colors are available on the upholstered seat models only.

Shell Color - Polypropylene Flame Retardant

| | |
|-------|-----|
| Black | PBL |
|-------|-----|

The above seating product can be manufactured using the appropriate flame-retardant materials for compliance to California Technical Bulletin 133.

TRANSLUCENT colors are available on the upholstered seat models only.

Steel tube arm support and armcaps will match poly seat and back with the following exceptions below:

- When the poly color is translucent bronze, the armcaps will be chocolate.
- When the poly color is translucent diamond, the armcaps will be light tone.
- When the poly color is translucent pewter, the armcaps will be flannel.

Finish Cards

View color swatches for items listed within this document.

Paints

Wood/Veneer

Molded Edges

Hard Plastics

Plastics/Poly

Laminates



Edge Styles

Glass



Strive®

Task Chairs and Stools

| | MODEL | Features | MODEL NUMBER | | | | | | Approx. Packaged Weight |
|---|-----------------------|----------|--------------------------|--------------------------|--------------------------|--------------------------|--------------------------|------------------|-------------------------|
| | | | Basic Model | Base Color | Fire Code | Poly Seat & Back Color | Casters | Upholstery Color | |
|  <p>Task Armless Chair • Flex back</p> <p>SPDP SPDU SPDUB</p> | Polypropylene | SPDNAP | <input type="checkbox"/> | <input type="checkbox"/> | <input type="checkbox"/> | <input type="checkbox"/> | | 32.0# | |
| | Upholstered Seat | SPDNAU | <input type="checkbox"/> | <input type="checkbox"/> | <input type="checkbox"/> | <input type="checkbox"/> | <input type="checkbox"/> | 35.0# | |
| | Upholstered Seat/Back | SPDNAUB | <input type="checkbox"/> | <input type="checkbox"/> | <input type="checkbox"/> | <input type="checkbox"/> | <input type="checkbox"/> | 35.0# | |
|  <p>Task Cantilever Armchair • Flex back</p> <p>SPDP SPDU SPDUB</p> | Polypropylene | SPDCAP | <input type="checkbox"/> | <input type="checkbox"/> | <input type="checkbox"/> | <input type="checkbox"/> | | 35.0# | |
| | Upholstered Seat | SPDCAU | <input type="checkbox"/> | <input type="checkbox"/> | <input type="checkbox"/> | <input type="checkbox"/> | <input type="checkbox"/> | 38.0# | |
| | Upholstered Seat/Back | SPDCAUB | <input type="checkbox"/> | <input type="checkbox"/> | <input type="checkbox"/> | <input type="checkbox"/> | <input type="checkbox"/> | 38.0# | |
| | | | | | | | | | |
| | | | | | | | | | |
| | | | | | | | | | |
| | | | | | | | | | |
| | | | | | | | | | |
| | | | | | | | | | |
| | | | | | | | | | |

A **B** **C** **D** **E** **F**

HOW TO ORDER

Indicate the following information on order form:

- Quantity of each item.
- Model number, including options. See "How To Build a Model Number".
- Any special service required.

Note: • The indicates that a choice is required.

- The absence of the indicates that no choice is required.
- Alpha-numeric characters in place of indicate that no other alternatives are available.

HOW TO BUILD A MODEL NUMBER

- A** Select basic model.
- B** Select base color.
Refer to the **Product Color Options** page in this price list.
Includes base, cylinder, and carpet casters (hard floor casters are always black).
- C** Select fire code.
NFR - Compliance to TB 117-2013
FR - Compliance to TB 133
- D** Select poly seat and back color.
Refer to the **Product Color Options** page in this price list.
- E** Select caster option.
S - Hard floor casters (black only)
C - Carpet casters
- F** Select upholstery grade/color.
Refer to ki.com/fabrics



| Delivered Pricing Unupholstered | Delivered Pricing Fabric Grade 1 & C.O.M. | Delivered Pricing Fabric Grade 2 | Delivered Pricing Fabric Grade 3 | Delivered Pricing C.O.V. | Delivered Pricing Vinyl Group 2V | Delivered Pricing Pallas Fabric Group P0 | Delivered Pricing Pallas Fabric Group P1 | Delivered Pricing Pallas Fabric Group P2 | Delivered Pricing Pallas Fabric Group P3 | Delivered Pricing Pallas Fabric Group P4 | |
|---------------------------------|---|----------------------------------|----------------------------------|--------------------------|----------------------------------|--|--|--|--|--|-----|
| \$ 348 | N/A | 417 | 447 | 461 | 417 | 461 | 459 | 499 | 522 | 545 | 564 |
| N/A | 472 | 503 | 518 | 472 | 518 | 517 | 556 | 578 | 601 | 620 | |
| | | | | | | | | | | | |
| | | | | | | | | | | | |
| | | | | | | | | | | | |
| | | | | | | | | | | | |
| | | | | | | | | | | | |
| | | | | | | | | | | | |
| \$ 413 | N/A | 480 | 510 | 524 | 480 | 524 | 523 | 563 | 584 | 607 | 626 |
| N/A | 535 | 565 | 580 | 535 | 580 | 579 | 619 | 641 | 662 | 682 | |

UPHOLSTERY INFORMATION

C.O.M. Upholstery

C.O.M. requirement is 3/4 yards per chair of 54" wide nondirectional fabric. For complete information on ordering C.O.M., see "Ordering C.O.M., C.O.V. and C.O.L." section.

OPTIONS

California TB133 Fire Safety Code

For California Technical Bulletin 133 compliant models, add the following upcharge:

Model=Polypropylene
 Added List Price=\$10

Model=Upholstered Seat
 Added List Price=\$73

Model=Upholstered Seat and Back
 Added List Price=\$104

SPECIAL SERVICES



Special Carton Marking

With specially marked information N/C

Shipping

Ships **knocked down, FOB Green Bay, WI 54302, freight prepaid.** Freight class 100.

Specifications and prices are subject to change without prior notice.

| | MODEL | Features | MODEL NUMBER | | | | | | | |
|--|---|-----------------------|--------------|--------------------------|--------------------------|--------------------------|--------------------------|--------------------------|--------------------------|--------------------------|
| | | | Basic Model | Base Color | Fire Code | Poly Seat & Back Color | Top Stitch Color | Casters | Upholstery Color | |
|  <p>SPDTS SPDBT</p> | Task Armless Chair with Top Stitch on Seat | Upholstered Seat | SPDNATSU | <input type="checkbox"/> | <input type="checkbox"/> | <input type="checkbox"/> | <input type="checkbox"/> | <input type="checkbox"/> | <input type="checkbox"/> | <input type="checkbox"/> |
| | | Upholstered Seat/Back | SPDNATSUB | <input type="checkbox"/> | <input type="checkbox"/> | <input type="checkbox"/> | <input type="checkbox"/> | <input type="checkbox"/> | <input type="checkbox"/> | <input type="checkbox"/> |
| | • Flex back | | | | | | | | | |
| | | | | | | | | | | |
| | | | | | | | | | | |
|  <p>SPDTS SPDBT</p> | Task Cantilever Armchair with Top Stitch on Seat | Upholstered Seat | SPDCATSU | <input type="checkbox"/> | <input type="checkbox"/> | <input type="checkbox"/> | <input type="checkbox"/> | <input type="checkbox"/> | <input type="checkbox"/> | <input type="checkbox"/> |
| | | Upholstered Seat/Back | SPDCATSUB | <input type="checkbox"/> | <input type="checkbox"/> | <input type="checkbox"/> | <input type="checkbox"/> | <input type="checkbox"/> | <input type="checkbox"/> | <input type="checkbox"/> |
| | • Flex back | | | | | | | | | |
| | | | | | | | | | | |
| | | | | | | | | | | |
| | | | | | | | | | | |

A **B** **C** **D** **E** **F** **G**

HOW TO ORDER

Indicate the following information on order form:

- Quantity of each item.
- Model number, including options. See "How To Build a Model Number".
- Any special service required.

Note: • The indicates that a choice is required.

- The absence of the indicates that no choice is required.
- Alpha-numeric characters in place of indicate that no other alternatives are available.

HOW TO BUILD A MODEL NUMBER

A Select basic model.

B Select frame color.
Refer to the **Product Color Options** page in this price list.
Includes base, cylinder, and carpet casters (hard floor casters are always black).

C Select fire code.
NFR - Compliance to TB 117-2013
FR - Compliance to TB 133

D Select poly seat and back color.
Refer to the **Product Color Options** page in this price list.

E Select top stitch color.
BLTS - Black
WHTS - White

F Select caster option.

S - Hard floor casters (black only)
C - Carpet casters

G Select upholstery grade/color.
Refer to ki.com/fabrics



| Approx. Packaged Weight | Delivered Pricing Pallas Fabric Group P1 |
|-------------------------------|---|
| 35.0# | \$ 542 |
| 35.0# | 598 |

| | |
|-------|--------|
| 38.0# | \$ 606 |
| 38.0# | 660 |

UPHOLSTERY INFORMATION

C.O.M. Upholstery

C.O.M. requirement for 10 chairs or less with upholstered seat or upholstered seat and back is 3/4 yard per chair of 54" wide nondirectional fabric. For orders of 11 or more with upholstered seat and back and for complete information on ordering C.O.M. see "Ordering C.O.M., C.O.V. and C.O.L." section.

OPTIONS

California TB133 Fire Safety Code

For California Technical Bulletin 133 compliant models, add the following upcharge:

Model=Polypropylene
 Added List Price=\$10

Model=Upholstered Seat
 Added List Price=\$73

Model=Upholstered Seat and Back
 Added List Price=\$104

SPECIAL SERVICES

Special Carton Marking

With specially marked information N/C



Shipping

Ships **knocked down, FOB Green Bay, WI 54302, freight prepaid.** Freight class 100.

Specifications and prices are subject to change without prior notice.

Strive®

Task Chairs and Stools

| MODEL | Features | MODEL NUMBER | | | | | | Approx. Packaged Weight |
|--|-----------------------|--------------|--------------------------|--------------------------|--------------------------|--------------------------|------------------|-------------------------|
| | | Basic Model | Base Color | Fire Code | Poly Seat/Back Color | Casters | Upholstery Color | |
|  <p>Task Armless Stool • Flex back</p> <p>SPSP SPSU SPSUB</p> | Polypropylene | SPSNAP | <input type="checkbox"/> | <input type="checkbox"/> | <input type="checkbox"/> | <input type="checkbox"/> | 37.0# | |
| | Upholstered Seat | SPSNAU | <input type="checkbox"/> | <input type="checkbox"/> | <input type="checkbox"/> | <input type="checkbox"/> | 39.0# | |
| | Upholstered Seat/Back | SPSNAUB | <input type="checkbox"/> | <input type="checkbox"/> | <input type="checkbox"/> | <input type="checkbox"/> | 39.0# | |
|  <p>Task Cantilever Arm Stool • Flex back</p> <p>SPSP SPSU SPSUB</p> | Polypropylene | SPSCAP | <input type="checkbox"/> | <input type="checkbox"/> | <input type="checkbox"/> | <input type="checkbox"/> | 39.0# | |
| | Upholstered Seat | SPSCAU | <input type="checkbox"/> | <input type="checkbox"/> | <input type="checkbox"/> | <input type="checkbox"/> | 41.0# | |
| | Upholstered Seat/Back | SPSCAUB | <input type="checkbox"/> | <input type="checkbox"/> | <input type="checkbox"/> | <input type="checkbox"/> | 41.0# | |
| | | | A | B | C | D | E | F |

HOW TO ORDER

Indicate the following information on order form:

- Quantity of each item.
- Model number, including options. See "How To Build a Model Number".
- Any special service required.

Note: • The indicates that a choice is required.

- The absence of the indicates that no choice is required.
- Alpha-numeric characters in place of indicate that no other alternatives are available.

HOW TO BUILD A MODEL NUMBER

- A** Select basic model.
- B** Select frame color.
Refer to the **Product Color Options** page in this price list.
Includes base, cylinder, and carpet casters (hard floor casters are always black).
- C** Select fire code.
NFR - Compliance to TB 117-2013
FR - Compliance to TB 133
- D** Select poly seat and back color.
Refer to the **Product Color Options** page in this price list.
- E** Select caster option.
S - Hard floor casters (black only)
C - Carpet casters
- F** Select upholstery grade/color.
Refer to ki.com/fabrics



| Delivered Pricing Upholstered | Delivered Pricing Fabric Grade 1 & C.O.M. | Delivered Pricing Fabric Grade 2 | Delivered Pricing Fabric Grade 3 | Delivered Pricing C.O.V. | Delivered Pricing Vinyl Group 2V | Delivered Pricing Pallas Fabric Group P0 | Delivered Pricing Pallas Fabric Group P1 | Delivered Pricing Pallas Fabric Group P2 | Delivered Pricing Pallas Fabric Group P3 | Delivered Pricing Pallas Fabric Group P4 | |
|-------------------------------|---|----------------------------------|----------------------------------|--------------------------|----------------------------------|--|--|--|--|--|-----|
| \$ 447 | N/A | 516 | 545 | 560 | 516 | 560 | 557 | 597 | 621 | 643 | 659 |
| N/A | 570 | 601 | 616 | 570 | 616 | 614 | 653 | 677 | 700 | 716 | |
| <hr/> | | | | | | | | | | | |
| \$ 510 | N/A | 578 | 607 | 622 | 578 | 622 | 619 | 658 | 682 | 705 | 724 |
| N/A | 633 | 662 | 678 | 633 | 678 | 675 | 714 | 738 | 760 | 778 | |

UPHOLSTERY INFORMATION

C.O.M. Upholstery

C.O.M. requirement for 10 chairs or less with upholstered seat or upholstered seat and back is 3/4 yard per chair of 54" wide nondirectional fabric. For orders of 11 or more with upholstered seat and back and for complete information on ordering C.O.M. see "Ordering C.O.M., C.O.V. and C.O.L." section.

OPTIONS

California TB133 Fire Safety Code

For California Technical Bulletin 133 compliant models, add the following upcharge:

Model=Polypropylene
 Added List Price=\$10

Model=Upholstered Seat
 Added List Price=\$73

Model=Upholstered Seat and Back
 Added List Price=\$104

SPECIAL SERVICES

Special Carton Marking

With specially marked information N/C



Shipping

Ships **knocked down, FOB Green Bay, WI 54302, freight prepaid.** Freight class 125.

Specifications and prices are subject to change without prior notice.

Strive®

Task Chairs and Stools

| MODEL | Features | MODEL NUMBER | | | | | | |
|---|-----------------------|--------------|--------------------------|--------------------------|--------------------------|--------------------------|--------------------------|--------------------------|
| | | Basic Model | Base Color | Fire Code | Poly Seat & Back Color | Top Stitch Color | Casters | Upholstery Color |
|  <p>Task Armless Stool with Top Stitch on Seat • Flex back</p> | Upholstered Seat | SPSNATSU | <input type="checkbox"/> | <input type="checkbox"/> | <input type="checkbox"/> | <input type="checkbox"/> | <input type="checkbox"/> | <input type="checkbox"/> |
| | Upholstered Seat/Back | SPSNATSUB | <input type="checkbox"/> | <input type="checkbox"/> | <input type="checkbox"/> | <input type="checkbox"/> | <input type="checkbox"/> | <input type="checkbox"/> |
|  <p>Task Cantilever Arm Stool with Top Stitch on Seat • Flex back</p> | Upholstered Seat | SPSCATSU | <input type="checkbox"/> | <input type="checkbox"/> | <input type="checkbox"/> | <input type="checkbox"/> | <input type="checkbox"/> | <input type="checkbox"/> |
| | Upholstered Seat/Back | SPSCATSUB | <input type="checkbox"/> | <input type="checkbox"/> | <input type="checkbox"/> | <input type="checkbox"/> | <input type="checkbox"/> | <input type="checkbox"/> |

A **B** **C** **D** **E** **F** **G**

HOW TO ORDER

Indicate the following information on order form:

- Quantity of each item.
- Model number, including options. See "How To Build a Model Number".
- Any special service required.

Note: • The indicates that a choice is required.

- The absence of the indicates that no choice is required.
- Alpha-numeric characters in place of indicate that no other alternatives are available.

HOW TO BUILD A MODEL NUMBER

A Select basic model.

B Select frame color.
Refer to the **Product Color Options** page in this price list.
Includes base, cylinder, and carpet casters (hard floor casters are always black).

C Select fire code.
NFR - Compliance to TB 117-2013
FR - Compliance to TB 133

D Select poly seat and back color.
Refer to the **Product Color Options** page in this price list.

E Select top stitch color.
BLTS - Black
WHTS - White

F Select caster option.

S - Hard floor casters (black only)
C - Carpet casters

G Select upholstery grade/color.
Refer to ki.com/fabrics



| Approx. Packaged Weight | Delivered Pricing Pallas Fabric Group P1 |
|-------------------------------|---|
| 39.0# | \$ 641 |
| 39.0# | 697 |

| | |
|-------|--------|
| 41.0# | \$ 703 |
| 41.0# | 759 |

UPHOLSTERY INFORMATION

C.O.M. Upholstery

C.O.M. requirement for 10 chairs or less with upholstered seat or upholstered seat and back is 3/4 yard per chair of 54" wide nondirectional fabric. For orders of 11 or more with upholstered seat and back and for complete information on ordering C.O.M. see "Ordering C.O.M., C.O.V. and C.O.L." section.

OPTIONS

California TB133 Fire Safety Code

For California Technical Bulletin 133 compliant models, add the following upcharge:

Model=Polypropylene
 Added List Price=\$10

Model=Upholstered Seat
 Added List Price=\$73

Model=Upholstered Seat and Back
 Added List Price=\$104

SPECIAL SERVICES

Special Carton Marking

With specially marked information N/C

Shipping

Ships **knocked down, FOB Green Bay, WI 54302, freight prepaid.** Freight class 125.

Specifications and prices are subject to change without prior notice.

Torsion®

General Information



Pedestal Base Armchair (TPCAU)

Features

| | |
|---|---|
| Back Flex | • |
| Available in polypropylene or upholstered | • |
| Pneumatic seat height adjustment | • |

General Dimensions

| | |
|-------------|-----------|
| Seat width | 18" |
| Seat depth | 18" |
| Seat height | 16" - 21" |
| Back width | 17-7/8" |
| Back height | 16" |

Overall Dimensions

| | |
|---------------------|-------------------|
| Depth | 24" |
| Height | 31-3/4" - 36-3/4" |
| Width with arms | 26-1/2" |
| Width with no arms | 24" |
| Top of arm to floor | 24-3/4" - 29-3/4" |

SPECIFICATIONS

Seat and Backrest

Seats and backrests are molded compound curved polypropylene with a textured finish. Seat is two-piece construction. Upholstered chairs have partially exposed polypropylene surfaces. Fabric is upholstered over 9/16" foam on the backrest and 15/16" on the seat for stack chairs. Fabric is upholstered over 1-1/2" foam on the seat for pedestal chairs.

Backrest Supports

Two die-cast aluminum backrest supports attach the backrest to the Torsion® mechanism. A steel tube is cast into each backrest support for added strength.

Armrests

A tubular steel frame supports self-skinning urethane armrests. The support is bolted to the seat underside and powder coated to match other hard surface elements. Arms are field-installable.

Torsion® Mechanism

The back flex is achieved by the Torsion® mechanism. It consists of two flat torsion springs captured at both ends by brass bushings which in turn engage with the backrest supports. The Torsion® mechanism creates gradually increasing resistance over the full 12° of back flex.

Pedestal Base

24" injection-molded glass-reinforced nylon, five-blade base for task. 26" for stool.

Casters

Double wheels of high-impact thermoplastic. High-impact plastic frame. Casters are black.


Adjustable Stool (TPSNAPSH)
Features

| | |
|---|---|
| Back Flex | • |
| Available in polypropylene or upholstered | • |
| Pneumatic seat height adjustment | • |

General Dimensions

| | |
|-------------|-------------------|
| Seat width | 18" |
| Seat depth | 18" |
| Seat height | 19-3/4" - 30-1/4" |
| Back width | 17-7/8" |
| Back height | 16" |

Overall Dimensions

| | |
|---------------------|-------------------|
| Depth | 25" |
| Height | 36-1/2" - 47" |
| Width with arms | 26-1/2" |
| Width with no arms | 26" |
| Top of arm to floor | 28-1/2" - 39-1/2" |
| Casters on center | 26" |

INFORMATION
C.O.M Testing and Production Requirements

Not all materials are suitable for upholstering this product. A 3/4 yd. x 54" sample must be submitted and approved prior to acceptance of an order. If the fabric is directional in pattern or weave, the direction must be indicated on the submitted sample, and additional yardage may be requested.

Test samples must be sent to:

KI
 Attn: C.O.M. Specialist
 1687 Westminster Drive - Gate 3
 Green Bay, WI 54302

Fabric Disclaimer

Fabric will be applied as swatched by the fabric manufacturer. Fabric that is required to be applied differently than is swatched will need a Special Cost Request written specifying the direction the fabric is to be applied. The posted standard lead time will apply to the Special Cost Request.

Design

Designed by Giancarlo Piretti and manufactured in the USA by Krueger International, Inc. under license from Pro-Cord S.p.A.

Task chairs and task stools ship knockdown. Minimal assembly is required.

INFORMATION
Warranty

Refer to KI Terms & Conditions document or visit ki.com

Torsion®

Product Color Options

Shell Color - Polypropylene Non-Flame Retardant

| | |
|--------------|-----|
| Black | PBL |
| Blue Grey | PGR |
| Cool Grey | PCG |
| Cottonwood | PCO |
| Flannel | PFN |
| Light Tone | PLG |
| Mardi Gras | PMG |
| Misty Brown | PMY |
| Nemo | PNE |
| Nordic | PND |
| Purple Haze | PPH |
| Rubber Ducky | PRK |
| Sand | PSA |
| Surf's Up | PSP |
| Ultra Blue | PUB |
| Warm Grey | PWG |
| Wet Sand | PWS |
| Zesty Lime | PZL |

Base Color

| | |
|-------|----|
| Black | BL |
|-------|----|

Shell Color - Polypropylene Flame Retardant

| | |
|-------|-----|
| Black | PBL |
|-------|-----|

The above seating product can be manufactured using the appropriate flame-retardant materials for compliance to California Technical Bulletin 133.

Finish Cards

View color swatches for items listed within this document.

Paints

Plastics/Poly

Wood/Veneer

Laminates

Molded Edges

Edge Styles



Hard Plastics

Glass



Torsion®

Task Chairs

| | MODEL | Features | MODEL NUMBER | | | | | | Approx. Packaged Weight |
|---|---|---------------|--------------|--------------------------|--------------------------|--------------------------|--------------------------|--------------------------|-------------------------|
| | | | Basic Model | Base | Base Color | Poly Seat & Back Color | Fire Code | Upholstery Color | |
|  | Pedestal Base Armless Chair | Polypropylene | TPNAP | <input type="checkbox"/> | <input type="checkbox"/> | <input type="checkbox"/> | <input type="checkbox"/> | | 33.0# |
| | <ul style="list-style-type: none"> • Flex back • No arm • Pneumatic height adjustment • Swivel seat | Upholstered | TPNAU | <input type="checkbox"/> | <input type="checkbox"/> | <input type="checkbox"/> | <input type="checkbox"/> | <input type="checkbox"/> | 35.0# |
| TPP | | | | | | | | | |
| TPU | | | | | | | | | |
|  | Pedestal Base Armchair | Polypropylene | TPCAP | <input type="checkbox"/> | <input type="checkbox"/> | <input type="checkbox"/> | <input type="checkbox"/> | | 39.0# |
| | <ul style="list-style-type: none"> • Flex back • Pneumatic height adjustment • Swivel seat | Upholstered | TPCAU | <input type="checkbox"/> | <input type="checkbox"/> | <input type="checkbox"/> | <input type="checkbox"/> | <input type="checkbox"/> | 41.0# |
| TPP | | | | | | | | | |
| TPU | | | | | | | | | |

A **B** **C** **D** **E** **F**

HOW TO ORDER

Indicate the following information on order form:

1. Quantity of each item.
2. Model number, including options. See "How To Build a Model Number".
3. Any special service required.

Note: • The indicates that a choice is required.

- The absence of the indicates that no choice is required.

- Alpha-numeric characters in place of indicate that no other alternatives are available.

HOW TO BUILD A MODEL NUMBER

A Select basic model.

B Select base option.

- C** _____ - Carpet casters
S _____ - Hard floor casters

C Select frame color.

Refer to the **Product Color Options** page in this price list.
 The metal back support and arm support matches the frame color.

D Select fire code.

- FR** _____ - Compliance to TB 133
NFR _____ - Compliance to TB 117-2013

E Select seat and back color.

Refer to the **Product Color Options** page in this price list.

F Select upholstery grade/color.

Refer to ki.com/fabrics



| Delivered Pricing Upholstered | Delivered Pricing Fabric Grade 1 & C.O.M. | Delivered Pricing Fabric Grade 2 | Delivered Pricing Fabric Grade 3 | Delivered Pricing Vinyl Group 2V | Delivered Pricing Pallas Fabric Group P0 | Delivered Pricing Pallas Fabric Group P1 | Delivered Pricing Pallas Fabric Group P2 | Delivered Pricing Pallas Fabric Group P3 | Delivered Pricing Pallas Fabric Group P4 |
|-------------------------------|---|----------------------------------|----------------------------------|----------------------------------|--|--|--|--|--|
| \$ 541 | | | | | | | | | |
| N/A | 694 | 737 | 749 | 749 | 698 | 709 | 734 | 756 | 778 |
| \$ 676 | | | | | | | | | |
| N/A | 826 | 873 | 881 | 881 | 830 | 841 | 866 | 890 | 915 |

UPHOLSTERY INFORMATION

C.O.M. Upholstery

C.O.M. requirement for 10 chairs or less is 3/4 yard per chair of 54" wide nondirectional fabric. For orders of 11 or more chairs, and for complete information on ordering C.O.M., see "Ordering C.O.M., C.O.V. and C.O.L." section.

OPTIONS

California TB133 Fire Safety Code

For California Technical Bulletin 133 compliant models, add the following upcharge:

Model=Polypropylene
 Added Lead Time=1 week
 Added List Price=\$32

Model=Upholstered
 Added Lead Time=1 week
 Added List Price=\$88

Note:

Torsion® in Vinyl with FR requires a customer waiver since addition of the FR fire barrier to the upholstery detracts from the aesthetics of the chair.

SPECIAL SERVICES

Special Carton Marking

With specially marked information N/C



Shipping

Ships **knocked down, FOB Green Bay, WI 54302, freight prepaid.** Freight class 100.

Specifications and prices are subject to change without prior notice.

Torsion®

Task Chairs and Stools

| | MODEL | Features | MODEL NUMBER | | | | | | Approx. Packaged Weight |
|--|---|---------------|--------------|--------------------------|--------------------------|--------------------------|--------------------------|--------------------------|-------------------------|
| | | | Basic Model | Base | Base Color | Fire Code | Poly Seat & Back Color | Upholstery Color | |
|  <p>TPSP TPSU</p> | Task Stool | Polypropylene | TPSNAP | <input type="checkbox"/> | <input type="checkbox"/> | <input type="checkbox"/> | <input type="checkbox"/> | <input type="checkbox"/> | 33.0# |
| | <ul style="list-style-type: none"> • Flex back • No arm • Pneumatic height adjustment • Swivel seat | Upholstered | TPSNAU | <input type="checkbox"/> | <input type="checkbox"/> | <input type="checkbox"/> | <input type="checkbox"/> | <input type="checkbox"/> | 35.0# |
| | | | | | | | | | |
|  <p>TPSP TPSU</p> | Task Stool with Arms | Polypropylene | TPSCAP | <input type="checkbox"/> | <input type="checkbox"/> | <input type="checkbox"/> | <input type="checkbox"/> | <input type="checkbox"/> | 39.0# |
| | <ul style="list-style-type: none"> • Flex back • Pneumatic height adjustment • Swivel seat | Upholstered | TPSCAU | <input type="checkbox"/> | <input type="checkbox"/> | <input type="checkbox"/> | <input type="checkbox"/> | <input type="checkbox"/> | 41.0# |
| | | | | | | | | | |

A **B** **C** **D** **E** **F**

HOW TO ORDER

Indicate the following information on order form:

1. Quantity of each item.
2. Model number, including options. See "How To Build a Model Number".
3. Any special service required.

Note: • The indicates that a choice is required.

• The absence of the indicates that no choice is required.

• Alpha-numeric characters in place of indicate that no other alternatives are available.

HOW TO BUILD A MODEL NUMBER

- A** Select basic model.
- B** Select base option.

| | |
|----------|----------------------|
| C | - Carpet casters |
| S | - Hard floor casters |
- C** Select frame color.
Refer to the **Product Color Options** page in this price list.
The metal back support and arm support matches the frame color.
- D** Select fire code.

| | |
|------------|-----------------------------|
| FR | - Compliance to TB 133 |
| NFR | - Compliance to TB 117-2013 |
- E** Select seat and back color.
Refer to the **Product Color Options** page in this price list.
- F** Select upholstery grade/color.
Refer to ki.com/fabrics



| Delivered Pricing Upholstered | Delivered Pricing Fabric Grade 1 & C.O.M. | Delivered Pricing Fabric Grade 2 | Delivered Pricing Fabric Grade 3 | Delivered Pricing Vinyl Group 2V | Delivered Pricing Pallas Fabric Group P0 | Delivered Pricing Pallas Fabric Group P1 | Delivered Pricing Pallas Fabric Group P2 | Delivered Pricing Pallas Fabric Group P3 | Delivered Pricing Pallas Fabric Group P4 |
|-------------------------------|---|----------------------------------|----------------------------------|----------------------------------|--|--|--|--|--|
| \$ 643 | | | | | | | | | |
| N/A | 796 | 838 | 847 | 847 | 799 | 809 | 834 | 859 | 881 |
| \$ 775 | | | | | | | | | |
| N/A | 925 | 954 | 984 | 984 | 930 | 943 | 966 | 991 | 1014 |

UPHOLSTERY INFORMATION

C.O.M. Upholstery

C.O.M. requirement for 10 chairs or less is 3/4 yard per chair of 54" wide nondirectional fabric. For orders of 11 or more chairs, and for complete information on ordering C.O.M., see "Ordering C.O.M., C.O.V. and C.O.L." section.

OPTIONS

California TB133 Fire Safety Code

For California Technical Bulletin 133 compliant models, add the following upcharge:

Model=Polypropylene
 Added Lead Time=1 week
 Added List Price=\$32

Model=Upholstered
 Added Lead Time=1 week
 Added List Price=\$88

Note:

Torsion® in Vinyl with FR requires a customer waiver since addition of the FR fire barrier to the upholstery detracts from the aesthetics of the chair.

SPECIAL SERVICES

Special Carton Marking

With specially marked information N/C

Shipping

Ships **knocked down, FOB Green Bay, WI 54302, freight prepaid.** Freight class 100.

Specifications and prices are subject to change without prior notice.

Torsion Air®

General Information



**Armless Task Chair
(TAPDNA)**



**Task Armchair
(TAPDWA)**



**Armless Task Stool
(TASPNA)**



**Task Stool with Arms
(TASPWA)**

| Features | | | | |
|--|-------------------|-------------------|-------------------|-------------------|
| Back Flex | • | • | • | • |
| Pneumatic seat height adjustment | • | • | • | • |
| General Dimensions | | | | |
| Seat width | 17" | 17" | 17" | 17" |
| Seat depth | 18-1/2" | 18-1/2" | 18-1/2" | 18-1/2" |
| Seat height (stools with polished aluminum base - subtract 1-3/4") | 18" - 23" | 18" - 23" | 23" - 33-1/4" | 23" - 33-1/4" |
| Back width | 17" | 17" | 17" | 17" |
| Back height | 16" | 16" | 16" | 16" |
| Overall Dimensions | | | | |
| Depth | 26-1/2" | 26-1/2" | 26-1/2" | 26-1/2" |
| Height | 33-1/2" x 38-1/2" | 33-1/2" x 38-1/2" | 38-1/2" x 48-3/4" | 38-1/2" x 48-3/4" |
| Width | 26-1/2" | 26-1/2" | 27-1/2" | 27-1/2" |
| Top of arm to floor | | 25" - 30" | | 30" - 40-1/4" |

SPECIFICATIONS

Seat and Backrest

Seat is a two-piece construction with a molded polypropylene liner with a molded compound curved polypropylene shroud with a textured finish. Seat is always upholstered. Foam (1-1/2") is applied to the molded polypropylene liner. Fabric is then upholstered over the foam. Backrest frame is molded glass-reinforced nylon. Mesh fabric is 100% polyester. Seat and backrest are field-replaceable.

Torsion Mechanism

The back flex is achieved by the torsion mechanism. It consists of two flat torsion springs captured at both ends by steel bushings that are welded to the backrest supports. The torsion mechanism creates gradually increasing resistance over the full 12° of back flex.

Back/Arm Supports

Two welded steel backrest supports attach the backrest to the torsion mechanism. If so equipped, optional armrest structure is integral to the backrest support. Arm caps are polypropylene and are field-replaceable.

Pedestal Casters

Double wheels of high-impact thermoplastic. High-impact plastic frame matches chair color.

Pedestal Base

26" injection-molded, glass-reinforced nylon 5-blade base. Base and cylinder are available in black. An optional polished die-cast aluminum base is available on both chairs and stools.

INFORMATION

C.O.M Testing and Production Requirements

Not all materials are suitable for upholstering this product. A 3/4 yd. x 54" sample must be submitted and approved prior to acceptance of an order. If the fabric is directional in pattern or weave, the direction must be indicated on the submitted sample, and additional yardage may be requested.

Test samples must be sent to:

KI
Attn: C.O.M. Specialist
1687 Westminster Drive - Gate 3
Green Bay, WI 54302

Fabric Disclaimer

Fabric will be applied as swatched by the fabric manufacturer. Fabric that is required to be applied differently than is swatched will need a Special Cost Request written specifying the direction the fabric is to be applied. The posted standard lead time will apply to the Special Cost Request.



INFORMATION

Warranty

Refer to KI Terms & Conditions document
or visit ki.com

Torsion Air[®]

Product Color Options

Back Mesh Color

| | |
|-------|------|
| Black | BLMH |
| Grey | GRMH |

Base Color

| | |
|-------------------|----|
| Black | BL |
| Polished Aluminum | PA |

Polished aluminum requires an upcharge.

Base color selection includes; seat plate/mechanism and back/arm supports which are always black.

Finish Cards

View color swatches for items listed within this document.

Paints

Plastics/Poly

Wood/Veneer

Laminates

Molded Edges

Edge Styles



Hard Plastics

Glass



Torsion Air®

Task Chairs and Stools

| MODEL | MODEL NUMBER | | | | | | Approx. Packaged Weight | Delivered Pricing Fabric Grade 1 & C.O.M. |
|---|--------------|--------------------------|--------------------------|--------------------------|--------------------------|--------------------------|-------------------------|---|
| | Basic Model | Base Color | Base | Fire Code | Upholstery Color | Mesh Color | | |
|  <p>Task Armless Chair</p> <ul style="list-style-type: none"> • Back flex • Mesh back • Base available in black or polished aluminum | TAPDNA | <input type="checkbox"/> | <input type="checkbox"/> | <input type="checkbox"/> | <input type="checkbox"/> | <input type="checkbox"/> | 24.0# | \$ 707 |
| | | | | | | | | |
| | | | | | | | | |
| | | | | | | | | |
| | | | | | | | | |
| TAPD | | | | | | | | |
|  <p>Task Armchair</p> <ul style="list-style-type: none"> • Back flex • Mesh back • Base available in black or polished aluminum | TAPDWA | <input type="checkbox"/> | <input type="checkbox"/> | <input type="checkbox"/> | <input type="checkbox"/> | <input type="checkbox"/> | 26.0# | \$ 737 |
| | | | | | | | | |
| | | | | | | | | |
| | | | | | | | | |
| | | | | | | | | |
| TAPD | | | | | | | | |

A **B** **C** **D** **E** **F**

HOW TO ORDER

Indicate the following information on order form:

1. Quantity of each item.
2. Model number, including options. See "How To Build a Model Number".
3. Any special service required.

Note: • The indicates that a choice is required.

- The absence of the indicates that no choice is required.
- Alpha-numeric characters in place of indicate that no other alternatives are available.

HOW TO BUILD A MODEL NUMBER

A Select basic model.

B Select base color.
Refer to the **Product Color Options** page in this price list.
Base color selection includes seat plate/mechanism and back/arm supports and are always black.
*Add \$90 for polished aluminum base.

C Select base option.
C _____ - Carpet casters
S _____ - Hard floor casters
Hard floor casters and glides are available only in black.

D Select fire code.
NFR _____ - Compliance to TB 117-2013
FR _____ - Compliance to TB 133
See FR upcharge under Options.

E Select upholstery grade/color.
Refer to ki.com/fabrics

F Select back mesh color.

- BLMH** - Black
 - GRMH** - Grey
- Refer to ki.com/fabrics



| Delivered Pricing Fabric Grade 2 | Delivered Pricing Fabric Grade 3 | Delivered Pricing Vinyl Group 2V | Delivered Pricing Pallas Fabric Group P0 | Delivered Pricing Pallas Fabric Group P1 | Delivered Pricing Pallas Fabric Group P2 | Delivered Pricing Pallas Fabric Group P3 | Delivered Pricing Pallas Fabric Group P4 |
|----------------------------------|----------------------------------|----------------------------------|--|--|--|--|--|
| \$ 721 | \$ 738 | \$ 738 | \$ 745 | \$ 785 | \$ 805 | \$ 825 | \$ 852 |
| \$ 752 | \$ 769 | \$ 769 | \$ 776 | \$ 816 | \$ 834 | \$ 857 | \$ 882 |

UPHOLSTERY INFORMATION

C.O.M. Upholstery

C.O.M. requirement for 10 chairs or less is 3/4 yard per chair of 54" wide nondirectional fabric. For orders of 11 or more chairs, and for complete information on ordering C.O.M., see "Ordering C.O.M., C.O.V. and C.O.L." section.

OPTIONS

California TB133 Fire Safety Code

The above seating products can be manufactured using the appropriate flame-retardant materials for compliance to California Technical Bulletin 133.

Added Lead Time=1 week
Added list price=\$51

SPECIAL SERVICES

Special Carton Marking

With specially marked information N/C



Shipping

Ships **knocked down, FOB Green Bay, WI 54302, freight prepaid.** Freight class 100.

Specifications and prices are subject to change without prior notice.

Torsion Air[®]

Task Chairs and Stools

| MODEL | MODEL NUMBER | | | | | | Approx. Packaged Weight | Delivered Pricing Fabric Grade 1 & C.O.M. |
|---|--------------|--------------------------|--------------------------|--------------------------|--------------------------|--------------------------|-------------------------|---|
| | Basic Model | Base Color | Base | Fire Code | Upholstery Color | Mesh Color | | |
|  <p>Task Armless Stool</p> <ul style="list-style-type: none"> • Back flex • Mesh back • Base available in black or polished aluminum | TASPNA | <input type="checkbox"/> | <input type="checkbox"/> | <input type="checkbox"/> | <input type="checkbox"/> | <input type="checkbox"/> | 29.0# | \$ 809 |
| TASP | | | | | | | | |
|  <p>Task Stool with Arms</p> <ul style="list-style-type: none"> • Back flex • Mesh back • Base available in black or polished aluminum | TASPWA | <input type="checkbox"/> | <input type="checkbox"/> | <input type="checkbox"/> | <input type="checkbox"/> | <input type="checkbox"/> | 31.0# | \$ 839 |
| TASP | | | | | | | | |
| | A | B | C | D | E | F | | |

HOW TO ORDER

Indicate the following information on order form:

1. Quantity of each item.
2. Model number, including options. See "How To Build a Model Number".
3. Any special service required.

Note: • The indicates that a choice is required.

- The absence of the indicates that no choice is required.
- Alpha-numeric characters in place of indicate that no other alternatives are available.

HOW TO BUILD A MODEL NUMBER

A Select basic model.

B Select base color.
Refer to the **Product Color Options** page in this price list.
Base color selection includes seat plate/mechanism and back/arm supports and are always black.
*For polished aluminum selection add \$90

C Select base option.
C _____ - Carpet casters
S _____ - Hard floor casters
Hard floor casters and glides are available only in black.

D Select fire code.
FR _____ - Compliance to TB 133
NFR _____ - Compliance to TB 117-2013
See FR upcharge under Options.

E Select upholstery grade/color.
Refer to ki.com/fabrics

F Select back mesh color.

- BLMH** - Black
 - GRMH** - Grey
- Refer to ki.com/fabrics



| Delivered Pricing Fabric Grade 2 | Delivered Pricing Fabric Grade 3 | Delivered Pricing Vinyl Group 2V | Delivered Pricing Pallas Fabric Group P0 | Delivered Pricing Pallas Fabric Group P1 | Delivered Pricing Pallas Fabric Group P2 | Delivered Pricing Pallas Fabric Group P3 | Delivered Pricing Pallas Fabric Group P4 |
|-------------------------------------|-------------------------------------|-------------------------------------|---|---|---|---|---|
| \$ 825 | \$ 840 | \$ 840 | \$ 850 | \$ 889 | \$ 908 | \$ 927 | \$ 955 |
| \$ 857 | \$ 872 | \$ 872 | \$ 881 | \$ 920 | \$ 937 | \$ 957 | \$ 987 |

UPHOLSTERY INFORMATION

C.O.M. Upholstery

C.O.M. requirement for 10 chairs or less is 3/4 yard per chair of 54" wide nondirectional fabric. For orders of 11 or more chairs, and for complete information on ordering C.O.M., see "Ordering C.O.M., C.O.V. and C.O.L." section.

OPTIONS

California TB133 Fire Safety Code

The above seating products can be manufactured using the appropriate flame-retardant materials for compliance to California Technical Bulletin 133.

Added Lead Time=1 week
Added list price=\$51

SPECIAL SERVICES

Special Carton Marking

With specially marked information N/C

Shipping

Ships **knocked down, FOB Green Bay, WI 54302, freight prepaid.** Freight class 100.

Specifications and prices are subject to change without prior notice.

Index

| Model No. | Description | Page | Model No. | Description | Page |
|--------------|--|------|-----------|-------------|------|
| ALTC.SC.S | Altus Slip Covers: Conference Chair - Entire Seat | 14 | | | |
| ALTCLA | Task Chair: Altus® Conference Chair | 12 | | | |
| ALTM.SC.S | Altus Slip Covers: Mesh Task Chair - Seat Slip Cover | 14 | | | |
| ALTMNA | Task Chair: Altus® Mesh Task Chair | 12 | | | |
| ALTU.SC.B | Altus Slip Covers: Fabric Task Chair - Back Slip Cover | 14 | | | |
| ALTU.SC.S | Altus Slip Covers: Fabric Task Chair - Seat Slip Cover | 14 | | | |
| ALTUNA | Task Chair: Altus® Fabric Task Chair | 12 | | | |
| APDNAP | Task Chair: Armless Chair | 20 | | | |
| APSNAP | Task Stool: Armless Stool | 22 | | | |
| GPDCAP | Task Chairs and Stools: Task Cantilever Armchair | 34 | | | |
| GPDNAP | Task Chairs and Stools: Task Armless Chair | 34 | | | |
| GPSCAP | Task Chairs and Stools: Task Cantilever Arm Stool | 36 | | | |
| GPSNAP | Task Chairs and Stools: Task Armless Stool | 36 | | | |
| KI60S/NA | Task Chairs and Stools: Impress® Guest Chair - Sled Base | 40 | | | |
| KI62/NA | Task Chairs and Stools: Impress® Task Chair - Free Float | 40 | | | |
| KI63/NA | Task Chairs and Stools: Impress® Stool | 40 | | | |
| KI71S/NA | Task Chairs and Stools: Impress® Ultra Task Chair - Guest | 44 | | | |
| KI74/NA | Task Chairs and Stools: Impress® Ultra Task Chair - Mid Back | 44 | | | |
| KI75/NA | Task Chairs and Stools: Impress® Ultra Stool | 44 | | | |
| KI78/NA | Task Chairs and Stools: Impress® Ultra Task Chair - High Back | 44 | | | |
| KI88/NA | Task Chairs: Pilot Chair | 56 | | | |
| KIUV72/JR39 | Task Chair: Adjustable T-Arm | 26 | | | |
| KIUV72/JR69 | Task Chair: 4D T-Arm | 26 | | | |
| KIUV72/KR200 | Task Chair: Adjustable K-Arm | 28 | | | |
| KIUV72/KR48 | Task Chair: Fixed Loop Arm | 28 | | | |
| KIUV72/KR72 | Task Chair: Adjustable Loop Arm | 28 | | | |
| KIUV72/NA | Task Chair: No-Arm Chair | 26 | | | |
| OH84Q0 | Task Chairs: Armless Task Chair | 52 | | | |
| OH84QB | Task Chairs: Arm Task Chair | 52 | | | |
| SIFTAA | Task and Guest Chairs: Task 4D Adjustable T-Arm Chair | 62 | | | |
| SIFTGCA | Task and Guest Chairs: Guest Cantilever Armchair | 66 | | | |
| SIFTNA | Task and Guest Chairs: Task Armless Chair | 62 | | | |
| SIFTSAA | Task and Guest Chairs: Task 4D Adjustable T-Arm Stool | 64 | | | |
| SIFTSNA | Task and Guest Chairs: Task Armless Stool | 64 | | | |
| SPDCAP | Task Chairs and Stools: Task Cantilever Armchair | 72 | | | |
| SPDCATSU | Task Chairs and Stools: Task Cantilever Armchair with Top Stitch on Seat | 74 | | | |
| SPDNAP | Task Chairs and Stools: Task Armless Chair | 72 | | | |
| SPDNATSU | Task Chairs and Stools: Task Armless Chair with Top Stitch on Seat | 74 | | | |
| SPSCAP | Task Chairs and Stools: Task Cantilever Arm Stool | 76 | | | |
| SPSCATSU | Task Chairs and Stools: Task Cantilever Arm Stool with Top Stitch on Seat | 78 | | | |
| SPSNAP | Task Chairs and Stools: Task Armless Stool | 76 | | | |
| SPSNATSU | Task Chairs and Stools: Task Armless Stool with Top Stitch on Seat | 78 | | | |
| TAPDNA | Task Chairs and Stools: Task Armless Chair | 92 | | | |
| TAPDWA | Task Chairs and Stools: Task Armchair | 92 | | | |
| TASPNA | Task Chairs and Stools: Task Armless Stool | 94 | | | |
| TASPWA | Task Chairs and Stools: Task Stool with Arms | 94 | | | |
| TPCAP | Task Chairs: Pedestal Base Armchair | 84 | | | |
| TPNAP | Task Chairs: Pedestal Base Armless Chair | 84 | | | |
| TPSCAP | Task Chairs and Stools: Task Stool with Arms | 86 | | | |
| TPSNAP | Task Chairs and Stools: Task Stool | 86 | | | |





KI
1330 Bellevue Street
P.O. Box 8100
Green Bay, Wisconsin 54308-8100
1-800-424-2432
www.ki.com

KI and Furnishing Knowledge
are registered trademarks
of Krueger International, Inc.

© 2011 KI
All Rights Reserved.
Litho in USA.
Code KI-11478R2/KI/VL/211

Printed using only water-based inks,
including metallics. Please recycle.