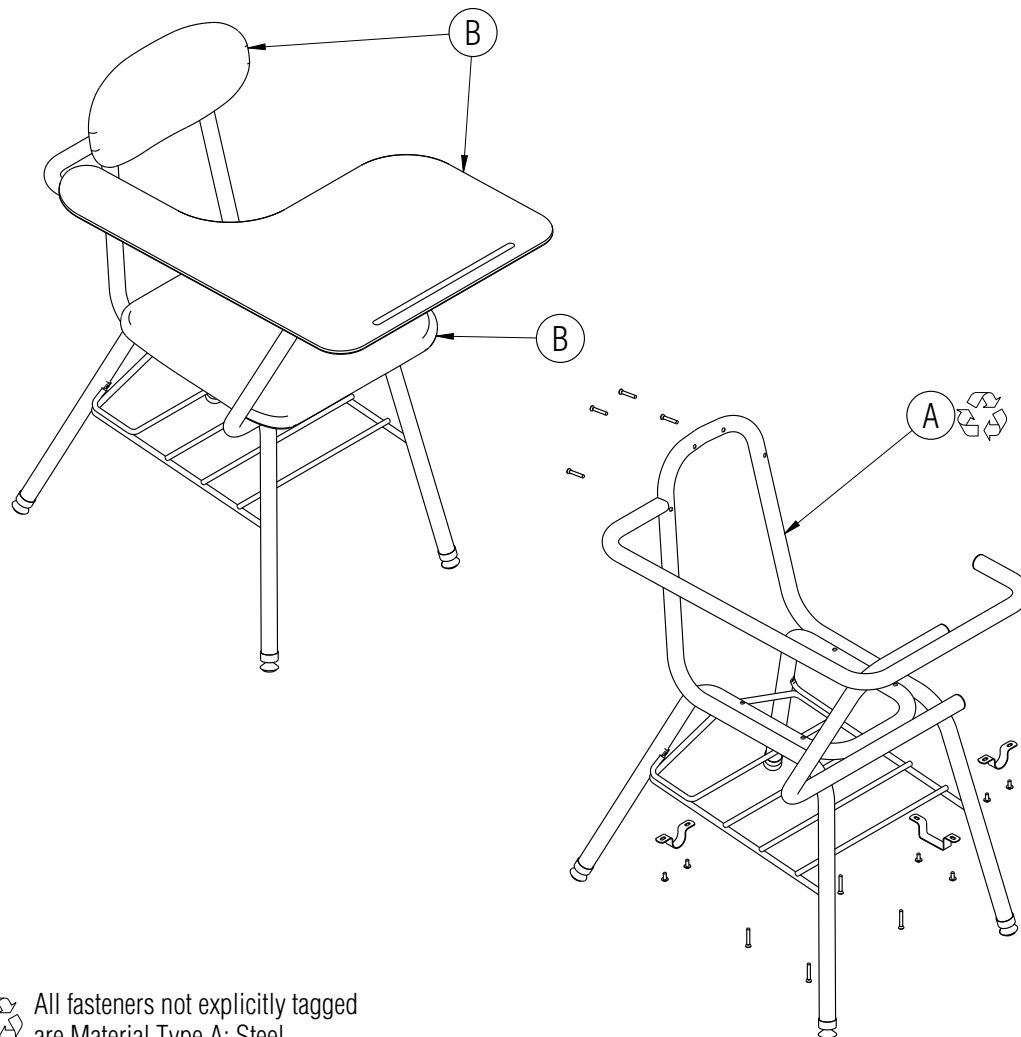



Disassembly Instructions

Ivy League™ Student Desk

Material Type: A . Steel B. Plastic



 All fasteners not explicitly tagged are Material Type A: Steel

Procedure:

1. Remove the screws that connect the desk frame to the underside of the desk and remove the top.
2. Remove the screws holding the backrest to the seat frame and remove the backrest.
3. Remove the screws holding the seat to the seat frame and remove the seat.
4. Recycle the steel frame.
5. Discard the seat, top and back.

General Notes:

1. Disassembly time: 10-15 minutes
2. This procedure assumes basic familiarity with hand tools and furniture terminology: no specialized training is required
3. All materials removed and disassembled shall be sorted and segregated with like materials and disposed of or recycled according to recycling availability or waste acceptance
4. For items to be recycled, refer to KI's End of Life Recycling Matrix and KI's End of Life Recovery Options Matrix, available at www.ki.com



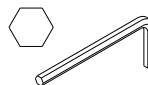
Required Tools



Gloves



Safety Glasses



Allen Wrench