

Parts Diagrams ■

Genius® Movable Wall

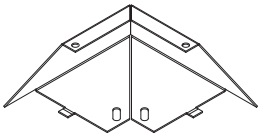
July 2012



Off-The-Top



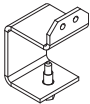
Screw
49.0460



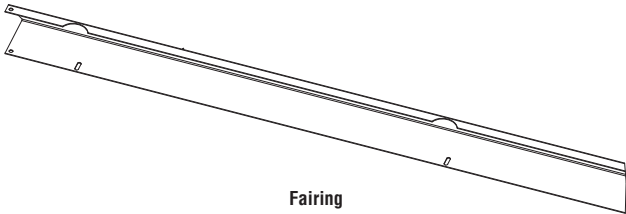
Corner
49.1821



Splice
49.1826



Jack
49.1825

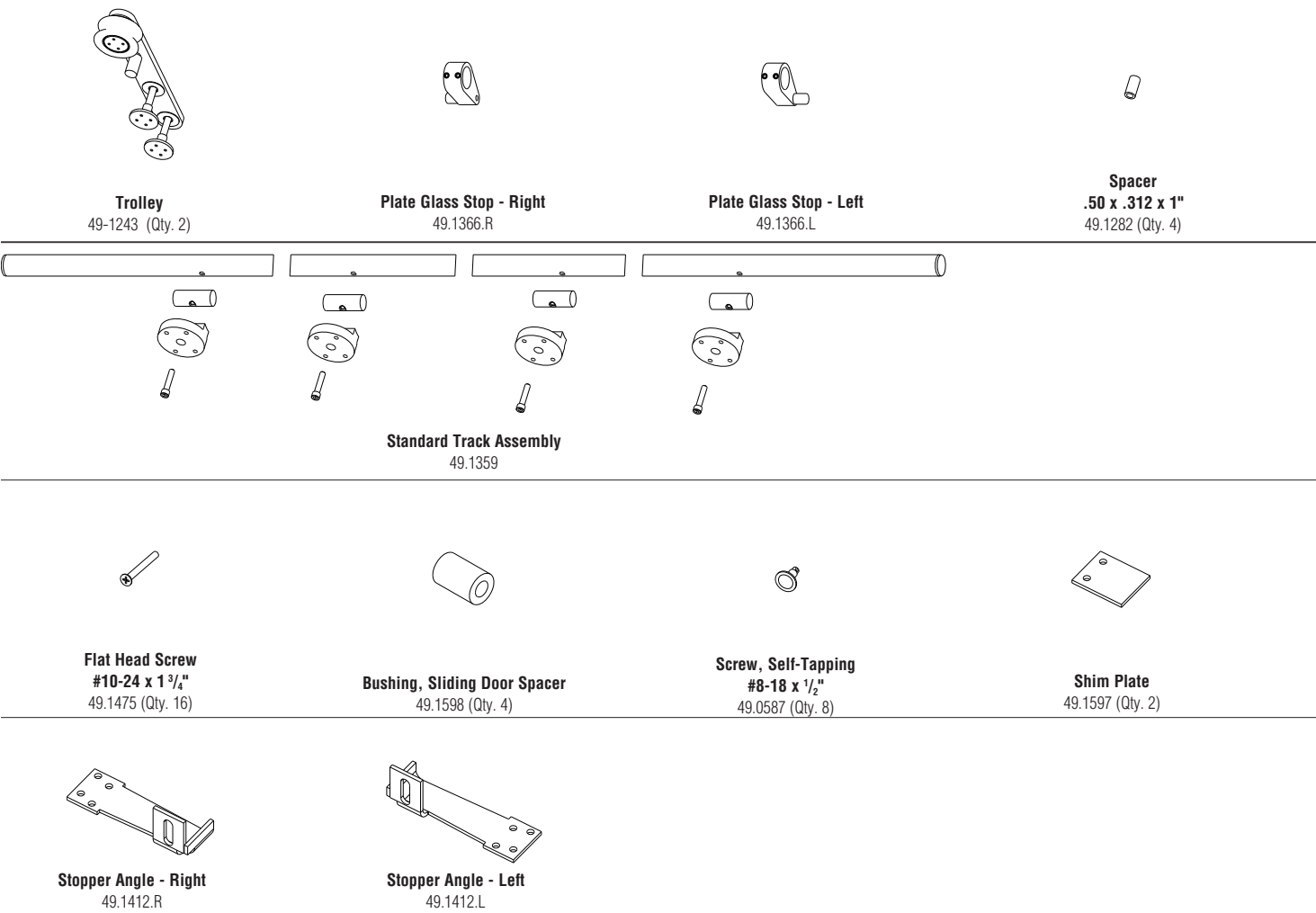


Fairing
49.0963




Support Bar
49.0968

Exposed Sliding Door Hardware - Aluminum



Exposed Sliding Door Hardware - Wood



Trolley
49-1243 (Qty. 2)




Plate Glass Stop - Right
49.1366.R



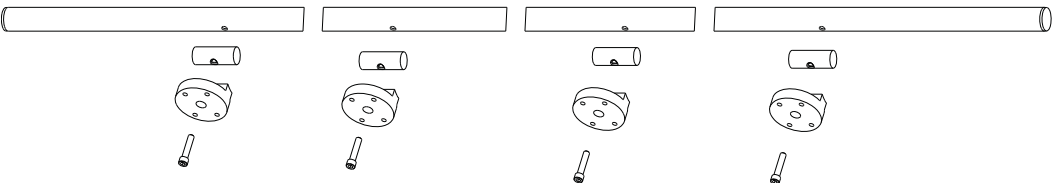



Plate Glass Stop - Left
49.1366.L




Spacer
.50 x .312 x 1"
49.1282 (Qty. 4)



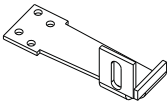
Standard Track Assembly
49.1359



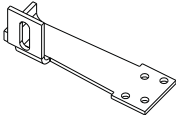
Flat Head Screw
#10-24 x 1 3/4"
49.1475 (Qty. 16)



Pan Head Screw
#8 x 1"
PC.12.5007 (Qty. 4)



Stopper Angle - Right
49.1412.R



Stopper Angle - Left
49.1412.L

Exposed Double Sliding Door Hardware - Aluminum



Trolley
49-1243 (Qty. 4)



Plate Glass Stop - Right
49.1366.R (Qty. 2)



Plate Glass Stop - Left
49.1366.L (Qty. 2)



Spacer
.50 x .312 x 1"
49.1282 (Qty. 4)



Standard Track Assembly
49.1358 (Qty. 2)



Screw, Carpet Gripper
1/4-20
49.0282 (Qty. 8)



Holder
49.1245 (Qty. 8)



Track Insert
49.1247 (Qty. 8)



Cap, Track
49.1246 (Qty. 2)



Bushing, Sliding Door Spacer
49.1598 (Qty. 8)



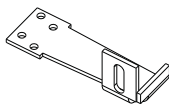
Screw, Self-Tapping
#8-18 x 1/2"
49.0587 (Qty. 8)



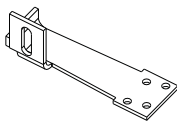
Shim Plate
49.1597 (Qty. 4)



Flat Head Screw
#10-24 x 1 3/4"
49.1475 (Qty. 32)

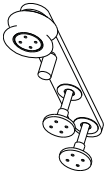










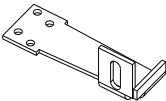
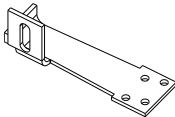


Stopper Angle - Right
49.1412.R (Qty. 2)

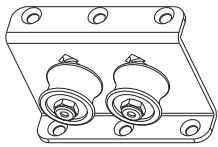


Stopper Angle - Left
49.1412.L (Qty. 2)

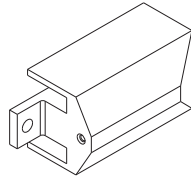
Exposed Double Sliding Door Hardware - Wood

			
Trolley 49.1243 (Qty. 4)	Plate Glass Stop - Right 49.1366.R (Qty. 2)	Plate Glass Stop - Left 49.1366.L (Qty. 2)	Spacer 49.1282 (Qty. 8)
			
Standard Track Assembly 49.1358 (Qty. 2)			Screw, Carpet Gripper 1/4"-20 49.0282 (Qty. 8)
			
Holder 49.1245 (Qty. 8)	Track Insert 49.1247 (Qty. 8)	Cap, Track 49.1246 (Qty. 2)	Pan Head Screw #8 x 1" PC.12.5007 (Qty. 8)
			
Flat Head Screw #10-24 x 1 3/4" 49.1475 (Qty. 32)	Stopper Angle - Right 49.1412.R (Qty. 2)	Stopper Angle - Left 49.1412.L (Qty. 2)	

Concealed Sliding Door Hardware - Aluminum/Wood




Concealed Trolley
49.1243 (Qty. 2)



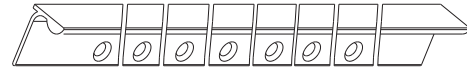
Bumper Bracket
49.1679



Pan Head Screw (Wood Door)
#10-16 x 1 1/4"
31.12.0962 (Qty. 12)



Door Track - Bottom
49.1458



Door Track - Top
49.1457



Flat Head Screw (Aluminum Door)
#10-32 x 1/2"
49.0459 (Qty. 12)



Pan Head Screw
#12-24 x 1 1/2"
49.1461 (Qty. 10)



Screw, Self-Tapping
#8 x 3/4"
49.1459 (Qty. 10)



Pan Head Screw
#6-32 x 1/2"
46.1358



Pan Head Screw, Self-Tapping
#10-16 x 3/4"
38.12.5012 (Qty. 2)



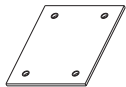
Hex Head Screw, Self-Tapping
#8 x 1"
38.12.5207 (Qty. 2)



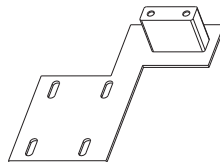
Socket Head Cap Screw
V.12.0815 (Qty. 4)



Bumper
49.1463




Bottom Adjuster Plate
49.0144

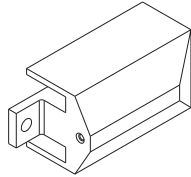


Bottom Adjuster Bracket Assembly
49.0139

Concealed Sliding Door Hardware - 5" to 3 1/2" Aluminum



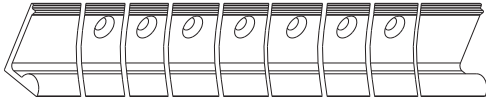
Concealed Trolley
49.1243 (Qty. 4)



Bumper Bracket
49.1679 (Qty. 2)



Block, 5" Concealed Stop
49.1621 (Qty. 2)



Door Track - Bottom
49.1458 (Qty. 2)



Door Track - Top
49.1457 (Qty. 2)



Flat Head Screw
#10-32 x 1 1/2"
49.0459 (Qty. 24)



Pan Head Screw
#12-24 x 1 1/2"
49.1461 (Qty. 20)



Screw, Self-Tapping
#8 x 3/4"
49.1459 (Qty. 20)



Pan Head Screw
#6-32 x 1/2"
46.1358 (Qty. 4)



Pan Head Screw, Self-Tapping
#10-16 x 3/4"
38.12.5012 (Qty. 4)



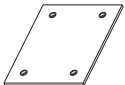
Hex Head Screw, Self-Tapping
#8 x 1"
38.12.5207 (Qty. 2)



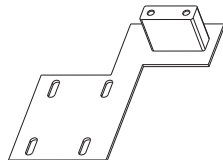
Socket Head Cap Screw
V.12.0815 (Qty. 8)



Bumper
49.1463 (Qty. 4)

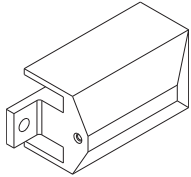


Bottom Adjuster Plate
49.0144 (Qty. 2)



Bottom Adjuster Bracket Assembly
49.0139 (Qty. 2)

Concealed Frameless Sliding Door Hardware



Bumper Bracket
49.1679 (Qty. 2)



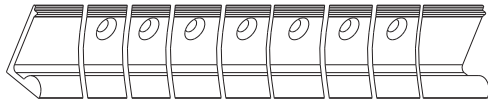
Floor Guide, 3/8" x 1/2"
38.13.3650



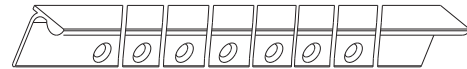
Flat Head Screw
#10-32 x 1/4"
49.1728 (Qty. 2)



Pan Head Screw
#12-24 x 1 1/2"
49.1461 (Qty. 10)



Door Track - Bottom
49.1458 (Qty. 2)



Door Track - Top
49.1457 (Qty. 2)



Screw, Self-Tapping
#8 x 3/4"
49.1459 (Qty. 10)



Pan Head Screw
#6-32 x 1/2"
46.1358 (Qty. 2)



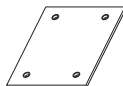
Pan Head Screw, Self-Tapping
#10-16 x 3/4"
38.12.5012 (Qty. 4)



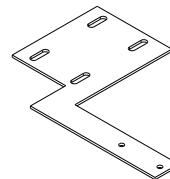
Socket Head Cap Screw
V.12.0815 (Qty. 4)



Bumper
49.1463 (Qty. 2)



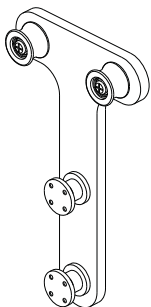
Bottom Adjuster Plate
49.0144



Bottom Adjuster Bracket Assembly
49.1488

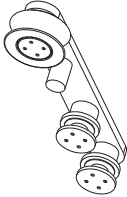


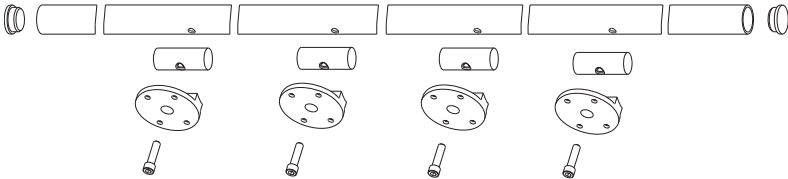
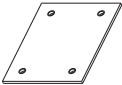
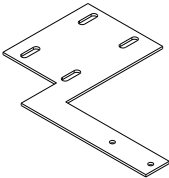






Floor Guide, 3/8" x 1/2"
38.13.3650

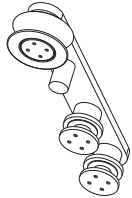


Concealed Trolley
49.1489 (Qty. 2)

Exposed Frameless Glass Sliding Door Hardware

		
Trolley, Plate Glass 49-1498 (Qty. 2)	Plate Glass Stop - Right 49.1366.R	Plate Glass Stop - Left 49.1366.L
		
Track Assembly - Plate Glass 49.1497		
		
Bottom Adjuster Plate 49.0144	Bottom Adjuster Bracket Assembly 49.1488	Floor Guide, 3/8" x 1/2" 38.13.3650
		
Socket Head Cap Screw V.12.0815 (Qty. 4)	Flat Head Screw #10-32 x 1/4" 49.1728 (Qty. 2)	Pan Head Screw #10-24 x 1 3/4" 49.1475 (Qty. 16)

Exposed Frameless Glass Double Sliding Door Hardware



Trolley, Plate Glass
49-1498 (Qty. 4)



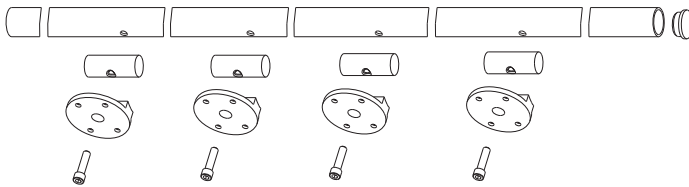
Plate Glass Stop - Right
49.1366.R (Qty. 2)



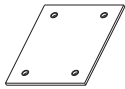
Plate Glass Stop - Left
49.1366.L (Qty. 2)



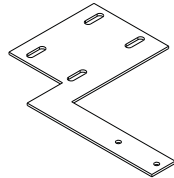
Splice
49.1377



Track Assembly - Plate Glass
49.1551



Bottom Adjuster Plate
49.0144 (Qty. 2)



Bottom Adjuster Bracket Assembly
49.1488 (Qty. 2)



Floor Guide, $\frac{3}{8}$ " x $1\frac{1}{2}$ "
38.13.3650 (Qty. 2)



Socket Head Cap Screw
V.12.0815 (Qty. 8)

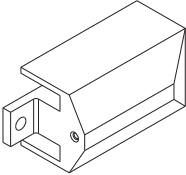







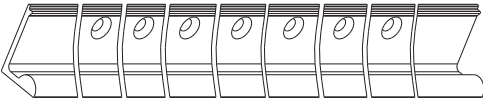


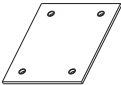
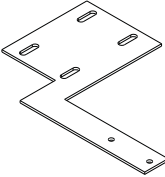

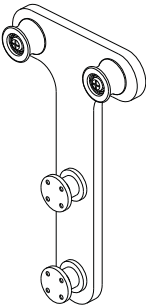


Flat Head Screw
#10-32 x $\frac{1}{4}$ "
49.1728 (Qty. 4)




Pan Head Screw
#10-24 x $1\frac{3}{4}$ "
49.1475 (Qty. 32)

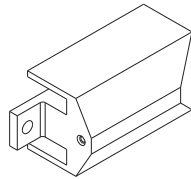
Concealed Frameless Glass Double Sliding Door Hardware

			
Bumper Bracket 49.1679 (Qty. 4)	Floor Guide, 3/8" x 1/2" 38.13.3650 (Qty. 2)	Flat Head Screw #10-32 x 1/4" 49.1728 (Qty. 4)	Pan Head Screw #12-24 x 1 1/2" 49.1461 (Qty. 20)
			
Screw, Self-Tapping #8 x 3/4" 49.1459 (Qty. 20)	Pan Head Screw #6-32 x 1/2" 46.1358 (Qty. 4)	Pan Head Screw, Self-Tapping #10-16 x 3/4" 38.12.5012 (Qty. 8)	Socket Head Cap Screw V.12.0815 (Qty. 8)
			
Door Track - Bottom 49.1458 (Qty. 2)	Door Track - Top 49.1457 (Qty. 2)		
			
Bumper 49.1463 (Qty. 4)	Bottom Adjuster Plate 49.0144 (Qty. 2)	Bottom Adjuster Bracket Assembly 49.1488 (Qty. 2)	Floor Guide, 3/8" x 1/2" 38.13.3650
			
Concealed Trolley 49.1489 (Qty. 4)			

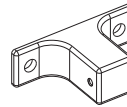
Concealed Double Sliding Door Hardware - Wood



Concealed Trolley 3 1/2"
49.1672



Bumper Bracket
49.1679



Door Stop, Concealed
49.1622



Pan Head Screw (Wood Door)
#10-16 x 1 1/4"
31.12.0962 (Qty. 24)



Pan Head Screw
#12-24 x 1 1/2"
49.1461 (Qty. 20)



Screw, Self-Tapping
#8 x 3/4"
49.1459 (Qty. 20)



Pan Head Screw
#6-32 x 1/2"
46.1358 (Qty. 4)



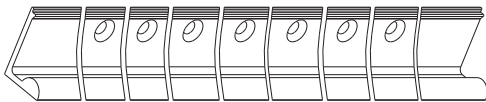
Pan Head Screw, Self-Tapping
#10-16 x 3/4"
38.12.5012 (Qty. 6)



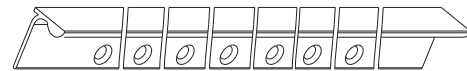
Socket Head Cap Screw
V.12.0815 (Qty. 8)



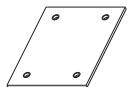
Bumper
49.1463



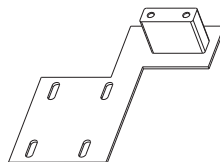
Door Track - Bottom
49.1458 (Qty. 2)



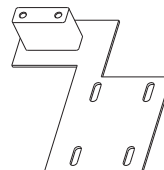
Door Track - Top
49.1457 (Qty. 2)



Bottom Adjuster Plate
49.0144 (Qty. 2)

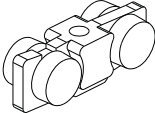
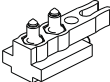
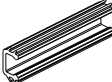
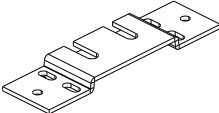






**Bottom Adjuster Bracket
Assembly - Right**
49.0139.R

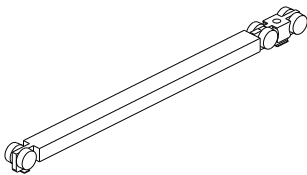


**Bottom Adjuster Bracket
Assembly - Left**
49.0139.R

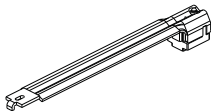
Bumper Stop Trolley

			
<div>Trolley</div> <div>??.????</div>	<div>Door Stop</div> <div>??.????</div>	<div>Clip</div> <div>??.????</div>	<div>Hanger Bracket</div> <div>??.???? (Qty. ??)</div>
			
<div>Nut</div> <div>??.???? (Qty. ??)</div>	<div>Rubber Washer</div> <div>??.???? (Qty. ??)</div>	<div>Phillips Pan Head Screw</div> <div>#10 x 1 1/4"</div> <div>??.???? (Qty. ??)</div>	<div>Phillips Pan Head Screw</div> <div>#12 x 3/4"</div> <div>??.???? (Qty. ??)</div>

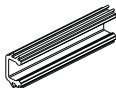
Soft Stop Trolley



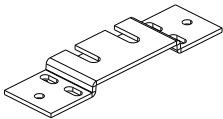
Trolley
??.????



Door Stop
??.????



Clip
??.????



Hanger Bracket
??.???? (Qty. ??)



Nut
??.???? (Qty. ??)



Rubber Washer
??.???? (Qty. ??)

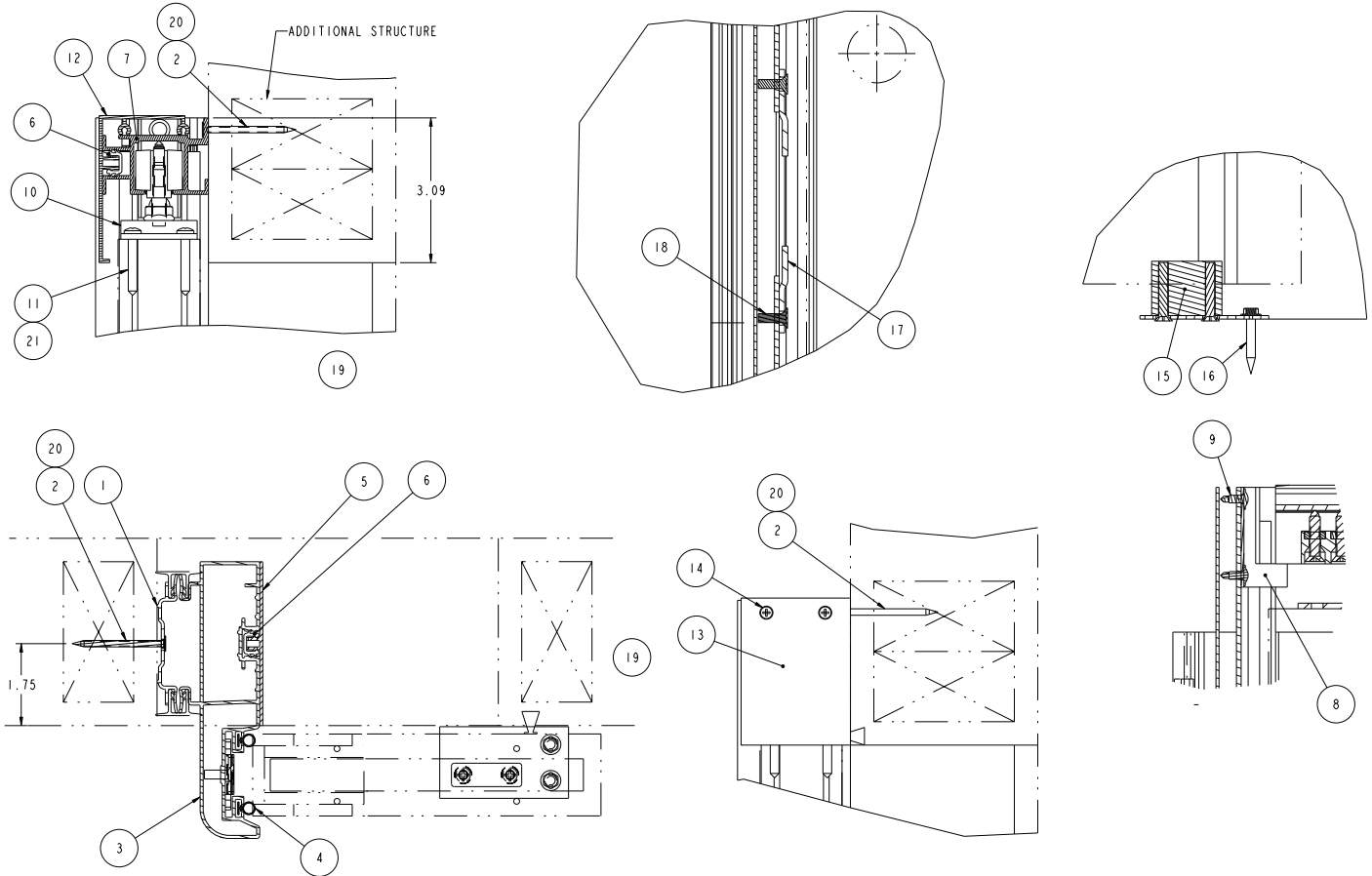


Phillips Pan Head Screw
#10 x 1 1/4"
??.???? (Qty. ??)



Phillips Pan Head Screw
#12 x 3/4"
??.???? (Qty. ??)

Bumper Stop Assembly - Dry Wall Mounted Sliding Door



Item	Part Number	Quantity	Item Description	Item	Part Number	Quantity	Item Description
1	49.1817	1	Universal Connector, Drywall	12	49.1781	1	Valance, Soft Stop
2	38.12.5191*	10	Dry Wall Screw, #6 x 2"	13	49.1770	1	End Plate
3	49.1814.R	1	Jamb, Sliding Door, Drywall, Locking	14	V.12.0795	2	Screw, Phillips Flat Head, #6-32 x 3/8"
4	49.0869.YSD	2	Door Bumper	15	49.1533	1	Recessed Floor Guide Assembly
5	49.18.16	1	Center Cap, Drywall Opening	16	49.0254	2	3/16" Tapcon, 1 1/4" Long
6	49.0376	A/R	Clip, Center Molding	17	49.0126	1	Strike Plate, Sliding Door
7	49.1780	1	Track, Slow Close	18	31.12.9036	2	Screw, Self-Tapping, Phillips, #10 x 5/8"
8	49.1804	1	Bracket, Track Support	19	49.1093	2	3M Tape, Weatherstripping
9	49.0587	2	Screw, Phillips Head, #8-18 x 1 1/2"	20	49.1786***	10	Screw, Pan Head, #10 x 1 1/2"
10	49.1775	2	Trolley Hanger	21	49.1802****	6	Screw, Phillips Pan Head, #12-24 x 3/4"
11	38.12.5823**	8	Screw, #10 x 1 3/4"	N/A	38.12.5191	2	Drywall Screw, #6 x 2" (shipped loose)
				N/A	49.0168	1	Guide Channel, Sliding Door (shipped loose)
				N/A	49.1773	1	Bumper Stop Trolley

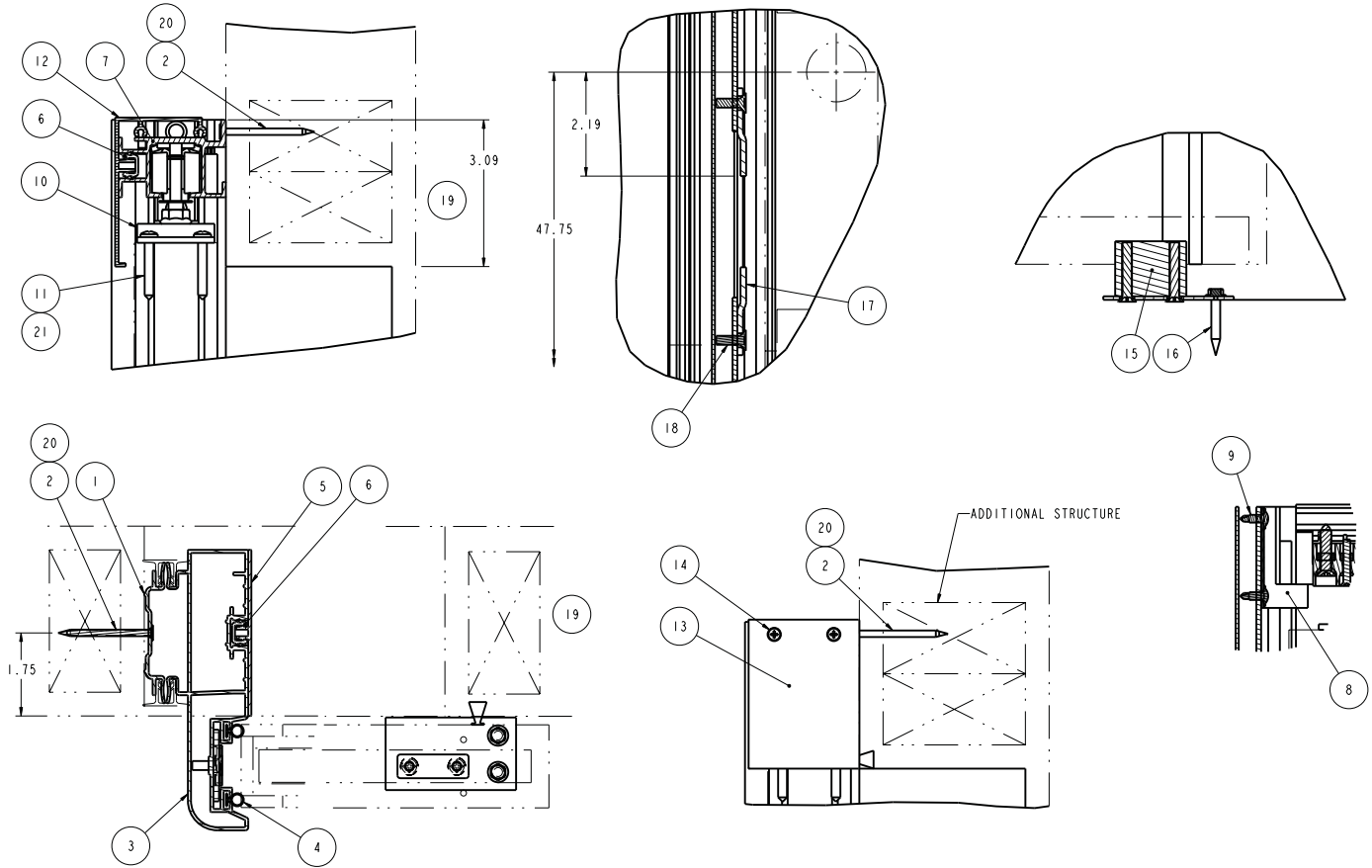
* Use for wood structure.

** Use for steel structure.

*** Use for wood door.

**** Use for aluminum door.

Soft Stop Assembly - Dry Wall Mounted Sliding Door



Item	Part Number	Quantity	Item Description
1	49.1817	1	Universal Connector, Drywall
2	38.12.5191*	10	Dry Wall Screw, #6 x 2"
3	49.1814.R	1	Jamb, Sliding Door, Drywall, Locking
4	49.0869.YSD	2	Door Bumper
5	49.18.16	1	Center Cap, Drywall Opening
6	49.0376	A/R	Clip, Center Molding
7	49.1780	1	Track, Slow Close
8	49.1804	1	Bracket, Track Support
9	49.0587	2	Screw, Phillips Head, #8-18 x 1/2"
10	49.1775	2	Trolley Hanger
11	38.12.5823**	8	Screw, #10 x 1 3/4"

Item	Part Number	Quantity	Item Description
12	49.1781	1	Valance, Soft Stop
13	49.1770	1	End Plate
14	V.12.0795	2	Screw, Phillips Flat Head, #6-32 x 3/8"
15	49.1533	1	Recessed Floor Guide Assembly
16	49.0254	2	3/16" Tapcon, 1 1/4" Long
17	49.0126	1	Strike Plate, Sliding Door
18	31.12.9036	2	Screw, Self-Tapping, Phillips, #10 x 5/8"
19	49.1093	2	3M Tape, Weatherstripping
20	49.1786**	10	Screw, Pan Head, #10 x 1 1/2"
21	49.1802****	6	Screw, Phillips Pan Head, #12-24 x 3/4"
N/A	38.12.5191	2	Drywall Screw, #6 x 2" (shipped loose)
N/A	49.0168	1	Guide Channel, Sliding Door (shipped loose)
N/A	49.1773	1	Bumper Stop Trolley

* Use for wood structure.

** Use for steel structure.

*** Use for wood door.

**** Use for aluminum door.

KI
1330 Bellevue Street
P.O. Box 8100
Green Bay, Wisconsin 54308-8100
1-800-424-2432
www.ki.com

KI is a registered trademark
of Krueger International, Inc.

© 2012 KI
All Rights Reserved
Litho in USA.
Code KI-62471/HT/PDF/0712

