

January 3, 2011

Updated August 14, 2019

800-424-2432





# Contents

Refer to KI Terms & Conditions document or visit [ki.com](http://ki.com).

<b>Ordering C.O.M., C.O.L., and C.O.V.</b>	Bonduel, Green Bay, Ontario, and Tupelo	2	<b>800 Series</b>	Industrial Stools (Delivered Pricing)	120
	Shipping Location	4		Industrial Stools (Freight Excluded Pricing)	122
<b>Front Row Seating</b>	Specifications Form	6	<b>Medical and Laboratory</b>	General Information	124
<b>Intellectual Property Authorization</b>		8		Stools	126
<b>100, 300, 700 Series® Folding Chairs</b>	General Information	10	<b>Index</b>		128
	Product Color Options	14			
<b>100 Series</b>	Folding Chairs (Delivered Pricing)	16			
	Folding Chairs (Freight Excluded Pricing)	18			
<b>300 Series</b>	Folding Chairs (Delivered Pricing)	20			
	Folding Chairs (Freight Excluded Pricing)	22			
<b>700 Series®</b>	Folding Chairs (Delivered Pricing)	24			
	Folding Chairs (Freight Excluded Pricing)	26			
	Folding Chairs (Delivered Pricing)	28			
	Folding Chairs (Freight Excluded Pricing)	30			
<b>Auditorium, Design Line™ Folding Chairs</b>	General Information	32			
	Product Color Options	34			
<b>Auditorium</b>	Folding Chairs (Delivered Pricing)	36			
	Folding Chairs (Freight Excluded Pricing)	38			
<b>Design Line™</b>	Folding Chairs (Delivered Pricing)	40			
	Folding Chairs (Freight Excluded Pricing)	42			
<b>Front Row Seats®</b>	General Information	44			
	Product Color Options	46			
	Folding Chairs (Delivered Pricing)	48			
	Folding Chairs (Freight Excluded Pricing)	50			
	Folding Chairs (Delivered Pricing)	52			
	Folding Chairs (Freight Excluded Pricing)	54			
<b>Folding Chairs - 05</b>	General Information	56			
	Folding Chairs (Delivered Pricing)	60			
	Folding Chairs (Freight Excluded Pricing)	62			
	Folding Chairs (Delivered Pricing)	64			
	Folding Chairs (Freight Excluded Pricing)	66			
	Folding Chairs (Delivered Pricing)	68			
	Folding Chairs (Freight Excluded Pricing)	70			
	Folding Chairs (Delivered Pricing)	72			
	Folding Chairs (Freight Excluded Pricing)	74			
<b>Storage Caddies for Folding Chairs - 05</b>	Folding Chairs (Delivered Pricing)	76			
	Folding Chairs (Freight Excluded Pricing)	78			
<b>Novite™</b>	General Information	80			
	Product Color Options	82			
	Folding Chairs (Delivered Pricing)	84			
<b>Folding Chair Storage and Accessories</b>	General Information	86			
	Product Color Options	88			
	Folding Chairs (Delivered Pricing)	90			
	Folding Chairs (Freight Excluded Pricing)	92			
	Folding Chairs (Delivered Pricing)	94			
	Folding Chairs (Freight Excluded Pricing)	96			
	Folding Chairs (Delivered Pricing)	98			
	Folding Chairs (Freight Excluded Pricing)	100			
<b>Industrial Adjustable Stools</b>	General Information	102			
	Product Color Options	106			
<b>600 Series</b>	Industrial Stools (Delivered Pricing)	108			
	Industrial Stools (Freight Excluded Pricing)	110			
	Industrial Stools (Delivered Pricing)	112			
	Industrial Stools (Freight Excluded Pricing)	114			
	Industrial Stools (Delivered Pricing)	116			
	Industrial Stools (Freight Excluded Pricing)	118			

# Ordering C.O.M., C.O.L., and C.O.V.

Bonduel, Green Bay, Ontario, and Tupelo

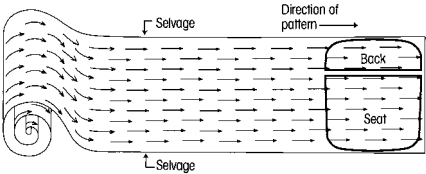
### How to Specify C.O.M. Upholstery

Textile designs often have intricate patterns. Not all individuals will interpret fabric direction in the same manner.

As a standard procedure, KI cuts fabrics off the roll in a horizontal fashion as shown in Diagram A at the right. By cutting in this fashion, most waste is eliminated. Our requirements for yardage in this book are based on this type of cutting. When directional or patterned fabrics are used, they often require more yardage than solid colors.

By providing KI with a completely filled-out copy of the form on this page, we will be able to expedite your order. We find it particularly helpful with directional or patterned upholstery material. It is critical that copies of this form accompany test quantities as well as production quantities of C.O.M.

C.O.M. must be supplied in continuous yardage.



### C.O.M., C.O.L. and C.O.V. Testing

KI will require for testing actual yardage to upholster one chair. The testing requirements depend on which chair you have selected on your order.

Test samples will be applied to the order and will be held for 6 months if needed. After 6 months, the sample can no longer be applied to your order. For all products to be tested, send test samples for approval to:

**KI**  
**Attn: C.O.M. Specialist**  
**1687 Westminster Drive, Gate 3**  
**Green Bay WI 54302**

To expedite the procedure, attach a copy of the "C.O.M. Information Form" on this page.

All C.O.M., C.O.L. and C.O.V. must be labeled with the purchase order number.

### C.O.M., C.O.L. and C.O.V. Production

Customer's fabrics and leathers must be approved prior to acceptance for production. Upon test approval, a 1" square sample swatch of upholstery material must accompany the order. KI assumes no responsibility for wear, defects or performance of customer's own fabrics, vinyl or leather. C.O.M., C.O.L. and C.O.V. orders are available on a deferred delivery basis.

Orders for production of C.O.M., C.O.L. and C.O.V. upholstered products are not scheduled for processing until upholstery material is received. Upon receipt, KI will provide an acknowledgement and an estimated shipping date.

KI recommends that leather be ordered in yardage. Leather must be usable. The outer edges cannot be calculated as square feet or yardage.

The C.O.M., C.O.L. and C.O.V. yardage requirements accompanying products in the pricing section are for 10 chairs/seats or less, 54" wide nondirectional material. On larger orders, less material is required.

For exact production yardage requirements, call 1-800-424-2432, ext. 2707.

### C.O.M., C.O.L. and C.O.V. Order Processing

For products shipped from Green Bay, WI facility, ship upholstery material to:

**KI**  
**Attn: C.O.M. Storage**  
**1687 Westminster Drive, Gate 3**  
**Green Bay, WI 54302**

For products shipped from Tupelo, MS facility ship material to:

**KI Tupelo**  
**Attn: C.O.M. Storage**  
**2112 South Green Street**  
**Tupelo, MS 38801**

For products shipped from Bonduel, WI facility, ship material to:

**KI**  
**Attn: C.O.M. Storage**  
**204 West South Street**  
**Bonduel, WI 54107**

For products shipped from Ontario, CA facility, ship material to:

**Avail/Impress/Kismet/Medical & Laboratory Stools/Pilot**  
**Attn: C.O.M. Storage**  
**1110 S. Mildred Ave.**  
**Ontario, CA 91761**

### Intricate Patterns

In the event of specific requirements for positioning of intricate patterns or pattern repeats on seats and backrests, provide a sketch noting requirements, as in Diagram B, along with materials for testing, and with the order.

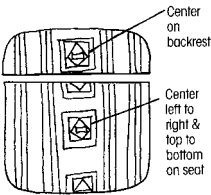


Diagram B

### Treated Materials

If C.O.M. requires processing such as Scotchgard® or acrylic backing, it often shrinks. To prevent delays in delivery or back ordering due to shrinkage, please have your processor remeasure after processing and assure adequate yardage shipment.

### Split Orders

If a portion of the shipment which does not require C.O.M., C.O.L. or C.O.M. applications is to be processed and shipped early, KI will enter the order immediately at your request. These split shipments are subject to minimum order changes.

Contact the C.O.M. Specialist at 1-800-424-2432, ext. 2707, with questions or to verify a split order.

### Excess Upholstery Material

KI will dispose of excess upholstery material at the time of shipment unless expressly requested to return it with the product shipment.

### Cancelled or Changed Orders

KI assumes no responsibility for extra C.O.M., C.O.L. or C.O.V. material due to a change of upholstery or cancellation of an order. It is the customer's responsibility to arrange for return of this material.

### C.O.M., C.O.L. and C.O.V. Information Form

A copy of this form should accompany test requests and production orders. Please fill it out completely, and, if your order has been acknowledged, provide the acknowledgement number.

Purchasing Agent (Dealer or buying organization) \_\_\_\_\_  
Attention \_\_\_\_\_  
Address \_\_\_\_\_  
City \_\_\_\_\_ State \_\_\_\_\_ Zip \_\_\_\_\_  
Project Name \_\_\_\_\_  
Type of seating and number of units of each type \_\_\_\_\_

Please see information below and check the appropriate box.

☐ Submitted for testing.

☐ Test approved. Submitted for production.

Purchase Order Number \_\_\_\_\_

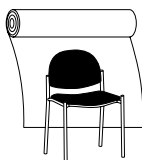
KI Acknowledgement Number \_\_\_\_\_

In all instances, send this form to the C.O.M. Specialist.

☐ A Selvage Top and Bottom



☐ B Selvage Side and Side





# Ordering C.O.M., C.O.L., and C.O.V.

Bonduel, Green Bay, Ontario, and Tupelo

# Ordering C.O.M., C.O.L., and C.O.V.

Shipping Location

## C.O.M. SHIPPING LOCATION



### Architectural Walls

Genius Walls ..... MN

### Casegoods

Dante Benches ..... AG

Aristotle Tackboards ..... MN

### Classroom Furniture

360° Classroom Furniture ..... BW

Intellect Wave Chairs ..... GB

Learn2 ..... GB

### Desking

700 Series Desking ..... KP

Balance Overheads ..... MN

Genesis Desking ..... MN

True Desking ..... KP

Universal Overheads ..... MN

WorkZone Desking ..... MN

### Files & Storage

700 Series Pedestal Cushion ..... GB

Connection Zone Pads ..... BW

U-Series Pedestal Cushion ..... GB

Tattoo ..... BW

### Fixed Seating

Concerto Auditorium Seating ..... BW

Single Pedestal Seating ..... GB

Jury Base Seating ..... GB

Lancaster Auditorium Seating ..... BW

Sequence Seating ..... GB

University Seating ..... GB

### Panel Systems

All Terrain ..... KP

Balance Overheads ..... MN

System 3000 ..... MN

Universal Overheads ..... MN

Wireworks ..... MN

Unite ..... MN

### Residence Hall Furniture

RoomScape Furniture ..... MN

### Screens

All Terrain ..... KP

Connection Zone ..... BW

True/Volition ..... KP

Genesis ..... KP

Tattoo ..... MN

### Seating

100 Series Folding Chairs ..... BW

300 Series Folding Chairs ..... BW

600 Series Stools ..... BW

700 Series Folding Chairs ..... BW

Affina Collection ..... HN

Arissa Lounge ..... HN

Altus Task Chairs ..... TM

Apply Stack Chairs ..... GB

Auditorium Folding Chairs ..... BW

Avail Task Chairs ..... OM

Bantam Guest Seating ..... HN

Calida Lounge Seating ..... TM

Cinturon Lounge Seating ..... HN

Connection Zone Privacy Booths ..... HN

Doni Collection ..... GB

FourC Seating ..... TM

Front Row Seats (Silk Screening) ..... BW

GateOne Public Seating ..... BW

Grazie Seating ..... GB

Hiatus Sleeper Bench ..... HN

Hub Modular Lounge Seating ..... HN

Impress Task Chairs ..... OM

Impress Ultra Task Chairs ..... OM

Jessa Lounge Seating ..... HN

Jubi Guest Chair ..... GB

Katera Guest Chair ..... TM

Kurv Benches ..... HN

LaResta Day Beds ..... HN

Lyra Lounge Seating ..... HN

Maestro Stack Chairs ..... GB

Matrix Stack Chairs ..... GB

Medical & Laboratory Stools ..... OM

MyWay Seating ..... HN

Neena Benches ..... HN

Oath Task Chairs and Stools ..... TM

Opt4 ..... GB

Perth Multiple & Healthcare Seating ..... HN

Perth II Healthcare Seating ..... HN

Pilot Task Chairs ..... OM

Promenade Seating System ..... BW

Rapture Stack Chairs & Stools ..... GB

Ruckus ..... GB

Rose Healthcare ..... BW

Sela Lounge Seating ..... HN

Sift Task Chairs ..... TM

Silhouette Stack Chairs & Stools ..... TM

Soltice Metal Collection ..... HN

Soltice Multiple, Healthcare & Guest ..... HN

Soltice II Healthcare Seating ..... HN

Strive Multiple, Stack & Task ..... GB

Sway ..... BW

Tattoo ..... HN

Tea Cup Lounge Seating ..... HN

Torsion-on-the-Go! Nesting Chairs ..... GB

Torsion Air Stack and Task Seating ..... GB

Torsion Stack and Task Seating ..... GB

Versa Stack Chairs & Stools ..... GB

Voyant Task Chairs ..... TM

Voz Guest Chairs ..... TM

## KI Manufacturing Sites - Customer's Own Material Shipment Manufacturing Site Addresses

### AG

Contact KI at  
1-800-424-2432

### GB

KI Green Bay  
Attn: COM Storage  
1687 Westminster Drive - Gate 3  
Green Bay, WI 54302

### KP

KI Pembroke  
Attn: COM Storage  
1000 Olympic Dr.  
Pembroke, Ontario K8A6X7

### MN

KI Manitowoc  
Attn: COM Storage  
1400 S. 41st St.  
Manitowoc, WI 54220

### BW

KI Bonduel  
Attn: COM Storage  
204 West South St.  
Bonduel, WI 54107

### HN

KI High Point  
Attn: COM Storage  
217 Feld Avenue  
High Point, NC 27263

### OM

KI  
Attn: COM Storage  
1110 S. Mildred Ave.  
Ontario, CA 91761


### TM

KI Tupelo  
2112 South Green St.  
Tupelo, MS 38804



# Ordering C.O.M., C.O.L., and C.O.V.

Shipping Location



# Front Row Seating

## Specifications Form



### Front Row Seating Chairs ■

#### Specifications Form

April 2012

Please note:

- All logos require camera ready art in Adobe Illustrator .eps, .ai or .pdf format in the measurements below.\* Additional charges will apply to each proof change (size, color or font).
- For specific pricing details, visit [www.ki.com/planning/pricelists.aspx?RSid=937](http://www.ki.com/planning/pricelists.aspx?RSid=937).
- Once complete, submit this form and the signed "Intellectual Property Authorization" agreement along with your order.
- Contact your customer service rep. with additional questions.

Chair Model # \_\_\_\_\_ Qty Ordered \_\_\_\_\_ Feet/Bumper Colors \_\_\_\_\_

Frame Color \_\_\_\_\_ Vinyl Color \_\_\_\_\_

\*Group 2 vinyls cannot be silk-screened.

Cushion Back Description \_\_\_\_\_ Seat Back Pantone Colors\*\*

Color #1 \_\_\_\_\_

Color #2 \_\_\_\_\_

Color #3 \_\_\_\_\_

Lettering Style \_\_\_\_\_ \*\*Total number of ink colors per logo is three. Contact customer service

Common Effects \_\_\_\_\_ for orders requiring more than three ink colors per logo.

Seat Cushion Description \_\_\_\_\_ Seat Cushion Pantone Colors\*\*

Color #1 \_\_\_\_\_

Color #2 \_\_\_\_\_

Color #3 \_\_\_\_\_

Lettering Style \_\_\_\_\_ \*\*Total number of ink colors per logo is three. Contact customer service

Common Effects \_\_\_\_\_ for orders requiring more than three ink colors per logo.

PO# \_\_\_\_\_ **KI Internal Information**

Project or School Name \_\_\_\_\_ KI Order Number \_\_\_\_\_

Contact Name \_\_\_\_\_ KI Sales Rep \_\_\_\_\_

Email for Proof \_\_\_\_\_ Artwork File Name \_\_\_\_\_

If logo/lettering is not predetermined, below is a list of popular lettering styles and common effects.

Script & Calligraphic

- ☐ **Brady**
- ☐ **Brush Script**
- ☐ **Kaufmann**
- ☐ **Sanvito**
- ☐ **Snell Roundhand**

Athletic

- ☐ **ALLSTAR**
- ☐ **EUROSTYLE**
- ☐ **JERSEY**
- ☐ **MACHINE**
- ☐ **ROCKWELL**

Block and San Serif

- ☐ **IMPACT**
- ☐ **ARIAL BLACK**
- ☐ **TEMPEST GILL**
- ☐ **SERPENTINE**
- ☐ **OPTIMA**

Serif and Misc.

- ☐ **COOPER BLACK**
- ☐ **PLAYBILL**
- ☐ **STENCIL**
- ☐ **TIMES**
- ☐ **MARKER**

Common Effects

- ☐ **SHADOW**
- ☐ **SLANTED**
- ☐ **ARCHED**
- ☐ **UPPER ARCH**

\*Max size for artwork on back: 12" wide x 5" high  
Max size for artwork on seating: 9.5" wide x 10.5" high  
Sized to maximum unless otherwise stated.





# Front Row Seating

Specifications Form

--

# Intellectual Property Authorization

## INTELLECTUAL PROPERTY AUTHORIZATION

This Intellectual Property Authorization is effective this \_\_\_\_ day of \_\_\_\_\_, 20\_\_\_\_, by and between KRUEGER INTERNATIONAL, INC. (hereafter "KI") a Wisconsin corporation located and doing business at 1330 Bellevue Street, Green Bay, Wisconsin 54302, and \_\_\_\_\_, located and doing business at \_\_\_\_\_ (hereafter, "OWNER").

WHEREAS, OWNER is the sole owner of the entire rights, title, and interests in, to and under the Intellectual Property identified on Exhibit "A" attached hereto (hereafter, "IP"); and

WHEREAS, OWNER has requested KI to produce and manufacture the products identified on Exhibit "A" attached hereto (hereafter, "Products") for OWNER, and OWNER desires that Products display/use the IP; and,

WHEREAS, KI is willing, subject to the terms and conditions set forth herein, to produce and manufacture Products for OWNER such that said Products display/use OWNER'S IP.

NOW, THEREFORE, in consideration of the mutual covenants, obligations, and undertakings set forth herein, and for other good and valuable consideration, the receipt and sufficiency of which are hereby acknowledged, the parties hereby agree as follows:

1. OWNER represents and warrants that: (a) it is the sole owner of the entire rights, title and interests in, to and under the IP; and (b) it has full and unlimited authority to enter into this agreement and to grant KI the use of the IP as set forth herein.

2. OWNER hereby grants KI the right to use and/or display the IP on the Product KI is producing and manufacturing for OWNER.

3. OWNER agrees to indemnify, defend and hold KI harmless from and against any and all claims, actions, judgments, losses, damages (including, but not limited to, actual, incidental, consequential and punitive damages) and/or any other expenses (including, but not limited to, actual attorneys' fees), which KI may incur as a result of the use/display of the IP on Product for OWNER. OWNER'S duty hereunder shall specifically include and extend to any third party claims that the IP infringes such third party's rights in any way.

Dated the day and year first written above.

KRUEGER INTERNATIONAL, INC.

OWNER: \_\_\_\_\_

  
By: Nathan A. Jeske

By: \_\_\_\_\_  
Print Name

Its: Product Manager  
Title

Its: \_\_\_\_\_  
Title

**EXHIBIT A****INTELLECTUAL PROPERTY****Trademarks:****Copyrights:****Other:****PRODUCTS**

(KI product name(s) to be applied with the logo)

# 100, 300, 700 Series® Folding Chairs

## General Information



100 Series Steel Seat (101)



100 Series Upholstered Seat (103)



100 Series Upholstered Seat and Back (104)

Features			
Seam-welded tubular steel frame	•	•	•
Steel Seat	•	•	•
Steel backrest	•	•	•
Polyfoam seat pad		•	•
Polyfoam backrest pad			•
2 welded crossbraces	•	•	•
Wallsaver design	•	•	•
3" frame strengtheners (a KI exclusive)	•	•	•
General Dimensions			
Seat height	17-1/2"	17-1/2"	17-1/2"
Overall width	18-1/4"	18-1/4"	18-1/4"
Overall depth	19-3/4"	19-3/4"	19-3/4"
Overall height	30-1/4"	30-1/4"	30-1/4"
Ganging on center	18-1/2"	18-1/2"	18-1/2"

### SPECIFICATIONS

#### 100 Series Frames

Electrically seam-welded 18-gauge, 7/8" o.d. tubular steel. 13-gauge "ribbed" linkage.

#### Backrests

One-piece, 24-gauge cold-rolled with fully curled safety edge, securely welded to frame. 8-1/2" high for maximum support. 2" deep concave shape for maximum support.

#### 104 Upholstered Backrest

24-gauge steel. 14-1/2" x 6" x 1/2" polyfoam stapled to linerboard panel. Replaceable, attached to backrest by screws.

#### Seats

20-gauge cold-rolled drawn and shaped steel with fully curled edges for strength and safety. Front corners have a "waterfall" shape.

#### 103, 104 Upholstered Seat

20-gauge recessed steel seat pan. 13-1/4" x 13-1/2" x 5/8" polyfoam stapled to linerboard panel. Replaceable, attached by mechanical fasteners.

#### 300 Series Frames

Electrically seam-welded 19-gauge x 7/8" o.d. tubular steel. 13-gauge "ribbed" linkage. Reinforced at pivot points with frame strengtheners. Crossbraces double riveted to each leg.

#### 300 Backrests

One-piece 24-gauge cold-rolled with fully curled safety edge, securely welded to frame. 8-1/2" high for maximum support. 2" deep concave shape for maximum support.

#### 304 Upholstered Backrest

24-gauge steel. 14-1/2" x 6" x 1/2" polyfoam stapled to linerboard panel. Replaceable, attached to backrest by screws.

#### 301 Seats

One-piece 20-gauge cold-rolled with fully curled edge for strength and safety. Front corners have a waterfall shape.

#### 303, 304 Upholstered Seats

20-gauge recessed steel seat pan. 5/8" polyfoam sealed to linerboard panel. Replaceable, attached by mechanical fasteners.

#### Feet

Replaceable, non-marring, durable, linear polypropylene.

#### Frame Finish

Baked-on, electrostatically-applied epoxy powder coating.

### INFORMATION

#### C.O.M. Testing and Production Requirements

KI reserves the right to reject unsuitable material. Orders will not be accepted

without prior material approval. Send 1 yard of customer's own material for testing. A 1" square sample swatch for identification must accompany original orders.

Send C.O.M. marked with your name and P.O. number to:

KI  
204 West South Street  
Bonduel, WI 54107

#### Fabric Disclaimer

Fabric will be applied as swatched by the fabric manufacturer. Fabric that is required to be applied differently than is swatched will need a Special Cost Request written specifying the direction the fabric is to be applied. The posted standard lead time will apply to the Special Cost Request.



# 100, 300, 700 Series® Folding Chairs

General Information



**300 Series Steel Seat  
(301D)**

**300 Series Upholstered  
Seat (303DU)**

**300 Upholstered Seat and  
Back (304DU)**

## Features

Seam-welded tubular steel frame	•	•	•
Steel Seat	•	•	•
Steel backrest	•	•	•
Polyfoam seat pad		•	•
Polyfoam backrest pad			•
2 double-riveted crossbraces	•	•	•
Wallsaver design	•	•	•
3" frame strengtheners (a KI exclusive)	•	•	•

## General Dimensions

Seat height	17-1/2"	17-1/2"	17-1/2"
Overall width	18-1/4"	18-1/4"	18-1/4"
Overall depth	19-1/2"	19-1/2"	19-1/2"
Overall height	30-1/4"	30-1/4"	30-1/4"
Ganging on center	18-1/2"	18-1/2"	18-1/2"

## INFORMATION

### Warranty

Refer to KI Terms & Conditions document  
or visit [ki.com](http://ki.com)

# 100, 300, 700 Series® Folding Chairs

## General Information



700 Series Steel Seat (701)



700 Series Upholstered Seat (703)



700 Series Upholstered Seat and Back (704)

Features			
Seam-welded tubular steel frame	•	•	•
Steel Seat	•	•	
Steel backrest	•	•	•
Polyfoam seat pad		•	•
Polyfoam backrest pad			•
3 welded crossbraces	•	•	•
2 double-riveted crossbraces	•	•	•
Wallsaver design	•	•	•
3" frame strengtheners (a KI exclusive)	•	•	•
Steel seat bridge	•		
General Dimensions			
Seat height	17-1/2"	17-1/2"	17-1/2"
Overall width	18-1/4"	18-1/4"	18-1/4"
Overall depth	19-1/2"	19-1/2"	19-1/2"
Overall height	30-1/4"	30-1/4"	30-1/4"

### SPECIFICATIONS

#### 700 Series® Frames

Electrically seam-welded 18-gauge, 7/8" o.d. tubing. Front legs reinforced at pivot points with frame strengtheners/seat spacers. Three leg braces of 19-gauge, 5/8" o.d. steel tubing.

#### Steel Backrests

7-1/2" high, pitched for proper posture support. Panel is curved 24-gauge cold-rolled steel with fully curled edge and spot-welded to frame.

#### 704 Upholstered Backrest

Replaceable backrest panel of 1/2" poly foam stapled to linerboard base. Attached to backrest by screws.

#### 701 Steel Seats

Seat pivots on 1/4" tempered steel rivets. One-piece 20-gauge cold-rolled drawn and shaped steel with fully curled edges.

#### 703, 704U Upholstered Seats

20-gauge recessed steel seat pan. 5/8" poly foam stapled to linerboard panel. Replaceable, attached by mechanical fasteners.

#### 703S, 704S Upholstered Seat

20-gauge recessed steel seat pan. 1" poly foam stapled to linerboard panel. Replaceable, attached by mechanical fasteners.

#### FTAR Miracle Fold Tablet Arm

Arm folds independently of chair and has a high degree of clearance from seat to underside of tablet arm. Front hinge lock of die-formed 14-gauge steel and molded copolymer, 14-gauge, 7/8" o.d. tubular steel arm support. Rear dual action hinge laminated of 11- and 14-gauge steel. Tablet is 5/8" high-density MDF faced with high-pressure plastic laminate top and backing sheets.

#### Feet

Replaceable non-marring linear polypropylene. Ganging (armless models only).

Riveted male interlocks engage matching twin keyholes on brazed female bracket.

#### Frame Finish

Baked-on, electrostatically applied epoxy powder coating.

### INFORMATION

#### C.O.M. Testing and Production Requirements

KI reserves the right to reject unsuitable material. Orders will not be accepted without prior material approval. Send 1 yard of customer's own material for testing. A 1" square sample swatch for identification must accompany original orders.

Send C.O.M. marked with your name and P.O. number to:

KI  
204 West South Street  
Bonduel, WI 54107

#### Fabric Disclaimer

Fabric will be applied as swatched by the fabric manufacturer. Fabric that is required to be applied differently than is swatched will need a Special Cost Request written specifying the direction the fabric is to be applied. The posted standard lead time will apply to the Special Cost Request.



# 100, 300, 700 Series® Folding Chairs

General Information



**Miracle Fold Tablet Arm (704DFTAR/U)**

## Features

Seam-welded tubular steel frame	•
Steel Seat	•
Steel backrest	•
Polyfoam seat pad	•
Polyfoam backrest pad	•
3 welded crossbraces	•
Wallsaver design	•
3" frame strengtheners (a KI exclusive)	•

## General Dimensions

Seat height	17-1/2"
Overall width	24"
Overall depth	26-1/4"
Overall height	30-1/4"
Tablet arm	11-1/2" x 22-1/2"

## INFORMATION

### Warranty

Refer to KI Terms & Conditions document  
or visit [ki.com](http://ki.com)

# 100, 300, 700 Series® Folding Chairs

Product Color Options

**Frame Color**

Azure Grey	AGM
Beige	BE
Black	BL
Blue Grey	GR
Brown	BR
Cayenne	CY
Nordic	ND
Sand	SA
Warm Grey	WG
Wet Sand	WS

**Feet/Bumper Color**

Beige feet/bumpers	BEF
Black feet/bumpers	BLF
Grey feet/bumpers	GRF
White feet/bumpers	WHF

**700 Series**

**Tablet Arm Color**

Biltmore Cherry	LBT
Brighton Walnut	LBW
Canyon Zephyr	LCA
Cocobala	LCC
Castle Oak	LCO
English Oak	LEA
Grey	LGE
Graphite Nebula	LGN
Kensington Maple	LKM
Loden Zephyr	LLZ
Morro Zephyr	LMY
North Sea	LNA
Windsor Mahogany	LWY

## Finish Cards

View color swatches for items listed within this document.

<u>Paints</u>	<u>Wood/Veneer</u>	<u>Molded Edges</u>	<u>Hard Plastics</u>
<u>Plastics/Poly</u>	<u>Laminates</u>	<u>Edge Styles</u>	<u>Glass</u>








# 100, 300, 700 Series® Folding Chairs

Product Color Options

# 100 Series

Folding Chairs (Delivered Pricing)

	MODEL	Features	MODEL NUMBER					Approx. Packaged Weight
			Basic Model	Frame Color	Fire Code	Upholstery Color	Feet/Bumper Color	
	<b>Steel Seat</b> <ul style="list-style-type: none"><li>Seam-welded tubular steel frame</li><li>Heavy-duty steel seat and backrest</li><li>2 welded crossbraces, front and rear</li><li>3" frame strengtheners (A KI exclusive)</li><li>Wallsaver design</li></ul>	Unupholstered	101	□□□			□□□	11.0#
100								
	<b>Upholstered Seat</b> <ul style="list-style-type: none"><li>Seam-welded tubular steel frame</li><li>Heavy-duty steel seat and backrest</li><li>2 welded crossbraces, front and rear</li><li>Polyfoam seat pad</li><li>3" frame strengtheners (A KI exclusive)</li><li>Wallsaver design</li></ul>	1" Seat Pad	103S	□□□	□□□	□□□□□	□□□	11.0#
		5/8" Seat Pad	103U	□□□	□□□	□□□□□	□□□	11.0#
100U								
	<b>Upholstered Seat and Back</b> <ul style="list-style-type: none"><li>Seam-welded tubular steel frame</li><li>Heavy-duty steel seat and backrest</li><li>2 welded crossbraces, front and rear</li><li>Polyfoam seat and backrest pad</li><li>1/2" polyfoam backrest pad</li><li>3" frame strengtheners (A KI exclusive)</li><li>Wallsaver design</li></ul>	1" Seat Pad	104S	□□□	□□□	□□□□□	□□□	11.0#
		5/8" Seat Pad	104U	□□□	□□□	□□□□□	□□□	11.0#
100U								
			<b>A</b>	<b>B</b>	<b>C</b>	<b>D</b>	<b>E</b>	

## HOW TO ORDER

Indicate the following information on order form:

- Quantity of each item.
- Model number, including options. See "How To Build a Model Number".
- Any special service required.

Note:

- The ☐ indicates that a choice is required.
- The absence of the ☐ indicates that no choice is required.
- Alpha-numeric characters in place of ☐ indicate that no other alternatives are available.

## HOW TO BUILD A MODEL NUMBER

- A** Select basic model.
- B** Select frame color.  
Refer to the **Product Color Options** page in this price list.
- C** Select fire code.  
**NFR** - Compliance to TB 117-2013  
**FR** - Compliance to TB 133  
See Options for TB133 upcharge.
- D** Select upholstery grade/color.  
Refer to [ki.com/fabrics](http://ki.com/fabrics)
- E** Select feet/bumper color.  
Refer to the **Product Color Options** page in this price list.

## OPTIONS

**California TB133 Fire Safety Code**  
For California Technical Bulletin 133 compliant models, add the following upcharge:  
Model = 103  
Added Lead Time=1 Week  
Added List Price=\$8  
Model = 104  
Added Lead Time=1 Week  
Added List Price=\$15




### Folding Chairs (Delivered Pricing)

N/A	\$ 104	\$ 104
N/A	99	99

Specifications and prices are subject to change without prior notice.

# 100 Series

Folding Chairs (Freight Excluded Pricing)

	MODEL	Features	MODEL NUMBER					Approx. Packaged Weight
			Basic Model	Frame Color	Fire Code	Upholstery Color	Feet/Bumper Color	
	<b>Steel Seat</b> <ul style="list-style-type: none"><li>Seam-welded tubular steel frame</li><li>Heavy-duty steel seat and backrest</li><li>2 welded crossbraces, front and rear</li><li>3" frame strengtheners (A KI exclusive)</li><li>Wallsaver design</li></ul>	Unupholstered	101	<input type="checkbox"/> <input type="checkbox"/> <input type="checkbox"/>			<input type="checkbox"/> <input type="checkbox"/> <input type="checkbox"/>	11.0#
100								
	<b>Upholstered Seat</b> <ul style="list-style-type: none"><li>Seam-welded tubular steel frame</li><li>Heavy-duty steel seat and backrest</li><li>2 welded crossbraces, front and rear</li><li>Polyfoam seat pad</li><li>3" frame strengtheners (A KI exclusive)</li><li>Wallsaver design</li></ul>	1" Seat Pad	103S	<input type="checkbox"/> <input type="checkbox"/> <input type="checkbox"/>	<input type="checkbox"/> <input type="checkbox"/> <input type="checkbox"/>	<input type="checkbox"/> <input type="checkbox"/> <input type="checkbox"/> <input type="checkbox"/> <input type="checkbox"/> <input type="checkbox"/>	<input type="checkbox"/> <input type="checkbox"/> <input type="checkbox"/>	11.0#
		5/8" Seat Pad	103U	<input type="checkbox"/> <input type="checkbox"/> <input type="checkbox"/>	<input type="checkbox"/> <input type="checkbox"/> <input type="checkbox"/>	<input type="checkbox"/> <input type="checkbox"/> <input type="checkbox"/> <input type="checkbox"/> <input type="checkbox"/> <input type="checkbox"/>	<input type="checkbox"/> <input type="checkbox"/> <input type="checkbox"/>	11.0#
100U								
	<b>Upholstered Seat and Back</b> <ul style="list-style-type: none"><li>Seam-welded tubular steel frame</li><li>Heavy-duty steel seat and backrest</li><li>2 welded crossbraces, front and rear</li><li>Polyfoam seat and backrest pad</li><li>1/2" polyfoam backrest pad</li><li>3" frame strengtheners (A KI exclusive)</li><li>Wallsaver design</li></ul>	1" Seat Pad	104S	<input type="checkbox"/> <input type="checkbox"/> <input type="checkbox"/>	<input type="checkbox"/> <input type="checkbox"/> <input type="checkbox"/>	<input type="checkbox"/> <input type="checkbox"/> <input type="checkbox"/> <input type="checkbox"/> <input type="checkbox"/> <input type="checkbox"/>	<input type="checkbox"/> <input type="checkbox"/> <input type="checkbox"/>	11.0#
		5/8" Seat Pad	104U	<input type="checkbox"/> <input type="checkbox"/> <input type="checkbox"/>	<input type="checkbox"/> <input type="checkbox"/> <input type="checkbox"/>	<input type="checkbox"/> <input type="checkbox"/> <input type="checkbox"/> <input type="checkbox"/> <input type="checkbox"/> <input type="checkbox"/>	<input type="checkbox"/> <input type="checkbox"/> <input type="checkbox"/>	11.0#
100U								
			<b>A</b>	<b>B</b>	<b>C</b>	<b>D</b>	<b>E</b>	

## HOW TO ORDER

Indicate the following information on order form:

- Quantity of each item.
- Model number, including options. See "How To Build a Model Number".
- Any special service required.

Note: • The ☐ indicates that a choice is required.

- The absence of the ☐ indicates that no choice is required.
- Alpha-numeric characters in place of ☐ indicate that no other alternatives are available.

## HOW TO BUILD A MODEL NUMBER

- A** Select basic model.
- B** Select frame color.  
Refer to the **Product Color Options** page in this price list.
- C** Select fire code.  
**FR** - Compliance to TB 133  
**NFR** - Compliance to TB 117-2013  
See Options for TB133 upcharge.
- D** Select upholstery grade/color.  
Refer to [ki.com/fabrics](http://ki.com/fabrics)
- E** Select feet/bumper color.  
Refer to the **Product Color Options** page in this price list.

## OPTIONS

**California TB133 Fire Safety Code**  
For California Technical Bulletin 133 compliant models, add the following upcharge:  
Model = 103  
Added Lead Time=1 Week  
Added List Price=\$8  
Model = 104  
Added Lead Time=1 Week  
Added List Price=\$15




### Folding Chairs (Freight Excluded Pricing)

N/A	\$	89	\$	89
N/A		85		85

Specifications and prices are subject to change without prior notice.

# 300 Series

Folding Chairs (Delivered Pricing)

			MODEL NUMBER					Approx. Packaged Weight
MODEL	Features	Basic Model	Frame Color	Fire Code	Upholstery Color	Feet/Bumper Color		
 300	<b>Steel Seat</b>	Unupholstered	301D	□□□			□□□	10.0#
	• Double hinge							
	• Seam-welded tubular steel frame							
	• Heavy-duty steel seat and backrest							
	• 2 "double riveted" crossbraces, front and rear							
	• 3" frame strengtheners (A KI exclusive)							
	• Wallsaver design							
 300U	<b>Upholstered Seat</b>	1" Seat Pad	303DS	□□□	□□□	□□□□□	□□□	11.0#
	• Double hinge	5/8" Seat Pad	303DU	□□□	□□□	□□□□□	□□□	11.0#
	• Seam-welded tubular steel frame							
	• Heavy-duty steel seat and backrest							
	• 2 "double riveted" crossbraces, front and rear							
	• Polyfoam seat pad							
	• 3" frame strengtheners (A KI exclusive)							
	• Wallsaver design							
 300U	<b>Upholstered Seat and Back</b>	1" Seat Pad	304DS	□□□	□□□	□□□□□	□□□	12.0#
	• Double hinge	5/8" Seat Pad	304DU	□□□	□□□	□□□□□	□□□	12.0#
	• Seam-welded tubular steel frame							
	• Heavy-duty steel seat and backrest							
	• 2 "double riveted" crossbraces, front and rear							
	• Polyfoam seat pad and backrest							
	• 1/2" polyfoam backrest pad							
	• 3" frame strengtheners (A KI exclusive)							
	• Wallsaver design							
			<b>A</b>	<b>B</b>	<b>C</b>	<b>D</b>	<b>E</b>	

## HOW TO ORDER

Indicate the following information on order form:

1. Quantity of each item.
2. Model number, including options. See "How To Build a Model Number".
3. Any special service required.

Note:

- The □ indicates that a choice is required.
- The absence of the □ indicates that no choice is required.
- Alpha-numeric characters in place of □ indicate that no other alternatives are available.

## HOW TO BUILD A MODEL NUMBER

- A** Select basic model.
- B** Select frame color.  
Refer to the **Product Color Options** page in this price list.
- C** Select fire code.  
**NFR** - Compliance to TB 117-2013  
**FR** - Compliance to TB 133  
See Options for TB133 upcharge.
- D** Select upholstery grade/color.  
Refer to [ki.com/fabrics](http://ki.com/fabrics)
- E** Select feet/bumper color.  
Refer to the **Product Color Options** page in this price list.

## OPTIONS

### Custom Embossed Backrest

Available on upholstered and steel backrest. 3/4" high letters. Three lines maximum. Set-up charge \$235. Upcharge is \$5 per chair. Contact KI to order.

### California TB133 Fire Safety Code

For California Technical Bulletin 133 compliant models, add the following upcharge:  
Model = 303  
Added Lead Time=1 Week  
Added List Price=\$8  
Model = 304  
Added Lead Time=1 Week  
Added List Price=\$15



300 Series  
Folding Chairs (Delivered Pricing)

Delivered Pricing Unupholstered	Delivered Pricing Fabric Grade 1	Delivered Pricing Vinyl Group 1 & C.O.V.
\$ 63		
N/A	\$ 95	\$ 95
N/A	89	89
N/A	\$ 109	\$ 109
N/A	103	103

**SPECIAL SERVICES**

**Special Carton Marking**

---




With specially marked information      N/C

**Shipping**  
Ships **assembled, FOB Bonduel, WI 54107, freight prepaid.** Freight class 85.

Specifications and prices are subject to change without prior notice.

# 300 Series

Folding Chairs (Freight Excluded Pricing)

			MODEL NUMBER					Approx. Packaged Weight	
			Basic Model	Frame Color	Fire Code	Upholstery Color	Feet/Bumper Color		
	<b>Steel Seat</b> <ul style="list-style-type: none"><li>• Double hinge</li><li>• Seam-welded tubular steel frame</li><li>• Heavy-duty steel seat and backrest</li><li>• 2 "double riveted" crossbraces, front and rear</li><li>• 3" frame strengtheners (A KI exclusive)</li><li>• Wallsaver design</li></ul>	Unupholstered	301D	□□□			□□□	10.0#	
300									
	<b>Upholstered Seat</b> <ul style="list-style-type: none"><li>• Double hinge</li><li>• Seam-welded tubular steel frame</li><li>• Heavy-duty steel seat and backrest</li><li>• 2 "double riveted" crossbraces, front and rear</li><li>• Polyfoam seat pad</li><li>• 3" frame strengtheners (A KI exclusive)</li><li>• Wallsaver design</li></ul>	1" Seat Pad	303DS	□□□	□□□	□□□□□	□□□	11.0#	
		5/8" Seat Pad	303DU	□□□	□□□	□□□□□	□□□		11.0#
300U									
	<b>Upholstered Seat and Back</b> <ul style="list-style-type: none"><li>• Double hinge</li><li>• Seam-welded tubular steel frame</li><li>• Heavy-duty steel seat and backrest</li><li>• 2 "double riveted" crossbraces, front and rear</li><li>• Polyfoam seat pad and backrest</li><li>• 1/2" polyfoam backrest pad</li><li>• 3" frame strengtheners (A KI exclusive)</li><li>• Wallsaver design</li></ul>	1" Seat Pad	304DS	□□□	□□□	□□□□□	□□□	12.0#	
		5/8" Seat Pad	304DU	□□□	□□□	□□□□□	□□□		12.0#
300U									
			<b>A</b>	<b>B</b>	<b>C</b>	<b>D</b>	<b>E</b>		

## HOW TO ORDER

Indicate the following information on order form:

1. Quantity of each item.
2. Model number, including options. See "How To Build a Model Number".
3. Any special service required.

Note:

- The □ indicates that a choice is required.
- The absence of the □ indicates that no choice is required.
- Alpha-numeric characters in place of □ indicate that no other alternatives are available.

## HOW TO BUILD A MODEL NUMBER

- A** Select basic model.
- B** Select frame color.  
Refer to the **Product Color Options** page in this price list.
- C** Select fire code.  
**NFR** - Compliance to TB 117-2013  
**FR** - Compliance to TB 133  
See Options for TB133 upcharge.
- D** Select upholstery grade/color.  
Refer to [ki.com/fabrics](http://ki.com/fabrics)
- E** Select feet/bumper color.  
Refer to the **Product Color Options** page in this price list.

## OPTIONS

**Custom Embossed Backrest**  
Available on upholstered and steel backrest. 3/4" high letters. Three lines maximum. Set-up charge \$235. Upcharge is \$5 per chair. Contact KI to order.

**California TB133 Fire Safety Code**  
For California Technical Bulletin 133 compliant models, add the following upcharge:  
Model = 303  
Added Lead Time=1 Week  
Added List Price=\$8  
Model = 304  
Added Lead Time=1 Week  
Added List Price=\$15






### Folding Chairs (Freight Excluded Pricing)

N/A	\$	94	\$	94
N/A		89		89

Specifications and prices are subject to change without prior notice.

# 700 Series®

Folding Chairs (Delivered Pricing)

			MODEL NUMBER					Approx. Packaged Weight
			Basic Model	Frame Color	Fire Code	Upholstery Color	Feet/Bumper Color	
MODEL	Features							
	<b>Steel Seat</b>	Unupholstered	701D	□□□			□□□	11.0#
	• Double hinge							
	• Seam-welded tubular steel frame							
	• Heavy-duty steel seat and backrest							
	• 3 welded crossbraces							
	• 3" frame strengtheners (A KI exclusive)							
	• Wallsaver design							
7C								
	<b>Upholstered Seat</b>	1" Seat Pad	703DS	□□□	□□□	□□□□	□□□	12.0#
	• Double hinge	5/8" Seat Pad	703DU	□□□	□□□	□□□□	□□□	12.0#
	• Seam-welded tubular steel frame							
	• Heavy-duty steel seat and backrest							
	• 3 welded crossbraces							
	• Polyfoam seat pad							
	• 3" frame strengtheners (A KI exclusive)							
	• Wallsaver design							
7UC								
	<b>Upholstered Seat and Back</b>	1" Seat Pad	704DS	□□□	□□□	□□□□	□□□	13.0#
	• Double hinge	5/8" Seat Pad	704DU	□□□	□□□	□□□□	□□□	13.0#
	• Seam-welded tubular steel frame							
	• Heavy-duty steel seat and backrest							
	• 3 welded crossbraces							
	• Polyfoam seat and backrest pad							
	• 1/2" polyfoam backrest pad							
	• 3" frame strengtheners (A KI exclusive)							
	• Wallsaver							
7UC								
			<b>A</b>	<b>B</b>	<b>C</b>	<b>D</b>	<b>E</b>	

## HOW TO ORDER

Indicate the following information on order form:

1. Quantity of each item.
2. Model number, including options. See "How To Build a Model Number".
3. Any special service required.

Note:

- The □ indicates that a choice is required.
- The absence of the □ indicates that no choice is required.
- Alpha-numeric characters in place of □ indicate that no other alternatives are available.

## HOW TO BUILD A MODEL NUMBER

- A** Select basic model.
- B** Select frame color.  
Refer to the **Product Color Options** page in this price list.
- C** Select fire code.  
**NFR** - Compliance to TB 117-2013  
**FR** - Compliance to TB 133  
See Options for TB133 upcharge.
- D** Select upholstery grade/color.  
Refer to [ki.com/fabrics](http://ki.com/fabrics)
- E** Select feet/bumper color.  
Refer to the **Product Color Options** page in this price list.

## OPTIONS

### Custom Embossed Backrest

Available on upholstered and steel backrest. 3/4" high letters. Three lines maximum. Set-up charge \$235. Upcharge is \$5 per chair. Contact KI to order.

### California TB133 Fire Safety Code

For California Technical Bulletin 133 compliant models, add the following upcharge:  
Model = 703  
Added Lead Time=1 Week  
Added List Price=\$8  
Model = 704  
Added Lead Time=1 Week  
Added List Price=\$15




### Folding Chairs (Delivered Pricing)

N/A	\$ 106	\$ 106
N/A	101	101

Specifications and prices are subject to change without prior notice.

# 700 Series®

Folding Chairs (Freight Excluded Pricing)

			MODEL NUMBER					Approx. Packaged Weight
			Basic Model	Frame Color	Fire Code	Upholstery Color	Feet/Bumper Color	
MODEL	Features							
  7C	<b>Steel Seat</b> <ul style="list-style-type: none"><li>• Double hinge</li><li>• Seam-welded tubular steel frame</li><li>• Heavy-duty steel seat and backrest</li><li>• 3 welded crossbraces</li><li>• 3" frame strengtheners (A KI exclusive)</li><li>• Wallsaver design</li></ul>	Unupholstered	701D	□□□			□□□	11.0#
  7UC	<b>Upholstered Seat</b> <ul style="list-style-type: none"><li>• Double hinge</li><li>• Seam-welded tubular steel frame</li><li>• Heavy-duty steel seat and backrest</li><li>• 3 welded crossbraces</li><li>• Polyfoam seat pad</li><li>• 3" frame strengtheners (A KI exclusive)</li><li>• Wallsaver design</li></ul>	1" Seat Pad	703DS	□□□	□□□	□□□□	□□□	12.0#
		5/8" Seat Pad	703DU	□□□	□□□	□□□□	□□□	12.0#
  7UC	<b>Upholstered Seat and Back</b> <ul style="list-style-type: none"><li>• Double hinge</li><li>• Seam-welded tubular steel frame</li><li>• Heavy-duty steel seat and backrest</li><li>• 3 welded crossbraces</li><li>• Polyfoam seat and backrest pad</li><li>• 1/2" polyfoam backrest pad</li><li>• 3" frame strengtheners (A KI exclusive)</li><li>• Wallsaver</li></ul>	1" Seat Pad	704DS	□□□	□□□	□□□□	□□□	13.0#
		5/8" Seat Pad	704DU	□□□	□□□	□□□□	□□□	13.0#
			<b>A</b>	<b>B</b>	<b>C</b>	<b>D</b>	<b>E</b>	

## HOW TO ORDER

Indicate the following information on order form:

1. Quantity of each item.
2. Model number, including options. See "How To Build a Model Number".
3. Any special service required.

Note:

- The □ indicates that a choice is required.
- The absence of the □ indicates that no choice is required.
- Alpha-numeric characters in place of □ indicate that no other alternatives are available.

## HOW TO BUILD A MODEL NUMBER

- A** Select basic model.
- B** Select frame color.  
Refer to the **Product Color Options** page in this price list.
- C** Select fire code.  
**NFR** - Compliance to TB 117-2013  
**FR** - Compliance to TB 133  
See Options for TB133 upcharge.
- D** Select upholstery grade/color.  
Refer to [ki.com/fabrics](http://ki.com/fabrics)
- E** Select feet/bumper color.  
Refer to the **Product Color Options** page in this price list.

## OPTIONS

### Custom Embossed Backrest

Available on upholstered and steel backrest. 3/4" high letters. Three lines maximum. Set-up charge \$235  
Upcharge is \$5 per chair. Contact KI to order.

### California TB133 Fire Safety Code

For California Technical Bulletin 133 compliant models, add the following upcharge:  
Model = 703  
Added Lead Time=1 Week  
Added List Price=\$8  
Model = 704  
Added Lead Time=1 Week  
Added List Price=\$15

\$ 55

N/A	\$ 79	\$ 79
-----	-------	-------

N/A	74	74
-----	----	----

N/A	\$	92	\$	92
-----	----	----	----	----

N/A	87	87
-----	----	----

### Special Carton Marking


With specially marked information	N/C
-----------------------------------	-----

Ships assembled, FOB Bonduel, WI 54107,  
freight excluded. Freight class 85.

Specifications and prices are subject to change without prior notice.

# 700 Series®

Folding Chairs (Delivered Pricing)

	Features	MODEL NUMBER						Approx. Packaged Weight
		Basic Model	Frame Color	Fire Code	Upholstery Color	Tablet Arm Color	Feet/Bumper Color	
	Steel Seat, Left Hand	701DFTAL	□□□			□□□	□□□	19.0#
	Steel Seat, Right Hand	701DFTAR	□□□			□□□	□□□	19.0#
	Seat Pad, Steel Back, Left Hand	703DFTAL/U	□□□	□□□	□□□□	□□□	□□□	20.0#
	Seat Pad, Steel Back, Right Hand	703DFTAR/U	□□□	□□□	□□□□	□□□	□□□	20.0#
	Seat Pad, Padded Back, Left Hand	704DFTAL/U	□□□	□□□	□□□□	□□□	□□□	20.0#
	Seat Pad, Padded Back, Right Hand	704DFTAR/U	□□□	□□□	□□□□	□□□	□□□	20.0#
7TA								
7TAU								
<b>Miracle Fold Tablet Arm</b>								
• Double hinge								
• Seam-welded tubular steel frame								
• Heavy-duty steel seat and backrest								
• 3 welded crossbraces, front and rear								
• 3" frame strengtheners (A KI exclusive)								
• Wallsaver design								
• Left hand version available								
• Tablet arm folds independently of chair								
			<b>A</b>	<b>B</b>	<b>C</b>	<b>D</b>	<b>E</b>	<b>F</b>

## HOW TO ORDER

Indicate the following information on order form:

1. Quantity of each item.
2. Model number, including options. See "How To Build a Model Number".
3. Any special service required.

Note:

- The □ indicates that a choice is required.
- The absence of the □ indicates that no choice is required.
- Alpha-numeric characters in place of □ indicate that no other alternatives are available.

## HOW TO BUILD A MODEL NUMBER

- A** Select basic model.
- B** Select frame color.  
Refer to the **Product Color Options** page in this price list.
- C** Select fire code.  
**NFR** - Compliance to TB 117-2013  
**FR** - Compliance to TB 133  
See Options for TB133 upcharge.
- D** Select upholstery grade/color.  
Refer to [ki.com/fabrics](http://ki.com/fabrics)
- E** Select tablet arm color.  
Refer to the **Product Color Options** page in this price list.
- F** Select feet/bumper color.  
Refer to the **Product Color Options** page in this price list.

## OPTIONS

### Custom Embossed Backrest

Available on upholstered and steel backrest. 3/4" high letters. Three lines maximum. Set-up charge \$235. Upcharge is \$5 per chair. Contact KI to order.

### California TB133 Fire Safety Code

For California Technical Bulletin 133 compliant models, add the following upcharge:  
Model = 703  
Added Lead Time=1 Week  
Added List Price=\$8  
Model = 704  
Added Lead Time=1 Week  
Added List Price=\$15



700 Series®  
Folding Chairs (Delivered Pricing)

Delivered Pricing Unupholstered		Delivered Pricing Fabric Grade 1	Delivered Pricing Vinyl Group 1 & C.O.V.
\$	245		
	245		
	N/A	264	264
	N/A	264	264
	N/A	275	275
	N/A	275	275

**SPECIAL SERVICES**

**Special Carton Marking**

---

With specially marked information      N/C

**Shipping**  
Ships **assembled, FOB Bonduel, WI 54107, freight prepaid.** Freight class 85.

Specifications and prices are subject to change without prior notice.



### Miracle Fold Tablet Arm

- Double hinge
- Seam-welded tubular steel frame
- Heavy-duty steel seat and backrest
- 3 welded crossbraces, front and rear
- 3" frame strengtheners (A KI exclusive)
- Wallsaver design
- Left hand version available
- Tablet arm folds independently of chair

[illegible]

- The absence of the ☐ indicates that no choice is required.
- Alpha-numeric characters in place of ☐ indicate that no other alternatives are available.

**F** Select feet/bumper color.  
Refer to the **Product Color Options** page in  
this price list.

For California Technical Bulletin 133 compliant models, add the following upcharge:  
**Model = 703**  
**Added Lead Time=1 Week**  
**Added List Price=\$8**  
**Model = 704**  
**Added Lead Time=1 Week**  
**Added List Price=\$15**





700 Series<sup>®</sup>

Folding Chairs (Freight Excluded Pricing)

Freight Excluded Pricing Unupholstered	Freight Excluded Pricing Fabric Grade 1	Freight Excluded Pricing Vinyl Group 1 & C.O.V.
\$ 212		
212		
N/A	234	234
N/A	234	234
N/A	244	244
N/A	244	244

SPECIAL SERVICES

Special Carton Marking

With specially marked information      N/C

Shipping

Ships **assembled, FOB Bonduel, WI 54107, freight excluded.** Freight class 85.

Specifications and prices are subject to change without prior notice.

# Auditorium, Design Line™ Folding Chairs

## General Information



Auditorium Upholstered Seat and Back (731)

Auditorium Upholstered Seat and Back (734)

Features		
Interlocking ganging mechanism	•	
Tubular steel frame	•	•
Steel rod "K" brace on front leg frame	•	
Reinforced steel insert tubes on front legs	•	•
Two rear crossbraces	•	•
2-1/2" seat cushion	•	•
1/2" back cushion	•	
5/8" back cushion		•
General Dimensions		
Seat height	18-1/2"	17-1/2"
Overall width - armless	19"	18-1/4"
Overall height - open	31-7/8"	31-1/2"
Overall height - closed	40-3/4"	
Folded depth	5"	

## SPECIFICATIONS

**Auditorium 731 Series Frames**  
Electrically welded 19-gauge x 7/8" o.d. tubular steel. Front legs reinforced with two tubular steel inserts. U-shaped front leg crossbrace. Steel rod "K" brace welded between front leg frame and "U" brace for added strength. Two 19-gauge x 5/8" cross-braces welded to rear legs.

**Auditorium 731 Series Uph. Backrests**  
1/2" polyfoam attached with screws to 3/16" molded backboard. Steel back panel is welded to frame. Replaceable upholstery.

**Auditorium 731 Upholstered Seats**  
18-gauge x 7/8" tubular steel seat frame with 8" x 3/4" x 18-gauge steel tubes inserted for added strength. 2-1/2" polyfoam attached with screws to 5/8" Novoply™ seat base. Replaceable upholstery. Rectangular numbering plate attached to underside of seat.

**Auditorium 731 Series Rubber Feet**  
Non-marring, heavy-duty rubber feet. Rotatable to compensate for wear.

**Auditorium 731 Series Interlocking Ganging Bracket**  
Heavy-duty steel. Female interlocks with keyhole slots welded to leg. Male shoulder studs riveted to main chair frame and interlock with female interlocks. Each chair provided with two male interlocks and one female interlock.

**Auditorium 731 Series Frame Finish**  
Baked-on, electrostatically-applied epoxy powder coating.

**Auditorium 734 Frame**  
Legs are 19-gauge electrically seam-welded 7/8" o.d. steel tubing. Front legs reinforced with 18-gauge, 3/4" o.d. steel tubing inserts (tube-within-a-tube construction). Frame reinforced at pivot points with frame strengtheners. Two rear and one front crossbrace of 19-gauge, 5/8" o.d. steel tubing welded

to legs. Steel pivots on 1/4" tempered steel rivets at front and 3/16" rivets at rear legs.

**Auditorium 734 Backrest**  
8-1/2" deep, pitched for proper posture support. Panel is curved 24-gauge cold-rolled steel with fully curled edges and spot-welded to frame. Replaceable backrest panel is of 5/8" polyfoam on a 1/4" pre-formed backboard, secured to the backrest with screws.

**Auditorium 734 Seat**  
18-gauge electrically seam-welded 7/8" square steel tubing at front and sides, reinforced by 18-gauge, 3.4" o.d. tubular steel insert (tube-within-a-tube construction). Back of seat has 18-gauge formed steel angle support. 2-1/2" polyfoam bonded to 5/8" Novoply™ base. Replaceable seat cushions fasten to frame with screws.

**Auditorium 734 Feet**  
Replaceable non-marring linear poly.

**Auditorium 734 Folding Arms**  
Steel frame with a padded and upholstered cushion. Laminated steel frame hinge with 16-gauge, 1/2" o.d. tubular steel arm support.

**Auditorium 734 Frame Finish**  
Baked-on, electrostatically-applied epoxy powder coating.

**Design Line 1100 Series Frames**  
Legs of electrically seam-welded 19-gauge, 7/8" o.d. steel tubing. Front legs reinforced at pivot points with frame strengtheners. Two leg braces of 19-gauge, 5/8" o.d. steel tubing.

**Design Line Steel Backrests**  
8-1/2" deep, curved 24-gauge cold-rolled steel. Fully curled edges add to backrest rigidity. Backrest pitch enhances proper posture.

**Design Line Upholstered Backrests**  
Replaceable backrest panel of 5/8" polyfoam



# Auditorium, Design Line™ Folding Chairs

General Information



**Design Line (1104)**

## Features

Seam-welded tubular steel frame	•
Polyfoam seat pad	•
Polyfoam backrest pad	•
Molded foam seat cushion	
3 welded crossbraces	
2 welded crossbraces	•
3" frame strengtheners (a KI exclusive)	•
Ganging option	•
<b>General Dimensions</b>	
Seat height	17-1/2"
Overall width	18-1/4"
Overall depth	19-3/4"
Overall height	30-1/4"

glued to linerboard. Attached to backrest by screws.

### Design Line Upholstered Seats

20-gauge recessed steel seat pan, 1-1/2" polyfoam stapled to liner panel. Replaceable, attached by mechanical fasteners.

### Design Line Feet

Replaceable non-marring, high-impact polypropylene.

### Design Line Frame Finish

Baked-on, electrostatically applied-epoxy powder coating.

Send C.O.M. marked with your name and P.O. number to:

KI  
204 West South Street  
Bonduel, WI 54107

### Fabric Disclaimer

Fabric will be applied as swatched by the fabric manufacturer. Fabric that is required to be applied differently than is swatched will need a Special Cost Request written specifying the direction the fabric is to be applied. The posted standard lead time will apply to the Special Cost Request.

## INFORMATION

### Warranty

Refer to KI Terms & Conditions document or visit [ki.com](http://ki.com)

## INFORMATION

### C.O.M. Testing & Production Requirements

KI reserves the right to reject unsuitable material. Orders will not be accepted without prior material approval. Send 1 yard of customer's own material for testing. A 1" square sample swatch for identification must accompany original orders.

# Auditorium, Design Line™ Folding Chairs

Product Color Options

**Auditorium Chairs**

**Frame Color**

Azure Grey	AGM
Beige	BE
Black	BL
Brown	BR
Cayenne	CY
Blue Grey	GR
Nordic	ND
Sand	SA
Warm Grey	WG
Wet Sand	WS

**Design Line Chairs**

**Frame Color**

Azure Grey	AGM
Beige	BE
Black	BL
Blue Grey	GR
Brown	BR
Cayenne	CY
Nordic	ND
Sand	SA
Warm Grey	WG
Wet Sand	WS

**731 Chair**

**Feet/Bumper Color**

Beige feet/bumpers	BEF
Black feet/bumpers	BLF

**734 and Design Line Chair**

**Feet/Bumper Color**

Beige feet/bumpers	BEF
Black feet/bumpers	BLF
Grey feet/bumpers	GRF
White feet/bumpers	WHF

## Finish Cards

View color swatches for items listed within this document.

<u>Paints</u>	<u>Wood/Veneer</u>	<u>Molded Edges</u>	<u>Hard Plastics</u>
<u>Plastics/Poly</u>	<u>Laminates</u>	<u>Edge Styles</u>	<u>Glass</u>






# Auditorium, Design Line™ Folding Chairs

Product Color Options

# Auditorium

Folding Chairs (Delivered Pricing)

	MODEL	Features	MODEL NUMBER					
			Basic Model	Frame Color	Fire Code	Upholstery Color	Feet/Bumper Color	
	<b>731 Auditorium Folding Chair</b> <ul style="list-style-type: none"> <li>Welded tubular steel frame</li> <li>Polyfoam seat and backrest</li> <li>1/2" polyfoam back; 2-1/2" polyfoam seat</li> <li>Interlocking ganging</li> <li>Independent seat rise</li> <li>Double rear crossbraces</li> </ul>	2-1/2" Seat Pad, 1/2" Back Pad	731	<input type="checkbox"/> <input type="checkbox"/> <input type="checkbox"/>	<input type="checkbox"/> <input type="checkbox"/> <input type="checkbox"/>	<input type="checkbox"/> <input type="checkbox"/> <input type="checkbox"/> <input type="checkbox"/> <input type="checkbox"/>	<input type="checkbox"/> <input type="checkbox"/> <input type="checkbox"/>	
INDF								
	<b>734 Upholstered Chair</b> <ul style="list-style-type: none"> <li>Heavy-duty tube-within-a-tube seam-welded steel seat frame and front leg construction</li> <li>2-1/2" foam cushioned seat</li> <li>5/8" foam cushioned backrest</li> <li>3 welded crossbraces</li> <li>3" frame strengthener (A KI exclusive)</li> </ul>	Nonganging Steel Leg Cap	734	<input type="checkbox"/> <input type="checkbox"/> <input type="checkbox"/>	<input type="checkbox"/> <input type="checkbox"/> <input type="checkbox"/>	<input type="checkbox"/> <input type="checkbox"/> <input type="checkbox"/> <input type="checkbox"/> <input type="checkbox"/>	<input type="checkbox"/> <input type="checkbox"/> <input type="checkbox"/>	
			734SC	<input type="checkbox"/> <input type="checkbox"/> <input type="checkbox"/>	<input type="checkbox"/> <input type="checkbox"/> <input type="checkbox"/>	<input type="checkbox"/> <input type="checkbox"/> <input type="checkbox"/> <input type="checkbox"/> <input type="checkbox"/>	<input type="checkbox"/> <input type="checkbox"/> <input type="checkbox"/>	
INDF								
	<b>734 Upholstered Armchair</b> <ul style="list-style-type: none"> <li>Heavy-duty tube-within-a-tube seam-welded steel seat frame and front leg construction</li> <li>2-1/2" foam cushioned seat</li> <li>5/8" foam cushioned backrest</li> <li>3 welded crossbraces</li> <li>Arms fold with chair</li> <li>3" frame strengthener (A KI exclusive)</li> </ul>	Nonganging	734FM	<input type="checkbox"/> <input type="checkbox"/> <input type="checkbox"/>	<input type="checkbox"/> <input type="checkbox"/> <input type="checkbox"/>	<input type="checkbox"/> <input type="checkbox"/> <input type="checkbox"/> <input type="checkbox"/> <input type="checkbox"/>	<input type="checkbox"/> <input type="checkbox"/> <input type="checkbox"/>	
INDF								
			<b>A</b>	<b>B</b>	<b>C</b>	<b>D</b>	<b>E</b>	

## HOW TO ORDER

Indicate the following information on order form:

- Quantity of each item.
- Model number, including options. See "How To Build a Model Number".
- Any special service required.

Note: • The ☐ indicates that a choice is required.

- The absence of the ☐ indicates that no choice is required.
- Alpha-numeric characters in place of ☐ indicate that no other alternatives are available.

## HOW TO BUILD A MODEL NUMBER

**A** Select basic model.

**B** Select frame color.  
Refer to the **Product Color Options** page in this price list.

**C** Select fire code.  
**NFR** - Compliance to TB 117-2013  
**FR** - Compliance to TB 133

**D** Select upholstery grade/color.  
Refer to [ki.com/fabrics](http://ki.com/fabrics)

**E** Select feet/bumper color.  
Refer to the **Product Color Options** page in this price list.

## OPTIONS

### California TB133 Fire Safety Code

For California Technical Bulletin 133 compliant models, add the following upcharge:

Model = 731  
Added Lead Time=1 Week  
Added List Price=\$33  
Model = 734  
Added Lead Time=1 Week  
Added List Price=\$34

### Carton Option

Cartoned two per carton (2P).




### Folding Chairs (Delivered Pricing)

23.0#	\$ 380	\$ 418	\$ 380	\$ 439
-------	--------	--------	--------	--------

Specifications and prices are subject to change without prior notice.

# Auditorium

Folding Chairs (Freight Excluded Pricing)

	MODEL	Features	MODEL NUMBER					
			Basic Model	Frame Color	Fire Code	Upholstery Color	Feet/Bumper Color	
	<b>731 Auditorium Folding Chair</b> <ul style="list-style-type: none"> <li>Welded tubular steel frame</li> <li>Polyfoam seat and backrest</li> <li>1/2" polyfoam back; 2-1/2" polyfoam seat</li> <li>Interlocking ganging</li> <li>Independent seat rise</li> <li>Double rear crossbraces</li> </ul>	2-1/2" Seat Pad, 1/2" Back Pad	731	<input type="checkbox"/> <input type="checkbox"/> <input type="checkbox"/>	<input type="checkbox"/> <input type="checkbox"/> <input type="checkbox"/>	<input type="checkbox"/> <input type="checkbox"/> <input type="checkbox"/> <input type="checkbox"/> <input type="checkbox"/>	<input type="checkbox"/> <input type="checkbox"/> <input type="checkbox"/>	
INDF								
	<b>734 Upholstered Chair</b> <ul style="list-style-type: none"> <li>Heavy-duty tube-within-a-tube seam-welded steel seat frame and front leg construction</li> <li>2-1/2" foam cushioned seat</li> <li>5/8" foam cushioned backrest</li> <li>3 welded crossbraces</li> <li>3" frame strengthener (A KI exclusive)</li> </ul>	Nonganging Steel Leg Cap	734	<input type="checkbox"/> <input type="checkbox"/> <input type="checkbox"/>	<input type="checkbox"/> <input type="checkbox"/> <input type="checkbox"/>	<input type="checkbox"/> <input type="checkbox"/> <input type="checkbox"/> <input type="checkbox"/> <input type="checkbox"/>	<input type="checkbox"/> <input type="checkbox"/> <input type="checkbox"/>	
			734SC	<input type="checkbox"/> <input type="checkbox"/> <input type="checkbox"/>	<input type="checkbox"/> <input type="checkbox"/> <input type="checkbox"/>	<input type="checkbox"/> <input type="checkbox"/> <input type="checkbox"/> <input type="checkbox"/> <input type="checkbox"/>	<input type="checkbox"/> <input type="checkbox"/> <input type="checkbox"/>	
INDF								
	<b>734 Upholstered Armchair</b> <ul style="list-style-type: none"> <li>Heavy-duty tube-within-a-tube seam-welded steel seat frame and front leg construction</li> <li>2-1/2" foam cushioned seat</li> <li>5/8" foam cushioned backrest</li> <li>3 welded crossbraces</li> <li>Arms fold with chair</li> <li>3" frame strengthener (A KI exclusive)</li> </ul>	Nonganging	734FM	<input type="checkbox"/> <input type="checkbox"/> <input type="checkbox"/>	<input type="checkbox"/> <input type="checkbox"/> <input type="checkbox"/>	<input type="checkbox"/> <input type="checkbox"/> <input type="checkbox"/> <input type="checkbox"/> <input type="checkbox"/>	<input type="checkbox"/> <input type="checkbox"/> <input type="checkbox"/>	
INDF								
			<b>A</b>	<b>B</b>	<b>C</b>	<b>D</b>	<b>E</b>	

## HOW TO ORDER

Indicate the following information on order form:

- Quantity of each item.
- Model number, including options. See "How To Build a Model Number".
- Any special service required.

Note: • The ☐ indicates that a choice is required.

- The absence of the ☐ indicates that no choice is required.
- Alpha-numeric characters in place of ☐ indicate that no other alternatives are available.

## HOW TO BUILD A MODEL NUMBER

**A** Select basic model.

**B** Select frame color.  
Refer to the **Product Color Options** page in this price list.

**C** Select fire code.  
**NFR** - Compliance to TB 117-2013  
**FR** - Compliance to TB 133

**D** Select upholstery grade/color.  
Refer to [ki.com/fabrics](http://ki.com/fabrics)

**E** Select feet/bumper color.  
Refer to the **Product Color Options** page in this price list.

## OPTIONS

### California TB133 Fire Safety Code

For California Technical Bulletin 133 compliant models, add the following upcharge:

Model = 731  
 Added Lead Time=1 Week  
 Added List Price=\$33  
 Model = 734  
 Added Lead Time=1 Week  
 Added List Price=\$34

### Carton Option

Cartoned two per carton (2P).



### Folding Chairs (Freight Excluded Pricing)

### UPHOLSTERY INFORMATION

C.O.M. requirement for 5 chairs or more is .5 yard per chair of 54" wide nondirectional fabric. For orders of 4 or less chairs and for complete information on ordering C.O.M. see "Ordering C.O.M., C.O.V. and C.O.L." section.

### Special Carton Marking



## Shipping

Ships assembled, FOB Bonduel, WI 54107,  
freight excluded. Freight class 85.

Specifications and prices are subject to change without prior notice.

# Design Line™

Folding Chairs (Delivered Pricing)

			MODEL NUMBER					Approx. Packaged Weight
			Basic Model	Frame Color	Fire Code	Upholstery Color	Feet/Bumper Color	
	<b>MODEL</b>	<b>Features</b>						
	<b>Upholstered Seat</b>	Upholstered Seat	1103	<input type="checkbox"/> <input type="checkbox"/> <input type="checkbox"/>	<input type="checkbox"/> <input type="checkbox"/> <input type="checkbox"/>	<input type="checkbox"/> <input type="checkbox"/> <input type="checkbox"/> <input type="checkbox"/> <input type="checkbox"/> <input type="checkbox"/>	<input type="checkbox"/> <input type="checkbox"/> <input type="checkbox"/>	11.0#
	<ul style="list-style-type: none"><li>Seam-welded tubular steel frame</li><li>Heavy-gauge steel seat and backrest</li><li>Tubular steel, front and rear crossbraces</li><li>Upholstered seat</li><li>Wallsaver design</li><li>3" frame strengthener (A KI exclusive)</li></ul>							
11U								
	<b>Upholstered Seat and Back</b>	Upholstered Seat/Back	1104	<input type="checkbox"/> <input type="checkbox"/> <input type="checkbox"/>	<input type="checkbox"/> <input type="checkbox"/> <input type="checkbox"/>	<input type="checkbox"/> <input type="checkbox"/> <input type="checkbox"/> <input type="checkbox"/> <input type="checkbox"/> <input type="checkbox"/>	<input type="checkbox"/> <input type="checkbox"/> <input type="checkbox"/>	12.0#
	<ul style="list-style-type: none"><li>Seam-welded tubular steel frame</li><li>Heavy-gauge steel seat and backrest</li><li>Tubular steel, front and rear crossbraces</li><li>Upholstered seat and back</li><li>Wallsaver design</li><li>3" frame strengthener (A KI exclusive)</li></ul>							
11U								
			<b>A</b>	<b>B</b>	<b>C</b>	<b>D</b>	<b>E</b>	

## HOW TO ORDER

Indicate the following information on order form:

- Quantity of each item.
- Model number, including options. See "How To Build a Model Number".
- Any special service required.

Note:

- The ☐ indicates that a choice is required.
- The absence of the ☐ indicates that no choice is required.
- Alpha-numeric characters in place of ☐ indicate that no other alternatives are available.

## HOW TO BUILD A MODEL NUMBER

- A** Select basic model.
- B** Select frame color.  
Refer to the **Product Color Options** page in this price list.
- C** Select fire code.  
**NFR** - Compliance to TB 117-2013  
**FR** - Compliance to TB 133
- D** Select upholstery grade/color.  
Refer to [ki.com/fabrics](http://ki.com/fabrics)
- E** Select feet/bumper color.  
Refer to the **Product Color Options** page in this price list.

## OPTIONS

**California TB133 Fire Safety Code**  
For California Technical Bulletin 133 compliant models, add the following upcharge:  
Model = 1103  
Added Lead Time-1 Week  
Added List Price=\$12  
Model = 1104  
Added Lead Time-1 Week  
Added List Price=\$18



Delivered Pricing Fabric Grade 1	Delivered Pricing Vinyl Group 1 & C.O.V.
\$ 88	\$ 88
\$ 112	\$ 112

SPECIAL SERVICES

Special Carton Marking

With specially marked information N/C



Shipping

Ships **assembled, FOB Bonduel, WI 54107, freight prepaid.** Freight class 85.

Specifications and prices are subject to change without prior notice.

# Design Line™

Folding Chairs (Freight Excluded Pricing)

			MODEL NUMBER					Approx. Packaged Weight
			Basic Model	Frame Color	Fire Code	Upholstery Color	Feet/Bumper Color	
	<b>MODEL</b>	<b>Features</b>						
	<b>Upholstered Seat</b>	Upholstered Seat	1103	<input type="checkbox"/> <input type="checkbox"/> <input type="checkbox"/>	<input type="checkbox"/> <input type="checkbox"/> <input type="checkbox"/>	<input type="checkbox"/> <input type="checkbox"/> <input type="checkbox"/> <input type="checkbox"/> <input type="checkbox"/> <input type="checkbox"/>	<input type="checkbox"/> <input type="checkbox"/> <input type="checkbox"/>	11.0#
	<ul style="list-style-type: none"><li>• Seam-welded tubular steel frame</li><li>• Heavy-gauge steel seat and backrest</li><li>• Tubular steel, front and rear crossbraces</li><li>• Upholstered seat</li><li>• Wallsaver design</li><li>• 3" frame strengthener (A KI exclusive)</li></ul>							
11U								
	<b>Upholstered Seat and Back</b>	Upholstered Seat/Back	1104	<input type="checkbox"/> <input type="checkbox"/> <input type="checkbox"/>	<input type="checkbox"/> <input type="checkbox"/> <input type="checkbox"/>	<input type="checkbox"/> <input type="checkbox"/> <input type="checkbox"/> <input type="checkbox"/> <input type="checkbox"/> <input type="checkbox"/>	<input type="checkbox"/> <input type="checkbox"/> <input type="checkbox"/>	12.0#
	<ul style="list-style-type: none"><li>• Seam-welded tubular steel frame</li><li>• Heavy-gauge steel seat and backrest</li><li>• Tubular steel, front and rear crossbraces</li><li>• Upholstered seat and back</li><li>• Wallsaver design</li><li>• 3" frame strengthener (A KI exclusive)</li></ul>							
11U								
			<b>A</b>	<b>B</b>	<b>C</b>	<b>D</b>	<b>E</b>	

HOW TO ORDER

Indicate the following information on order form:

1. Quantity of each item.
2. Model number, including options. See "How To Build a Model Number".
3. Any special service required.

- Note:
- The ☐ indicates that a choice is required.
  - The absence of the ☐ indicates that no choice is required.
  - Alpha-numeric characters in place of ☐ indicate that no other alternatives are available.

HOW TO BUILD A MODEL NUMBER

- A** Select basic model.
- B** Select frame color.  
Refer to the **Product Color Options** page in this price list.
- C** Select fire code.  

NFR	- Compliance to TB 117-2013
FR	- Compliance to TB 133
- D** Select upholstery grade/color.  
Refer to [ki.com/fabrics](http://ki.com/fabrics)
- E** Select feet/bumper color.  
Refer to the **Product Color Options** page in this price list.

OPTIONS

**California TB133 Fire Safety Code**  
For California Technical Bulletin 133 compliant models, add the following upcharge:

Model = 1103	Added Lead Time-1 Week
Model = 1104	Added Lead Time-1 Week



Freight Excluded Pricing Fabric Grade 1	Freight Excluded Pricing Vinyl Group 1 & C.O.V.
\$ 72	\$ 72
\$ 96	\$ 96

SPECIAL SERVICES

Special Carton Marking

With specially marked information N/C

Shipping

Ships **assembled, FOB Bonduel, WI 54107, freight excluded.** Freight class 85.

Specifications and prices are subject to change without prior notice.

# Front Row Seats®

General Information



Front Row Seats® 734  
Upholstered (FRS734)



Front Row Seats® 704  
Upholstered Seat/Back  
(FRS704D/U)

Features

Seam-welded tubular steel frame	•	•
Steel Seat	•	•
Steel backrest	•	•
Polyfoam seat pad	•	•
Polyfoam backrest pad	•	•
Welded crossbraces	•	•
Wallsaver design	•	•
3" frame strengtheners (a KI exclusive)	•	•
Tube-witin-a-tube construction	•	

General Dimensions

Seat height	17-1/2"	17-1/2"
Ganging on center	18-1/2"	18-1/2"
Overall width	18"	18-1/4"
Overall depth	20-1/2"	19-1/2"
Overall height	31-1/2"	30-1/4"

SPECIFICATIONS

Front Row Seats® 734 Frame

Legs 19-gauge electrically seam-welded 7/8" o.d. steel tubing. Frame reinforced at pivot points with frame strengtheners. Two rear and one front crossbrace of 19-gauge, 5/8" o.d. steel tubing welded to legs. Seat pivots on 1/4" tempered steel rivets at front and 3/16" rivets at rear legs.

Front Row Seats® 734 Backrests

8-1/2" deep, pitched for proper posture support. Panel is curved 24-gauge cold-rolled steel with fully curled edges and spot-welded to frame. Replaceable backrest panel is of 5/8" polyfoam on a 1/4" preformed backboard, secured to the backrest with screws.

Front Row Seats® 734 Seat

18-gauge electrically seam-welded 7/8" square steel tubing at front and sides, reinforced by 18-gauge, 3/4" o.d. tubular steel insert (tube-within-a-tube

construction). Back of seat has 18-gauge formed steel angle support. 2" polyfoam bonded to 5/8" Novoply™ base. Replaceable seat cushions fasten to frame with screws.

Front Row Seats® 734 Folding Arms

Steel frame with a padded and upholstered cushion. Laminated steel frame hinge with 16-gauge, 1/2" o.d. tubular steel arm support.

Front Row Seats® 704 Frames

Legs 19-gauge electrically seam-welded 7/8" o.d. tubing. Front legs reinforced at pivot points with frame strengtheners/seat spacers. Three leg braces of 19-gauge, 5/8" o.d. steel tubing.

Front Row Seats® 704 Steel Backrests

8-1/2" deep, pitched for proper posture support. Panel is curved 24-gauge cold-rolled steel with fully curled edge and spot-welded to frame.

Front Row Seats® 704 Upholstered Backrest

Replaceable backrest panel of 1/2" polyfoam stapled to linerboard base. Attached to backrest by screws.

Front Row Seats® 704U Upholstered Seats

20-gauge recessed steel seat pan. 5/8" polyfoam stapled to linerboard panel. Replaceable, attached by mechanical fasteners, upholstered in vinyl.

Front Row Seats® 704S Upholstered Seats

20-gauge recessed steel seat pan. 1" polyfoam stapled to linerboard panel. Replaceable, attached by mechanical fasteners.

Front Row Seats® Feet

Replaceable non-marring linear polypropylene.

Front Row Seats® Frame Finish

Baked-on electrostatically-applied epoxy powder coating.

INFORMATION

C.O.M. Testing and Production Requirements

KI reserves the right to reject unsuitable material. Orders will not be accepted without prior material approval. Send 1 yard of customer's own material for testing. A 1" square sample swatch for identification must accompany original orders.

Send C.O.M. marked with your name and P.O. number to:

KI  
204 West South Street  
Bonduel, WI 54107

Fabric Disclaimer

Fabric will be applied as swatched by the



# Front Row Seats®

General Information

Silk Screening Charges	Seat or Back Only			Seat and Back		
	1-Color Logo	2-Color Logo	3-Color Logo	1-Color Logo	2-Color Logo	3-Color Logo
<b>Silk Screen Set-up Charge</b>	\$61	\$122	\$179	\$122	\$245	\$352
<b>Silk Screen Application Charge (per chair)</b>						
<b>25-50 Chairs</b>	7	14	22	14	31	46
<b>51-100 Chairs</b>	5	9	12	10	18	26
<b>101+ Chairs</b>	3	6	9	8	10	16
<b>Artwork Charge (per logo)</b>	\$179					

**Reorders:** No artwork charge if ordered within 1 year of initial order. All other charges apply.

Minimum order of 25 chairs.

Please complete the Front Row Seating Specification Form and Intellectual Property Authorization Form located at the front of this price list.

fabric manufacturer. Fabric that is required to be applied differently than is swatched will need a Special Cost Request written specifying the direction the fabric is to be applied. The posted standard lead time will apply to the Special Cost Request.

#### Licensing Requirements

The ability to manufacture and market Front Row Seats may be limited by licensing requirements. Contact KI Customer Service.

#### INFORMATION

##### Warranty

Refer to KI Terms & Conditions document or visit [ki.com](http://ki.com)

# Front Row Seats®

Product Color Options

**Frame Color**

Azure Grey	AGM
Beige	BE
Black	BL
Brown	BR
Cayenne	CY
Blue Grey	GR
Nordic	ND
Sand	SA
Warm Grey	WG
Wet Sand	WS

**Feet/Bumper Color**

Beige feet/bumpers	BEF
Black feet/bumpers	BLF
Grey feet/bumpers	GRF
White feet/bumpers	WHF

## Finish Cards

View color swatches for items listed within this document.

<u>Paints</u>	<u>Wood/Veneer</u>	<u>Molded Edges</u>	<u>Hard Plastics</u>
<u>Plastics/Poly</u>	<u>Laminates</u>	<u>Edge Styles</u>	<u>Glass</u>







# Front Row Seats®

Product Color Options

# Front Row Seats®

Folding Chairs (Delivered Pricing)

	Features	MODEL NUMBER								
		Basic Model	Silk Screen Placement	No. of Seat Ink Colors	No. of Back Ink Colors	Frame Color	Fire Code	Upholstery Color	Feet/Bumper Color	
	1" Seat Pad	FRS704D/S	<input type="checkbox"/> <input type="checkbox"/> <input type="checkbox"/> <input type="checkbox"/>	<input type="checkbox"/> <input type="checkbox"/> <input type="checkbox"/> <input type="checkbox"/> <input type="checkbox"/> <input type="checkbox"/>	<input type="checkbox"/> <input type="checkbox"/> <input type="checkbox"/> <input type="checkbox"/> <input type="checkbox"/> <input type="checkbox"/>	<input type="checkbox"/> <input type="checkbox"/>	<input type="checkbox"/> <input type="checkbox"/> <input type="checkbox"/> <input type="checkbox"/>	<input type="checkbox"/> <input type="checkbox"/> <input type="checkbox"/> <input type="checkbox"/>	<input type="checkbox"/> <input type="checkbox"/> <input type="checkbox"/> <input type="checkbox"/>	
	5/8" Seat Pad	FRS704D/U	<input type="checkbox"/> <input type="checkbox"/> <input type="checkbox"/> <input type="checkbox"/>	<input type="checkbox"/> <input type="checkbox"/> <input type="checkbox"/> <input type="checkbox"/> <input type="checkbox"/> <input type="checkbox"/>	<input type="checkbox"/> <input type="checkbox"/> <input type="checkbox"/> <input type="checkbox"/> <input type="checkbox"/> <input type="checkbox"/>	<input type="checkbox"/> <input type="checkbox"/>	<input type="checkbox"/> <input type="checkbox"/> <input type="checkbox"/> <input type="checkbox"/>	<input type="checkbox"/> <input type="checkbox"/> <input type="checkbox"/> <input type="checkbox"/>	<input type="checkbox"/> <input type="checkbox"/> <input type="checkbox"/> <input type="checkbox"/>	
FS <b>Upholstered Seat and Back</b> <ul style="list-style-type: none"> <li>• Double hinged</li> <li>• Artwork silk screened on seat, back, or seat and back</li> <li>• Replaceable polyfoam seat and backrest pad</li> <li>• Seam-welded tubular steel frame with heavy-gauge steel backrest</li> <li>• Wallsaver design</li> <li>• 3" frame strengtheners (A KI exclusive)</li> <li>• 1/2" back pad</li> </ul>										
	Nonganging	FRS734	<input type="checkbox"/> <input type="checkbox"/> <input type="checkbox"/> <input type="checkbox"/>	<input type="checkbox"/> <input type="checkbox"/> <input type="checkbox"/> <input type="checkbox"/> <input type="checkbox"/> <input type="checkbox"/>	<input type="checkbox"/> <input type="checkbox"/> <input type="checkbox"/> <input type="checkbox"/> <input type="checkbox"/> <input type="checkbox"/>	<input type="checkbox"/> <input type="checkbox"/>	<input type="checkbox"/> <input type="checkbox"/> <input type="checkbox"/> <input type="checkbox"/>	<input type="checkbox"/> <input type="checkbox"/> <input type="checkbox"/> <input type="checkbox"/>	<input type="checkbox"/> <input type="checkbox"/> <input type="checkbox"/> <input type="checkbox"/>	
FS <b>Upholstered Chair</b> <ul style="list-style-type: none"> <li>• Artwork silk-screened on seat, back, or seat and back</li> <li>• 2" foam cushioned seat; 5/8" cushioned backrest</li> <li>• Heavy-duty tube-within-a-tube seam-welded steel seat frame and front leg construction</li> <li>• 3 welded crossbraces</li> <li>• Wallsaver design</li> </ul>										
		<b>A</b>	<b>B</b>	<b>C</b>	<b>D</b>	<b>E</b>	<b>F</b>	<b>G</b>	<b>H</b>	

## HOW TO ORDER

Indicate the following information on order form:

1. Quantity of each item.
2. Model number, including options. See "How To Build a Model Number".
3. Any special service required.

Note: • The ☐ indicates that a choice is required.  
 • The absence of the ☐ indicates that no choice is required.  
 • Alpha-numeric characters in place of ☐ indicate that no other alternatives are available.

## HOW TO BUILD A MODEL NUMBER

**A** Select basic model.

**B** Select silk screen placement.

**SSS** - Seat only

**SSB** - Back only

**SSSB** - Seat and back

**C** Select number of seat ink colors.

**NSIK** - No seat ink colors

**1INKST** - 1 seat ink color

**2INKST** - 2 seat ink colors

**3INKST** - 3 seat ink colors

**D** Select number of back ink colors.

**NBIK** - No back ink colors

**1INKBK** - 1 back ink color

**2INKBK** - 2 back ink colors

**3INKBK** - 3 back ink colors

**E** Select frame color.

Refer to the **Product Color Options** page in this price list.

**F** Select fire code.

**NFR** - Compliance to TB 117-2013

**FR** - Compliance to TB 133

See Options for TB133 upcharge.

**G** Select upholstery grade/color.

Refer to [ki.com/fabrics](http://ki.com/fabrics)

**H** Select feet/bumper color.

Refer to the **Product Color Options** page in this price list.



# Front Row Seats®

Folding Chairs (Delivered Pricing)

Approx. Packaged Weight	Delivered Pricing Vinyl Group 1 & C.O.V.
13.0#	\$ 106
13.0#	100
19.0#	\$ 258

## OPTIONS

### Special Enamel Frame

Submit paint sample to KI. Orders will not be accepted without prior suitability approval. Add upcharge to standard chair or C.O.M. price. Minimum quantities required.

### California TB133 Fire Safety Code

For California Technical Bulletin 133 compliant models, add the following upcharge:

Model = FRS704

Added Lead Time-1 Week

Added List Price=\$10

Model = FRS734

Added Lead Time-1 Week

Added List Price=\$25

## SPECIAL SERVICES

### Special Carton Marking

With specially marked information N/C



### Shipping

Ships **assembled, FOB Bonduel, WI 54107, freight prepaid.** Freight class 85.

Specifications and prices are subject to change without prior notice.

# Front Row Seats®

Folding Chairs (Freight Excluded Pricing)

	Features	MODEL NUMBER								
		Basic Model	Silk Screen Placement	No. of Seat Ink Colors	No. of Back Ink Colors	Frame Color	Fire Code	Upholstery Color	Feet/Bumper Color	
	1" Seat Pad	FRS704D/S	<input type="checkbox"/> <input type="checkbox"/> <input type="checkbox"/> <input type="checkbox"/>	<input type="checkbox"/> <input type="checkbox"/> <input type="checkbox"/> <input type="checkbox"/> <input type="checkbox"/> <input type="checkbox"/>	<input type="checkbox"/> <input type="checkbox"/> <input type="checkbox"/> <input type="checkbox"/> <input type="checkbox"/> <input type="checkbox"/>	<input type="checkbox"/> <input type="checkbox"/>	<input type="checkbox"/> <input type="checkbox"/>	<input type="checkbox"/> <input type="checkbox"/> <input type="checkbox"/> <input type="checkbox"/>	<input type="checkbox"/> <input type="checkbox"/>	
	5/8" Seat Pad	FRS704D/U	<input type="checkbox"/> <input type="checkbox"/> <input type="checkbox"/> <input type="checkbox"/>	<input type="checkbox"/> <input type="checkbox"/> <input type="checkbox"/> <input type="checkbox"/> <input type="checkbox"/> <input type="checkbox"/>	<input type="checkbox"/> <input type="checkbox"/> <input type="checkbox"/> <input type="checkbox"/> <input type="checkbox"/> <input type="checkbox"/>	<input type="checkbox"/> <input type="checkbox"/>	<input type="checkbox"/> <input type="checkbox"/>	<input type="checkbox"/> <input type="checkbox"/> <input type="checkbox"/> <input type="checkbox"/>	<input type="checkbox"/> <input type="checkbox"/>	
	Nonganging	FRS734	<input type="checkbox"/> <input type="checkbox"/> <input type="checkbox"/> <input type="checkbox"/>	<input type="checkbox"/> <input type="checkbox"/> <input type="checkbox"/> <input type="checkbox"/> <input type="checkbox"/> <input type="checkbox"/>	<input type="checkbox"/> <input type="checkbox"/> <input type="checkbox"/> <input type="checkbox"/> <input type="checkbox"/> <input type="checkbox"/>	<input type="checkbox"/> <input type="checkbox"/>	<input type="checkbox"/> <input type="checkbox"/>	<input type="checkbox"/> <input type="checkbox"/> <input type="checkbox"/> <input type="checkbox"/>	<input type="checkbox"/> <input type="checkbox"/>	
			<b>A</b>	<b>B</b>	<b>C</b>	<b>D</b>	<b>E</b>	<b>F</b>	<b>G</b>	<b>H</b>

FS

**Upholstered Seat and Back**

- Double hinged
- Artwork silk screened on seat, back, or seat and back
- Replaceable polyfoam seat and backrest pad
- Seam-welded tubular steel frame with heavy-gauge steel backrest
- Wallsaver design
- 3" frame strengtheners (A KI exclusive)
- 1/2" back pad

FS

**Upholstered Chair**

- Artwork silk-screened on seat, back, or seat and back
- 2" foam cushioned seat; 5/8" cushioned backrest
- Heavy-duty tube-within-a-tube seam-welded steel seat frame and front leg construction
- 3 welded crossbraces
- Wallsaver design

HOW TO ORDER

Indicate the following information on order form:

1. Quantity of each item.
2. Model number, including options. See "How To Build a Model Number".
3. Any special service required.

Note:

- The ☐ indicates that a choice is required.
- The absence of the ☐ indicates that no choice is required.
- Alpha-numeric characters in place of ☐ indicate that no other alternatives are available.

HOW TO BUILD A MODEL NUMBER

- A** Select basic model.  

☐ **SSS** - Seat only

☐ **SSB** - Back only

☐ **SSSB** - Seat and back
- C** Select number of seat ink colors.  

☐ **NSIK** - No seat ink colors

☐ **1INKST** - 1 seat ink color

☐ **2INKST** - 2 seat ink colors

☐ **3INKST** - 3 seat ink colors
- D** Select number of back ink colors.  

☐ **NBIK** - No back ink colors

☐ **1INKBK** - 1 back ink color

☐ **2INKBK** - 2 back ink colors

☐ **3INKBK** - 3 back ink colors
- E** Select frame color.  
Refer to the **Product Color Options** page in this price list.

- F** Select fire code.  

☐ **NFR** - Compliance to TB 117-2013

☐ **FR** - Compliance to TB 133

See Options for TB133 upcharge.
- G** Select upholstery grade/color.  
Refer to [ki.com/fabrics](#)
- H** Select feet/bumper color.  
Refer to the **Product Color Options** page in this price list.



# Front Row Seats®

Folding Chairs (Freight Excluded Pricing)

Approx. Packaged Weight	Freight Excluded Pricing Vinyl Group 1 & C.O.V.
-------------------------------	---

13.0#	\$ 90
13.0#	86

19.0#	\$ 223
-------	--------

## OPTIONS

### Special Enamel Frame

Submit paint sample to KI. Orders will not be accepted without prior suitability approval. Add upcharge to standard chair or C.O.M. price. Minimum quantities required.

### California TB133 Fire Safety Code

For California Technical Bulletin 133 compliant models, add the following upcharge:

Model = FRS704

Added Lead Time-1 Week

Added List Price=\$10

Model = FRS734

Added Lead Time-1 Week

Added List Price=\$25

## SPECIAL SERVICES

### Special Carton Marking

With specially marked information N/C

### Shipping

Ships **assembled, FOB Bonduel, WI 54107, freight excluded.** Freight class 85.

Specifications and prices are subject to change without prior notice.



FS

MODEL

Upholstered Armchair

- Artwork silk-screened on seat, back, or seat and back
- 2" foam cushioned seat; 5/8" cushioned backrest
- Heavy-duty tube-within-a-tube seam-welded steel seat frame and front leg construction
- 3 welded crossbraces
- Wallsaver design
- Arms fold with chair

MODEL NUMBER

Basic Model	Silk Screen Placement	No. of Seat Ink Colors	No. of Back Ink Colors	Frame Color	Fire Code	Upholstery Color	Feet/Bumper Color
FRS734FM	□□□□	□□□□□□	□□□□□□	□□□	□□□	□□□□□	□□□

A

B

C

D

E

F

G

H

Note:

- The ☐ indicates that a choice is required.
- The absence of the ☐ indicates that no choice is required.
- Alpha-numeric characters in place of ☐ indicate that no other alternatives are available.

Refer to the **Product Color Options** page in this price list.

Refer to the **Product Color Options** page in this price list.



# Front Row Seats®

Folding Chairs (Delivered Pricing)

Approx. Packaged Weight	Delivered Pricing Vinyl Group 1 & C.O.V.
19.0#	\$ 408

## OPTIONS

### Special Enamel Frame

Submit paint sample to KI. Orders will not be accepted without prior suitability approval. Add upcharge to standard chair or C.O.M. price. Minimum quantities required.

### California TB133 Fire Safety Code

For California Technical Bulletin 133 compliant models, add the following upcharge:

Model = FRS704

Added Lead Time-1 Week

Added List Price=\$10

Model = FRS734

Added Lead Time-1 Week

Added List Price=\$25

## SPECIAL SERVICES

### Special Carton Marking

With specially marked information N/C

### Shipping

Ships **assembled, FOB Bonduel, WI 54107, freight prepaid.** Freight class 85.

Specifications and prices are subject to change without prior notice.







# Front Row Seats®

Folding Chairs (Freight Excluded Pricing)

Approx. Packaged Weight	Freight Excluded Pricing Vinyl Group 1 & C.O.V.
19.0#	\$ 358

## OPTIONS

### Special Enamel Frame

Submit paint sample to KI. Orders will not be accepted without prior suitability approval. Add upcharge to standard chair or C.O.M. price. Minimum quantities required.

### California TB133 Fire Safety Code

For California Technical Bulletin 133 compliant models, add the following upcharge:

Model = FRS704

Added Lead Time-1 Week

Added List Price=\$10

Model = FRS734

Added Lead Time-1 Week

Added List Price=\$25

## SPECIAL SERVICES

### Special Carton Marking

With specially marked information N/C

### Shipping

Ships **assembled, FOB Bonduel, WI 54107, freight excluded.** Freight class 85.

Specifications and prices are subject to change without prior notice.

# Folding Chairs - 05

## General Information



Value® Lite Single Hinge  
(VL.100)

Steel Seat Double Hinge w/  
Three Crossbraces (331D)

Fabric Upholstered Seat and  
Back (344DF)

Features			
Seam-welded tubular steel frame	•	•	•
Steel Seat		•	•
Steel backrest		•	•
Single hinge	•		•
Double hinge		•	•
2 double-riveted crossbraces			•
3 double-riveted crossbraces		•	
3" frame strengtheners (a KI exclusive)		•	•
Wallsaver design	•	•	
General Dimensions			
Seat height	17-3/4"	17" (18" uph)	17-1/2"
Overall width	18-1/2"	18-1/4"	18-1/2"
Overall depth	21-1/8"	19-1/2"	21"
Overall height	33-3/8"	30-1/4"	31"
Folded depth	3"	2-1/2"	2-3/4"

### SPECIFICATIONS 331D

**Frame**  
Electrically seam-welded 18-gauge x 7/8" o.d. tubular steel. 13-gauge "ribbed" linkage, reinforced at pivot points with both front and rear leg frame strengtheners. 5/8" dia. crossbraces double riveted to each leg.

**Steel Backrest**  
One-piece 24-gauge cold-rolled with fully curled safety edge, securely welded to frame. 2" deep concave shape for maximum support. Rounded back for comfort.

**Steel Seat**  
One-piece 22-gauge cold-rolled with fully curled safety edge, securely riveted to frame. Front corners have a waterfall shape.

### 344DV, 344DF

**Frame**  
Electrically seam-welded 18-gauge x 7/8"

o.d. tubular steel. 13-gauge "ribbed" linkage, 3/4" dia. crossbraces double riveted to each leg.

**Upholstered Backrest**  
One-piece 24-gauge cold-rolled with fully curled safety edge, securely welded to frame. 7/8" polyfoam stapled to linerboard panel attached with screws to backrest. Higher back for added comfort.

**Upholstered Seat**  
One-piece 22-gauge cold-rolled with fully curled safety edge, securely riveted to frame. 1-3/8" polyfoam sealed to linerboard panel attached with rivets to seat pan.

### VL100

**Frame**  
Electrically seam-welded 17-gauge x 1-1/8" o.d. tubular steel. 13-gauge "ribbed" linkage, 2-1/4" 11-gauge under seat support brace, 13-gauge side seat support 3/4" arched welded crossbraces.

**Seat and Backrest**  
1-1/4" thick high-density polyethylene plastic.

**Fabric Disclaimer**  
Fabric will be applied as swatched by the fabric manufacturer. Fabric that is required to be applied differently than is swatched will need a Special Cost Request written specifying the direction the fabric is to be applied. The posted standard lead time will apply to the Special Cost Request.



# Folding Chairs - 05

General Information



**Vinyl Upholstered Seat and Back (344DV)**

## Features

Seam-welded tubular steel frame	•
Steel Seat	•
Steel backrest	•
Single hinge	•
Double hinge	•
2 double-riveted crossbraces	•
3" frame strengtheners (a KI exclusive)	•
Wallsaver design	

## General Dimensions

Seat height	17-1/2"
Overall width	18-1/2"
Overall depth	21"
Overall height	31"
Folded depth	2-3/4"

## INFORMATION

### Warranty

Refer to KI Terms & Conditions document or visit [ki.com](http://ki.com)

# Folding Chairs - 05

## General Information



Steel Seat Double Hinge  
w/ Tablet Arm  
(301DTA)

Vinyl Upholstered Seat  
Double Hinge w/ Tablet Arm  
(301DVTA)

Double Tier Storage Caddy  
(KDT84)

Vertical Storage Caddy  
(KV50A)

Features				
Seam-welded tubular steel frame	•	•		
Steel Seat	•	•		
Steel backrest	•	•		
Polyfoam seat pad		•		
Polyfoam backrest pad		•		
Double hinge	•	•		
2 double-riveted crossbraces	•	•		
Front frame strengtheners	•	•		
Features (Capacity)				
301, 301D, 331D		84		50
344DV, 344DF		72		42
301DTA, 301DVTA		0		25
VL.100		0		50
General Dimensions				
Seat height	16-1/2"	17-1/2"		
Overall width	21"	21"	33-3/4"	20-7/8"
Overall depth	28-1/4"	28-1/4"	61-1/2"	106-1/2"
Overall height	30-1/4"	30-1/4"	67-5/8"	30"
Tablet arm	11-1/4" x 21-7/8"	11-1/4" x 21-7/8"		
Tablet arm height from floor	26-1/2"	26-1/2"		
Folded depth	4"	4-1/2"		
Wheels on center			30"	15-1/2"

### SPECIFICATIONS 301DTA

**Frame**  
Electrically seam-welded 18-gauge x 7/8" o.d. tubular steel. 13-gauge "ribbed" linkage, reinforced at pivot points with both front and rear leg frame strengtheners. 5/8" diameter crossbraces double riveted to each leg.

**Steel Backrest**  
One-piece 24-gauge cold-rolled with fully curled safety edge, securely welded to frame. 2" deep concave shape for maximum support. Rounded back for comfort.

**Steel Seat**  
One-piece 22-gauge cold-rolled with fully curled safety edge, securely riveted to frame. Front corners have a waterfall shape.

### 301DVTA

**Frame**  
Electrically seam-welded 18-gauge x 7/8"

o.d. tubular steel. 13-gauge "ribbed" linkage, 3/4" diameter crossbraces double riveted to each leg.

**Upholstered Backrest**  
One-piece 24-gauge cold-rolled with fully curled safety edge, securely welded to frame. 7/8" polyfoam stapled to linerboard panel attached with screws to backrest. Higher back for added comfort.

**Upholstered Seat**  
One-piece 22-gauge cold-rolled with fully curled safety edge, securely riveted to frame. 1-3/8" polyfoam sealed to linerboard panel attached with rivets to seat pan.

**Tablet Arm**  
Tablet arm is constructed of high-density particleboard with high-pressure laminate top.

**Fabric Disclaimer**  
Fabric will be applied as swatched by the fabric manufacturer. Fabric that is required

to be applied differently than is swatched will need a Special Cost Request written specifying the direction the fabric is to be applied. The posted standard lead time will apply to the Special Cost Request.




## INFORMATION

### Warranty

Refer to KI Terms & Conditions document  
or visit [ki.com](http://ki.com)

# Folding Chairs - 05

Folding Chairs (Delivered Pricing)

	MODEL	Features	MODEL NUMBER	Approx. Packaged Weight
			Basic Model	
	<b>Steel Seat Double Hinge w/ 3 Cross-braces</b> <ul style="list-style-type: none"><li>• Double hinge</li><li>• Seam-welded tubular steel frame</li><li>• Heavy-duty steel seat and backrest</li><li>• Double-riveted crossbraces, front and rear</li><li>• Added rear double-riveted crossbrace for superior strength</li><li>• 3" frame strengtheners (A KI exclusive)</li><li>• Wallsaver design</li><li>• Matching feet (BS has black feet)</li></ul>	Unupholstered Beige	331D/BE	11.0#
		Unupholstered Brown	331D/BR	11.0#
		Unupholstered Baltic	331D/BS	11.0#
		Unupholstered Warm Grey	331D/WG	11.0#

FC

A

## HOW TO ORDER

Indicate the following information on order form:

1. Quantity of each item.
2. Model number, including options. See "How To Build a Model Number".
3. Any special service required.

Note:

- The ☐ indicates that a choice is required.
- The absence of the ☐ indicates that no choice is required.
- Alpha-numeric characters in place of ☐ indicate that no other alternatives are available.

## HOW TO BUILD A MODEL NUMBER

**A** Select basic model.

## INFORMATION

**Cartoning**  
Model 331D - shipped 4 units per carton  
Model VL.100 - shipped 4 units per carton



# Folding Chairs - 05

Folding Chairs (Delivered Pricing)

Delivered Pricing	
\$	56
	56
	56
	56

**SPECIAL SERVICES**

**Special Carton Marking**

With specially marked information      N/C


**Shipping**

Ships **assembled, FOB Tupelo, MS 38804, freight prepaid.** Freight class 85.

Specifications and prices are subject to change without prior notice.

# Folding Chairs - 05

Folding Chairs (Freight Excluded Pricing)

			MODEL NUMBER	Approx. Packaged Weight
MODEL	Features	Basic Model		
 FC	<b>Steel Seat Double Hinge w/ 3 Cross-braces</b>	Unupholstered Beige	331D/BE	11.0#
		Unupholstered Brown	331D/BR	11.0#
	• Double hinge	Unupholstered Baltic	331D/BS	11.0#
	• Seam-welded tubular steel frame	Unupholstered Warm Grey	331D/WG	11.0#
	• Heavy-duty steel seat and backrest			
	• Double-riveted crossbraces, front and rear			
	• Added rear double-riveted crossbrace for superior strength			
	• 3" frame strengtheners (A KI exclusive)			
	• Wallsaver design			
	• Matching feet (BS has black feet)			

A

## HOW TO ORDER

Indicate the following information on order form:

- Quantity of each item.
- Model number, including options. See "How To Build a Model Number".
- Any special service required.

Note:

- The ☐ indicates that a choice is required.
- The absence of the ☐ indicates that no choice is required.
- Alpha-numeric characters in place of ☐ indicate that no other alternatives are available.

## HOW TO BUILD A MODEL NUMBER

A Select basic model.

## INFORMATION

**Cartoning**  
Model 331D - shipped 4 units per carton  
Model VL.100 - shipped 4 units per carton





# Folding Chairs - 05

Folding Chairs (Freight Excluded Pricing)

Freight Excluded Pricing	
\$	43
	43
	43
	43

**SPECIAL SERVICES**

**Special Carton Marking**

With specially marked information      N/C


**Shipping**

Ships **assembled, FOB Tupelo, MS 38804, freight excluded.** Freight class 85.

Specifications and prices are subject to change without prior notice.

# Folding Chairs - 05

Folding Chairs (Delivered Pricing)

	MODEL NUMBER		Approx. Packaged Weight
	Basic Model		
<b>MODEL</b>			
  HRDPT	<b>ValueLite® Single Hinge</b>	VL.100.BL.WH	13.0#
	• Single hinge		
	• High-density polyethylene seat and back		
	• Front and back arched welded cross-braces		
	• Polyethylene glides		
	• Frame color hammer tone black		
	• Seat and back color speckled white		
	• Sold 4 per carton		
	• Integrated handle in backrest		
	• Seat and back thickness 1-1/4"		

A

## HOW TO ORDER

Indicate the following information on order form:

1. Quantity of each item.
2. Model number, including options. See "How To Build a Model Number".
3. Any special service required.

Note:

- The ☐ indicates that a choice is required.
- The absence of the ☐ indicates that no choice is required.
- Alpha-numeric characters in place of ☐ indicate that no other alternatives are available.

## HOW TO BUILD A MODEL NUMBER

A Select basic model.

## INFORMATION

**Cartoning**  
Model 331D - shipped 4 units per carton  
Model VL.100 - shipped 4 units per carton



# Folding Chairs - 05

Folding Chairs (Delivered Pricing)

Delivered Pricing	
\$	78

**SPECIAL SERVICES**

**Special Carton Marking**

With specially marked information      N/C


**Shipping**

Ships **assembled, FOB Tupelo, MS 38804, freight prepaid.** Freight class 85.

Specifications and prices are subject to change without prior notice.

# Folding Chairs - 05

Folding Chairs (Freight Excluded Pricing)

	MODEL NUMBER		Approx. Packaged Weight
	Basic Model		
<b>MODEL</b>			
  HRDPT	<b>ValueLite® Single Hinge</b>	VL.100.BL.WH	13.0#
	• Single hinge		
	• High-density polyethylene seat and back		
	• Front and back arched welded cross-braces		
	• Polyethylene glides		
	• Frame color hammer tone black		
	• Seat and back color speckled white		
	• Sold 4 per carton		
	• Integrated handle in backrest		
	• Seat and back thickness 1-1/4"		

A

## HOW TO ORDER

Indicate the following information on order form:

1. Quantity of each item.
2. Model number, including options. See "How To Build a Model Number".
3. Any special service required.

Note:

- The ☐ indicates that a choice is required.
- The absence of the ☐ indicates that no choice is required.
- Alpha-numeric characters in place of ☐ indicate that no other alternatives are available.

## HOW TO BUILD A MODEL NUMBER

A Select basic model.

## INFORMATION

**Cartoning**  
Model 331D - shipped 4 units per carton  
Model VL.100 - shipped 4 units per carton



# Folding Chairs - 05

Folding Chairs (Freight Excluded Pricing)

Freight  
Excluded  
Pricing

\$ 67

**SPECIAL SERVICES**

**Special Carton Marking**

With specially marked information      N/C



**Shipping**

Ships **assembled, FOB Tupelo, MS 38804, freight excluded.** Freight class 85.

Specifications and prices are subject to change without prior notice.

# Folding Chairs - 05

Folding Chairs (Delivered Pricing)

			MODEL NUMBER	Approx. Packaged Weight
			Basic Model	
	<b>MODEL</b>  <b>Vinyl Upholstered</b> <ul style="list-style-type: none"><li>• Double hinge</li><li>• Seam-welded tubular steel frame</li><li>• Heavy-duty steel seat and backrest</li><li>• Double-riveted crossbraces, front and rear</li><li>• 7/8" polyfoam backrest pad</li><li>• 1-3/8" polyfoam seat pad</li><li>• Higher back for comfort</li></ul>	<b>Features</b> Beige Frame/Beige Vinyl	344DV/BE/VBE	12.0#
		Beige Frame/Brown Vinyl	344DV/BE/VBR	12.0#
	FC	Not available for sale in the state of California		
	<b>Fabric Upholstered</b> <ul style="list-style-type: none"><li>• Double hinge</li><li>• Seam-welded tubular steel frame</li><li>• Heavy-duty steel seat and backseat</li><li>• Double-riveted crossbraces, front and rear</li><li>• 7/8" polyfoam backrest pad</li><li>• 1-3/8" polyfoam seat pad</li><li>• Higher back for comfort</li></ul>	Beige Frame/Beige Fabric	344DF/BE/FBE	12.0#
		Black Frame/Charcoal Fabric	344DF/BL/FCH	12.0#
		Brown Frame/Walnut Fabric	344DF/BR/FWA	12.0#
		Warm Grey Frame/Blue Fabric	344DF/WG/FBH	12.0#
		Warm Grey Frame/Burgundy Fabric	344DF/WG/FBU	12.0#
	FC	Not available for sale in the state of California		

A

## HOW TO ORDER

Indicate the following information on order form:

1. Quantity of each item.
2. Model number, including options. See "How To Build a Model Number".
3. Any special service required.

Note:

- The ☐ indicates that a choice is required.
- The absence of the ☐ indicates that no choice is required.
- Alpha-numeric characters in place of ☐ indicate that no other alternatives are available.

## HOW TO BUILD A MODEL NUMBER

A Select basic model.

## INFORMATION

**Cartoning**  
Model 344DV - shipped 4 units per carton  
Model 344DF - shipped 4 units per carton



# Folding Chairs - 05

Folding Chairs (Delivered Pricing)

Delivered Pricing	
\$	78
	78
\$	80
	80
	80
	80
	80

SPECIAL SERVICES

Special Carton Marking

With specially marked information      N/C

Shipping

Ships **assembled, FOB Tupelo, MS 38804, freight prepaid.** Freight class 85.

Specifications and prices are subject to change without prior notice.

**A**

Model 344DV - shipped 4 units per carton  
Model 344DF - shipped 4 units per carton





# Folding Chairs - 05

Folding Chairs (Freight Excluded Pricing)

Freight Excluded Pricing	
\$	58
	58
\$	63
	63
	63
	63
	63

SPECIAL SERVICES

Special Carton Marking

With specially marked information      N/C



Shipping

Ships **assembled, FOB Tupelo, MS 38804, freight excluded.** Freight class 85.

Specifications and prices are subject to change without prior notice.

# Folding Chairs - 05

Folding Chairs (Delivered Pricing)

			MODEL NUMBER	
	MODEL	Features	Basic Model	Approx. Packaged Weight
	<b>Tablet Arm and Steel Seat</b>	Beige Frame/Oak Tablet-Right	301DTAR/BE/LOK	17.0#
	<ul style="list-style-type: none"><li>• Double hinge</li><li>• Seam-welded tubular steel frame</li><li>• Heavy-duty steel seat and backrest</li><li>• Double-riveted crossbraces, front and rear</li><li>• 3" front frame strengtheners</li><li>• Plastic laminate arm folds with the chair</li></ul>	Warm Grey Frame/Grey Tablet-Right	301DTAR/WG/LGE	17.0#
FC				
	<b>Tablet Arm and Vinyl Upholstered Seat</b>	Warm Grey Frame/Grey Vinyl/Grey Tablet-Right	301DVTAR/WG/VGY/LGE	18.0#
	<ul style="list-style-type: none"><li>• Double-hinge</li><li>• Seam-welded tubular steel frame</li><li>• Heavy-duty steel seat and backrest</li><li>• Double-riveted crossbraces, front and rear</li><li>• 3" front frame strengtheners</li><li>• Plastic laminate arm folds with the chair</li><li>• 7/8" polyfoam backrest pad</li><li>• 1-3/8" polyfoam seat pad</li></ul>			
		Not available for sale in the state of California		
FC				

A

## HOW TO ORDER

Indicate the following information on order form:

- Quantity of each item.
- Model number, including options. See "How To Build a Model Number".
- Any special service required.

Note:

- The ☐ indicates that a choice is required.
- The absence of the ☐ indicates that no choice is required.
- Alpha-numeric characters in place of ☐ indicate that no other alternatives are available.

## HOW TO BUILD A MODEL NUMBER

A Select basic model.

## INFORMATION

**Cartoning**  
Model 301DTAR - shipped 2 units per carton  
Model 301DVTAR - shipped 2 units per carton



# Folding Chairs - 05

Folding Chairs (Delivered Pricing)

Delivered Pricing	
\$	119
	119
\$	140

**SPECIAL SERVICES**

**Special Carton Marking**

With specially marked information      N/C



**Shipping**

Ships **assembled, FOB Tupelo, MS 38804, freight prepaid.** Freight class 85.

Specifications and prices are subject to change without prior notice.

# Folding Chairs - 05

Folding Chairs (Freight Excluded Pricing)

			MODEL NUMBER	
	MODEL	Features	Basic Model	Approx. Packaged Weight
	<b>Tablet Arm and Steel Seat</b>	Beige Frame/Oak Tablet-Right	301DTAR/BE/LOK	17.0#
	<ul style="list-style-type: none"><li>• Double hinge</li><li>• Seam-welded tubular steel frame</li><li>• Heavy-duty steel seat and backrest</li><li>• Double-riveted crossbraces, front and rear</li><li>• 3" front frame strengtheners</li><li>• Plastic laminate arm folds with the chair</li></ul>	Warm Grey Frame/Grey Tablet-Right	301DTAR/WG/LGE	17.0#
FC				
	<b>Tablet Arm and Vinyl Upholstered Seat</b>	Warm Grey Frame/Grey Vinyl/Grey Tablet-Right	301DVTAR/WG/VGY/LGE	18.0#
	<ul style="list-style-type: none"><li>• Double-hinge</li><li>• Seam-welded tubular steel frame</li><li>• Heavy-duty steel seat and backrest</li><li>• Double-riveted crossbraces, front and rear</li><li>• 3" front frame strengtheners</li><li>• Plastic laminate arm folds with the chair</li><li>• 7/8" polyfoam backrest pad</li><li>• 1-3/8" polyfoam seat pad</li></ul>			
FC	Not available for sale in the state of California			

A

## HOW TO ORDER

Indicate the following information on order form:

1. Quantity of each item.
2. Model number, including options. See "How To Build a Model Number".
3. Any special service required.

Note:

- The ☐ indicates that a choice is required.
- The absence of the ☐ indicates that no choice is required.
- Alpha-numeric characters in place of ☐ indicate that no other alternatives are available.

## HOW TO BUILD A MODEL NUMBER

**A** Select basic model.

## INFORMATION

**Cartoning**  
Model 301DTAR - shipped 2 units per carton  
Model 301DVTAR - shipped 2 units per carton



# Folding Chairs - 05

Folding Chairs (Freight Excluded Pricing)

Freight Excluded Pricing	
\$	81
	81
\$	99

SPECIAL SERVICES

Special Carton Marking

With specially marked information      N/C

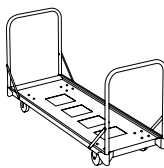

Shipping

Ships **assembled, FOB Tupelo, MS 38804, freight excluded.** Freight class 85.

Specifications and prices are subject to change without prior notice.

# Storage Caddies for Folding Chairs - 05

Folding Chairs (Delivered Pricing)

		MODEL NUMBER		Approx. Packaged Weight
MODEL	W	Basic Model		
  CCAD	<b>Vertical Storage Caddy</b> <ul style="list-style-type: none"><li>• Heavy-duty 16-gauge steel frame</li><li>• Adjustable middle post - standard</li><li>• Tablet arm chairs require double the space of non-tablet arm chairs</li><li>• Beige finish only</li></ul> <p>Consult General Information page for appropriate caddy for your selected chairs.</p>	50"	KV50A/BE/C	63.0#
  CCAD	<b>Double-Tier Storage Caddy</b> <ul style="list-style-type: none"><li>• Heavy-duty 11-gauge, 1" x 2" tubular steel</li><li>• Chairs suspend from tines</li><li>• NOTE: Cannot store tablet arm chairs</li><li>• Beige finish only</li></ul> <p>Consult General Information page for appropriate caddy for your selected chairs.</p>	33.75"	KDT84/BE/C	100.0#

A

## HOW TO ORDER

Indicate the following information on order form:

1. Quantity of each item.
2. Model number, including options. See "How To Build a Model Number".
3. Any special service required.

Note:

- The ☐ indicates that a choice is required.
- The absence of the ☐ indicates that no choice is required.
- Alpha-numeric characters in place of ☐ indicate that no other alternatives are available.

## HOW TO BUILD A MODEL NUMBER

A Select basic model.

## INFORMATION

**Cartoning**  
Model KV50A - shipped 1 unit per carton  
Model KDT84 - shipped 1 unit per carton



# Storage Caddies for Folding Chairs - 05

Folding Chairs (Delivered Pricing)

Delivered Pricing	
\$	668
\$	1696

**SPECIAL SERVICES**

**Special Carton Marking**

---

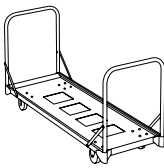

With specially marked information      N/C

**Shipping**  
Ships **assembled, FOB Bonduel, WI 54107, freight prepaid.** Freight class 85.

Specifications and prices are subject to change without prior notice.

# Storage Caddies for Folding Chairs - 05

Folding Chairs (Freight Excluded Pricing)

	MODEL	W	MODEL NUMBER	Approx. Packaged Weight
			Basic Model	
  CCAD	<b>Vertical Storage Caddy</b> <ul style="list-style-type: none"><li>• Heavy-duty 16-gauge steel frame</li><li>• Adjustable middle post - standard</li><li>• Tablet arm chairs require double the space of non-tablet arm chairs</li><li>• Beige finish only</li></ul> Consult General Information page for appropriate caddy for your selected chairs.	50"	KV50A/BE/C	63.0#
  CCAD	<b>Double-Tier Storage Caddy</b> <ul style="list-style-type: none"><li>• Heavy-duty 11-gauge, 1" x 2" tubular steel</li><li>• Chairs suspend from tines</li><li>• NOTE: Cannot store tablet arm chairs</li><li>• Beige finish only</li></ul> Consult General Information page for appropriate caddy for your selected chairs.	33.75"	KDT84/BE/C	100.0#

A

## HOW TO ORDER

Indicate the following information on order form:

1. Quantity of each item.
2. Model number, including options. See "How To Build a Model Number".
3. Any special service required.

Note:

- The ☐ indicates that a choice is required.
- The absence of the ☐ indicates that no choice is required.
- Alpha-numeric characters in place of ☐ indicate that no other alternatives are available.

## HOW TO BUILD A MODEL NUMBER

A Select basic model.

## INFORMATION

### Cartoning

Model KV50A - shipped 1 unit per carton  
Model KDT84 - shipped 1 unit per carton





# Storage Caddies for Folding Chairs - 05

Folding Chairs (Freight Excluded Pricing)

Freight Excluded Pricing
\$ 534
\$ 1335

**SPECIAL SERVICES**

**Special Carton Marking**

With specially marked information N/C

**Shipping**

Ships **assembled, FOB Bonduel, WI 54107, freight excluded.** Freight class 85.

Specifications and prices are subject to change without prior notice.



Novite Folding Chair



Wall Hanger

Features			
Indoor/outdoor use	•		
All plastic construction	•		
Lightweight	•		
100% recyclable	•		
Optional ganging	•		
General Dimensions			
Seat height	18"		
Overall Dimensions			
Width	18-1/4"	2-1/2"	
Depth	20-1/2"		
Height	32-3/4"	5-1/2"	
Length	12"		
Casters on center			

SPECIFICATIONS

Material

All polypropylene construction.

Disclaimer

Excessive exposure to sunlight over time may cause the color to fade.



#### INFORMATION

**Warranty**

Refer to KI Terms & Conditions document  
or visit [ki.com](http://ki.com)

Novite™

Product Color Options

Plastic Color

Black	NEBK
Red	NERD
White	NEWE

Wall Hanger  
Paint Color

Cottonwood	CO
------------	----




Finish Cards

View color swatches for items listed within this document.

<u>Paints</u>	<u>Wood/Veneer</u>	<u>Molded Edges</u>	<u>Hard Plastics</u>
<u>Plastics/Poly</u>	<u>Laminates</u>	<u>Edge Styles</u>	<u>Glass</u>



Novite™  
Folding Chairs (Delivered Pricing)

	MODEL	MODEL NUMBER			Approx. Packaged Weight
		Basic Model	Poly Color	Paint Color	
  NOV	<b>Folding Chair</b> <ul style="list-style-type: none"><li>Indoor/outdoor use</li><li>All plastic construction</li><li>Lightweight</li><li>100% recyclable</li><li>Weights 10 lbs. per chair</li></ul>	NOVITE	<input type="checkbox"/> <input type="checkbox"/> <input type="checkbox"/> <input type="checkbox"/>		10.0#
  NOV	<b>Folding Chair with Drain Holes</b> <ul style="list-style-type: none"><li>Indoor/outdoor use</li><li>Drainage holes in seat</li><li>All plastic construction</li><li>Lightweight</li><li>100% recyclable</li><li>Weights 10 lbs. per chair</li></ul>	NOVITEOD	<input type="checkbox"/> <input type="checkbox"/> <input type="checkbox"/> <input type="checkbox"/>		10.0#
     NOV	<b>Ganger</b>	NOV.GANGER	<input type="checkbox"/> <input type="checkbox"/> <input type="checkbox"/> <input type="checkbox"/>		0.0#
  NOVH	<b>Wall Hanger</b> <ul style="list-style-type: none"><li>Wall hanging to mount 1 chair</li><li>Steel powder-coated construction</li><li>Three 1/4" holes for mounting</li></ul>	NOVH		CO	0.0#

**A**      **B**      **C**

HOW TO ORDER

Indicate the following information on order form:

- Quantity of each item.
- Model number, including options. See "How To Build a Model Number".
- Any special service required.

Note:

- The ☐ indicates that a choice is required.
- The absence of the ☐ indicates that no choice is required.
- Alpha-numeric characters in place of ☐ indicate that no other alternatives are available.

HOW TO BUILD A MODEL NUMBER

- A** Select basic model.
- B** Select plastic color.  
Refer to the **Product Color Options** page in this price list.
- C** Select paint color.  
**CO** - Cottonwood



Delivered  
Pricing

\$ 122

\$ 127

\$ 5

\$ 47

SPECIAL SERVICES

Special Carton Marking

With specially marked information N/C

Shipping

Ships **assembled, FOB Tupelo, MS 38804, freight prepaid.** Freight class 125.

Specifications and prices are subject to change without prior notice.

# Folding Chair Storage and Accessories

## General Information



Vertical Storage Caddy  
KV25

KV35

KV50


Features (Capacity)			
100, 300, 331, 700, 1100	25 Chairs	35 Chairs	50 Chairs
VL100 (Value Lite)	21 Chairs	30 Chairs	42 Chairs
344	21 Chairs	31 Chairs	42 Chairs
731, 734, 702CL	14 Chairs	20 Chairs	30 Chairs
734FM	11 Chairs	16 Chairs	21 Chairs
Novite	N/A	N/A	38 Chairs
General Dimensions			
Length	56-1/2"	80-1/2"	106-1/2"
Width	20-7/8"	20-7/8"	20-7/8"
Height from floor	30"	30"	30"
Casters on center	15-1/2"	15-1/2"	15-1/2"



Replacement Feet  
(Polypropylene)



Replacement Feet  
(Rubber)



Replacement Bumper

### SPECIFICATIONS

The capacity listed in the above chart is for non-tablet arm chairs. Tablet arm chairs require double the space. Replacement feet and bumpers are available.

#### KV Series Vertical Storage Caddy

One-piece bed of 16-gauge steel with sides channelled to 1-1/2" high. To each end, a 4-1/2" x 1-1/2" angle steel member is electrically welded. To each outside corner of the bed is welded a 14-gauge, 1-1/4" o.d. end post socket to support removable 1-1/8" o.d., 18-gauge end posts. Loading stops are stamped into the bed. 4" high x 1-1/4" wide roller-bearing wheels.

Optional adjustable end post sockets are constructed of welded steel. Sockets and removable end post are positioned against partial loads to eliminate load from shifting.

#### KH Series Horizontal Storage Caddy

One-piece bed of 16-gauge steel with sides channelled to 1-1/2" high. Side rails are

fitted into sockets welded to end posts. Distance between side rails is equal to folded height of chairs from top to bottom crossbrace for snug storage. 4" high x 1-1/4" wide roller-bearing wheels.

#### KDT84 Caddy

Legs, uprights and crossbrace are fabricated of 11-gauge, 1" x 2" tubular steel. Legs are welded to uprights; crossbraces are bolted. Open tubing ends are covered with plastic end caps. Chair suspension tines of 14-gauge, 1" o.d. round tubing. 5" high x 1-3/8" wide roller bearing wheels.

NOTE: Do not use KDT84 for tablet arm chairs.





# Folding Chair Storage and Accessories

General Information



**Horizontal Storage Caddy  
KH50**

**KH51**



**Double-Tier Storage Caddy  
KDT84**

## Features (Capacity)

100, 300, 331, 700, 1100	50 Chairs	50 Chairs	84 Chairs
344			72 Chairs
734, 702CL	N/A	N/A	47 Chairs
731, 734FM	N/A	N/A	36 Chairs
Novite	38 Chairs	N/A	N/A

## General Dimensions

Length	106-1/2"	106-1/2"	61-1/2"
Width	35-3/8"	33-3/8"	33-3/4"
Height from floor	22"	22"	67-5/8"
Casters on center	15-1/2"	15-1/2"	30"

## INFORMATION

### Warranty

Refer to KI Terms & Conditions document  
or visit [ki.com](http://ki.com)

# Folding Chair Storage and Accessories

Product Color Options

<b>Storage</b>	
<b>Frame Color</b>	
Beige	BE
<b>Ganging Clamp</b>	
<b>Frame Color</b>	
Beige	BE
Black	BL
Grey	GR
White	WH

## Finish Cards

View color swatches for items listed within this document.

- Paints
- Wood/Veneer
- Molded Edges
- Hard Plastics
- Plastics/Poly
- Laminates
- Edge Styles
- Glass

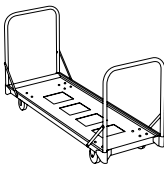
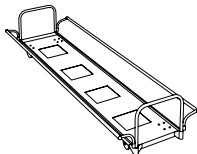


# Folding Chair Storage and Accessories

Product Color Options

# Folding Chair Storage and Accessories

Folding Chairs (Delivered Pricing)

			MODEL NUMBER			Approx. Packaged Weight
MODEL	Features		Basic Model	Frame Color	Base	
  CCAD	<b>Vertical Storage Caddy</b> <ul style="list-style-type: none"><li>One-piece solid bed design</li><li>All steel construction</li><li>4" wheels: 2 fixed, 3 swivel</li><li>50 chair caddies have swivel wheel in bed center</li><li>Beige finish standard (other colors available at an upcharge)</li><li>30" high from floor-empty; 44" high-loaded</li><li>Tablet arm chairs require double the space of non-tablet arm chairs</li></ul>	Adjustable Middle Post	KV25	<input type="checkbox"/> <input type="checkbox"/> <input type="checkbox"/>	<input type="checkbox"/> <input type="checkbox"/>	44.0#
			KV25A	<input type="checkbox"/> <input type="checkbox"/> <input type="checkbox"/>	<input type="checkbox"/> <input type="checkbox"/>	54.0#
			KV35	<input type="checkbox"/> <input type="checkbox"/> <input type="checkbox"/>	<input type="checkbox"/> <input type="checkbox"/>	52.0#
			KV35A	<input type="checkbox"/> <input type="checkbox"/> <input type="checkbox"/>	<input type="checkbox"/> <input type="checkbox"/>	62.0#
			KV50	<input type="checkbox"/> <input type="checkbox"/> <input type="checkbox"/>	<input type="checkbox"/> <input type="checkbox"/>	63.0#
			KV50A	<input type="checkbox"/> <input type="checkbox"/> <input type="checkbox"/>	<input type="checkbox"/> <input type="checkbox"/>	73.0#
	CONSULT GENERAL INFORMATION PAGE FOR APPROPRIATE CADDY FOR SELECTED CHAIRS.					
  CCAD	<b>Horizontal Storage Caddy</b> <ul style="list-style-type: none"><li>One-piece solid bed design</li><li>All steel construction</li><li>4" wheels: 2 fixed, 3 swivel</li><li>Swivel wheel in bed center</li><li>Models for #100, #300 and #700 chairs</li><li>Beige finish standard (others available at an upcharge)</li><li>22" high from floor-empty; 24-1/2" high-loaded; 40-1/8" wide loaded</li><li>Tablet arm chairs require double the space of non-tablet arm chairs</li></ul>	Adjustable End Post	KH50	<input type="checkbox"/> <input type="checkbox"/> <input type="checkbox"/>	<input type="checkbox"/> <input type="checkbox"/>	68.0#
			KH50A	<input type="checkbox"/> <input type="checkbox"/> <input type="checkbox"/>	<input type="checkbox"/> <input type="checkbox"/>	78.0#
			KH51	<input type="checkbox"/> <input type="checkbox"/> <input type="checkbox"/>	<input type="checkbox"/> <input type="checkbox"/>	76.0#
			KH51A	<input type="checkbox"/> <input type="checkbox"/> <input type="checkbox"/>	<input type="checkbox"/> <input type="checkbox"/>	86.0#
	CONSULT GENERAL INFORMATION PAGE FOR APPROPRIATE CADDY FOR SELECTED CHAIRS.					

A B C

## HOW TO ORDER

Indicate the following information on order form:

- Quantity of each item.
- Model number, including options. See "How To Build a Model Number".
- Any special service required.

Note:

- The ☐ indicates that a choice is required.
- The absence of the ☐ indicates that no choice is required.
- Alpha-numeric characters in place of ☐ indicate that no other alternatives are available.

## HOW TO BUILD A MODEL NUMBER

- A** Select basic model.
- B** Select frame color.  
Refer to the **Product Color Options** page in this price list.
- C** Select base option.
- |           |                                |
|-----------|--------------------------------|
| <b>C</b>  | - Standard swivel/fixed wheels |
| <b>SC</b> | - All swivel wheels; add \$23  |

## OPTIONS

**Adjustable End post and Sockets**  
Adapts to KV, KH50 and KH51 series chair caddies. Allows end posts to be repositioned to prevent partial loads from shifting. Speciality #86.5002 for a KV caddy, and #86.5003 for a KH caddy for field-installable parts. Add #10 weight. Upcharge is \$49

**Folding Chair Caddy Brake Kits**  
KV and KH folding chair caddies only. Kit adapts to swivel wheels only; for two wheels. Specify #09.0050  
Upcharge is \$11



# Folding Chair Storage and Accessories

Folding Chairs (Delivered Pricing)

Delivered Pricing	
\$	471
	521
	526
	576
	618
	668
\$	729
	777
	729
	777

**SPECIAL SERVICES**

**Special Carton Marking**

With specially marked information      N/C

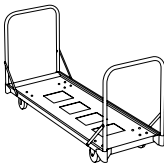
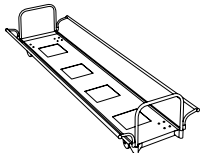
**Shipping**

Ships **assembled, FOB Bonduel, WI 54107, freight prepaid.** Freight class 85.

Specifications and prices are subject to change without prior notice.

# Folding Chair Storage and Accessories

Folding Chairs (Freight Excluded Pricing)

		MODEL NUMBER			Approx. Packaged Weight
MODEL	Features	Basic Model	Frame Color	Base	
 CCAD	<b>Vertical Storage Caddy</b> <ul style="list-style-type: none"><li>One-piece solid bed design</li><li>All steel construction</li><li>4" wheels: 2 fixed, 3 swivel</li><li>50 chair caddies have swivel wheel in bed center</li><li>Beige finish standard (other colors available at an upcharge)</li><li>30" high from floor-empty; 44" high-loaded</li><li>Tablet arm chairs require double the space of non-tablet arm chairs</li></ul>				
	Adjustable Middle Post	KV25	<input type="checkbox"/> <input type="checkbox"/> <input type="checkbox"/>	<input type="checkbox"/> <input type="checkbox"/>	44.0#
		KV25A	<input type="checkbox"/> <input type="checkbox"/> <input type="checkbox"/>	<input type="checkbox"/> <input type="checkbox"/>	54.0#
	Adjustable Middle Post	KV35	<input type="checkbox"/> <input type="checkbox"/> <input type="checkbox"/>	<input type="checkbox"/> <input type="checkbox"/>	52.0#
		KV35A	<input type="checkbox"/> <input type="checkbox"/> <input type="checkbox"/>	<input type="checkbox"/> <input type="checkbox"/>	62.0#
	Adjustable Middle Post	KV50	<input type="checkbox"/> <input type="checkbox"/> <input type="checkbox"/>	<input type="checkbox"/> <input type="checkbox"/>	63.0#
		KV50A	<input type="checkbox"/> <input type="checkbox"/> <input type="checkbox"/>	<input type="checkbox"/> <input type="checkbox"/>	73.0#
	CONSULT GENERAL INFORMATION PAGE FOR APPROPRIATE CADDY FOR SELECTED CHAIRS.				
 CCAD	<b>Horizontal Storage Caddy</b> <ul style="list-style-type: none"><li>One-piece solid bed design</li><li>All steel construction</li><li>4" wheels: 2 fixed, 3 swivel</li><li>Swivel wheel in bed center</li><li>Models for #100, #300 and #700 chairs</li><li>Beige finish standard (others available at an upcharge)</li><li>22" high from floor-empty; 24-1/2" high-loaded; 40-1/8" wide loaded</li><li>Tablet arm chairs require double the space of non-tablet arm chairs</li></ul>				
	Adjustable End Post	KH50	<input type="checkbox"/> <input type="checkbox"/> <input type="checkbox"/>	<input type="checkbox"/> <input type="checkbox"/>	68.0#
		KH50A	<input type="checkbox"/> <input type="checkbox"/> <input type="checkbox"/>	<input type="checkbox"/> <input type="checkbox"/>	78.0#
	Adjustable End Post	KH51	<input type="checkbox"/> <input type="checkbox"/> <input type="checkbox"/>	<input type="checkbox"/> <input type="checkbox"/>	76.0#
		KH51A	<input type="checkbox"/> <input type="checkbox"/> <input type="checkbox"/>	<input type="checkbox"/> <input type="checkbox"/>	86.0#
	CONSULT GENERAL INFORMATION PAGE FOR APPROPRIATE CADDY FOR SELECTED CHAIRS.				

**A****B****C**

## HOW TO ORDER

Indicate the following information on order form:

- Quantity of each item.
- Model number, including options. See "How To Build a Model Number".
- Any special service required.

Note:

- The ☐ indicates that a choice is required.
- The absence of the ☐ indicates that no choice is required.
- Alpha-numeric characters in place of ☐ indicate that no other alternatives are available.

## HOW TO BUILD A MODEL NUMBER

- A** Select basic model.
- B** Select frame color.  
Refer to the **Product Color Options** page in this price list.
- C** Select base option.
- |           |                                |
|-----------|--------------------------------|
| <b>C</b>  | - Standard swivel/fixed wheels |
| <b>SC</b> | - All swivel wheels; add \$23  |

## OPTIONS

- Adjustable End post and Sockets**  
Adapts to KV, KH50 and KH51 series chair caddies. Allows end posts to be repositioned to prevent partial loads from shifting. Speciality #86.5002 for a KV caddy, and #86.5003 for a KH caddy; for field-installable parts. Add #10 weight. Upcharge is \$49
- Folding Chair Caddy Brake Kits**  
KV and KH folding chair caddies only. Kit adapts to swivel wheels only; for two wheels. Specify #09.0050  
Upcharge is \$11



# Folding Chair Storage and Accessories

Folding Chairs (Freight Excluded Pricing)

Freight Excluded Pricing	
\$	372
	422
	416
	465
	485
	534
\$	571
	621
	571
	621

**SPECIAL SERVICES**

**Special Carton Marking**

With specially marked information      N/C


**Shipping**

Ships **assembled, FOB Bonduel, WI 54107, freight excluded.** Freight class 85.

Specifications and prices are subject to change without prior notice.

# Folding Chair Storage and Accessories

Folding Chairs (Delivered Pricing)

		MODEL NUMBER			Approx. Packaged Weight
		Basic Model	Frame Color	Base	
  CCAD	<b>MODEL</b>				
	<b>Double-Tier Storage Caddy</b> <ul style="list-style-type: none"><li>• Rectangular and square tubular steel construction</li><li>• Chairs suspended from tines</li><li>• 5" wheels: 2 fixed, 2 swivel</li><li>• Beige finish standard (other colors available at an upcharge)</li><li>• 67-7/8" high from floor, empty</li><li>• NOTE: Cannot store tablet arm chairs</li></ul>	KDT84	<input type="checkbox"/> <input type="checkbox"/> <input type="checkbox"/>	<input type="checkbox"/> <input type="checkbox"/>	100.0#
	CONSULT GENERAL INFORMATION PAGE FOR APPROPRIATE CADDY FOR SELECTED CHAIRS.				
		<b>A</b>	<b>B</b>	<b>C</b>	

## HOW TO ORDER

Indicate the following information on order form:

1. Quantity of each item.
2. Model number, including options. See "How To Build a Model Number".
3. Any special service required.

Note:

- The ☐ indicates that a choice is required.
- The absence of the ☐ indicates that no choice is required.
- Alpha-numeric characters in place of ☐ indicate that no other alternatives are available.

## HOW TO BUILD A MODEL NUMBER

- A** Select basic model.
- B** Select frame color.  
Refer to the **Product Color Options** page in this price list.
- C** Select base option.
- |           |                                |
|-----------|--------------------------------|
| <b>C</b>  | - Standard swivel/fixed wheels |
| <b>SC</b> | - All swivel wheels; add \$23  |





# Folding Chair Storage and Accessories

Folding Chairs (Delivered Pricing)

Delivered  
Pricing

\$ 1696

**SPECIAL SERVICES**

**Special Carton Marking**

With specially marked information      N/C


**Shipping**

Ships **assembled, FOB Bonduel, WI 54107, freight prepaid.** Freight class 70.

Specifications and prices are subject to change without prior notice.

# Folding Chair Storage and Accessories

Folding Chairs (Freight Excluded Pricing)

	MODEL	Features	MODEL NUMBER			Approx. Packaged Weight
			Basic Model	Frame Color	Base	
 CCAD	<b>Double-Tier Storage Caddy</b>		KDT84	<input type="checkbox"/> <input type="checkbox"/> <input type="checkbox"/>	<input type="checkbox"/> <input type="checkbox"/>	100.0#
	• Rectangular and square tubular steel construction					
	• Chairs suspended from tines					
	• 5" wheels: 2 fixed, 2 swivel					
	• Beige finish standard (other colors available at an upcharge)					
	• 67-7/8" high from floor, empty					
	• NOTE: Cannot store tablet arm chairs					
	CONSULT GENERAL INFORMATION PAGE FOR APPROPRIATE CADDY FOR SELECTED CHAIRS.					
			<b>A</b>	<b>B</b>	<b>C</b>	

## HOW TO ORDER

Indicate the following information on order form:

- Quantity of each item.
- Model number, including options. See "How To Build a Model Number".
- Any special service required.

Note:

- The ☐ indicates that a choice is required.
- The absence of the ☐ indicates that no choice is required.
- Alpha-numeric characters in place of ☐ indicate that no other alternatives are available.

## HOW TO BUILD A MODEL NUMBER

- A** Select basic model.
- B** Select frame color.  
Refer to the **Product Color Options** page in this price list.
- C** Select base option.
- |           |                                |
|-----------|--------------------------------|
| <b>C</b>  | - Standard swivel/fixed wheels |
| <b>SC</b> | - All swivel wheels; add \$23  |



# Folding Chair Storage and Accessories

Folding Chairs (Freight Excluded Pricing)

Freight  
Excluded  
Pricing

\$ 1335

**SPECIAL SERVICES**

**Special Carton Marking**

With specially marked information      N/C





**Shipping**

Ships **assembled, FOB Bonduel, WI 54107, freight excluded.** Freight class 70.

Specifications and prices are subject to change without prior notice.

# Folding Chair Storage and Accessories

Folding Chairs (Delivered Pricing)

			MODEL NUMBER		Approx. Packaged Weight
			Basic Model	Frame Color	
	<b>Replacement Feet</b> <ul style="list-style-type: none"><li>High-impact polypropylene</li></ul>	100,300,700,734	53.6150.BE.I		0.0#
		100,300,700,734	53.6150.BL.I		0.0#
		100,300,700,734	53.6150.GR.I		0.0#
		100,300,700,734	06.0006.WH		0.0#
HRDPT					
	<b>Replacement Feet</b> <ul style="list-style-type: none"><li>Rubber foot</li></ul>	100,300,700	06.0020.BE		0.0#
HRDPT					
	<b>Ganging Clamp</b> <ul style="list-style-type: none"><li>Removable</li><li>Fits 100, 300, and 700 chairs</li><li>1 clamp per chair required</li><li>Will not work on tablet arm chairs</li></ul>		85.1505	<input type="checkbox"/> <input type="checkbox"/> <input type="checkbox"/>	0.1#
HRDPT					
	<b>Replacement Bumpers (Cap)</b> <ul style="list-style-type: none"><li>Plastic bumper fits into top end of rear leg above hinge</li></ul>	100,300,700	53.6154.BE.I		0.0#
		100,300,700	53.6154.BL.I		0.0#
		100,300,700	53.6154.GR.I		0.0#
		100,300,700	06.0050.WH		0.0#
HRDPT					

**A**

**B**

## HOW TO ORDER

Indicate the following information on order form:

- Quantity of each item.
- Model number, including options. See “How To Build a Model Number”.
- Any special service required.

Note:

- The ☐ indicates that a choice is required.
- The absence of the ☐ indicates that no choice is required.
- Alpha-numeric characters in place of ☐ indicate that no other alternatives are available.

## HOW TO BUILD A MODEL NUMBER

- A** Select basic model.
- B** Select frame color.  
Refer to the **Product Color Options** page in this price list.



# Folding Chair Storage and Accessories

Folding Chairs (Delivered Pricing)

Delivered  
Pricing

\$ 1

1

1

1

\$ 2

2

\$ 2

2

\$ 1

1

1

1

## SPECIAL SERVICES

### Special Carton Marking

With specially marked information N/C





### Shipping

Ships **assembled, FOB Bonduel, WI 54107, freight prepaid.** Freight class 70.

Specifications and prices are subject to change without prior notice.

# Folding Chair Storage and Accessories

Folding Chairs (Freight Excluded Pricing)

			MODEL NUMBER		Approx. Packaged Weight
			Basic Model	Frame Color	
	<b>Replacement Feet</b> <ul style="list-style-type: none"><li>High-impact polypropylene</li></ul>	100,300,700,734	53.6150.BE.I		0.0#
		100,300,700,734	53.6150.BL.I		0.0#
		100,300,700,734	53.6150.GR.I		0.0#
		100,300,700,734	06.0006.WH		0.0#
HRDPT					
	<b>Replacement Feet</b> <ul style="list-style-type: none"><li>Rubber foot</li></ul>	100,300,700	06.0020.BE		0.0#
HRDPT					
	<b>Ganging Clamp</b> <ul style="list-style-type: none"><li>Removable</li><li>Fits 100, 300, and 700 chairs</li><li>1 clamp per chair required</li><li>Will not work on tablet arm chairs</li></ul>		85.1505	<input type="checkbox"/> <input type="checkbox"/> <input type="checkbox"/>	0.1#
HRDPT					
	<b>Replacement Bumpers (Cap)</b> <ul style="list-style-type: none"><li>Plastic bumper fits into top end of rear leg above hinge</li></ul>	100,300,700	53.6154.BE.I		0.0#
		100,300,700	53.6154.BL.I		0.0#
		100,300,700	53.6154.GR.I		0.0#
		100,300,700	06.0050.WH		0.0#
HRDPT					

**A**

**B**

## HOW TO ORDER

Indicate the following information on order form:

- Quantity of each item.
- Model number, including options. See “How To Build a Model Number”.
- Any special service required.

Note:

- The ☐ indicates that a choice is required.
- The absence of the ☐ indicates that no choice is required.
- Alpha-numeric characters in place of ☐ indicate that no other alternatives are available.

## HOW TO BUILD A MODEL NUMBER

- A** Select basic model.
- B** Select frame color.  
Refer to the **Product Color Options** page in this price list.



# Folding Chair Storage and Accessories

Folding Chairs (Freight Excluded Pricing)

Freight Excluded Pricing	
\$	1
	1
	1
	1
\$	2
\$	2
\$	1
	1
	1
	1

**SPECIAL SERVICES**

**Special Carton Marking**

With specially marked information      N/C

**Shipping**

Ships **assembled, FOB Bonduel, WI 54107, freight excluded.** Freight class 70.

Specifications and prices are subject to change without prior notice.

# Industrial Adjustable Stools

## General Information



Steel Seat Stool  
(630)



Upholstered Seat Stool (618U)



Wood Seat Stool  
(624WA)

Features			
Three height ranges available	•	•	•
Adjustable height legs optional	•	•	•
Masonite hardboard seat	•		
Wood seat			•
Upholstered seat		•	
General Dimensions			
Seat height	18", 24", 30"	18" - 38"	19" - 39"
Seat diameter	14"	14"	14"
Base spread	23-1/5"	19-1/4"	20-9/10"

### 600 SERIES INDUSTRIAL STOOLS SPECIFICATIONS

#### Frames

Two leg sections of 18-gauge, 7/8" o.d. seam-welded tubular steel are crossed and welded together. Footring and leg frame are welded into a single unit. Footrings are 18-gauge, 5/8" o.d.; shaped for an enlarged weld area at point of contact with leg. Replaceable polyethylene feet.

#### Steel Seat

20-gauge die-formed steel pan with fully curled edges for strength and safety. 14" diameter. Tempered hardboard Masonite inset riveted into seat recess.

#### Upholstered Seat

20-gauge die-formed steel pan. 14" diameter. Replaceable 5/8" foam pad mounted to linerboard, fastened into seat recess with mechanical fasteners. Upholstered in vinyl.

#### Wood Seat

14" diameter, 1-1/4" hardwood (rubberwood) with clear lacquer finish. Attached to seat with screws.

#### Polypropylene Stool Seats

Injection-molded thermoplastic with integral rib construction for strength. 13" diameter. Color permeates throughout. White marks may occur at four spots on the front edge of seat but does not alter the structural integrity of the chair.

#### Nonstandard Steel Stool Seat Heights

Minimum order of 10 stools. Minimum height is 15". Specify standard model with next greater height than required.

#### Base Spreads

Base spread for 18" stools are 14"; 24" stools are 15-1/4"; 30" stools are 15-1/2".

#### Glides

Glides are available on standard or

adjustable stools. Glides are optional on non-adjustable stools.

#### Frame Finish

Baked-on, electrostatically-applied epoxy powder coating.





# Industrial Adjustable Stools

General Information



**Steel Seat/Back Stool  
(618B)**



**Upholstered Seat/Back Stool  
(630BU)**



**Wood Seat/Back Stool  
(624BW)**



**Polypropylene Seat Stool  
(624P)**

## Features

Three height ranges available	•	•	•	
Adjustable height legs optional	•	•	•	
Masonite hardboard seat	•			
Wood seat			•	
Upholstered seat		•		
Steel backrest	•		•	
Polypropylene seat				•
Upholstered backrest		•		

## General Dimensions

Seat height	18" - 38"	18" - 38"	18" - 38"	18" - 38"
Seat diameter	14"	14"	14"	14"
Backrest height	13-3/8" - 15-3/8"	13-3/8" - 15-3/8"	13-3/8" - 15-3/8"	
Backrest width	11-3/4"	11-3/4"	11-3/4"	
Base spread	19-1/4"	21-1/5"	20-9/10"	20-9/10"

## INFORMATION

### Warranty

Refer to KI Terms & Conditions document or visit [ki.com](http://ki.com)

# Industrial Adjustable Stools

## General Information



Upholstered Seat Stool  
(830A)



Upholstered Seat/Back Stool  
(830BA)

Features		
Three height ranges available	•	•
Adjustable height legs optional	•	•
Upholstered seat	•	•
Upholstered backrest		•
General Dimensions		
Seat height	19" - 39"	18" - 38"
Seat diameter	14"	14"
Backrest height from seat		13-3/8" - 15-3/8"
Backrest width		11-3/4"
Base spread	15-1/2"	15-1/2"

### 800 SERIES INDUSTRIAL STOOLS SPECIFICATIONS

#### Frames

Two leg sections of 18-gauge, 7/8" o.d. seam-welded tubular steel are crossed and welded together. Footring and leg frame are welded into a single unit. Footrings are 18-gauge, 5/8" o.d. Footrings are shaped for an enlarged weld area at point of contact with leg. Replaceable polyethylene feet.

#### Steel Backrest

18-gauge curved steel back with 6-gauge steel support. 2" height and 2" depth adjustment range.

#### Upholstered Backrest

18-gauge curved steel back with 6-gauge steel support. 5/8" foam pad upholstered in vinyl. Replaceable. 2" height and 2" depth adjustment range.

#### 800 Series Steel Seat

Heavy-gauge die-formed steel pan, 14"

diameter. 1-1/8" foam pad upholstered in vinyl, fastened to linerboard.

#### Adjustable Legs

Nickel-plated telescoping leg section is drilled and tapped for set screw. The height range is 8" in 1" increments. Self-leveling stainless steel capped glides.

#### Base Spreads

Base spread are 13-1/2" (718); 15" (724); 15" (730); 14" (818); 14-1/2" (824); 15-1/2" (830).

#### Frame Finish

Baked-on, electrostatically-applied epoxy powder coating.



# Industrial Adjustable Stools

General Information

## INFORMATION

### Warranty

Refer to KI Terms & Conditions document  
or visit [ki.com](http://ki.com)

# Industrial Adjustable Stools

Product Color Options

**Frame Color**

Azure Grey	AGM
Beige	BE
Black	BL
Brown	BR
Cayenne	CY
Blue Grey	GR
Nordic	ND
Sand	SA
Warm Grey	WG
Wet Sand	WS

**Feet/Bumper Color**

Beige	BEF
Black	BLF
Grey	GRF

**Seat Color - Polypropylene**

Black	PBL
Cayenne	PCY
Blue Grey	PGR
Light Tone	PLG
Nordic	PND
Sand	PSA
Splash	PSH

## Finish Cards

View color swatches for items listed within this document.

<u>Paints</u>	<u>Wood/Veneer</u>	<u>Molded Edges</u>	<u>Hard Plastics</u>
<u>Plastics/Poly</u>	<u>Laminates</u>	<u>Edge Styles</u>	<u>Glass</u>





# Industrial Adjustable Stools

Product Color Options

# 600 Series

Industrial Stools (Delivered Pricing)

			MODEL NUMBER					Approx. Packaged Weight
MODEL	Features	Basic Model	Frame Color	Fire Code	Upholstery Color	Feet/Bumper Color		
 600	<b>Steel Rimmed Seat Stool</b>	Fixed Height, 18"H	618	□□□			□□□	8.0#
	• Seam-welded tubular steel frame with steel seat pan	Adjustable Height, 19"-27"H	618A	□□□				11.0#
	• Fixed leg or adjustable height leg models available	Fixed Height, 24"H	624	□□□			□□□	10.0#
	• Fixed legs have polyethylene feet	Adjustable Height, 25"-33"H	624A	□□□				12.0#
	• Optional adjustable height legs have 8" range in 1" increments and have self-leveling glides	Fixed Height, 30"H	630	□□□			□□□	11.0#
	• Nickel-plated telescoping leg section locks with set screws	Adjustable Height, 31"-39"H	630A	□□□				13.0#
	• 14" diameter steel seat with tempered hardboard Masonite inset							
 600U	<b>Upholstered Seat Stool</b>	Fixed Height, 18"H	618U	□□□	□□□	□□□□□	□□□	8.0#
	• Seam-welded tubular steel frame with steel seat pan	Adjustable Height, 19"-27"H	618UA	□□□	□□□	□□□□□		11.0#
	• Fixed leg or adjustable height leg models available	Fixed Height, 24"H	624U	□□□	□□□	□□□□□	□□□	10.0#
	• Fixed legs have polyethylene feet	Adjustable Height, 25"-33"H	624UA	□□□	□□□	□□□□□		12.0#
	• Optional adjustable height legs have 8" range in 1" increments and have self-leveling glides	Fixed Height, 30"H	630U	□□□	□□□	□□□□□	□□□	11.0#
	• Nickel-plated telescoping leg section locks with set screws	Adjustable Height, 31"-39"H	630UA	□□□	□□□	□□□□□		13.0#
	• 14" diameter steel seat with upholstered seat pad							
			<b>A</b>	<b>B</b>	<b>C</b>	<b>D</b>	<b>E</b>	

## HOW TO ORDER

Indicate the following information on order form:

- Quantity of each item.
- Model number, including options. See "How To Build a Model Number".
- Any special service required.

Note: • The □ indicates that a choice is required.

- The absence of the □ indicates that no choice is required.
- Alpha-numeric characters in place of □ indicate that no other alternatives are available.

## HOW TO BUILD A MODEL NUMBER

**A** Select basic model.

**B** Select frame color.  
Refer to the **Product Color Options** page in this price list.

**C** Select fire code.  
**NFR** - Compliance to TB 117-2013  
**FR** - Compliance to TB 133  
 See Options for TB133 upcharge.

**D** Select upholstery grade/color.  
Refer to [ki.com/fabrics](http://ki.com/fabrics)

**E** Select feet/bumper color.  
Refer to the **Product Color Options** page in this price list.

## OPTIONS

### California TB133 Fire Safety Code

For California Technical Bulletin 133 compliant models, add the following upcharge:

Model = Upholstered  
 Added Lead Time=1 Week  
 Added List Price=\$9

### Nonstandard Steel Stool Seat Height

Minimum order of 10 stools. Minimum height is 15". Specify: Standard model with next greater height than required. Add Cutting Upcharge=\$15 each

### Steel Stool Adjustable Leg Components

600 Series Adjustable Legs: Installation by purchaser; includes four telescoping legs with self-leveling glides, set screws. The adjustable leg inserts ship with glides already attached.  
 Specify #13.0700.x \$25/Set of 4 legs

### Industrial Stools (Delivered Pricing)

N/A	\$	99
N/A		127
N/A		109
N/A		133
N/A		116
N/A		139


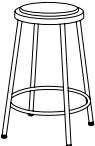
### Special Carton Marking

## Shipping

Specifications and prices are subject to change without prior notice.

# 600 Series

Industrial Stools (Freight Excluded Pricing)

			MODEL NUMBER					Approx. Packaged Weight
MODEL	Features	Basic Model	Frame Color	Fire Code	Upholstery Color	Feet/Bumper Color		
  600	<b>Steel Rimmed Seat Stool</b>	Fixed Height, 18"H	618	□□□			□□□	8.0#
	• Seam-welded tubular steel frame with steel seat pan	Adjustable Height, 19"-27"H	618A	□□□				11.0#
	• Fixed leg or adjustable height leg models available	Fixed Height, 24"H	624	□□□			□□□	10.0#
	• Fixed legs have polyethylene feet	Adjustable Height, 25"-33"H	624A	□□□				12.0#
	• Optional adjustable height legs have 8" range in 1" increments and have self-leveling glides	Fixed Height, 30"H	630	□□□			□□□	11.0#
	• Nickel-plated telescoping leg section locks with set screws	Adjustable Height, 31"-39"H	630A	□□□				13.0#
	• 14" diameter steel seat with tempered hardboard Masonite inset							
  600U	<b>Upholstered Seat Stool</b>	Fixed Height, 18"H	618U	□□□	□□□	□□□□□	□□□	8.0#
	• Seam-welded tubular steel frame with steel seat pan	Adjustable Height, 19"-27"H	618UA	□□□	□□□	□□□□□		11.0#
	• Fixed leg or adjustable height leg models available	Fixed Height, 24"H	624U	□□□	□□□	□□□□□	□□□	10.0#
	• Fixed legs have polyethylene feet	Adjustable Height, 25"-33"H	624UA	□□□	□□□	□□□□□		12.0#
	• Optional adjustable height legs have 8" range in 1" increments and have self-leveling glides	Fixed Height, 30"H	630U	□□□	□□□	□□□□□	□□□	11.0#
	• Nickel-plated telescoping leg section locks with set screws	Adjustable Height, 31"-39"H	630UA	□□□	□□□	□□□□□		13.0#
	• 14" diameter steel seat with upholstered seat pad							
			<b>A</b>	<b>B</b>	<b>C</b>	<b>D</b>	<b>E</b>	

## HOW TO ORDER

Indicate the following information on order form:

- Quantity of each item.
- Model number, including options. See "How To Build a Model Number".
- Any special service required.

Note: • The □ indicates that a choice is required.

- The absence of the □ indicates that no choice is required.
- Alpha-numeric characters in place of □ indicate that no other alternatives are available.

## HOW TO BUILD A MODEL NUMBER

**A** Select basic model.

**B** Select frame color.  
Refer to the **Product Color Options** page in this price list.

**C** Select fire code.  
**NFR** - Compliance to TB 117-2013  
**FR** - Compliance to TB 133  
See Options for TB133 upcharge.

**D** Select upholstery grade/color.  
Refer to [ki.com/fabrics](http://ki.com/fabrics)

**E** Select feet/bumper color.  
Refer to the **Product Color Options** page in this price list.

## OPTIONS

### California TB133 Fire Safety Code

For California Technical Bulletin 133 compliant models, add the following upcharge:

Model = Upholstered  
Added Lead Time=1 Week  
Added List Price=\$9

### Nonstandard Steel Stool Seat Height

Minimum order of 10 stools. Minimum height is 15". Specify: Standard model with next greater height than required. Add Cutting Upcharge=\$15 each

### Steel Stool Adjustable Leg Components

600 Series Adjustable Legs: Installation by purchaser; includes four telescoping legs with self-leveling glides, set screws. The adjustable leg inserts ship with glides already attached.  
Specify #13.0700.x \$25/Set of 4 legs






### Industrial Stools (Freight Excluded Pricing)

N/A	\$	81
N/A		102
N/A		86
N/A		107
N/A		91
N/A		110

Specifications and prices are subject to change without prior notice.

# 600 Series

Industrial Stools (Delivered Pricing)

			MODEL NUMBER					Approx. Packaged Weight		
MODEL	Features	Basic Model	Frame Color	Fire Code	Upholstery Color	Feet/Bumper Color				
  600	<b>Wood Seat</b> <ul style="list-style-type: none"><li>Seam-welded tubular steel frame with steel seat pan</li><li>Fixed legs have polyethylene feet</li><li>Optional adjustable height legs have 8" range in 1" increments and have self-leveling glides</li><li>Nickel-plated telescoping leg section locks with set screws</li><li>14" diameter, 1-1/4" rubberwood seat with clear lacquer finish</li></ul>	Fixed Height, 18"H	618W	□□□			□□□	16.0#		
		Adjustable Height, 19"-27"H	618WA	□□□					18.0#	
		Fixed Height, 24"H	624W	□□□				□□□	17.0#	
		Adjustable Height, 25"-33"H	624WA	□□□					19.0#	
		Fixed Height, 30"H	630W	□□□				□□□	18.0#	
		Adjustable Height, 31"-39"H	630WA	□□□					20.0#	
  600	<b>Steel Rimmed Seat/Backrest</b> <ul style="list-style-type: none"><li>Seam-welded tubular steel frame with steel seat pan</li><li>Fixed legs have polyethylene feet</li><li>Optional adjustable height legs have 8" range in 1" increments and have self-leveling glides</li><li>Nickel-plated telescoping leg section locks with set screws</li><li>14" diameter steel seat with tempered hardboard Masonite inset</li><li>Steel backrest with 2" vertical and 2" horizontal adjustment</li></ul>	Fixed Height, 18"H	618B	□□□				□□□	15.0#	
		Adjustable Height, 19"-27"H	618BA	□□□						17.0#
		Fixed Height, 24"H	624B	□□□					□□□	16.0#
		Adjustable Height, 25"-33"H	624BA	□□□						18.0#
		Fixed Height, 30"H	630B	□□□					□□□	17.0#
		Adjustable Height, 31"-39"H	630BA	□□□						19.0#
  600U	<b>Upholstered Seat/Backrest</b> <ul style="list-style-type: none"><li>Seam-welded tubular steel frame with steel seat pan</li><li>Fixed legs have polyethylene feet</li><li>Optional adjustable height legs have 8" range in 1" increments and have self-leveling glides</li><li>Nickel-plated telescoping leg section locks with set screws</li><li>14" diameter steel seat with vinyl upholstered seat and back pads</li><li>Backrest with 2" vertical and 2" horizontal adjustment</li></ul>	Fixed Height, 18"H	618BU	□□□	□□□	□□□□□		□□□	14.0#	
		Adjustable Height, 19"-27"H	618BUA	□□□	□□□	□□□□□				16.0#
		Fixed Height, 24"H	624BU	□□□	□□□	□□□□□			□□□	16.0#
		Adjustable Height, 25"-33"H	624BUA	□□□	□□□	□□□□□				18.0#
		Fixed Height, 30"H	630BU	□□□	□□□	□□□□□			□□□	16.0#
		Adjustable Height, 31"-39"H	630BUA	□□□	□□□	□□□□□				18.0#
			<b>A</b>	<b>B</b>	<b>C</b>	<b>D</b>	<b>E</b>			

## HOW TO ORDER

Indicate the following information on order form:

- Quantity of each item.
- Model number, including options. See "How To Build a Model Number".
- Any special service required.

Note: • The □ indicates that a choice is required.

- The absence of the □ indicates that no choice is required.
- Alpha-numeric characters in place of □ indicate that no other alternatives are available.

## HOW TO BUILD A MODEL NUMBER

**A** Select basic model.

**B** Select frame color.  
Refer to the **Product Color Options** page in this price list.

**C** Select fire code.  
**NFR** - Compliance to TB 117-2013  
**FR** - Compliance to TB 133  
See Options for TB133 upcharge.

**D** Select upholstery grade/color.  
Refer to [ki.com/fabrics](http://ki.com/fabrics)

**E** Select feet/bumper color.  
Refer to the **Product Color Options** page in this price list.

## OPTIONS

### California TB133 Fire Safety Code

For California Technical Bulletin 133 compliant models, add the following upcharge:

Model = Upholstered  
Added Lead Time=1 Week  
Added List Price=\$9

### Nonstandard Steel Stool Seat Height

Minimum order of 10 stools. Minimum height is 15". Specify: Standard model with next greater height than required. Add Cutting Upcharge=\$15 each

### Steel Stool Adjustable Leg Components

600 Series Adjustable Legs: Installation by purchaser; includes four telescoping legs with self-leveling glides, set screws. The adjustable leg inserts ship with glides already attached.  
Specify #13.0700.x \$25/Set of 4 legs



600 Series  
Industrial Stools (Delivered Pricing)

Delivered Pricing Unupholstered		Delivered Pricing Vinyl Group 1 & C.O.V.
\$	127	
	163	
	135	
	165	
	135	
	169	
\$	120	
	144	
	125	
	152	
	138	
	171	
	N/A	\$ 147
	N/A	181
	N/A	160
	N/A	186
	N/A	185
	N/A	217

SPECIAL SERVICES

Special Carton Marking

With specially marked information N/C

Shipping

Ships **assembled, FOB Bonduel, WI 54107, freight prepaid.** Freight class 125. Adjustable legs and back require assembly.

Specifications and prices are subject to change without prior notice.

**600 Series Adjustable Legs:** Installation by purchaser; includes four telescoping legs with self-leveling glides, set screws. The adjustable leg inserts ship with glides already attached.  
Specify #13.0700.x \$25/Set of 4 legs



600 Series

Industrial Stools (Freight Excluded Pricing)

Freight Excluded Pricing Unupholstered	Freight Excluded Pricing Vinyl Group 1 & C.O.V.
\$ 98	
127	
104	
131	
105	
134	
\$ 91	
108	
98	
117	
117	
139	
N/A	\$ 118
N/A	141
N/A	128
N/A	146
N/A	152
N/A	179

SPECIAL SERVICES

Special Carton Marking

With specially marked information N/C

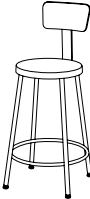
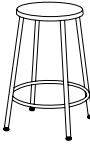
Shipping

Ships **assembled, FOB Bonduel, WI 54107, freight excluded.** Freight class 125. Adjustable legs and back require assembly.

Specifications and prices are subject to change without prior notice.

# 600 Series

Industrial Stools (Delivered Pricing)

			MODEL NUMBER				
MODEL		Features	Basic Model	Frame Color	Seat Color	Feet/Bumper Color	Approx. Packaged Weight
	<b>Wood Seat/Backrest Stool</b> <ul style="list-style-type: none"><li>Seam-welded tubular steel frame with steel seat pan</li><li>Enamel frame</li><li>Fixed legs have polyethylene feet</li><li>Optional adjustable height legs have 8" range in 1" increments and have self-leveling glides</li><li>Nickel-plated telescoping leg section locks with set screws</li><li>14" diameter, 1-1/4" rubberwood seat with clear lacquer finish</li><li>Steel backrest with 2" vertical and 2" horizontal adjustment</li></ul>	Fixed Height, 18"H	618BW	<input type="checkbox"/> <input type="checkbox"/> <input type="checkbox"/>		<input type="checkbox"/> <input type="checkbox"/> <input type="checkbox"/>	16.0#
		Adjustable Height, 19"-27"H	618BWA	<input type="checkbox"/> <input type="checkbox"/> <input type="checkbox"/>			18.0#
		Fixed Height, 24"H	624BW	<input type="checkbox"/> <input type="checkbox"/> <input type="checkbox"/>		<input type="checkbox"/> <input type="checkbox"/> <input type="checkbox"/>	17.0#
		Adjustable Height, 25"-33"H	624BWA	<input type="checkbox"/> <input type="checkbox"/> <input type="checkbox"/>			19.0#
		Fixed Height, 30"H	630BW	<input type="checkbox"/> <input type="checkbox"/> <input type="checkbox"/>		<input type="checkbox"/> <input type="checkbox"/> <input type="checkbox"/>	18.0#
		Adjustable Height, 31"-39"H	630BWA	<input type="checkbox"/> <input type="checkbox"/> <input type="checkbox"/>			20.0#
	<b>Polypropylene Seat</b> <ul style="list-style-type: none"><li>Seam-welded tubular steel frame with steel seat pan</li><li>Enamel frame</li><li>Fixed legs have polyethylene feet</li><li>Optional adjustable height legs have 8" range in 1" increments and have self-leveling glides</li><li>Nickel-plated telescoping leg section locks with set screws</li><li>13" diameter polypropylene seat attaches to steel mounting plate which is welded to legs</li></ul>	Fixed Height, 18"H	618P	<input type="checkbox"/> <input type="checkbox"/> <input type="checkbox"/>	<input type="checkbox"/> <input type="checkbox"/> <input type="checkbox"/>	<input type="checkbox"/> <input type="checkbox"/> <input type="checkbox"/>	16.0#
		Adjustable Height, 19"-27"H	618PA	<input type="checkbox"/> <input type="checkbox"/> <input type="checkbox"/>	<input type="checkbox"/> <input type="checkbox"/> <input type="checkbox"/>		18.0#
		Fixed Height, 24"H	624P	<input type="checkbox"/> <input type="checkbox"/> <input type="checkbox"/>	<input type="checkbox"/> <input type="checkbox"/> <input type="checkbox"/>	<input type="checkbox"/> <input type="checkbox"/> <input type="checkbox"/>	17.0#
		Adjustable Height, 25"-33"H	624PA	<input type="checkbox"/> <input type="checkbox"/> <input type="checkbox"/>	<input type="checkbox"/> <input type="checkbox"/> <input type="checkbox"/>		19.0#
		Fixed Height, 30"H	630P	<input type="checkbox"/> <input type="checkbox"/> <input type="checkbox"/>	<input type="checkbox"/> <input type="checkbox"/> <input type="checkbox"/>	<input type="checkbox"/> <input type="checkbox"/> <input type="checkbox"/>	18.0#
		Adjustable Height, 31"-39"H	630PA	<input type="checkbox"/> <input type="checkbox"/> <input type="checkbox"/>	<input type="checkbox"/> <input type="checkbox"/> <input type="checkbox"/>		20.0#
			<b>A</b>	<b>B</b>	<b>C</b>	<b>D</b>	

## HOW TO ORDER

Indicate the following information on order form:

- Quantity of each item.
- Model number, including options. See "How To Build a Model Number".
- Any special service required.

Note:

- The ☐ indicates that a choice is required.
- The absence of the ☐ indicates that no choice is required.
- Alpha-numeric characters in place of ☐ indicate that no other alternatives are available.

## HOW TO BUILD A MODEL NUMBER

- A** Select basic model.
- B** Select frame color.  
Refer to the **Product Color Options** page in this price list.
- C** Select seat color.  
Refer to the **Product Color Options** page in this price list.
- D** Select feet/bumper color.  
Refer to the **Product Color Options** page in this price list.

## OPTIONS

**Nonstandard Steel Stool Seat Height**  
Minimum order of 10 stools. Minimum height is 15". Specify: Standard model with next greater height than required. Add Cutting Upcharge=\$15 each

**Steel Stool Adjustable Leg Components**  
600 Series Adjustable Legs: Installation by purchaser; includes four telescoping legs with self-leveling glides, set screws. The adjustable leg inserts ship with glides already attached.  
Specify #13.0700.x \$25/Set of 4 legs



600 Series  
Industrial Stools (Delivered Pricing)

Delivered Pricing Unupholstered	
\$	186
	219
	196
	213
	175
	211
\$	93
	129
	99
	131
	103
	140

SPECIAL SERVICES

Special Carton Marking

With specially marked information      N/C

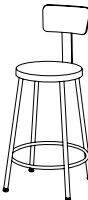

Shipping

Ships **assembled, FOB Bonduel, WI 54107, freight prepaid.** Freight class 125. Adjustable legs and back require assembly.

Specifications and prices are subject to change without prior notice.

# 600 Series

Industrial Stools (Freight Excluded Pricing)

			MODEL NUMBER					
	MODEL	Features	Basic Model	Frame Color	Seat Color	Feet/Bumper Color	Approx. Packaged Weight	
  600	<b>Wood Seat/Backrest Stool</b> <ul style="list-style-type: none"><li>Seam-welded tubular steel frame with steel seat pan</li><li>Enamel frame</li><li>Fixed legs have polyethylene feet</li><li>Optional adjustable height legs have 8" range in 1" increments and have self-leveling glides</li><li>Nickel-plated telescoping leg section locks with set screws</li><li>14" diameter, 1-1/4" rubberwood seat with clear lacquer finish</li><li>Steel backrest with 2" vertical and 2" horizontal adjustment</li></ul>	Fixed Height, 18"H	618BW	<input type="checkbox"/> <input type="checkbox"/> <input type="checkbox"/>		<input type="checkbox"/> <input type="checkbox"/> <input type="checkbox"/>	16.0#	
		Adjustable Height, 19"-27"H	618BWA	<input type="checkbox"/> <input type="checkbox"/> <input type="checkbox"/>				18.0#
		Fixed Height, 24"H	624BW	<input type="checkbox"/> <input type="checkbox"/> <input type="checkbox"/>		<input type="checkbox"/> <input type="checkbox"/> <input type="checkbox"/>		17.0#
		Adjustable Height, 25"-33"H	624BWA	<input type="checkbox"/> <input type="checkbox"/> <input type="checkbox"/>				19.0#
		Fixed Height, 30"H	630BW	<input type="checkbox"/> <input type="checkbox"/> <input type="checkbox"/>		<input type="checkbox"/> <input type="checkbox"/> <input type="checkbox"/>		18.0#
		Adjustable Height, 31"-39"H	630BWA	<input type="checkbox"/> <input type="checkbox"/> <input type="checkbox"/>				20.0#
  600	<b>Polypropylene Seat</b> <ul style="list-style-type: none"><li>Seam-welded tubular steel frame with steel seat pan</li><li>Enamel frame</li><li>Fixed legs have polyethylene feet</li><li>Optional adjustable height legs have 8" range in 1" increments and have self-leveling glides</li><li>Nickel-plated telescoping leg section locks with set screws</li><li>13" diameter polypropylene seat attaches to steel mounting plate which is welded to legs</li></ul>	Fixed Height, 18"H	618P	<input type="checkbox"/> <input type="checkbox"/> <input type="checkbox"/>	<input type="checkbox"/> <input type="checkbox"/> <input type="checkbox"/>	<input type="checkbox"/> <input type="checkbox"/> <input type="checkbox"/>	16.0#	
		Adjustable Height, 19"-27"H	618PA	<input type="checkbox"/> <input type="checkbox"/> <input type="checkbox"/>	<input type="checkbox"/> <input type="checkbox"/> <input type="checkbox"/>			18.0#
		Fixed Height, 24"H	624P	<input type="checkbox"/> <input type="checkbox"/> <input type="checkbox"/>	<input type="checkbox"/> <input type="checkbox"/> <input type="checkbox"/>	<input type="checkbox"/> <input type="checkbox"/> <input type="checkbox"/>		17.0#
		Adjustable Height, 25"-33"H	624PA	<input type="checkbox"/> <input type="checkbox"/> <input type="checkbox"/>	<input type="checkbox"/> <input type="checkbox"/> <input type="checkbox"/>			19.0#
		Fixed Height, 30"H	630P	<input type="checkbox"/> <input type="checkbox"/> <input type="checkbox"/>	<input type="checkbox"/> <input type="checkbox"/> <input type="checkbox"/>	<input type="checkbox"/> <input type="checkbox"/> <input type="checkbox"/>		18.0#
		Adjustable Height, 31"-39"H	630PA	<input type="checkbox"/> <input type="checkbox"/> <input type="checkbox"/>	<input type="checkbox"/> <input type="checkbox"/> <input type="checkbox"/>			20.0#
			<b>A</b>	<b>B</b>	<b>C</b>	<b>D</b>		

## HOW TO ORDER

Indicate the following information on order form:

- Quantity of each item.
- Model number, including options. See "How To Build a Model Number".
- Any special service required.

Note:

- The ☐ indicates that a choice is required.
- The absence of the ☐ indicates that no choice is required.
- Alpha-numeric characters in place of ☐ indicate that no other alternatives are available.

## HOW TO BUILD A MODEL NUMBER

- A** Select basic model.
- B** Select frame color.  
Refer to the **Product Color Options** page in this price list.
- C** Select seat color.  
Refer to the **Product Color Options** page in this price list.
- D** Select feet/bumper color.  
Refer to the **Product Color Options** page in this price list.

## OPTIONS

**Nonstandard Steel Stool Seat Height**  
Minimum order of 10 stools. Minimum height is 15". Specify: Standard model with next greater height than required. Add Cutting Upcharge=\$15 each

**Steel Stool Adjustable Leg Components**  
600 Series Adjustable Legs: Installation by purchaser; includes four telescoping legs with self-leveling glides, set screws. The adjustable leg inserts ship with glides already attached.  
Specify #13.0700.x \$25/Set of 4 legs





600 Series

Industrial Stools (Freight Excluded Pricing)

Freight Excluded Pricing	
\$	144
	163
	156
	165
	138
	168
\$	72
	105
	77
	108
	80
	117

SPECIAL SERVICES

Special Carton Marking

With specially marked information      N/C

Shipping

Ships **assembled, FOB Bonduel, WI 54107, freight excluded.** Freight class 125. Adjustable legs and back require assembly.

Specifications and prices are subject to change without prior notice.

**800 Series Adjustable Legs:** May be added to any stool except 828SB. Installation by purchaser; includes four telescoping legs with self-leveling glides, set screws. The adjustable leg inserts ship with glides already attached.  
Specify #13.0700.x \$25/Set of 4 legs



800 Series  
Industrial Stools (Delivered Pricing)

Delivered Pricing Vinyl Group 1 & C.O.V.	
\$	146
	176
	153
	187
	160
	185
\$	192
	228
	206
	233
	206
	238

SPECIAL SERVICES

Special Carton Marking

With specially marked information      N/C



Shipping

Ships **knocked down, FOB Bonduel, WI 54107, freight prepaid.** Freight class 125.

Specifications and prices are subject to change without prior notice.

# 800 Series

Industrial Stools (Freight Excluded Pricing)

			MODEL NUMBER					Approx. Packaged Weight
MODEL	Features	Basic Model	Frame Color	Fire Code	Upholstery Color	Feet/Bumper Color		
 800U	<b>Upholstered Seat Stool</b>	Fixed, 18"H	818	□□□	□□□	□□□□□	□□□	9.0#
	• Seam-welded tubular steel frame with steel seat pan	Adjustable, 19"-27"H	818A	□□□	□□□	□□□□□		11.0#
	• Enamel frame	Fixed, 24"H	824	□□□	□□□	□□□□□	□□□	10.0#
	• Adjustable height legs have 8" range in 1" increments and have self-leveling glides	Adjustable, 25"-33"H	824A	□□□	□□□	□□□□□		12.0#
	• Nickel-plated telescoping leg section locks with set screws	Fixed, 30"H	830	□□□	□□□	□□□□□	□□□	12.0#
	• 14" diameter seat	Adjustable, 31"-39"H	830A	□□□	□□□	□□□□□		14.0#
	• Foam cushioned seat upholstered in vinyl upholstery							
 800U	<b>Upholstered Seat/Backrest</b>	Fixed, 18"H	818B	□□□	□□□	□□□□□	□□□	15.0#
	• Seam-welded tubular steel frame with steel seat pan	Adjustable, 19"-27"H	818BA	□□□	□□□	□□□□□		17.0#
	• Enamel frame	Fixed, 24"H	824B	□□□	□□□	□□□□□	□□□	16.0#
	• Fixed legs have polyethylene feet	Adjustable, 25"-33"H	824BA	□□□	□□□	□□□□□		18.0#
	• Adjustable height legs have 8" range in 1" increments and have self-leveling glides	Fixed, 30"H	830B	□□□	□□□	□□□□□	□□□	18.0#
	• Nickel-plated telescoping leg section locks with set screws	Adjustable, 31"-39"H	830BA	□□□	□□□	□□□□□		20.0#
	• 14" diameter seat							
	• Foam cushioned seat and backrest upholstered in vinyl upholstery							
	• Backrest has 2" vertical and 2" horizontal adjustment							
			<b>A</b>	<b>B</b>	<b>C</b>	<b>D</b>	<b>E</b>	

## HOW TO ORDER

Indicate the following information on order form:

- Quantity of each item.
- Model number, including options. See "How To Build a Model Number".
- Any special service required.

Note: • The □ indicates that a choice is required.

- The absence of the □ indicates that no choice is required.
- Alpha-numeric characters in place of □ indicate that no other alternatives are available.

## HOW TO BUILD A MODEL NUMBER

**A** Select basic model.

**B** Select frame color.  
Refer to the **Product Color Options** page in this price list.

**C** Select fire code.  
**NFR** - Compliance to TB 117-2013  
**FR** - Compliance to TB 133  
 See Options for TB133 upcharge.

**D** Select upholstery grade/color.  
Refer to [ki.com/fabrics](http://ki.com/fabrics)

**E** Select feet/bumper color.  
Refer to the **Product Color Options** page in this price list.

## OPTIONS

### California TB133 Fire Safety Code

For California Technical Bulletin 133 compliant models, add the following upcharge:

Model = Upholstered  
 Added Lead Time=1 Week  
 Added List Price=\$12

### Nonstandard Steel Stool Seat Height

Minimum order of 10 stools. Minimum height is 15". Specify: Standard model with next greater height than required. Add Cutting Upcharge=\$15 each

### Steel Stool Adjustable Leg Components

800 Series Adjustable Legs: May be added to any stool except 828SB. Installation by purchaser; includes four telescoping legs with self-leveling glides, set screws. The adjustable leg inserts ship with glides already attached.  
 Specify #13.0700.x \$25/Set of 4 legs



800 Series

Industrial Stools (Freight Excluded Pricing)

Freight Excluded Pricing Vinyl Group 1 & C.O.V.	
\$	121
	144
	128
	160
	131
	152
\$	168
	183
	168
	191
	171
	191

SPECIAL SERVICES

Special Carton Marking

With specially marked information N/C

Shipping

Ships **knocked down, FOB Bonduel, WI 54107, freight excluded** Freight class 125.

Specifications and prices are subject to change without prior notice.

# Medical and Laboratory

General Information



KICL12                      KICL13                      KICL14                      KICL15

Features				
Upholstered seat	•	•	•	•
Casters	•	•	•	•
Pneumatic seat height adjustment	•	•	•	•
General Dimensions				
Seat height	16" - 21"	22" - 32"	16" - 21"	16" - 21"
Overall height	16" - 21"	22" - 32"	16" - 21"	28" - 36"
Seat diameter	16"	16"	16"	16"
Back size				13"W x 9"H
Overall width	19"	19"	19"	25"

## SPECIFICATIONS

### Medical & Laboratory Stools are shipped unassembled.

**Upholstered Seat**  
The seat has a unibody molded 2-1/2" HR foam on plywood.

**Pneumatic Ring**  
The KICL12 and KICL13 stools offer height adjustment with a pneumatic 360-degree, hand-activated ring. The KICL14 and KICL15 stools offer height adjustment with a pneumatic 360-degree, foot-activated ring.

**Pneumatic Cylinder**  
Cylinders have a 5" range, except the KICL13 stool which has a 10" range.

**Base**  
The KICL12, KICL13, and KICL14 have a 20" base. The KICL15 has a 24" base. All bases are die-cast aluminum with a chrome finish.

**Casters**  
All stools have safety soft casters.

## INFORMATION

**C.O.M. Testing and Production Requirements**  
Not all materials are suitable for upholstering this product. A 1 yd. x 54" sample must be submitted and approved prior to acceptance of an order. If the fabric is directional in pattern or weave, the direction must be indicated on the submitted sample, and additional yardage may be requested.

Test samples must be sent to:  
  
KICL  
Attn: C.O.M. Department  
1110 S. Mildred Ave.  
Ontario, CA 91761

**Fabric Disclaimer**  
Fabric will be applied as swatched by the fabric manufacturer. Fabric that is required

to be applied differently than is swatched will need a Special Cost Request written specifying the direction the fabric is to be applied. The posted standard lead time will apply to the Special Cost Request.







## INFORMATION

### Warranty

Refer to KI Terms & Conditions document  
or visit [ki.com](http://ki.com)

# Medical and Laboratory

## Stools

	MODEL	MODEL NUMBER			Approx. Packaged Weight	Delivered Pricing Fabric Grade 1 & C.O.M.	Delivered Pricing Fabric Grade 2
		Basic Model	Fire Code	Upholstery Color			
 EXAM	<b>KICL12 Stool</b> <ul style="list-style-type: none"><li>• 5" Seat height range</li><li>• 360-degree, hand activation pneumatic</li></ul>	KICL12	<input type="checkbox"/> <input type="checkbox"/> <input type="checkbox"/>	<input type="checkbox"/> <input type="checkbox"/> <input type="checkbox"/> <input type="checkbox"/> <input type="checkbox"/>	28.0#	\$ 318	\$ 372
 EXAM	<b>KICL13 Stool</b> <ul style="list-style-type: none"><li>• 10" Seat height range</li><li>• 360-degree, hand activation pneumatic</li><li>• 18" chrome footring</li></ul>	KICL13	<input type="checkbox"/> <input type="checkbox"/> <input type="checkbox"/>	<input type="checkbox"/> <input type="checkbox"/> <input type="checkbox"/> <input type="checkbox"/> <input type="checkbox"/>	28.0#	\$ 440	\$ 495
 EXAM	<b>KICL14 Stool</b> <ul style="list-style-type: none"><li>• 5" Seat height range</li><li>• 360-degree, foot activation pneumatic</li></ul>	KICL14	<input type="checkbox"/> <input type="checkbox"/> <input type="checkbox"/>	<input type="checkbox"/> <input type="checkbox"/> <input type="checkbox"/> <input type="checkbox"/> <input type="checkbox"/>	28.0#	\$ 454	\$ 509
 EXAM	<b>KICL15 Stool</b> <ul style="list-style-type: none"><li>• 5" Seat height range</li><li>• 360-degree, foot activation pneumatic</li></ul>	KICL15	<input type="checkbox"/> <input type="checkbox"/> <input type="checkbox"/>	<input type="checkbox"/> <input type="checkbox"/> <input type="checkbox"/> <input type="checkbox"/> <input type="checkbox"/>	33.0#	\$ 612	\$ 677
		<b>A</b>	<b>B</b>	<b>C</b>			

### HOW TO ORDER

Indicate the following information on order form:

1. Quantity of each item.
2. Model number, including options. See "How To Build a Model Number".
3. Any special service required.

Note:

- The ☐ indicates that a choice is required.
- The absence of the ☐ indicates that no choice is required.
- Alpha-numeric characters in place of ☐ indicate that no other alternatives are available.

### HOW TO BUILD A MODEL NUMBER

- A** Select basic model.
- B** Select fire code.
- |            |                             |
|------------|-----------------------------|
| <b>NFR</b> | - Compliance to TB 117-2013 |
| <b>FR</b>  | - Compliance to TB 133      |
- See Options for TB133 upcharge.
- C** Select upholstery grade/color.
- Refer to [ki.com/fabrics](https://www.ki.com/fabrics)

### OPTIONS

**C.O.M. Upholstery**

C.O.M. requirement for KICL12, KICL13, and KICL14 is 3/4 yards per chair of 54" wide nondirectional fabric. C.O.M. requirement for KICL15 is 1 yard per chair of 54" wide nondirectional fabric. For complete information on ordering C.O.M., see "Ordering C.O.M., C.O.V. and C.O.L. section."





# Medical and Laboratory

Stools

Delivered Pricing Fabric Grade 3	Delivered Pricing C.O.V.	Delivered Pricing Vinyl Group 2V	Delivered Pricing Pallas Fabric Group P0	Delivered Pricing Pallas Fabric Group P1	Delivered Pricing Pallas Fabric Group P2	Delivered Pricing Pallas Fabric Group P3	Delivered Pricing Pallas Fabric Group P4
\$ 378	\$ 318	\$ 378	\$ 363	\$ 402	\$ 424	\$ 449	\$ 467
\$ 501	\$ 440	\$ 501	\$ 485	\$ 524	\$ 548	\$ 571	\$ 591
\$ 515	\$ 454	\$ 515	\$ 500	\$ 541	\$ 561	\$ 583	\$ 603
\$ 693	\$ 612	\$ 693	\$ 682	\$ 724	\$ 752	\$ 785	\$ 808

OPTIONS

**California TB133 Fire Safety Code**  
For California Technical Bulletin 133 compli-  
ant models, add the following upcharge:  
Model = Upholstered  
Added Lead Time-1 Week  
Added List Price=\$102

SPECIAL SERVICES

**Special Carton Marking**  
With specially marked information      N/C

**Shipping**  
Ships **knocked down, FOB Ontario, CA 91761, freight prepaid.** Freight class 125.

Specifications and prices are subject to  
change without prior notice.

# Index

Model No.	Description	Page	Model No.	Description	Page
06.0020.BE	Folding Chairs (Delivered Pricing): Replacement Feet	98			
101	Folding Chairs (Delivered Pricing): Steel Seat	16			
103S	Folding Chairs (Delivered Pricing): Upholstered Seat	16			
104S	Folding Chairs (Delivered Pricing): Upholstered Seat and Back	16			
1103	Folding Chairs (Delivered Pricing): Upholstered Seat	40			
1104	Folding Chairs (Delivered Pricing): Upholstered Seat and Back	40			
301D	Folding Chairs (Delivered Pricing): Steel Seat	20			
301DTAR/BE/LOK	Folding Chairs (Delivered Pricing): Tablet Arm and Steel Seat	72			
301DVTAR/WG/GY/LGE					
	Folding Chairs (Delivered Pricing): Tablet Arm and Vinyl Upholstered Seat	72			
303DS	Folding Chairs (Delivered Pricing): Upholstered Seat	20			
304DS	Folding Chairs (Delivered Pricing): Upholstered Seat and Back	20			
331D/BE	Folding Chairs (Delivered Pricing): Steel Seat Double Hinge w/ 3 Crossbraces	60			
344DF/BE/FBE	Folding Chairs (Delivered Pricing): Fabric Upholstered	68			
344DV/BE/VBE	Folding Chairs (Delivered Pricing): Vinyl Upholstered	68			
53.6150.BE.I	Folding Chairs (Delivered Pricing): Replacement Feet	98			
53.6154.BE.I	Folding Chairs (Delivered Pricing): Replacement Bumpers (Cap)	98			
618	Industrial Stools (Delivered Pricing): Steel Rimmed Seat Stool	108			
618B	Industrial Stools (Delivered Pricing): Steel Rimmed Seat/Backrest	112			
618BU	Industrial Stools (Delivered Pricing): Upholstered Seat/Backrest	112			
618BW	Industrial Stools (Delivered Pricing): Wood Seat/Backrest Stool	116			
618P	Industrial Stools (Delivered Pricing): Polypropylene Seat	116			
618U	Industrial Stools (Delivered Pricing): Upholstered Seat Stool	108			
618W	Industrial Stools (Delivered Pricing): Wood Seat	112			
701D	Folding Chairs (Delivered Pricing): Steel Seat	24			
701DFTAL	Folding Chairs (Delivered Pricing): Miracle Fold Tablet Arm	28			
703DS	Folding Chairs (Delivered Pricing): Upholstered Seat	24			
704DS	Folding Chairs (Delivered Pricing): Upholstered Seat and Back	24			
731	Folding Chairs (Delivered Pricing): 731 Auditorium Folding Chair	36			
734	Folding Chairs (Delivered Pricing): 734 Upholstered Chair	36			
734FM	Folding Chairs (Delivered Pricing): 734 Upholstered Armchair	36			
818	Industrial Stools (Delivered Pricing): Upholstered Seat Stool	120			
818B	Industrial Stools (Delivered Pricing): Upholstered Seat/Backrest	120			
85.1505	Folding Chairs (Delivered Pricing): Ganging Clamp	98			
FRS704D/S	Folding Chairs (Delivered Pricing): Upholstered Seat and Back	48			
FRS734	Folding Chairs (Delivered Pricing): Upholstered Chair	48			
FRS734FM	Folding Chairs (Delivered Pricing): Upholstered Armchair	52			
KDT84	Folding Chairs (Delivered Pricing): Double-Tier Storage Caddy	94			
KDT84/BE/C	Folding Chairs (Delivered Pricing): Double-Tier Storage Caddy	76			
KH50	Folding Chairs (Delivered Pricing): Horizontal Storage Caddy	90			
KICL12	Stools: KICL12 Stool	126			
KICL13	Stools: KICL13 Stool	126			
KICL14	Stools: KICL14 Stool	126			
KICL15	Stools: KICL15 Stool	126			
KV25	Folding Chairs (Delivered Pricing): Vertical Storage Caddy	90			
KV50A/BE/C	Folding Chairs (Delivered Pricing): Vertical Storage Caddy	76			
NOV.GANGER	Folding Chairs (Delivered Pricing): Ganger	84			
NOVH	Folding Chairs (Delivered Pricing): Wall Hanger	84			
NOVITE	Folding Chairs (Delivered Pricing): Folding Chair	84			
NOVITEOD	Folding Chairs (Delivered Pricing): Folding Chair with Drain Holes	84			
VL.100.BL.WH	Folding Chairs (Delivered Pricing): ValueLite® Single Hinge	64			



Model No.	Description	Page	Model No.	Description	Page
-----------	-------------	------	-----------	-------------	------



KI  
1330 Bellevue Street  
P.O. Box 8100  
Green Bay, Wisconsin 54308-8100  
1-800-424-2432  
[www.ki.com](http://www.ki.com)

KI and Furnishing Knowledge  
are registered trademarks  
of Krueger International, Inc.

© 2011 KI  
All Rights Reserved.  
Litho in USA.  
Code KI-11480R2/KI/VL/211

Printed using only water-based inks,  
including metallics. Please recycle.