










# LOUNGE SEATING

EFFECTIVE SEPTEMBER 1, 2019







		Gr A	Gr B	Gr C	Gr D	Gr E	Gr F	Gr G	Gr H				
<b>GRAND</b>		<b>Shipped standard with PN00 Nickel Plate legs, unless specified otherwise.</b>											
<b>Design Scot Laughton</b>		For all other construction details, color, finish and stain choices see page 6 or <a href="http://www.keilhauerpricelist.com">www.keilhauerpricelist.com</a> . Keilhauer prices include freight. Please refer to <a href="#">Freight</a> on page 4 or <a href="http://www.keilhauerpricelist.com">www.keilhauerpricelist.com</a> for further details.											
	in.	<b>W 40 D 40 H 16</b>											
		COM	2890	Fabric	3209	3341	3473	3655	3847	4040	4232	4425	5.5 Yds.
		COL	3179	Leather	4777	5435	6187						94 Sq. Ft.
	3100	Ottoman											
	in.	<b>W 40 D 37 H 31 SH 16 AH 23</b>											
		COM	3780	Fabric	4244	4436	4628	4892	5172	5452	5732	6012	8 Yds.
		COL	4158	Leather	6470	7422	8510						136 Sq. Ft.
	3111	Lounge chair											
	in.	<b>W 67 D 37 H 31 SH 16 AH 23</b>											
		Com	5850	Fabric	6575	6875	7175	7588	8025	8463	8900	9338	12.5 Yds.
		COL	6435	Leather	10039	11523	13219						212 Sq. Ft.
	3112	2 seater sofa (67")											
	in.	<b>W 82 D 37 H 31 SH 16 AH 23</b>											
		COM	6540	Fabric	7323	7647	7971	8417	8889	9362	9834	10307	13.5 Yds.
		COL	7194	Leather	11087	12690	14522						229 Sq. Ft.
	3114	2 seater sofa (82")											
	in.	<b>W 94 D 37 H 31 SH 16 AH 23</b>											
		COM	7490	Fabric	8563	9007	9451	10062	10709	11357	12004	12652	18.5 Yds.
		COL	8239	Leather	13339	15439	17839						300 Sq. Ft.
	3113	3 seater sofa											
	in.	<b>W 33.5 D 62 H 31 SH 16 AH 23</b>											
		COM	4960	Fabric	5453	5657	5861	6142	6439	6737	7034	7332	8.5 Yds.
		COL	5456	Leather	8006	9056	10256						150 Sq. Ft.
	3115	Fully upholstered chaise - LAF (Left arm facing)											
	in.	<b>W 33.5 D 62 H 31 SH 16 AH 23</b>											
		COM	4960	Fabric	5453	5657	5861	6142	6439	6737	7034	7332	8.5 Yds.
		COL	5456	Leather	8006	9056	10256						150 Sq. Ft.
	3116	Fully upholstered chaise - RAF (Right arm facing)											
	in.	<b>W 60.5 D 37 H 31 SH 16 AH 23</b>											
		COM	5730	Fabric	6368	6632	6896	7259	7644	8029	8414	8799	11 Yds.
		COL	6303	Leather	9533	10863	12383						190 Sq. Ft.
	3117	Fully upholstered 2 seater - LAF (Left arm facing)											
	in.	<b>W 60.5 D 37 H 31 SH 16 AH 23</b>											
		COM	5730	Fabric	6368	6632	6896	7259	7644	8029	8414	8799	11 Yds.
		COL	6303	Leather	9533	10863	12383						190 Sq. Ft.
	3118	Fully upholstered 2 seater - RAF (Right arm facing)											

# LOUNGE SEATING

EFFECTIVE SEPTEMBER 1, 2019

## GRAND

CONTINUED

				Gr A	Gr B	Gr C	Gr D	Gr E	Gr F	Gr G	Gr H	
  3119	in.	W 87.5 D 37 H 31 SH 16 AH 23										
	COM	7170	Fabric	8040	8400	8760	9255	9780	10305	10830	11355	15 Yds.
	COL	7887	Leather	12222	14007	16047						255 Sq. Ft.
	Fully upholstered 3 seater - LAF (Left arm facing)											
  3120	in.	W 87.5 D 37 H 31 SH 16 AH 23										
	COM	7170	Fabric	8040	8400	8760	9255	9780	10305	10830	11355	15 Yds.
	COL	7887	Leather	12222	14007	16047						255 Sq. Ft.
	Fully upholstered 3 seater - RAF (Right arm facing)											
  3141	in.	W 37 D 37 H 31 SH 16										
	COM	4510	Fabric	4916	5084	5252	5483	5728	5973	6218	6463	7 Yds.
	COL	4961	Leather	7154	8057	9089						129 Sq. Ft.
	Corner unit											

### To Order Specify

Product Name  
Product Number  
Leg Finish  
Leg Stain(Maple Only)  
Quantity  
End User



Leg Finish





PN00 - Nickel Plate (Standard)  
Chrome  
PC00 - Nickel  
PC01 - Onyx  
PC05 - Shale  
PC23 - Dark Grey  
PC24 - Warm Grey  
PC25 - White  
PC27 - Bronze

M - Maple (Select Stain)  
C - Cherry with clear coat  
W - Walnut with clear coat



Wood Leg Stains

W21 - Natural Maple  
W22 - Natural Cherry  
W23 - Medium Cherry  
W24 - Dark Cherry  
W25 - Walnut  
W26 - Mahogany  
W27 - Solid Black  
W28 - Black Stain  
W30 - Honey

<b>GRAND</b>		<b>Shipped standard with PN00 Nickel Plate base, unless specified otherwise.</b> For all other construction details, color, finish and stain choices see page 6 or <a href="http://www.keilhauerpricelist.com">www.keilhauerpricelist.com</a> . Keilhauer prices include freight. Please refer to <a href="#">Freight</a> on page 4 or <a href="http://www.keilhauerpricelist.com">www.keilhauerpricelist.com</a> for further details.
Design Scot Laughton		
	in.	W 40 D 40 H 11.25
	3121	2530 Square table
	in.	W 32 D 32 H 11.25
	3131	2500 Square table

To Order Specify

Product Name  
Product Number  
Table Top Veneer  
Table Top/Leg Stain(Maple Only)  
Leg Finish  
Quantity  
End User



Table Top Veneers  
M - Maple (Select Stain)  
C - Cherry with clear coat  
W - Walnut with clear coat



Table Top/Leg Stains  
W21 - Natural Maple  
W22 - Natural Cherry  
W23 - Medium Cherry  
W24 - Dark Cherry  
W25 - Walnut  
W26 - Mahogany  
W27 - Solid Black  
W28 - Black Stain  
W30 - Honey



Base Finish  
PN00 - Nickel Plate (Standard)  
Chrome  
PC00 - Nickel  
PC01 - Onyx  
PC05 - Shale  
PC23 - Dark Grey  
PC24 - Warm Grey  
PC25 - White  
PC27 - Bronze  
  
M - Maple (Select Stain)  
C - Cherry with clear coat  
W - Walnut with clear coat