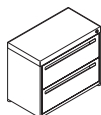


Price List Effective Dates:	
Pricing	02.04.19
Revision	01.16.19



	▶ See page
Statement of Line	6.2
Planning	6.3
Overview	6.3
Product Information	6.4
Filing Capacities	6.5
Locking Information	6.6
Pricing	6.7
Lateral Files	6.7
Overfiles	6.9
Storage Cabinets	6.9
Bases	6.10
Accessories	6.11
Surface Materials	6.12
Paint	6.12

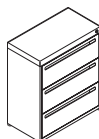
IMPORTANT: All dimensions shown below are nominal and have been rounded to the nearest inch. Refer the appropriate pricing pages for actual dimensions.



2-High Lateral Files

- See page 6.7 to specify with standard-height drawers.
- See page 6.8 to specify with half-height drawers.

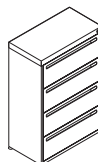
	30"W	36"W	42"W
26"H	•	•	•



3-High Lateral Files

- See page 6.7 to specify with standard-height drawers.
- See page 6.8 to specify with half-height drawers.

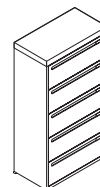
	30"W	36"W	42"W
37"H	•	•	•



4-High Lateral Files

- See page 6.7 to specify with standard-height drawers.
- See page 6.8 to specify with half-height drawers.

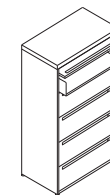
	30"W	36"W	42"W
49"H	•	•	•



5-High Lateral Files

- See page 6.7 to specify with standard-height drawers.
- See page 6.8 to specify with half-height drawers.

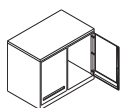
	30"W	36"W	42"W
60"H	•	•	•



5-High Lateral Files with Roll-Out Shelf and Lift Door

- See page 6.7 to specify with standard-height drawers.
- See page 6.8 to specify with half-height drawers.

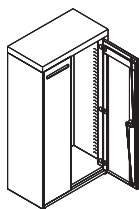
	30"W	36"W	42"W
62"H	•	•	•



Overfiles

- See page 6.9 to specify

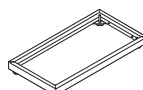
	30"W	36"W	42"W
29"H	•	•	•



Storage Cabinets

- See page 6.9 to specify.

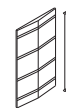
	30"W	36"W	42"W
26"H	•	•	
37"H	•	•	
49"H	•	•	
60"H	•	•	



Bases

- See page 6.10 to specify.

	30"W	36"W	42"W
1½"H	•	•	•
2"H	•	•	•
2⅞"H	•	•	•
3"H	•	•	•
4"H	•	•	•



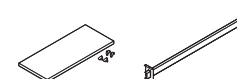
Counterweight Kits

- See page 6.11 to specify.



File Bars and Drawer Dividers

- See page 6.11 to specify.



Overfile/Storage Cabinet Shelves and Wardrobe Kits

- See page 6.11 to specify.

Statement of Line	➤ See page 6.2
Planning	6.3
Pricing	6.7
Surface Materials	6.12

Top is finished so the file can be used as a stand alone unit.

Roll-out shelf with lift door (in applicable five-high models) replaces top drawer and adds 1" to overall height of the file. Accommodates standing binders up to 12"H.

Built-in anti-rebound catch prevents drawer from accidentally rolling open.

Heavy-gauge frame is reinforced at all corners and built into the front of the file so openings are always true and square.

Counterweight kit, specified separately, is required for all individual freestanding units. Kits include counterweight and bracket, packaged individually.

Four glides, standard, provide 3/4" adjustability and allow for sturdy, four-point loading.

Knockouts are standard for ganging side-by-side.

Locking is standard. Select key random or key specific.
Note: Lock cores must be specified separately for key specific option.

Two 6"H half-height drawers may replace existing drawer in any position.

Full ball-bearing drawer suspension allows both the drawer and suspension to extend together.

Side-to-side file bar is standard; one per drawer.

Front-to-back file bars are available separately for easy field installation.

Label holder is standard; one per drawer.

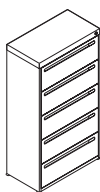
Drawer Pulls:



Full pull

Statement of Line	➤ See page 6.2
Planning	6.3
Pricing	6.7
Surface Materials	6.12

Details



Lateral file construction is ladder frame with coach seam welds, allowing files to be moved while fully loaded. Right angle bend of the coach seam makes the strongest use of formed metal and presents a clean exterior with no exposed welds.

Progressive slide suspension provides smooth drawer operation.

Steel drawer interiors are pre-painted in cinder.

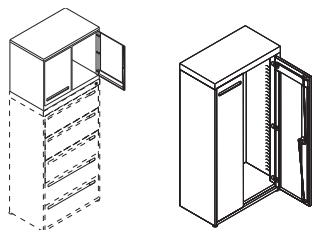
Silencing bumpers ensure quiet drawer operation and are added to suspension wherever a steel-to-steel contact would otherwise be made.

Letter, legal, or A4 filing is accommodated with conventional or hanging folders.
➤ See page 6.5 for filing capabilities.

Dual-interlock system ensures only one drawer may be opened at a time.

Side-to-side legal or letter filing can be accommodated by moving the back file bar to the letter or legal position and utilizing the drawer front interior as a file bar.

Front-to-back filing can be accommodated by ordering the appropriate number of front-to-back file bars separately.



Overfiles and storage cabinets feature hinged doors.

IMPORTANT: Shelves and wardrobe kits are specified separately for field installation. Shelves are adjustable at 1" increments.

Locking is standard on lateral files, overfiles, and storage cabinets. Select key random or key specific.
Note: Lock cores must be specified separately for key specific option.
➤ See page 6.6.

Bases, in heights of 1½", 2", 2⅞", 3", and 4", are available for factory or field installation to adjust the overall height of lateral files and storage cabinets
➤ See page 6.10.

Four adjustable glides are standard on lateral files and storage cabinets; they provide ¾" adjustability.

Connections

Knockouts are standard in all files and cabinets for ganging side-by-side.

Overfile can be used independently or in addition to any same-width LF Series file or storage cabinet.

Related Products

Counterweight kit, specified separately, is required for all individual free-standing units.
➤ See page 6.11.

Laminate file tops for use Fundamental and LF Series are available to provide a continuous worksurface over one or more files.
➤ See the laminate file tops page in the Footprint Worksurfaces & Support chapter in the *Kimball Surfaces & Storage Price List*.

Paper management accessories are available.
➤ See page 6.11.

Statement of Line	➤ See page 6.2
Planning	6.3
Pricing	6.7
Surface Materials	6.12

Description	Inside Depth	Inside Width	Height	Filing Inches and Arrangements			
18"D x 30"W lateral	14 ⁷ / ₈ "	26 ⁷ / ₈ "	9 ³ / ₈ "				
				29 ⁵ / ₈ " letter Front-to-back file bars (2) Side-to-side file bar (1)	25 ¹ / ₄ " legal Front-to-back file bar (1) Side-to-side file bar (1)	26 ¹³ / ₁₆ " letter Side-to-side file bar (1)	26 ¹³ / ₁₆ " legal Side-to-side file bar (1)
18"D x 36"W lateral	14 ⁷ / ₈ "	32 ⁷ / ₈ "	9 ³ / ₈ "				
				29 ⁵ / ₈ " letter Front-to-back file bars (2) Side-to-side file bar (1)	29 ⁵ / ₈ " legal Front-to-back file bars (2) Side-to-side file bar (1)	32 ¹³ / ₁₆ " letter Side-to-side file bar (1)	32 ¹³ / ₁₆ " legal Side-to-side file bar (1)
18"D x 42"W lateral	14 ⁷ / ₈ "	38 ⁷ / ₈ "	9 ³ / ₈ "				
				44 ⁷ / ₁₆ " letter Front-to-back file bars (2) Side-to-side file bar (1)	35 ⁵ / ₈ " legal Front-to-back file bars (2) Side-to-side file bar (1)	38 ¹³ / ₁₆ " letter Side-to-side file bar (1)	38 ¹³ / ₁₆ " legal Side-to-side file bar (1)

Filing Hardware:

Heavier lines in the illustrations at right indicate filing hardware.

Front-to-back file bars can be specified separately.
➤ See the Perks chapter in the *Kimball Desks & Accessories Price List*.

Side-to-side file bar is standard; one per drawer.

Drawer divider can be specified separately.
➤ See page 6.11.

Locking units can be specified as:

- Key random with a black lock core and black hinged key (KRB); or
- Key specific (KS)

Black lock cores with black hinged keys are identical to the ones used with other caseloads and systems products.

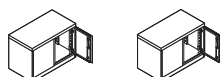
Key Random Option:

When key random option is selected, key numbers will be assigned arbitrarily at the factory with key numbers ranging from KSCD001 to KSCD300.

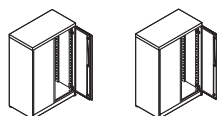
Randomly numbered lock core(s) will ship standard along with your order for field installation.



KSCD001 KSCD101 KSCD025



KSCD001 KSCD223



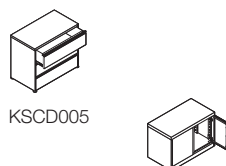
KSCD001 KSCD198

With random keying, different furniture units may or may not have the same key number. If you must have all locks keyed differently or all locks keyed the same, choose the key specific option.

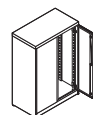
Key Specific Option:

When key specific option is selected, the storage unit will be pre-drilled to accept a lock core; however, no lock cores will be shipped standard with the unit. If lock cores are standard on the unit, the price of the unit is reduced by the price of the lock core or cores.

You must specify lock core(s) separately for key specific option; specify any key number from KSCD001 to KSCD300.



KSCD005 KSCD005



KSCD005

To key all the furniture units in a workstation or department alike, choose the key specific option and order the quantity of locks needed for your installation.

Standard key that ships with the lock core can be used for the initial installation of the lock core in the field.

Change key model KCCB1CK

allows removal of lock cores for key numbers ranging from KSCD001 to KSCD300.

IMPORTANT: A change key, specified separately, is required to remove lock cores in the field.

Master key model KC2GMK will unlock any lock with key numbers ranging from KSCD001 to KSCD300.

Statement of Line	➤ See page 6.2
Planning	6.3
Pricing	6.7
Surface Materials	6.12

Model/Key Range	Price
-----------------	-------



Black Lock Core with Black Hinged Key

KSCD001 to KSCD300	\$27
--------------------	------

Change Key

KCCB1CK	\$9
---------	-----

Master Key

KC2GMK	\$15
--------	------

How to Specify

- 1 Specify exact key number for lock cores as the model number or model number for change or master key

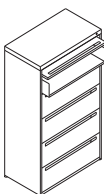
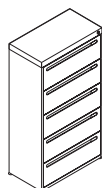
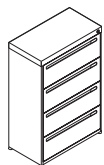
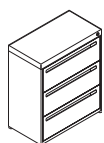
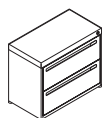
Lateral Files

With Standard-Height Drawers

Pricing

GSA SIN 711-3

D	W	H	Model	Price
2-High Lateral Files				
18"	30"	25¾"	LFF18302	\$1077
	36"		LFF18362	1225
	42"		LFF18422	1293
3-High Lateral Files				
18"	30"	37¼"	LFF18303	\$1466
	36"		LFF18363	1703
	42"		LFF18423	1855
4-High Lateral Files				
18"	30"	48 ¹¹ / ₁₆ "	LFF18304	\$1862
	36"		LFF18364	2162
	42"		LFF18424	2411
5-High Lateral Files				
18"	30"	60 ¹ / ₈ "	LFF18305	\$2312
	36"		LFF18365	2546
	42"		LFF18425	2789
5-High Lateral Files with Roll-Out Shelf and Lift Door				
18"	30"	62 ¹ / ₈ "	LFF18305LD	\$2411
	36"		LFF18365LD	2641
	42"		LFF18425LD	2886



IMPORTANT: Counterweight kit, specified separately, is required for all free-standing lateral files.

➤ See page 6.11.

Front-to-Back File Bars

➤ See the Perks chapter in the *Kimball Desks & Accessories Price List*.

Statement of Line	➤ See page 6.2
Planning	6.3
Pricing	6.7
Surface Materials	6.12

Standard Includes

- Standard-height drawers
- Lock: black
- One side-to-side file bar per drawer
- One drawer label per drawer
- Floor glides; adjustable to ¾"

How to Specify

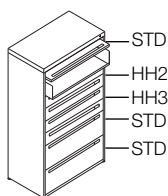
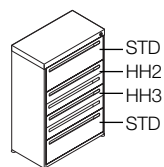
- ① Model
- ② Pull option:
F = Full pull
- ③ Lock option:
KRB = Key random
KSB = Key specific (-\$27; specify lock core separately)
- ④ Factory installed base option:
X = No additional base
1.5 = 1½"H (+\$)
2 = 2"H (+\$)
2.875 = 2⁷/₈"H (+\$)
3 = 3"H (+\$)
4 = 4"H (+\$)
➤ See page 6.10 for pricing.
Note: Factory-installed base option will incur an upcharge equivalent with the models available for field installation
- ⑤ Finish price group:
STD = Group 1
STD M = Group M (+10%)
- ⑥ Finish designator

Lateral Files

With Half-Height Drawers Option

Pricing

GSA SIN 711-3



<i>D</i>	<i>W</i>	<i>H</i>	<i>Model</i>	<i>Price</i>
2-High Lateral Files				
18"	30"	25¾"	LFF18302H	\$1077
	36"		LFF18362H	1225
	42"		LFF18422H	1293
3-High Lateral Files				
18"	30"	37¼"	LFF18303H	\$1466
	36"		LFF18363H	1703
	42"		LFF18423H	1855
4-High Lateral Files				
18"	30"	48 ¹¹ / ₁₆ "	LFF18304H	\$1862
	36"		LFF18364H	2162
	42"		LFF18424H	2411
5-High Lateral Files				
18"	30"	60 ¹ / ₈ "	LFF18305H	\$2312
	36"		LFF18365H	2546
	42"		LFF18425H	2789
5-High Lateral Files with Roll-Out Shelf and Lift Door				
18"	30"	62 ¹ / ₈ "	LFF18305LDH	\$2411
	36"		LFF18365LDH	2641
	42"		LFF18425LDH	2886

IMPORTANT: Counterweight kit, specified separately, is required for all freestanding lateral files.

➤ See page 6.11.

Factory-installed base option, if selected, will incur an upcharge equivalent with the models available for field installation.

Front-to-Back File Bars

➤ See the Perks chapter in the *Kimball Desks & Accessories Price List*.

Statement of Line	➤ See page 6.2
Planning	6.3
Pricing	6.7
Surface Materials	6.12

Standard Includes

➤ See previous page.

How to Specify

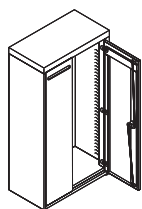
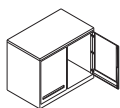
- ① Model
- ② Pull option:
F = Full pull
- ③ Lock option:
KRB = Key random
KSB = Key specific (-\$27; specify lock core separately)
- ④ 1st drawer position from top:
HH1 = Two half-height drawers (+\$350 for set of 2)
STD = Standard-height drawer
- ⑤ 2nd drawer position from top:
HH2 = Two half-height drawers (+\$350 for set of 2)
STD = Standard-height drawer
- ⑥ 3rd drawer position from top (omit for 2-high):
HH3 = Two half-height drawers (+\$350 for set of 2)
STD = Standard-height drawer
- ⑦ 4th drawer position from top (omit for 2- or 3-high):
HH4 = Two half-height drawers (+\$350 for set of 2)
STD = Standard-height drawer
- ⑧ 5th drawer position from top (omit for 2-, 3-, and 4-high):
HH5 = Two half-height drawers (+\$350 for set of 2)
STD = Standard-height drawer
- ⑨ Factory-installed base height:
X = No additional base
1.5 = 1½"H (+\$) **2** = 2"H (+\$)
2.875 = 2⅞"H (+\$)
3 = 3"H (+\$) **4** = 4"H (+\$)
➤ See page 6.10 for pricing.
- ⑩ Finish price group:
STD = 1 **STD M** = M (+10%)
- ⑪ Finish designator

Overfiles and Storage Cabinets

Pricing

GSA SIN 711-3

Statement of Line	➤ See page 6.2
Planning	6.3
Pricing	6.7
Surface Materials	6.12



<i>D</i>	<i>W</i>	<i>H</i>	<i>Model</i>	<i>Price</i>
Overfiles				
18"	30"	29¼"	LFF1830OF	\$995
	36"		LFF1836OF	1046
	42"		LFF1842OF	1132
Storage Cabinets				
2 High				
18"	30"	25¾"	LFF18302SC	\$1164
	36"		LFF18362SC	1232
3 High				
18"	30"	37¼"	LFF18303SC	\$1232
	36"		LFF18363SC	1292
4 High				
18"	30"	48½"	LFF18304SC	\$1292
	36"		LFF18364SC	1365
5 High				
18"	30"	60½"	LFF18305SC	\$1363
	36"		LFF18365SC	1446

IMPORTANT: Shelves and wardrobe kits are specified separately for field installation. Shelves are adjustable at 1" increments.

➤ See page 6.11.

Factory-installed base option, if selected, will incur an upcharge equivalent with the models available for field installation

➤ See the laminate file tops page in the Footprint Worksurfaces & Support chapter in the *Kimball Surfaces & Storage Price List*.

Standard Includes

- Lock: black
- Floor glides on storage cabinets; adjustable to ¾"

How to Specify

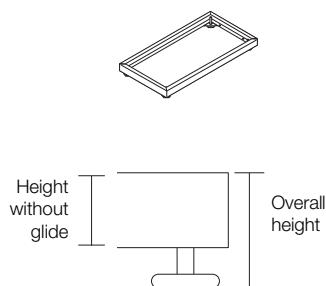
- ① Model
- ② Pull option:
F = Full pull
- ③ Lock option:
KRB = Key random
KSB = Key specific (-\$27; specify lock core separately)
- ④ Factory installed base option:
X = No additional base
1.5 = 1½"H (+\$)
2 = 2"H (+\$)
2.875 = 2⅞"H (+\$)
3 = 3"H (+\$)
4 = 4"H (+\$)
➤ See page 6.10 for pricing.
- ⑤ Finish price group:
STD = Group 1
STD M = Group M (+10%)
- ⑥ Finish designator

Bases

For Field Installation on Lateral Files or Storage Cabinets

Pricing

GSA SIN 711-3



<i>D</i>	<i>W</i>	<i>H</i>	<i>Height without Glide</i>	<i>Model</i>	<i>Price</i>
30"W Bases					
18"	30"	1½"	1¼"	LFFB1830	\$133
		2"	1¾"		134
		27⁄8"	25⁄8"		157
		3"	2¾"		157
		4"	3¾"		175
36"W Bases					
18"	36"	1½"	1¼"	LFFB1836	\$142
		2"	1¾"		144
		27⁄8"	25⁄8"		167
		3"	2¾"		167
		4"	3¾"		187
42"W Bases					
18"	42"	1½"	1¼"	LFFB1842	\$159
		2"	1¾"		162
		27⁄8"	25⁄8"		190
		3"	2¾"		190
		4"	3¾"		209

If factory-installed base is required, specify as part of model number for lateral file or storage cabinet. Factory-installed base option, if selected, will incur an upcharge equivalent with the models shown on this page which are available for field installation.

Statement of Line	➤ See page 6.2
Planning	6.3
Pricing	6.7
Surface Materials	6.12

Standard Includes

- Four floor glides; adjustable to ¾"

How to Specify

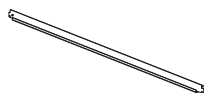
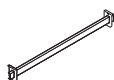
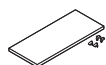
- ① Model
- ② Base height:
1.5 = 1½"H
2 = 2"H
2.875 = 2⅞"H
3 = 3"H
4 = 4"H
- ③ Finish price group:
STD = Group 1
STD M = Group M (+10%)
- ④ Finish designator

Accessories

Pricing

GSA SIN 711-3

D	W	H	For use with	Model	Price
Counterweight Kits					
11 ¹ / ₈ "	13 ³ / ₈ "	11 ⁵ / ₈ "	30"W file	LFCW30	\$219
	16 ³ / ₈ "		36"W file	LFCW36	219
	19 ³ / ₈ "		42"W file	LFCW42	219
Overfile/Storage Cabinet Shelves					
16 ¹ / ₂ "	28 ¹ / ₂ "	1"	30"W unit	LFF1830SH	\$100
	34 ¹ / ₂ "		36"W unit	LFF1836SH	105
	40 ¹ / ₂ "		42"W unit	LFF1842SH	108
Wardrobe Kits					
2 ³ / ₄ "	29 ¹ / ₂ "	3 ³ / ₄ "	30"W unit	LFF30WB	\$82
	35 ¹ / ₂ "		36"W unit	LFF36WB	90
Side-to-Side File Bars					
			30"W file	KFD30SS	\$64
			36"W file	KFD36SS	69
			42"W file	KFD42SS	74
Drawer Divider					
10 ¹¹ / ₁₆ "	3 ¹ / ₁₆ "	7 ¹ / ₂ "		KFDPM	\$41



IMPORTANT: Counterweight kit, specified separately, is required for all freestanding lateral files.

Shelves and wardrobe kits are specified separately for field installation. Shelves are adjustable at 1" increments.

IMPORTANT: Drawer divider hooks on back of drawer body and can be used in any file.

Statement of Line	➤ See page 6.2
Planning	6.3
Pricing	6.7
Surface Materials	6.12

Standard Includes

- Wardrobe kit: galvanized finish
- Side-to-side file bars: galvanized finish
- Drawer divider: galvanized finish

How to Specify

Counterweight Kit, File Bars, Drawer Dividers

- 1 Model

Shelf

- 1 Model
- 2 Finish price group:
STD = Group 1
STD M = Group M (+10%)
- 3 Finish designator

Statement of Line	➤ See page 6.2
Planning	6.3
Pricing	6.7
Surface Materials	6.12

➤ See the *Surface Materials*

Reference Guide at www.kimball.com

for a complete overview of the

Kimball materials program, including:

- Characteristics of wood
- Special wood finishes
- Customer-specified laminate (CSL)
- Customer-specified paint (CSP)
- Fabric application and colorways
- Customer's own material (COM) overview
- Alliance program
- TB133 process

Customer-specified paint (CSP) is available.

➤ See the *Surface Materials Reference Guide*.

Paint

Applies to:

- Lateral files
- Overfiles
- Storage cabinets

Price Group 1

480	Antique White
427	Barley
437	Cement
403	Chamois
462	Cinder
440	Cloud
485	Dark Chocolate
405	Designer White
453	Environmental Grey
459	Featherstone
450	Fog
488	Frosty White
461	Graphite
445	Moon Beam
416	Putty
420	Sandstone
425	Shadow
465	Smoke
460	Storm
429	Tantalum
419	Wallaby

Price Group M

514	Carbon Metallic
507	Patina Metallic
501	Platinum Metallic
505	Satin Bronze Metallic
544	Silver Pearl
504	Taupe Metallic