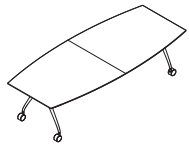
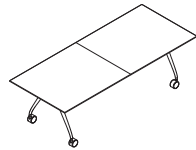


Tables



**Boat-Shaped Folding Tables**

➤ See page 2.3 to specify.



**Rectangular Folding Tables**

➤ See page 2.3 to specify.

**Price List Effective Dates:**

Pricing	02.04.19
Revision	07.15.19

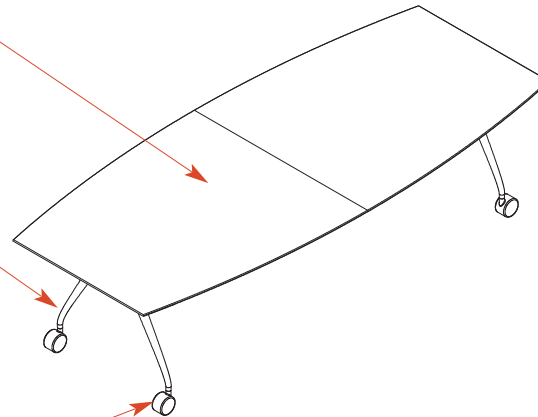
**Seating Capacities:**

<i>Table size</i>	<i>Number of Chairs</i>
40 x 94	8
40 x 110	10
48 x 94	8
48 x 110	10

**Tops** feature 3-ply balanced construction and are 1 1/16" thick.

**Base legs** are polished aluminum.

**4" dual wheel locking casters** are standard on folding tables. Casters are black.



**Details**

**Exterior surfaces** are available in the following veneers:

- Cherry (plain sliced, slip matched)
  - Maple (plain sliced, slip matched)
  - Walnut (plain sliced, book matched)
  - Sapele (quarter sliced, slip matched) premium veneer; upcharge applies
  - Zebrawood premium composite veneer; upcharge applies
- Veneers are carefully selected and matched to assure proper balance and consistency.

**Table top support understructure** is black metal.

**Folding table tops** are fully finished on top and underneath side.

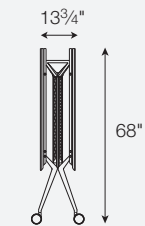
**Folding tables** ship fully assembled.  
*Note: Folding tables lock into position when unfolded.*

Statement of Line	➤ See page 2.1
Planning	2.2
Pricing	2.3
Surface Materials	2.4

**Rim Profiles:**



**Folding and Storing:**



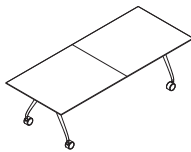
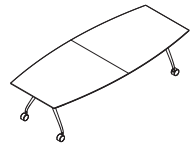
Folding tables store upright when folded and are 68"H. Casters remain functional when table is folded for easy movement and storage.

## Folding Tables

Pricing

GSA SIN 711-11

Statement of Line	➤ See page 2.1
Planning	2.2
Pricing	2.3
Surface Materials	2.4



<i>D</i>	<i>W</i>	<i>H</i>	<i>Arm Chair Clearance</i>	<i>Knee End Clearance</i>	<i>End Depth</i>	<i>Model</i>	<i>Price</i>
<b>Boat-Shaped</b>							
47 1/4"	94 1/2"	28 3/8"	27 1/4"	8 5/8"	35 1/2"	<b>AS4894BTFMW</b>	\$10708
47 1/4"	110"	28 3/8"	27 1/4"	16 1/2"	35 1/2"	<b>AS48110BTFMW</b>	11098
<b>Rectangular</b>							
39 3/8"	94 1/2"	28 3/8"	27 1/4"	8 5/8"		<b>AS4094RTFMW</b>	\$10708
39 3/8"	110"	28 3/8"	27 1/4"	16 1/2"		<b>AS40110RTFMW</b>	11098

### Standard Includes

- Two-piece table top
- Two sets of folding legs
- 4 locking casters

### How to Specify

- 1 Model
- 2 Rim option:  
**F** = Softened  
**S** = Knife
- 3 Top finish price group:  
**STD** = Group 1  
**STD2** = Group 2 (+20%)
- 4 Top finish designator
- 5 Base finish:  
**497** = Polished Aluminum

Statement of Line	▶ See page 2.1
Planning	2.2
Pricing	2.3
Surface Materials	2.4

▶ See the *Kimball Surface Materials Reference Guide* at [www.kimball.com](http://www.kimball.com) for a complete overview of the Kimball materials program, including:

- Characteristics of wood
- Special wood finishes
- Customer-specified laminate (CSL)
- Customer-specified paint (CSP)
- Fabric application and colorways
- Customer's own material (COM) overview
- Alliance program
- TB133 process

**Wood**

*Applies to:*

- Aspire tops

**Group 1**

- MC Amber Cherry
- CC Cordoba Cherry
- MH Mocha Cherry
- SC Sedona Cherry

- IM Brighton Maple
- TM Huntington Maple

- ES Espresso Walnut
- MW Midtown Walnut
- TW Tribeca Walnut
- UW Urban Walnut

**Group 2**

- CS Coco Sapele
- SS Sienna Sapele

- CZ Clear Zebrawood