



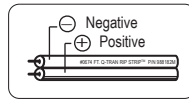
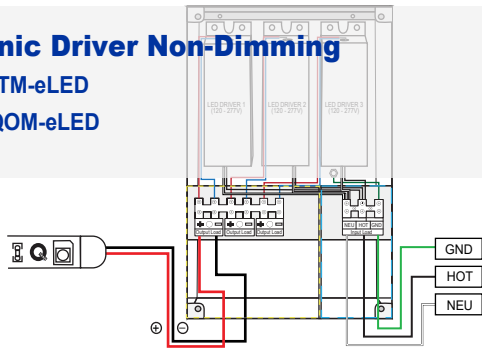
iQLED IP66 WET RATED

# COMPATIBLE POWER SUPPLIES

## Electronic Driver Non-Dimming

Interior: QTM-eLED

Exterior: QOM-eLED

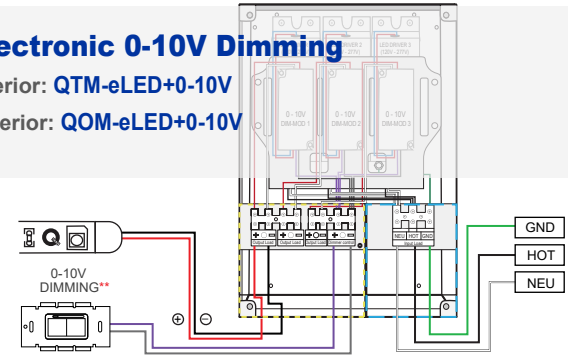


SECONDARY .....  
PRIMARY ----

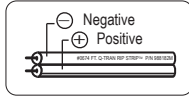
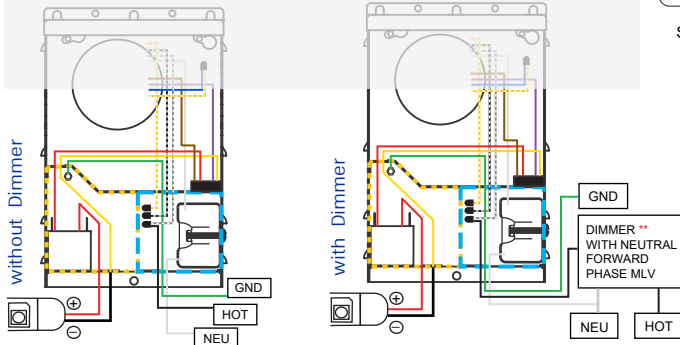
## Electronic 0-10V Dimming

Interior: QTM-eLED+0-10V

Exterior: QOM-eLED+0-10V

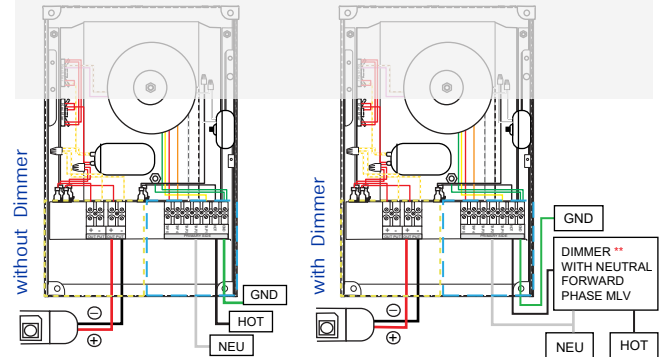


## Magnetic Interior: Q6S-DC or QTM-DC (DC) Exterior: QOM-DC



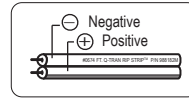
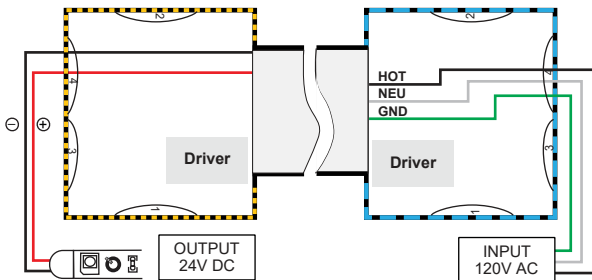
SECONDARY .....  
PRIMARY ----

## Magnetic Interior: Q6M-DC+CAP or QTM-DC+CAP (DC+CAP) Exterior: QOM-DC+CAP



## Phase Controlled Dimming

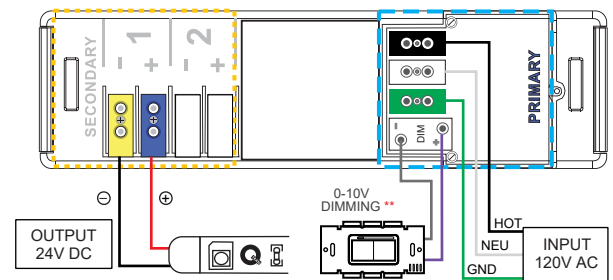
Interior and Exterior: iQ-PH



SECONDARY .....  
PRIMARY ----

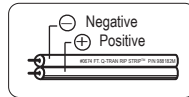
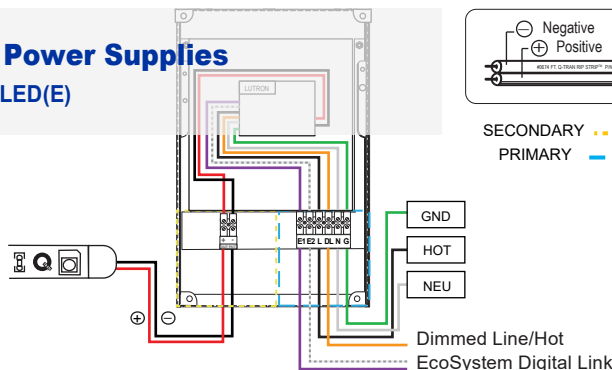
## Electronic with 0-10V Dimming options

Exterior: Q-SET-eLED+0-10V



## Electronic Power Supplies

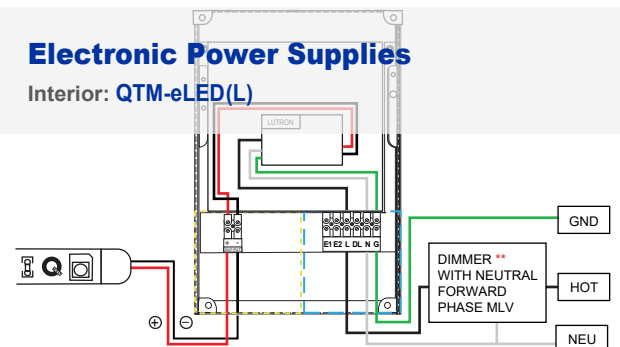
Interior: QTM-eLED(E)



SECONDARY .....  
PRIMARY ----

## Electronic Power Supplies

Interior: QTM-eLED(L)



\*\*Customer provided