



GSA prices effective April 1, 2019
(based on January 7, 2019, commercial price list)
Published May 2019

Medical Equipment and Supplies Procedure/Supply Carts

Department of Veteran Affairs Marketing Division for Federal Supply Schedules Authorized Federal Supply Schedule Price List

Online access to contract ordering information, terms and conditions, up-to-date pricing, and the option to create an electronic delivery order is available through GSA Advantage!, a menu-driven database system. The Internet address for GSA Advantage! is www.gsaadvantage.gov. For more information on ordering from Federal Supply Schedules, click on the FSS Schedules button at www.fss.gsa.gov.

FSC Group 65, Part II, Section A, Medical Equipment and Supplies
FSC Classes 6515 and 6530
Contract Number: V797D-40147
Contract Period: May 1, 2014, through April 30, 2019

Herman Miller, Inc.
855 East Main Avenue
Zeeland, Michigan 49464
(616) 654 3000 Phone
(616) 654 8278 Fax
www.HermanMiller.com/government

Business Size: Large

Contract Information

1a. Special Item Numbers (SIN)

A-48: Carts, Emergency, Cardiopulmonary Resuscitation (Crash).
A-83: Carts, Medical Supplies, Patient Application.

1b. Lowest Price Model:

A-48: CT773. \$72
A-83: CT550.03 \$28

2. **Maximum Order.** \$50,000 net product value.

3. **Minimum Order.** None.

4. **Geographic Coverage.** 50 States, District of Columbia, and Puerto Rico.

5. **Production Points.** Zeeland, Michigan, County of Ottawa.

6a. **Pricing.** Prices shown are list. To calculate contract prices, deduct 18%.

6b. **10-Day or Less Program.** Same discounts as standard lead-time.

7. **Quantity Discounts.** See 6a. above.

8. **Payment Terms.** Net 30 Days.

9a. **Government Purchase Cards.** Government Purchase Cards are accepted below the micropurchase threshold.

9b. **Government Purchase Cards.** Government Purchase Cards are accepted above the micropurchase threshold.

10. **Foreign Items.** Not applicable.

11a. **Time of Delivery.** Within 45 days after receipt of order (ARO).

11b. **Expedited Delivery.** Items listed in the 10-day or less section of this price book are available for expedited delivery.

11c. **Overnight and 2-Day Delivery.** Select items may be available for overnight or 2-day delivery. Contact Herman Miller, Inc., or local authorized dealer for availability.

11d. **Urgent Requirements.** Select items may be available for urgent delivery. Contact Herman Miller, Inc., or local authorized dealer for availability.

12. **F.O.B.** Destination except Alaska, Hawaii, and Puerto Rico, which will be shipped F.O.B. inland carrier point of exportation.

13a. Order Address.

Herman Miller, Inc.
Government Customer Care 0161
855 East Main Avenue
Zeeland, MI 49464

13b. **Order Procedures.** For supplies and services, the ordering procedures, information on Blanket Purchase Agreements (BPA's), and a sample BPA can be found at the GSA/FSS Schedule home page (www.fss.gsa.gov/schedules).

14. Payment Address.

Herman Miller, Inc.
22764 Network Place
Chicago, IL 60673-1227

15. **Warranty Provisions.** Herman Miller, Inc., commercial warranty applies.

16. **Export Packing Charges.** Prices supplied upon request.

17. **Terms and Conditions of Government Commercial Credit Card Acceptance.** Net 30 days (standard payment terms).

18. **Terms and Conditions of Rental, Maintenance, and Repair.** Not applicable.

19. **Terms and Conditions of Installation.** Installation services shall be negotiated between ordering agency and Herman Miller local authorized dealer.

20. **Terms and Conditions of Repair Parts.** Not applicable.

20a. **Terms and Conditions for Any Other Services.** Not applicable.

21. **List of Service and Distribution Points.** Access Herman Miller web site for current list of participating dealers: www.HermanMiller.com.

22. **List of Participating Dealers.** Access Herman Miller web site for current list of participating dealers: www.HermanMiller.com.

23. **Preventive Maintenance.** Not applicable.

24a. **Special Attributes.** Reconfigurable, renewable, recyclable.

24b. **Section 508 Compliance.** Not applicable.

25. **DUNS Number.** 006012801

26. Registered in Central Contractor Registration (CCR) Database.

Herman Miller, Inc., Federal ID Number: 38-0837640
Commercial and Government Entity Code (CAGE): 40636

Introduction	page 2
Procedure/Supply Carts	3
Carts	5
Interior Components	26
Exterior Accessories	59
Indices	103
By Name	103
By Number	105
Appendices	
20-Day or Less/Assigned Lead-Time Order Information-Healthcare	
Packaging/Keyed-Alike Information-Procedure/Supply Carts	
For the latest materials information, refer to the Materials pages on HermanMiller.com.	

Introduction

A Note on the Organization of This Book

There are a few signals that will help you understand the organization of this book. Once you know them, you should be able to find your way around easily.

Like a newspaper, this book is formatted with columns of text and illustrations that run vertically.

Information wraps from one column to the next and continues for as many pages as it needs to.

Black bars are clues.

A black bar at the top of a page signals the start of information about a product.

This information is divided into two sections, each signaled by a black bar. Product Information includes a description, additional notes, and dimensional drawings. Specification Information, which always begins at the top of a column, includes a series of steps. Each step represents a decision you need to make in order to complete your product number. Steps must be followed sequentially. The number of pages needed to complete information on a product varies; some will be complete in one page; others may fill three or four pages. Just continue going through the steps until you run into the next product, signaled by the black bar at the top of the page.

Black tabs running along the outside edge of the page help you locate what section you are in or what section you want to go to. You can thumb forwards or backwards to find a section; tabs and text appear on both sides of the page.

The additional pages in the back of the book include the appendices and indices. They are signaled by a long black bar running along the outside edge of the page.

The index is presented two ways.

The first index is in alphabetical order by product name. It can be helpful if you are new to the products and numbering scheme or if you are looking for a type of product, such as work chair or round table. The second index is by product number. It lists, in alphanumeric order, the base product number, typically a five-digit number.

General Information

This book is effective April 1, 2019, subject to change without notice. Products may be purchased from authorized Herman Miller dealers who will quote prices upon request. For more information about our products and services or to see a list of dealers, visit www.HermanMiller.com.


All prices are list prices. Additional services, such as planning services, design, storage, and installation, are not included and must be added to these prices when the additional services are requested.


Illustrations, specifications, and prices are based on the latest information at the time of publication. The right is reserved to make changes at any time without notice in prices, fabrics, finishes, materials, specifications, and models, and also to discontinue models and finishes.

Dimensions shown in the drawings are engineering drawing dimensions rounded up to the nearest 1/8". Product is shipped set up or knocked down. Products that include "Shipped knocked down" in the description require some assembly. If this statement does not appear in the description, the product is shipped assembled.

Service problems are normally handled by a Herman Miller authorized dealer. Where this cannot be accomplished on a local level, service problems should be referred to the Customer Care Representative for your region, Herman Miller, Inc., Zeeland, Michigan 49464.

20-Day or Less/Assigned Lead-Time Shipments

All products and options in this price book not designated by an Assigned Program icon  will ship in **20 business days or less** after being acknowledged by Herman Miller.

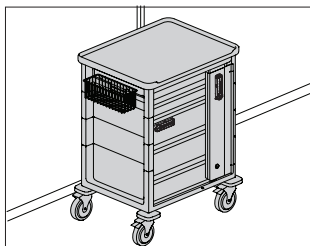
Products and options designated by an  are on the assigned lead-time program and may ship in 20 days, less than 20 days, or more than 20 days from order acknowledgement.

Carts

Interior Components

Exterior Accessories

CTC.



Specification Information

Step 1.

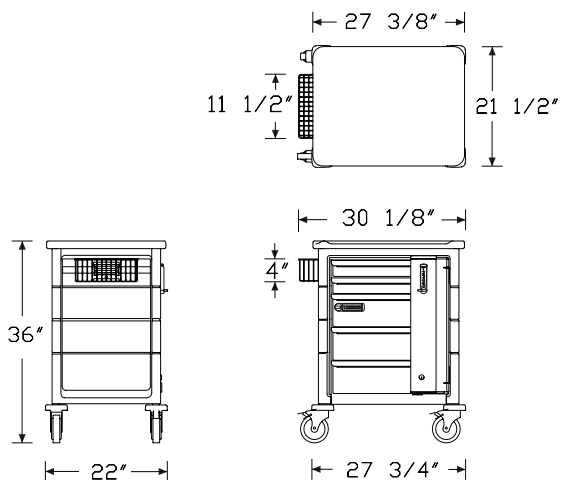
CTC.TAC336 A

\$2400

Procedure/Supply Carts

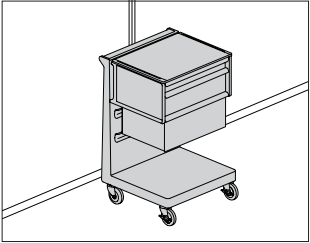
- Additional accessories included for demonstration purposes are:

- ## Dimensions



Try-A-Cart L-Cart

CTC.



Procedure/Supply Carts

Product Information

Description

This Try-A-Cart kit is a preconfigured cart with optimal options and accessories to demonstrate key features and solutions to customers. This product is best shown alongside CTC.TAC336, sold separately. This kit includes the following cart components:

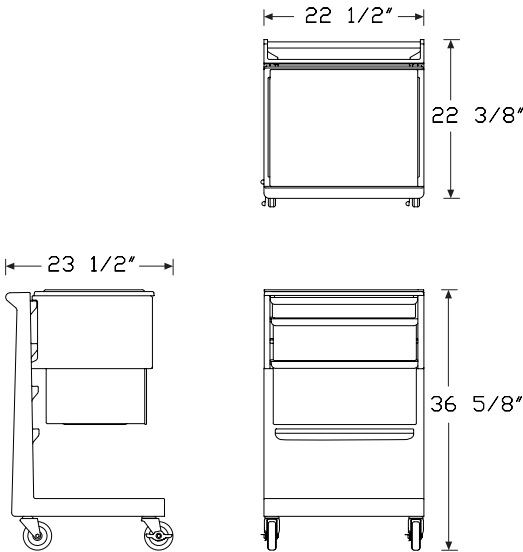
- L-Cart in soft white (CO212FFLU)
- C Frame in soft white (CO205FFLU)
- C Lid in soft white (CO201FFLU)
- 3" drawer in soft white (CO207FFLU)
- 6" drawer in soft white (CO208FFLU)
- 9" drawer in soft white (CO209FFLU)

Dimensions

Specification Information

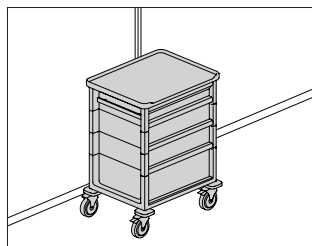
Step 1.

CTC.TAC212 A \$1526



36" H Procedure Cart for Basic Supply Storage

CTC.



Product Information

Description

This cart is a typical configuration for basic supply storage. The purpose is to store and organize smaller quantities of supplies that do not require security.

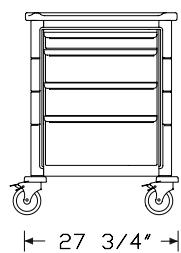
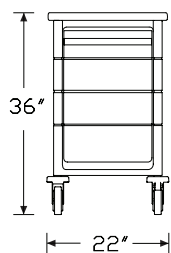
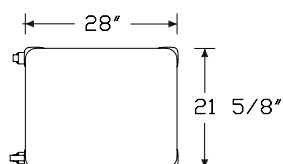
This cart includes the following components:

- 36"-high Series 20 cart (CT336.60N)
- 3" drawer (CT501.03), quantity 1
- 6" drawer (CT501.06), quantity 2
- 9" drawer (CT501.09), quantity 1
- Segment 3 mounted accessory rail (CT782.15L3)
- 3" drawer organizer kit (CT583.03)
- 6" drawer organizer kit (CT575.06)

Notes

All drawers come in the color specified in the drawer finish step.

Dimensions



Specification Information

Step 1.

CTC.336 \$1113

Step 2. Surface Finish

HF	inner tone light	+\$0
LT	light tone	+\$0
LU	soft white	+\$0
WN	warm grey neutral	+\$0

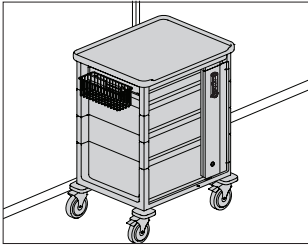
Step 3. Drawer Finish

1B	khaki	+\$0
2B	juniper	+\$0
3B	beachglass	+\$0
4B	plum	+\$0
5B	java	+\$0
5E	aquamarine	+\$0
6F	midnight	+\$0
DA	deep blue	+\$0
HF	inner tone light	+\$0
LT	light tone	+\$0
LU	soft white	+\$0
VR	vivid red	+\$0
WN	warm grey neutral	+\$0
YT	yellow	+\$0
ZP	terra cotta	+\$0

Procedure/Supply Carts

36" H Procedure Cart with Security

CTC.



Product Information

Description

This cart is a typical configuration for basic supply storage with security. The purpose is to store and organize smaller quantities of supplies that require security.

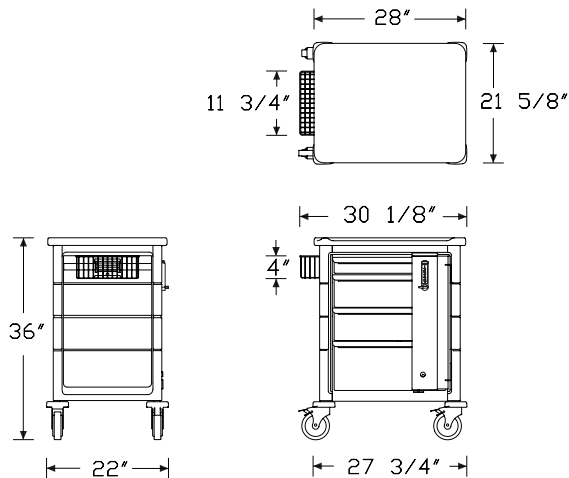
This cart includes the following components:

- 36"-high Series 20 cart (CT336.60N)
- 3" drawer (CT501.03), quantity 1
- 6" drawer (CT501.06), quantity 2
- 9" drawer (CT501.09), quantity 1
- Basic keyless lock bar (CT625.P36R)
- Segment 4 mounted accessory rail (CT782.15L4)
- Supply basket (CT720.01)
- 3" drawer organizer kit (CT583.03)
- 6" drawer organizer kit (CT575.06)

Notes

All drawers come in the color specified in the drawer finish step.

Dimensions



Specification Information

Step 1.

CTC.336S

Step 2. Lock

- | | |
|----------|-------------------|
| K | keyed alike |
| L | keyed differently |

Prices for Steps 1-2.

CTC.336S K	\$1595
L	\$1595

Step 3. Base/Lock Bar Finish

HF	inner tone light	+\$0
LT	light tone	+\$0
LU	soft white	+\$0
WN	warm grey neutral	+\$0

Step 4. Drawer Finish

1B	khaki	+\$0
2B	juniper	+\$0
3B	beachglass	+\$0
4B	plum	+\$0
5B	java	+\$0
5E	aquamarine	+\$0
6F	midnight	+\$0
DA	deep blue	+\$0
HF	inner tone light	+\$0
LT	light tone	+\$0
LU	soft white	+\$0
VR	vivid red	+\$0
WN	warm grey neutral	+\$0
YT	yellow	+\$0
ZP	terra cotta	+\$0

Step 5. Key Number

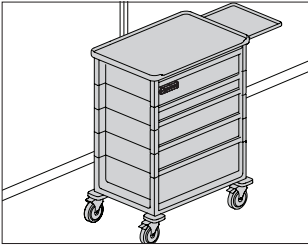
For keyed alike (K)

01	key number 01	+\$0
02	key number 02	+\$0
03	key number 03	+\$0
04	key number 04	+\$0
05	key number 05	+\$0
06	key number 06	+\$0
07	key number 07	+\$0
08	key number 08	+\$0
09	key number 09	+\$0
10	key number 10	+\$0

36" H Procedure Cart with Security *continued*

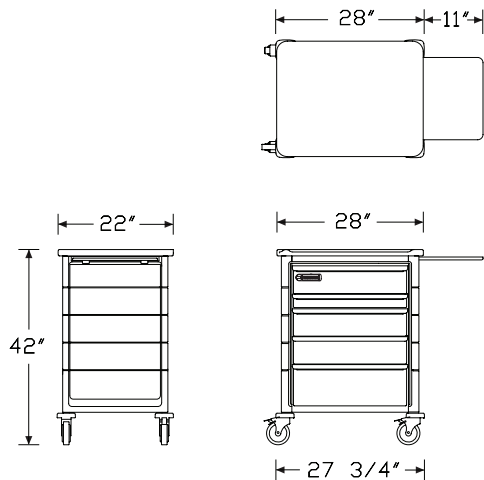
11	key number 11	+\$0	58	key number 58	+\$0
12	key number 12	+\$0	59	key number 59	+\$0
13	key number 13	+\$0	60	key number 60	+\$0
14	key number 14	+\$0	61	key number 61	+\$0
15	key number 15	+\$0	62	key number 62	+\$0
16	key number 16	+\$0	63	key number 63	+\$0
17	key number 17	+\$0	64	key number 64	+\$0
18	key number 18	+\$0	65	key number 65	+\$0
19	key number 19	+\$0	66	key number 66	+\$0
20	key number 20	+\$0	67	key number 67	+\$0
21	key number 21	+\$0	68	key number 68	+\$0
22	key number 22	+\$0	69	key number 69	+\$0
23	key number 23	+\$0	70	key number 70	+\$0
24	key number 24	+\$0	71	key number 71	+\$0
25	key number 25	+\$0	72	key number 72	+\$0
26	key number 26	+\$0	73	key number 73	+\$0
27	key number 27	+\$0	74	key number 74	+\$0
28	key number 28	+\$0	75	key number 75	+\$0
29	key number 29	+\$0	76	key number 76	+\$0
30	key number 30	+\$0	77	key number 77	+\$0
31	key number 31	+\$0	78	key number 78	+\$0
32	key number 32	+\$0	79	key number 79	+\$0
33	key number 33	+\$0	80	key number 80	+\$0
34	key number 34	+\$0	81	key number 81	+\$0
35	key number 35	+\$0	82	key number 82	+\$0
36	key number 36	+\$0	83	key number 83	+\$0
37	key number 37	+\$0	84	key number 84	+\$0
38	key number 38	+\$0	85	key number 85	+\$0
39	key number 39	+\$0	86	key number 86	+\$0
40	key number 40	+\$0	87	key number 87	+\$0
41	key number 41	+\$0	88	key number 88	+\$0
42	key number 42	+\$0	89	key number 89	+\$0
43	key number 43	+\$0	90	key number 90	+\$0
44	key number 44	+\$0	91	key number 91	+\$0
45	key number 45	+\$0	92	key number 92	+\$0
46	key number 46	+\$0	93	key number 93	+\$0
47	key number 47	+\$0	94	key number 94	+\$0
48	key number 48	+\$0	95	key number 95	+\$0
49	key number 49	+\$0	96	key number 96	+\$0
50	key number 50	+\$0	97	key number 97	+\$0
51	key number 51	+\$0	98	key number 98	+\$0
52	key number 52	+\$0	99	key number 99	+\$0
53	key number 53	+\$0			
54	key number 54	+\$0			
55	key number 55	+\$0			
56	key number 56	+\$0			
57	key number 57	+\$0			

42"H Procedure Cart with Limited SecurityCTC.



Procedure/Supply Carts

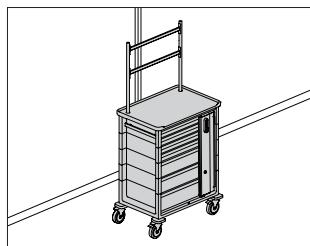
Product Information
Description
This cart is a typical configuration for basic supply storage with 1 locking drawer.
This cart includes the following components:
<ul style="list-style-type: none">• 42"-high Series 20 cart with slide-out shelf (CT342.6oS)• 6" drawer with keyless lock (CT501.06P), quantity 1• 3" drawer (CT501.03), quantity 1• 6" drawer (CT501.06), quantity 2• 9" drawer (CT501.09), quantity 1• 3" drawer organizer kit (CT580.03)• 3" drawer organizer kit (CT583.03)• 6" drawer organizer kit (CT575.06)
Notes
All drawers come in the color specified in the drawer finish step.
Dimensions



Specification Information
Step 1.
CTC.342L
\$1748
Step 2. Surface Finish
HF inner tone light
LT light tone
LU soft white
WN warm grey neutral
Step 3. Drawer Finish
1B khaki
2B juniper
3B beachglass
4B plum
5B java
5E aquamarine
6F midnight
DA deep blue
HF inner tone light
LT light tone
LU soft white
VR vivid red
WN warm grey neutral
YT yellow
ZP terra cotta

42" H Procedure Cart with Above-Cart Storage

CTC.



Product Information

Description

This cart is a typical configuration for basic supply storage with security. The purpose is to store and organize light weight supplies above the cart for quick access.

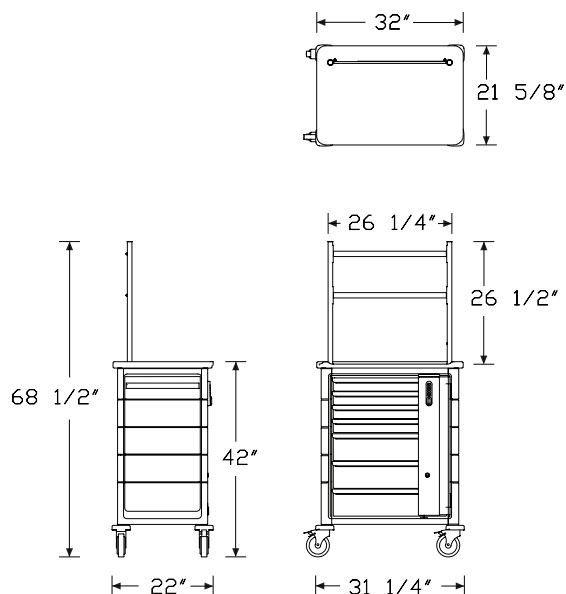
This cart includes the following components:

- 42"-high Series 24 cart (CT142.60N)
- 3" drawer (CT511.03), quantity 4
- 6" drawer (CT511.06), quantity 3
- Basic keyless lock bar (CT625.P42R)
- Segment 3 mounted accessory rail (CT782.15R3)
- Segment 4 mounted accessory rail (CT782.15L4)
- Above cart rail (CT796.)
- Above cart add-on rail (CT797.)

Notes

All drawers come in the color specified in the drawer finish step.

Dimensions



Specification Information

Step 1.

CTC.142

Step 2. Lock

- | | |
|----------|-------------------|
| K | keyed alike |
| L | keyed differently |

Prices for Steps 1-2.

CTC.142 K	\$2012
L	\$2012

Step 3. Base/Lock Bar Finish

HF	inner tone light	+\$0
LT	light tone	+\$0
LU	soft white	+\$0
WN	warm grey neutral	+\$0

Step 4. Drawer Finish

1B	khaki	+\$0
2B	juniper	+\$0
3B	beachglass	+\$0
4B	plum	+\$0
5B	java	+\$0
5E	aquamarine	+\$0
6F	midnight	+\$0
DA	deep blue	+\$0
HF	inner tone light	+\$0
LT	light tone	+\$0
LU	soft white	+\$0
VR	vivid red	+\$0
WN	warm grey neutral	+\$0
YT	yellow	+\$0
ZP	terra cotta	+\$0

Step 5. Key Number

For keyed alike (K)

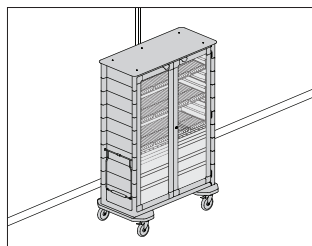
01	key number 01	+\$0
02	key number 02	+\$0
03	key number 03	+\$0
04	key number 04	+\$0
05	key number 05	+\$0
06	key number 06	+\$0
07	key number 07	+\$0
08	key number 08	+\$0
09	key number 09	+\$0
10	key number 10	+\$0

42"H Procedure Cart with Above-Cart Storage *continued*

Procedure/Supply Carts

11	key number 11	+\$0	58	key number 58	+\$0
12	key number 12	+\$0	59	key number 59	+\$0
13	key number 13	+\$0	60	key number 60	+\$0
14	key number 14	+\$0	61	key number 61	+\$0
15	key number 15	+\$0	62	key number 62	+\$0
16	key number 16	+\$0	63	key number 63	+\$0
17	key number 17	+\$0	64	key number 64	+\$0
18	key number 18	+\$0	65	key number 65	+\$0
19	key number 19	+\$0	66	key number 66	+\$0
20	key number 20	+\$0	67	key number 67	+\$0
21	key number 21	+\$0	68	key number 68	+\$0
22	key number 22	+\$0	69	key number 69	+\$0
23	key number 23	+\$0	70	key number 70	+\$0
24	key number 24	+\$0	71	key number 71	+\$0
25	key number 25	+\$0	72	key number 72	+\$0
26	key number 26	+\$0	73	key number 73	+\$0
27	key number 27	+\$0	74	key number 74	+\$0
28	key number 28	+\$0	75	key number 75	+\$0
29	key number 29	+\$0	76	key number 76	+\$0
30	key number 30	+\$0	77	key number 77	+\$0
31	key number 31	+\$0	78	key number 78	+\$0
32	key number 32	+\$0	79	key number 79	+\$0
33	key number 33	+\$0	80	key number 80	+\$0
34	key number 34	+\$0	81	key number 81	+\$0
35	key number 35	+\$0	82	key number 82	+\$0
36	key number 36	+\$0	83	key number 83	+\$0
37	key number 37	+\$0	84	key number 84	+\$0
38	key number 38	+\$0	85	key number 85	+\$0
39	key number 39	+\$0	86	key number 86	+\$0
40	key number 40	+\$0	87	key number 87	+\$0
41	key number 41	+\$0	88	key number 88	+\$0
42	key number 42	+\$0	89	key number 89	+\$0
43	key number 43	+\$0	90	key number 90	+\$0
44	key number 44	+\$0	91	key number 91	+\$0
45	key number 45	+\$0	92	key number 92	+\$0
46	key number 46	+\$0	93	key number 93	+\$0
47	key number 47	+\$0	94	key number 94	+\$0
48	key number 48	+\$0	95	key number 95	+\$0
49	key number 49	+\$0	96	key number 96	+\$0
50	key number 50	+\$0	97	key number 97	+\$0
51	key number 51	+\$0	98	key number 98	+\$0
52	key number 52	+\$0	99	key number 99	+\$0
53	key number 53	+\$0			
54	key number 54	+\$0			
55	key number 55	+\$0			
56	key number 56	+\$0			
57	key number 57	+\$0			

72" H Clinical Supply Storage Cart CTC.



Product Information

Description

This cart is a typical configuration for bulk supply storage requiring a range of organizational options.

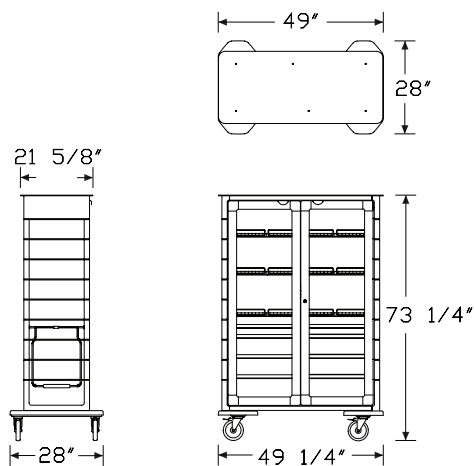
This cart includes the following components:

- 72"-high Series 20 double-wide cart (CT472.104)
- Double-wide clear doors (CT707.272)
- 3" drawer (CT501.03), quantity 2
- 6" drawer (CT501.06), quantity 4
- 9" drawer (CT501.09), quantity 2
- Double-wide wire shelf (CT526.), quantity 2
- Wire shelf dividers (CT527.)
- 3" drawer organizer kit (CT580.03)
- 3" drawer organizer kit (CT581.03)
- 6" drawer organizer kit (CT575.06), quantity 2

Notes

All drawers come in the color specified in the drawer finish step.

Dimensions



Specification Information

Step 1.

CTC.472

Step 2. Lock

N	no lock
L	keyed differently
K	keyed alike
P	keyless lock

Prices for Steps 1-2.

CTC.472 N	\$2968
L	\$3069
K	\$3069
P	\$3211

Step 3. Base/Door Frame Finish

HF	inner tone light	+\$0
LT	light tone	+\$0
LU	soft white	+\$0
WN	warm grey neutral	+\$0

Step 4. Door Insert Finish

HF	inner tone light	+\$0
LT	light tone	+\$0
LU	soft white	+\$0
TR	clear	+\$0
WN	warm grey neutral	+\$0

Step 5. Drawer Finish

1B	khaki	+\$0
2B	juniper	+\$0
3B	beachglass	+\$0
4B	plum	+\$0
5B	java	+\$0
5E	aquamarine	+\$0
6F	midnight	+\$0
DA	deep blue	+\$0
HF	inner tone light	+\$0
LT	light tone	+\$0
LU	soft white	+\$0
VR	vivid red	+\$0
WN	warm grey neutral	+\$0
YT	yellow	+\$0
ZP	terra cotta	+\$0

72"H Clinical Supply Storage Cart

continued

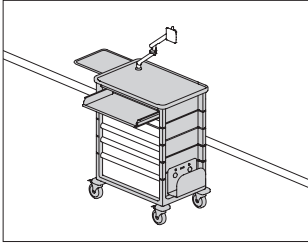
Procedure/Supply Carts

Step 6. Key Number					
For keyed alike (K)					
01	key number 01	+\$0	46	key number 46	+\$0
02	key number 02	+\$0	47	key number 47	+\$0
03	key number 03	+\$0	48	key number 48	+\$0
04	key number 04	+\$0	49	key number 49	+\$0
05	key number 05	+\$0	50	key number 50	+\$0
06	key number 06	+\$0	51	key number 51	+\$0
07	key number 07	+\$0	52	key number 52	+\$0
08	key number 08	+\$0	53	key number 53	+\$0
09	key number 09	+\$0	54	key number 54	+\$0
10	key number 10	+\$0	55	key number 55	+\$0
11	key number 11	+\$0	56	key number 56	+\$0
12	key number 12	+\$0	57	key number 57	+\$0
13	key number 13	+\$0	58	key number 58	+\$0
14	key number 14	+\$0	59	key number 59	+\$0
15	key number 15	+\$0	60	key number 60	+\$0
16	key number 16	+\$0	61	key number 61	+\$0
17	key number 17	+\$0	62	key number 62	+\$0
18	key number 18	+\$0	63	key number 63	+\$0
19	key number 19	+\$0	64	key number 64	+\$0
20	key number 20	+\$0	65	key number 65	+\$0
21	key number 21	+\$0	66	key number 66	+\$0
22	key number 22	+\$0	67	key number 67	+\$0
23	key number 23	+\$0	68	key number 68	+\$0
24	key number 24	+\$0	69	key number 69	+\$0
25	key number 25	+\$0	70	key number 70	+\$0
26	key number 26	+\$0	71	key number 71	+\$0
27	key number 27	+\$0	72	key number 72	+\$0
28	key number 28	+\$0	73	key number 73	+\$0
29	key number 29	+\$0	74	key number 74	+\$0
30	key number 30	+\$0	75	key number 75	+\$0
31	key number 31	+\$0	76	key number 76	+\$0
32	key number 32	+\$0	77	key number 77	+\$0
33	key number 33	+\$0	78	key number 78	+\$0
34	key number 34	+\$0	79	key number 79	+\$0
35	key number 35	+\$0	80	key number 80	+\$0
36	key number 36	+\$0	81	key number 81	+\$0
37	key number 37	+\$0	82	key number 82	+\$0
38	key number 38	+\$0	83	key number 83	+\$0
39	key number 39	+\$0	84	key number 84	+\$0
40	key number 40	+\$0	85	key number 85	+\$0
41	key number 41	+\$0	86	key number 86	+\$0
42	key number 42	+\$0	87	key number 87	+\$0
43	key number 43	+\$0	88	key number 88	+\$0
44	key number 44	+\$0	89	key number 89	+\$0
45	key number 45	+\$0	90	key number 90	+\$0
			91	key number 91	+\$0
			92	key number 92	+\$0

72" H Clinical Supply Storage Cart

continued

93	key number 93	+\$0
94	key number 94	+\$0
95	key number 95	+\$0
96	key number 96	+\$0
97	key number 97	+\$0
98	key number 98	+\$0
99	key number 99	+\$0



Product Information

Description

Storage and technology carts provide the ability to combine charting, inventory management, and storage in 1 cart. This cart has Flo® through-mount hardware installed on the left side of the cart top and is ready to accept a Flo monitor arm, sold separately. The cart has a raised-edge top and an optional shelf that slides out on the left or right side. It comes with a rail-attached power outlet strip or a bracket to mount a field-supplied power strip, and a cable management channel. There are 2 1"-diameter holes in the upper back of the cart body on the left and right sides for routing mouse and keyboard wires, and 10 interior slots at 3" intervals. When using the keyboard shelf, there are 9 available interior slots. The cart has 5" casters; 2 swivel/brake casters in front, 2 swivel casters in back.

Flo is an easy to move, slim profile monitor arm that can support a single flat panel monitor or laptop holder. It has a 13 1/4" height-adjustment range, a 20 5/8" extension range, and allows the monitor to tilt 40° upward and -40° downward. The arm includes a quick-disconnect feature that allows easy installation and removal of a monitor or laptop holder. It has integrated cable management along the underside of the arm, and a visual indicator that shows the arm's tension setting. The arm meets VESA 75mm and 100mm standards (Video Electronic Standards Association-Mounting Interface Standard). An allen wrench for adjusting arm tension is included. Cart ships with Flo through-mount hardware attached. The arm slides onto the mount; no additional hardware required.

Notes

Keyboard shelf has full-extension drawer slides and holds up to 25 pounds. Finish is black.

Cart is compatible only with Flo monitor arm.

Flo arm accommodates monitor and laptop weights ranging from 7 to 20 pounds.

Order the following products separately:

- Flo single screen monitor arm-arm only (Y92090.) (open market)
- Optional laptop mount (Y91177.) for Flo arm (open market)
- Cord wrap (CT779.)
- Drawers, drawer accessories, shelves, cassettes, and holders
- Rail-mounted electrical components, containers, and holders

Flo monitor arm will always mount on left side of cart and CPU holder on the right side to balance the weight.

Laptop mount (Y91177.) requires 100mm VESA plate (not included).

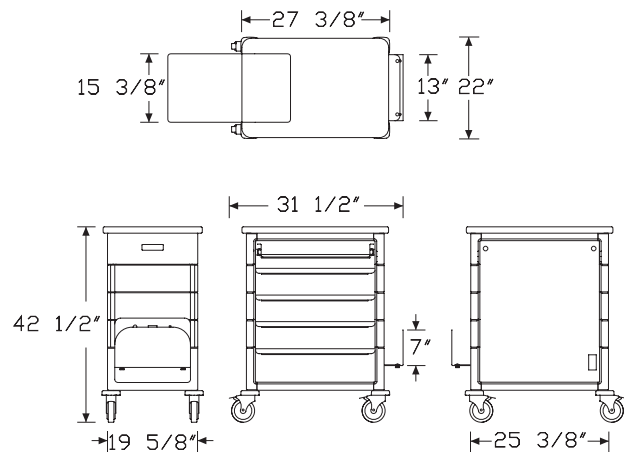
It supports laptops of varying widths up to 11" deep and 1 1/2" thick. It supports docking stations up to 11" wide and 5" deep.

Flip-up shelf (CT750.) cannot be mounted on the same side of the cart as the CPU holder.

Side-mounted CPU holder finish is soft white (LU).

Side-mounted CPU holder width adjusts to hold computer cases ranging from 4"-6 1/2" wide. Maximum cube space for CPU cases is 6 1/2" wide x 13" deep x 25" high. Maximum weight capacity of CPU holder is 50 pounds.

Dimensions



Storage and Technology Cart

continued

Specification Information

Step 1.

CTT.

Step 2. Cart Interior Width

342 20 series

142 24 series

Step 3. Top

60C raised-edge top

60SC raised-edge top with slide-out shelf

Step 4. Keyboard Shelf

N no keyboard shelf

Y keyboard shelf

Prices for Steps 1-4.

		N	Y
CTT.	342 60C	\$925	1079
	60SC	\$1089	1243
	142 60C	\$946	1101
	60SC	\$1122	1277

Step 5. Surface Finish

HF inner tone light +\$0

LT light tone +\$0

LU soft white +\$0

WN warm grey neutral +\$0

Step 6. CPU Side Mount Options

NCR for no CPU or for used with Compact CPU +\$0

RMC right side mounted CPU holder +\$85

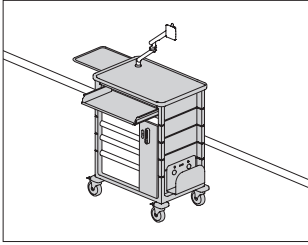
Step 7. Power Strip

RMB includes rail and mounting bracket only +\$0

RPS includes rail with power strip +\$130

Locking Storage and Technology Cart

CTTL.



Procedure/Supply Carts

Product Information

Description

Storage and technology carts provide the ability to combine charting, inventory management, and storage in 1 cart. Flo® through-mount hardware comes installed on the left side of the cart top and is ready to accept a Flo monitor arm, sold separately. This 42"-high cart includes a divider between keyboard tray and storage to allow keyboard access while the storage can remain locked by the 36"-high lock bar. The cart has a raised-edge top and an optional shelf that slides out on the left or right side. It comes with a rail-attached power outlet strip or a bracket to mount a field-supplied power strip, and a cable management channel. There are 2 1"-diameter holes in the upper back of the cart body on the left and right sides for routing mouse and keyboard wires, and 10 interior slots at 3" intervals. When using the keyboard shelf, there are 9 available interior slots. The cart has 5" casters; 2 swivel/brake casters in front, 2 swivel casters in back.

The lockbar prevents unauthorized access to drawers or cassette bins. It offers multiple security and access options and re-locks automatically when closed. Keyless entry options have a sleep mode for tamper protection when several incorrect codes are entered, a 9-volt battery "jump" capability, and a keyed backup. Batteries included.

The proximity reader will read most low frequency HID Prox Cards (125 kHz). The use of a card other than one from Herman Miller, Inc., should be verified. Various combinations of "user" and "supervisor" codes can be set.

Flo is an easy to move, slim profile monitor arm that can support a single flat panel monitor or laptop holder. It has a 13 1/4" height-adjustment range, a 20 5/8" extension range, and allows the monitor to tilt 40° upward and -40° downward. The arm includes a quick-disconnect feature that allows easy installation and removal of a monitor or laptop holder. It has integrated cable management along the underside of the arm, and a visual indicator that shows the arm's tension setting. The arm meets VESA 75mm and 100mm standards (Video Electronic Standards Association-Mounting Interface Standard). An allen wrench for adjusting arm tension is included. Cart ships with Flo through-mount hardware attached. The arm slides onto the mount; no additional hardware required.

Notes

Keyboard shelf has full-extension drawer slides and holds up to 25 pounds. Finish is black.

Cart is compatible only with Flo monitor arm.

Flo arm accommodates monitor and laptop weights ranging from 7 to 20 pounds.

Order the following products separately:

- Flo single screen monitor arm-arm only (Y92090.) (open market)
- Optional laptop mount (Y91177.) for Flo arm (open market)
- Cord wrap (CT779.)
- Drawers, drawer accessories, shelves, cassettes, and holders
- Rail-mounted electrical components, containers, and holders
- Proximity access (CT623., CT624.)

Flo monitor arm will always mount on left side of cart and CPU holder on the right side to balance the weight.

Laptop mount (Y91177.) requires 100mm VESA plate (not included).

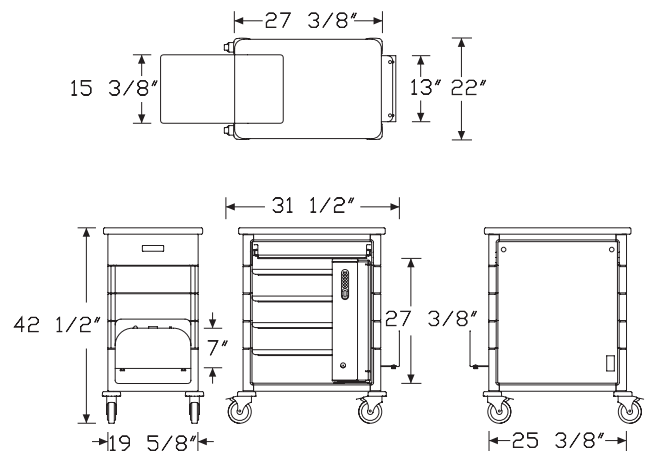
It supports laptops of varying widths up to 11" deep and 1 1/2" thick. It supports docking stations up to 11" wide and 5" deep.

Flip-up shelf (CT750.) cannot be mounted on the same side of the cart as the CPU holder.

Side-mounted CPU holder finish is soft white (LU).

Side-mounted CPU holder width adjusts to hold computer cases ranging from 4"-6 1/2" wide. Maximum cube space for CPU cases is 6 1/2" wide x 13" deep x 25" high. Maximum weight capacity of CPU holder is 50 pounds.

Dimensions



Locking Storage and Technology

Cart *continued*

Specification Information

Step 1.

CTTL.

Step 2. Cart Interior Width

342 20 series

142 24 series

Step 3. Top

60C raised-edge top

60SC raised-edge top with slide-out shelf

Step 4. Lockbar

B basic lock bar

P proximity lock bar

Step 5. Lock

K keyed alike

L keyed differently

Prices for Steps 1-5.

		BK	BL	PK	PL
CTTL.	342 60C	\$1600	1599	2455	2454
	60SC	\$1763	1763	2618	2618
	142 60C	\$1622	1621	2476	2475
	60SC	\$1796	1796	2649	2649

Step 6. Base/Lock Bar Finish

HF inner tone light +\$0

LT light tone +\$0

LU soft white +\$0

WN warm grey neutral +\$0

Step 7. CPU Side Mount Options

NCR for no CPU or for used with Compact CPU +\$0

RMC right side mounted CPU holder +\$85

Step 8. Power Strip

RMB includes rail and mounting bracket only +\$0

RPS includes rail with power strip +\$130

Step 9. Key Number

For keyed alike (K)

01 key number 01 +\$0

02 key number 02 +\$0

03 key number 03 +\$0

04 key number 04 +\$0

05 key number 05

06 key number 06

07 key number 07

08 key number 08

09 key number 09

10 key number 10

11 key number 11

12 key number 12

13 key number 13

14 key number 14

15 key number 15

16 key number 16

17 key number 17

18 key number 18

19 key number 19

20 key number 20

21 key number 21

22 key number 22

23 key number 23

24 key number 24

25 key number 25

26 key number 26

27 key number 27

29 key number 29

30 key number 30

31 key number 31

32 key number 32

33 key number 33

34 key number 34

35 key number 35

36 key number 36

37 key number 37

38 key number 38

39 key number 39

40 key number 40

41 key number 41

42 key number 42

43 key number 43

44 key number 44

45 key number 45

46 key number 46

47 key number 47

48 key number 48

49 key number 49

50 key number 50

51 key number 51

52 key number 52

+\$0

+\$0

+\$0

+\$0

+\$0

+\$0

+\$0

+\$0

+\$0

+\$0

+\$0

+\$0

+\$0

+\$0

+\$0

+\$0

+\$0

+\$0

+\$0

+\$0

+\$0

+\$0

+\$0

+\$0

+\$0

+\$0

+\$0

+\$0

+\$0

+\$0

+\$0

+\$0

+\$0

+\$0

+\$0

+\$0

+\$0

+\$0

+\$0

+\$0

+\$0

+\$0

+\$0

+\$0

+\$0

+\$0

+\$0

Procedure/Supply Carts

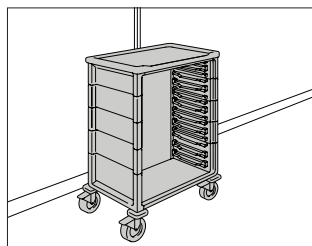
Locking Storage and Technology

Cart *continued*

Procedure/Supply Carts

53	key number 53	+\$0
54	key number 54	+\$0
55	key number 55	+\$0
56	key number 56	+\$0
57	key number 57	+\$0
58	key number 58	+\$0
59	key number 59	+\$0
60	key number 60	+\$0
61	key number 61	+\$0
62	key number 62	+\$0
63	key number 63	+\$0
64	key number 64	+\$0
65	key number 65	+\$0
66	key number 66	+\$0
67	key number 67	+\$0
68	key number 68	+\$0
69	key number 69	+\$0
70	key number 70	+\$0
71	key number 71	+\$0
72	key number 72	+\$0
73	key number 73	+\$0
74	key number 74	+\$0
75	key number 75	+\$0
76	key number 76	+\$0
77	key number 77	+\$0
78	key number 78	+\$0
79	key number 79	+\$0
80	key number 80	+\$0
81	key number 81	+\$0
82	key number 82	+\$0
83	key number 83	+\$0
84	key number 84	+\$0
85	key number 85	+\$0
86	key number 86	+\$0
87	key number 87	+\$0
88	key number 88	+\$0
89	key number 89	+\$0
90	key number 90	+\$0
91	key number 91	+\$0
92	key number 92	+\$0
93	key number 93	+\$0
94	key number 94	+\$0
95	key number 95	+\$0
96	key number 96	+\$0
97	key number 97	+\$0
98	key number 98	+\$0
99	key number 99	+\$0

Single-Wide Cart



CT136.
CT142.
CT172.
CT336.
CT342.
CT372.

Product Information

Description

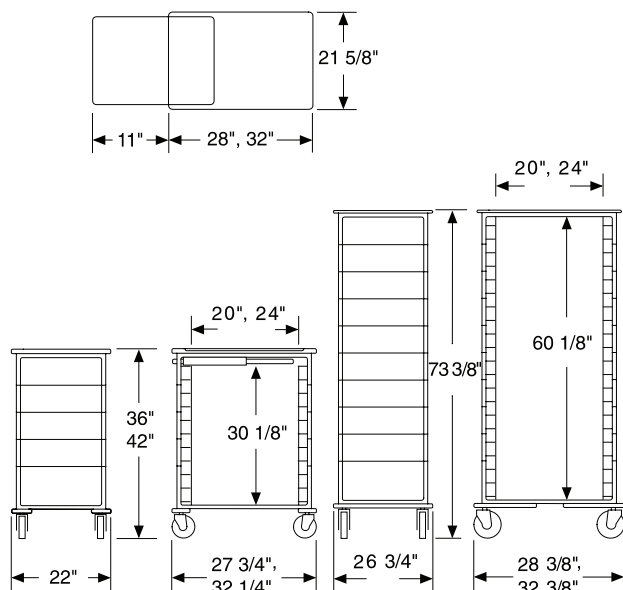
This 20"-deep cart has 2 swivel/brake casters in front, 2 swivel casters in back, and bumpers on all 4 corners. It is available with a 20"- or 24"-wide interior. The 36"- and 42"-high carts have a raised-edge top, an optional shelf that slides out on the left or right side, and 5" casters; the 72"-high cart has a flat top and 6" casters. The 36"-high cart has 4 segments with 8 slots; the 42"-high cart has 5 segments with 10 slots; and the 72"-high cart has 10 segments with 20 slots.

Notes

Order the following products separately:

- Cart-mounted shelves, rails, trays, and holders
- Closure and lock components
- Drawers, drawer accessories, shelves, cassettes, and holders
- Rail-mounted electrical components, containers, and holders

Dimensions



Specification Information

Step 1.

CT

Step 2. Cart Interior Width

3 20" wide

1 24" wide

Step 3. Height

36. 36" high

42. 42" high

72. 72" high

Step 4. Top

For 36" high (36.) or 42" high (42.)

60N raised-edge top

60S raised-edge top with slide-out shelf

For 72" high (72.)

10N flat top

Prices for Steps 1-4.

CT336. 60N \$730

60S \$910

CT342. 60N \$750

60S \$929

CT372. 10N \$1211

CT136. 60N \$766

60S \$946

CT142. 60N \$789

60S \$969

CT172. 10N \$1265

Step 5. Surface Finish

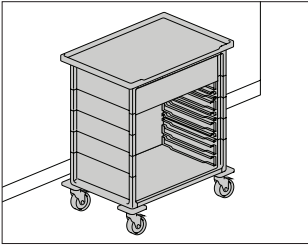
HF inner tone light +\$0

LT light tone +\$0

LU soft white +\$0

WN warm grey neutral +\$0

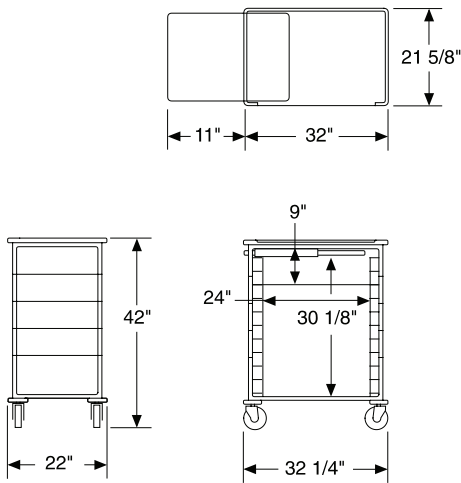
Single-Wide Cart, Dual AccessCT142.



Procedure/Supply Carts

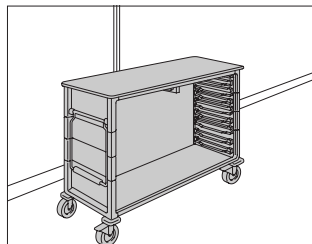
Product Information
Description
This 42"-high cart provides access to the interior from the front and back, making it ideal for use as a response cart. It has a raised-edge top and an optional shelf that slides out on the left or right. A breakaway bar at front and back are also included. The cart has 5" casters; 2 swivel/brake casters in front, 2 swivel casters in back. It has a 24"-wide interior and slots at 3" intervals (7 slots in the front and 3 slots in the back) to hold interior components.
Notes
Order the following products separately:
<ul style="list-style-type: none">• Cart-mounted shelves, rails, trays, and holders• Drawers, drawer accessories, shelves, cassettes, and holders• Rail-mounted electrical components, containers, and holders
Dimensions

Specification Information
Step 1.
CT142.
Step 2. Top
61B raised-edge top
61S raised-edge top with slide-out shelf
Prices for Steps 1-2.
CT142. 61B
61S
Step 3. Surface Finish
HF inner tone light
LT light tone
LU soft white
WN warm grey neutral



Double-Wide Cart

CT236.
CT242.
CT272.
CT436.
CT442.
CT472.



Product Information

Description

This 20"-deep cart has 1 swivel/brake caster and 1 swivel/direction-lock caster in front, 2 swivel casters in back, and bumpers on all 4 corners. A pull handle is installed on the left side of segment 4. 36"- and 42"-high carts have a flat top and 5" casters; the 72"-high cart has a flat top and 6" casters. The 36"- and 42"-high carts are available with a top or full spine; the 72"-high cart is available with or without a spine.

Notes

Height, spine, and interior slot combinations are:

Height—Spine—Interior Slots

36"—top spine—2 single-wide slots and 7 double-wide slots

36"—full spine—16 single-wide slots

42"—top spine—2 single-wide slots and 9 double-wide slots

42"—full spine—20 single-wide slots

72"—no spine—20 double-wide slots

72"—partial spine—16 single-wide slots and 12 double-wide slots

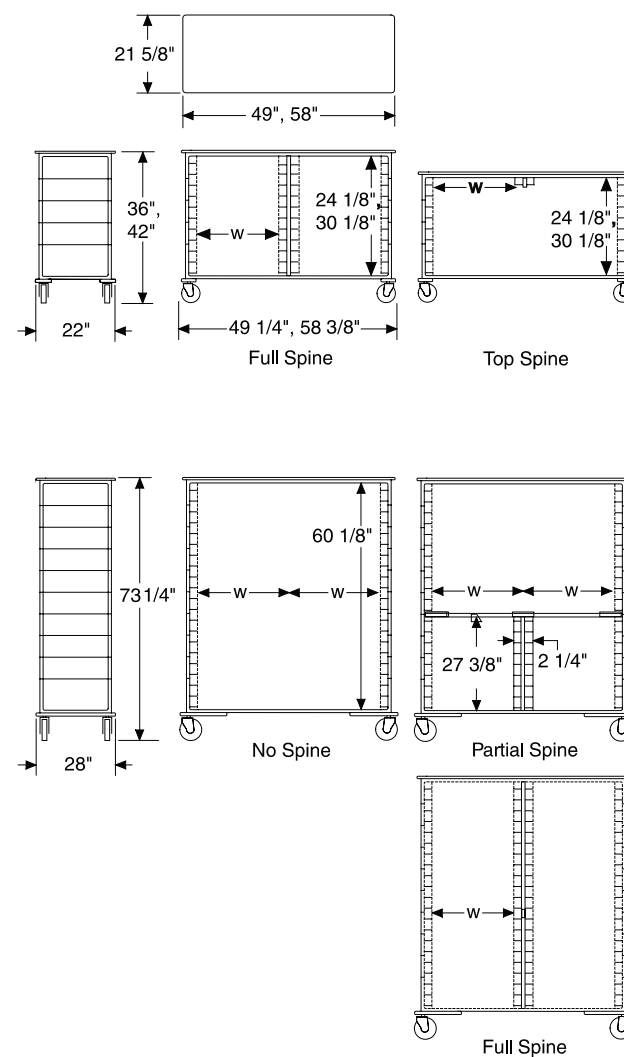
72"—full spine—40 single-wide slots

Top spine extends 3" from the top of a 36"- or 42"-high cart. Partial spine extends 27½" from the bottom of a 72"-high cart and includes a double-wide wire shelf.

Order the following products separately:

- Cart-mounted shelves, rails, trays, and holders
- Closure and lock components
- Drawers, drawer accessories, shelves, cassettes, and holders
- Rail-mounted electrical components, containers, and holders

Dimensions



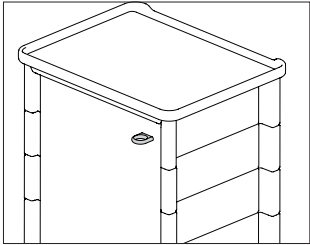
Double-Wide Cart *continued*

Specification Information				
Step 1.				
CT				
Step 2. Cart Interior Width				
4	2 20"-wide sections			
2	2 24"-wide sections			
Step 3. Height				
36.	36" high			
42.	42" high			
72.	72" high			
Step 4. Top				
For 36" high (36.) or 42" high (42.)				
60	flat top			
For 72" high (72.)				
10	flat top			
Step 5. Spine				
For 36" high (36.) or 42" high (42.)				
T	top spine			
F	full spine			
For 72" high (72.)				
N	no spine			
4	partial spine			
F	full spine			
Prices for Steps 1-5.				
	N	T	4	F
CT436. 60	—	\$1023	—	1201
CT442. 60	—	\$1098	—	1232
CT472. 10	\$1726	—	1938	1812
CT236. 60	—	\$1184	—	1196
CT242. 60	—	\$1328	—	1343
CT272. 10	\$1754	—	1970	2008

Step 6. Surface Finish		
HF	inner tone light	+\$0
LT	light tone	+\$0
LU	soft white	+\$0
WN	warm grey neutral	+\$0

Laptop Lock Loop

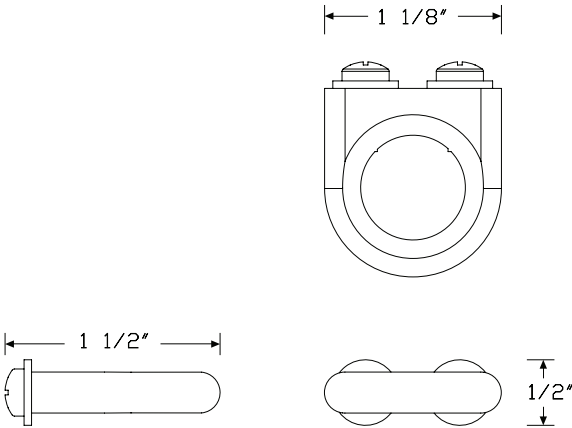
CT714.



Product Information
Description
This loop attaches to the back of a cart body. It is used with a standard laptop locking cable in order to secure a laptop to the cart body.
Notes
Locking cable not included.
Dimensions

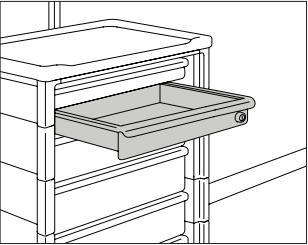
Specification Information
Step 1.
CT714.
\$20

Procedure/Supply Carts



Drawer

CT501.
CT511.

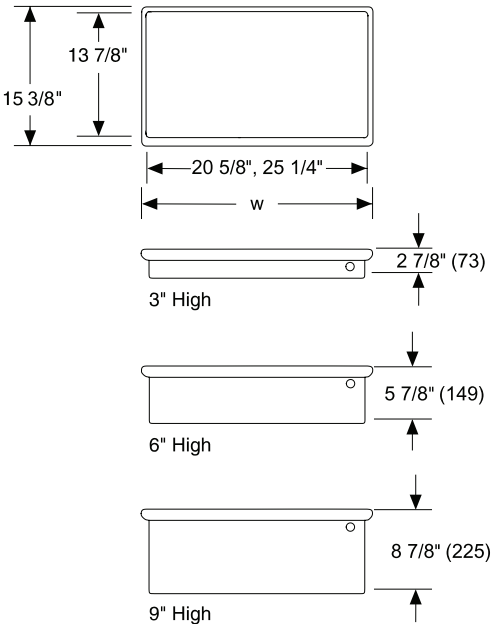


Product Information

Description
This drawer fits into a single- or double-wide cart and has stops to prevent accidental removal. It is available with no lock, a keyed lock, keyless lock, or RFID lock. Includes 1 label clip.
The 3"-high drawer fills 1 set of cart slots; the 6"-high drawer fills 2 sets of cart slots; the 9"-high drawer fills 3 sets of cart slots.

Notes
Order optional accessories separately:
• 3"-high drawer organizer kit, 20"-wide cart interior (CT580., CT581., CT582., CT583., CT584., or CT585.)
• 3"-high drawer organizer kit, 24"-wide cart interior (CT560., CT561., CT562., CT563., or CT564.)
• 6"-high drawer organizer kit, 20"-wide cart interior (CT575. or CT576.)
• 6"-high drawer organizer kit, 24"-wide cart interior (CT570. or CT571.)
• Clear lid (CT508.)
• Drawer/shelf divider (CT550.)
• Full-extension drawer slides (CT504.) for 3"- or 6"-high drawer with no lock
Drawer with keyed or keyless lock cannot be used with full-extension drawer slides.
Drawer with keyless lock (P) or RFID lock (R) option cannot be used with lockbar installed on left side of cart.
Keyed lock is located on right side; keyless lock and RFID lock are located on left side.
For general information on locks, see Keyed-Alike Information in Appendices.

Dimensions



Specification Information

Step 1.

CT5

Step 2. Cart Interior Width

01. 20" wide

11. 24" wide

Step 3. Height

For 20" wide (01.)

03 3" high

06 6" high

09 9" high

For 24" wide (11.)

03 3" high

06 6" high

Step 4. Lock

For no lock (), skip this step.*

L keyed differently

K keyed alike

P keyless lock

R RFID Lock

Prices for Steps 1-4.

	*	L	K	P	R
CT501. 03	\$56	112	112	356	718
06	\$70	126	126	370	731
09	\$90	146	146	391	751
CT511. 03	\$57	114	114	357	719
06	\$71	127	127	371	732

Step 5. Drawer Finish

1B	khaki	+\$0
2B	juniper	+\$0
3B	beachglass	+\$0
4B	plum	+\$0
5B	java	+\$0
5E	aquamarine	+\$0
6F	midnight	+\$0
DA	deep blue	+\$0
HF	inner tone light	+\$0
LT	light tone	+\$0
LU	soft white	+\$0
VR	vivid red	+\$0
WN	warm grey neutral	+\$0
YT	yellow	+\$0
ZP	terra cotta	+\$0

Step 6. Drawer Key Number

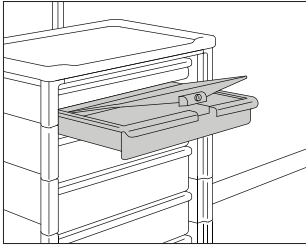
For keyed alike (K)

01	key number 01	+\$0
02	key number 02	+\$0
03	key number 03	+\$0
04	key number 04	+\$0
05	key number 05	+\$0
06	key number 06	+\$0
07	key number 07	+\$0
08	key number 08	+\$0
09	key number 09	+\$0
10	key number 10	+\$0
11	key number 11	+\$0
12	key number 12	+\$0
13	key number 13	+\$0
14	key number 14	+\$0
15	key number 15	+\$0
16	key number 16	+\$0
17	key number 17	+\$0
18	key number 18	+\$0
19	key number 19	+\$0
20	key number 20	+\$0
21	key number 21	+\$0
22	key number 22	+\$0
23	key number 23	+\$0
24	key number 24	+\$0
25	key number 25	+\$0
26	key number 26	+\$0
27	key number 27	+\$0
28	key number 28	+\$0

29	key number 29	+\$0	76	key number 76	+\$0
30	key number 30	+\$0	77	key number 77	+\$0
31	key number 31	+\$0	78	key number 78	+\$0
32	key number 32	+\$0	79	key number 79	+\$0
33	key number 33	+\$0	80	key number 80	+\$0
34	key number 34	+\$0	81	key number 81	+\$0
35	key number 35	+\$0	82	key number 82	+\$0
36	key number 36	+\$0	83	key number 83	+\$0
37	key number 37	+\$0	84	key number 84	+\$0
38	key number 38	+\$0	85	key number 85	+\$0
39	key number 39	+\$0	86	key number 86	+\$0
40	key number 40	+\$0	87	key number 87	+\$0
41	key number 41	+\$0	88	key number 88	+\$0
42	key number 42	+\$0	89	key number 89	+\$0
43	key number 43	+\$0	90	key number 90	+\$0
44	key number 44	+\$0	91	key number 91	+\$0
45	key number 45	+\$0	92	key number 92	+\$0
46	key number 46	+\$0	93	key number 93	+\$0
47	key number 47	+\$0	94	key number 94	+\$0
48	key number 48	+\$0	95	key number 95	+\$0
49	key number 49	+\$0	96	key number 96	+\$0
50	key number 50	+\$0	97	key number 97	+\$0
51	key number 51	+\$0	98	key number 98	+\$0
52	key number 52	+\$0	99	key number 99	+\$0
53	key number 53	+\$0			
54	key number 54	+\$0			
55	key number 55	+\$0			
56	key number 56	+\$0			
57	key number 57	+\$0			
58	key number 58	+\$0			
59	key number 59	+\$0			
60	key number 60	+\$0			
61	key number 61	+\$0			
62	key number 62	+\$0			
63	key number 63	+\$0			
64	key number 64	+\$0			
65	key number 65	+\$0			
66	key number 66	+\$0			
67	key number 67	+\$0			
68	key number 68	+\$0			
69	key number 69	+\$0			
70	key number 70	+\$0			
71	key number 71	+\$0			
72	key number 72	+\$0			
73	key number 73	+\$0			
74	key number 74	+\$0			
75	key number 75	+\$0			

Drawer with Lockable Lid

CT503.
CT513.



Product Information

Description

This 15 1/4" deep drawer fits into a single- or double-wide cart. It has a soft white, lockable lid that can open when the drawer is pulled out. The drawer has stops to prevent accidental removal and includes 1 label clip. The 3"-high drawer is 27/8" high and fills 1 cart slot; the 6"-high drawer is 57/8" high and fills 2 cart slots; the 9"-high drawer is 87/8" high and fills 3 cart slots.

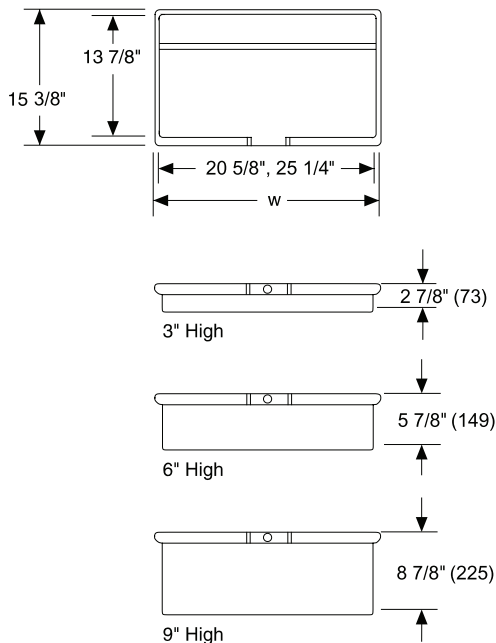
Notes

To fully extend 3"- or 6"-high drawer in 36"- or 42"-high cart, order full-extension drawer slides (CT504.) separately.

For B-size drawer with lockable lid, order A-size subcontainer only. For C-size drawer with lockable lid, order A- or B-size subcontainers only.

For general information on locks, see Keyed-Alike Information in Appendices.

Dimensions



Specification Information

Step 1.

CT5

Step 2. Cart Interior Width

03. 20" wide

13. 24" wide

Step 3. Height

For 20" wide (03.)

03 3" high

06 6" high

09 9" high

For 24" wide (13.)

06 6" high

Step 4. Lid Lock

K keyed alike

L keyed differently

Prices for Steps 1-4.

	K	L
CT503. 03	\$184	184
06	\$192	192
09	\$211	211
CT513. 06	\$198	198

Step 5. Drawer Finish

1B	khaki	+\$0
2B	juniper	+\$0
3B	beachglass	+\$0
4B	plum	+\$0
5B	java	+\$0
5E	aquamarine	+\$0
6F	midnight	+\$0
DA	deep blue	+\$0
HF	inner tone light	+\$0
LT	light tone	+\$0
LU	soft white	+\$0
VR	vivid red	+\$0
WN	warm grey neutral	+\$0
YT	yellow	+\$0
ZP	terra cotta	+\$0

Drawer with Lockable Lid *continued*

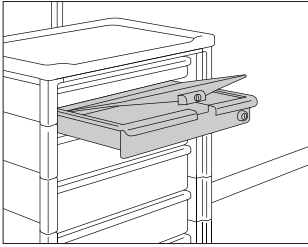
Procedure/Supply Carts – Interior Components

Step 6. Lid Key Number					
<i>For keyed alike (K)</i>					
00	key number 00	+\$0	45	key number 45	+\$0
01	key number 01	+\$0	46	key number 46	+\$0
02	key number 02	+\$0	47	key number 47	+\$0
03	key number 03	+\$0	48	key number 48	+\$0
04	key number 04	+\$0	49	key number 49	+\$0
05	key number 05	+\$0	50	key number 50	+\$0
06	key number 06	+\$0	51	key number 51	+\$0
07	key number 07	+\$0	52	key number 52	+\$0
08	key number 08	+\$0	53	key number 53	+\$0
09	key number 09	+\$0	54	key number 54	+\$0
10	key number 10	+\$0	55	key number 55	+\$0
11	key number 11	+\$0	56	key number 56	+\$0
12	key number 12	+\$0	57	key number 57	+\$0
13	key number 13	+\$0	58	key number 58	+\$0
14	key number 14	+\$0	59	key number 59	+\$0
15	key number 15	+\$0	60	key number 60	+\$0
16	key number 16	+\$0	61	key number 61	+\$0
17	key number 17	+\$0	62	key number 62	+\$0
18	key number 18	+\$0	63	key number 63	+\$0
19	key number 19	+\$0	64	key number 64	+\$0
20	key number 20	+\$0	65	key number 65	+\$0
21	key number 21	+\$0	66	key number 66	+\$0
22	key number 22	+\$0	67	key number 67	+\$0
23	key number 23	+\$0	68	key number 68	+\$0
24	key number 24	+\$0	69	key number 69	+\$0
25	key number 25	+\$0	70	key number 70	+\$0
26	key number 26	+\$0	71	key number 71	+\$0
27	key number 27	+\$0	72	key number 72	+\$0
28	key number 28	+\$0	73	key number 73	+\$0
29	key number 29	+\$0	74	key number 74	+\$0
30	key number 30	+\$0	75	key number 75	+\$0
31	key number 31	+\$0	76	key number 76	+\$0
32	key number 32	+\$0	77	key number 77	+\$0
33	key number 33	+\$0	78	key number 78	+\$0
34	key number 34	+\$0	79	key number 79	+\$0
35	key number 35	+\$0	80	key number 80	+\$0
36	key number 36	+\$0	81	key number 81	+\$0
37	key number 37	+\$0	82	key number 82	+\$0
38	key number 38	+\$0	83	key number 83	+\$0
39	key number 39	+\$0	84	key number 84	+\$0
40	key number 40	+\$0	85	key number 85	+\$0
41	key number 41	+\$0	86	key number 86	+\$0
42	key number 42	+\$0	87	key number 87	+\$0
43	key number 43	+\$0	88	key number 88	+\$0
44	key number 44	+\$0	89	key number 89	+\$0
			90	key number 90	+\$0
			91	key number 91	+\$0

Drawer with Lockable Lid *continued*

92	key number 92	+\$0
93	key number 93	+\$0
94	key number 94	+\$0
95	key number 95	+\$0
96	key number 96	+\$0
97	key number 97	+\$0
98	key number 98	+\$0
99	key number 99	+\$0

Locked Drawer with Lockable Lid CT505. CT515.



Product Information

Description

This drawer fits into a single- or double-wide cart and has stops to prevent accidental removal. It has a soft white, lockable lid that can open when the drawer is pulled out, and is available with a keyed lock, keyless lock or RFID lock. Includes 1 label clip.

The 3"-high drawer fills 1 set of cart slots; the 6"-high drawer fills 2 sets of cart slots; the 9"-high drawer fills 3 sets of cart slots.

Notes

Drawer with keyless lock (P) or RFID lock (R) option cannot be used with lockbar installed on left side of cart.

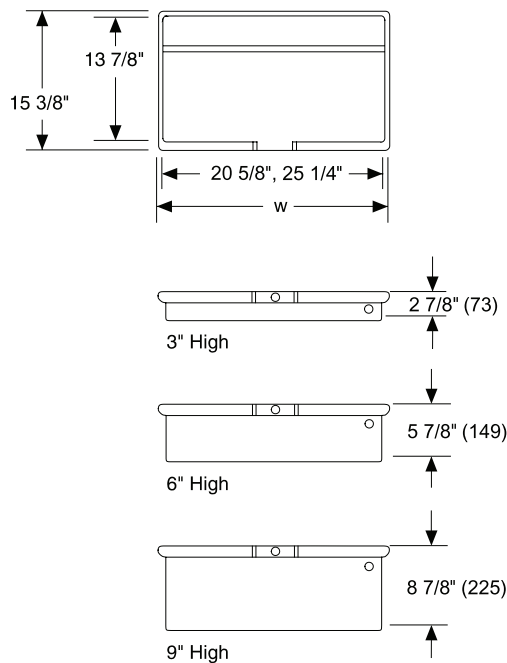
Keyed lock is located on right side; keyless lock and RFID lock are located on left side.

For B-size drawer with lockable lid, order A-size subcontainer only. For

C-size drawer with lockable lid, order A- or B-size subcontainers only.

For general information on locks, see Keyed-Alike Information in Appendices.

Dimensions



Specification Information

Step 1.

CT5

Step 2. Cart Interior Width

05. 20" wide

15. 24" wide

Step 3. Height

For 20" wide (05.)

03 3" high

06 6" high

09 9" high

For 24" wide (15.)

03 3" high

06 6" high

Step 4. Drawer/Lid Lock

L keyed differently

K keyed alike

P keyless lock

R RFID Lock

Prices for Steps 1-4.

	L	K	P	R
CT505. 03	\$237	237	481	838
06	\$250	250	495	851
09	\$271	271	514	870
CT515. 03	\$238	238	482	839
06	\$251	251	496	852

Locked Drawer with Lockable Lid

continued

Step 5. Drawer Finish					
1B	khaki	+\$0	29	key number 29	+\$0
2B	juniper	+\$0	30	key number 30	+\$0
3B	beachglass	+\$0	31	key number 31	+\$0
4B	plum	+\$0	32	key number 32	+\$0
5B	java	+\$0	33	key number 33	+\$0
5E	aquamarine	+\$0	34	key number 34	+\$0
6F	midnight	+\$0	35	key number 35	+\$0
DA	deep blue	+\$0	36	key number 36	+\$0
HF	inner tone light	+\$0	37	key number 37	+\$0
LT	light tone	+\$0	38	key number 38	+\$0
LU	soft white	+\$0	39	key number 39	+\$0
VR	vivid red	+\$0	40	key number 40	+\$0
WN	warm grey neutral	+\$0	41	key number 41	+\$0
YT	yellow	+\$0	42	key number 42	+\$0
ZP	terra cotta	+\$0	43	key number 43	+\$0
			44	key number 44	+\$0
			45	key number 45	+\$0
Step 6. Drawer Key Number			46	key number 46	+\$0
For keyed alike (K)			47	key number 47	+\$0
01	key number 01	+\$0	48	key number 48	+\$0
02	key number 02	+\$0	49	key number 49	+\$0
03	key number 03	+\$0	50	key number 50	+\$0
04	key number 04	+\$0	51	key number 51	+\$0
05	key number 05	+\$0	52	key number 52	+\$0
06	key number 06	+\$0	53	key number 53	+\$0
07	key number 07	+\$0	54	key number 54	+\$0
08	key number 08	+\$0	55	key number 55	+\$0
09	key number 09	+\$0	56	key number 56	+\$0
10	key number 10	+\$0	57	key number 57	+\$0
11	key number 11	+\$0	58	key number 58	+\$0
12	key number 12	+\$0	59	key number 59	+\$0
13	key number 13	+\$0	60	key number 60	+\$0
14	key number 14	+\$0	61	key number 61	+\$0
15	key number 15	+\$0	62	key number 62	+\$0
16	key number 16	+\$0	63	key number 63	+\$0
17	key number 17	+\$0	64	key number 64	+\$0
18	key number 18	+\$0	65	key number 65	+\$0
19	key number 19	+\$0	66	key number 66	+\$0
20	key number 20	+\$0	67	key number 67	+\$0
21	key number 21	+\$0	68	key number 68	+\$0
22	key number 22	+\$0	69	key number 69	+\$0
23	key number 23	+\$0	70	key number 70	+\$0
24	key number 24	+\$0	71	key number 71	+\$0
25	key number 25	+\$0	72	key number 72	+\$0
26	key number 26	+\$0	73	key number 73	+\$0
27	key number 27	+\$0	74	key number 74	+\$0
28	key number 28	+\$0	75	key number 75	+\$0

Locked Drawer with Lockable Lid

continued

Procedure/Supply Carts – Interior Components

76	key number 76	+\$0	21	key number 21	+\$0
77	key number 77	+\$0	22	key number 22	+\$0
78	key number 78	+\$0	23	key number 23	+\$0
79	key number 79	+\$0	24	key number 24	+\$0
80	key number 80	+\$0	25	key number 25	+\$0
81	key number 81	+\$0	26	key number 26	+\$0
82	key number 82	+\$0	27	key number 27	+\$0
83	key number 83	+\$0	28	key number 28	+\$0
84	key number 84	+\$0	29	key number 29	+\$0
85	key number 85	+\$0	30	key number 30	+\$0
86	key number 86	+\$0	31	key number 31	+\$0
87	key number 87	+\$0	32	key number 32	+\$0
88	key number 88	+\$0	33	key number 33	+\$0
89	key number 89	+\$0	34	key number 34	+\$0
90	key number 90	+\$0	35	key number 35	+\$0
91	key number 91	+\$0	36	key number 36	+\$0
92	key number 92	+\$0	37	key number 37	+\$0
93	key number 93	+\$0	38	key number 38	+\$0
94	key number 94	+\$0	39	key number 39	+\$0
95	key number 95	+\$0	40	key number 40	+\$0
96	key number 96	+\$0	41	key number 41	+\$0
97	key number 97	+\$0	42	key number 42	+\$0
98	key number 98	+\$0	43	key number 43	+\$0
99	key number 99	+\$0	44	key number 44	+\$0
Step 7. Lid Key Number			45	key number 45	+\$0
For keyed alike (K) or keyless lock (P)			46	key number 46	+\$0
01	key number 01	+\$0	47	key number 47	+\$0
02	key number 02	+\$0	48	key number 48	+\$0
03	key number 03	+\$0	49	key number 49	+\$0
04	key number 04	+\$0	50	key number 50	+\$0
05	key number 05	+\$0	51	key number 51	+\$0
06	key number 06	+\$0	52	key number 52	+\$0
07	key number 07	+\$0	53	key number 53	+\$0
08	key number 08	+\$0	54	key number 54	+\$0
09	key number 09	+\$0	55	key number 55	+\$0
10	key number 10	+\$0	56	key number 56	+\$0
11	key number 11	+\$0	57	key number 57	+\$0
12	key number 12	+\$0	58	key number 58	+\$0
13	key number 13	+\$0	59	key number 59	+\$0
14	key number 14	+\$0	60	key number 60	+\$0
15	key number 15	+\$0	61	key number 61	+\$0
16	key number 16	+\$0	62	key number 62	+\$0
17	key number 17	+\$0	63	key number 63	+\$0
18	key number 18	+\$0	64	key number 64	+\$0
19	key number 19	+\$0	65	key number 65	+\$0
20	key number 20	+\$0	66	key number 66	+\$0
			67	key number 67	+\$0

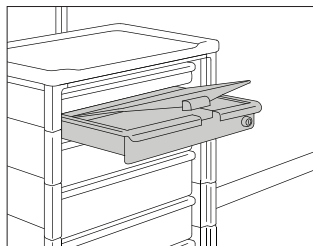
Locked Drawer with Lockable Lid

continued

68	key number 68	+\$0
69	key number 69	+\$0
70	key number 70	+\$0
71	key number 71	+\$0
72	key number 72	+\$0
73	key number 73	+\$0
74	key number 74	+\$0
75	key number 75	+\$0
76	key number 76	+\$0
77	key number 77	+\$0
78	key number 78	+\$0
79	key number 79	+\$0
80	key number 80	+\$0
81	key number 81	+\$0
82	key number 82	+\$0
83	key number 83	+\$0
84	key number 84	+\$0
85	key number 85	+\$0
86	key number 86	+\$0
87	key number 87	+\$0
88	key number 88	+\$0
89	key number 89	+\$0
90	key number 90	+\$0
91	key number 91	+\$0
92	key number 92	+\$0
93	key number 93	+\$0
94	key number 94	+\$0
95	key number 95	+\$0
96	key number 96	+\$0
97	key number 97	+\$0
98	key number 98	+\$0
99	key number 99	+\$0

Locked Drawer with Lid

CT502.
CT512.



Product Information

Description

This drawer fits into a single- or double-wide cart and has stops to prevent accidental removal. It has a soft white lid that can open when the drawer is pulled out, and is available with a keyed lock, keyless lock or RFID lock. Includes 1 label clip.

The 3"-high drawer fills 1 set of cart slots; the 6"-high drawer fills 2 sets of cart slots; the 9"-high drawer fills 3 sets of cart slots.

Notes

Drawer with keyless lock (P) or RFID lock (R) option cannot be used with lockbar installed on left side of cart.

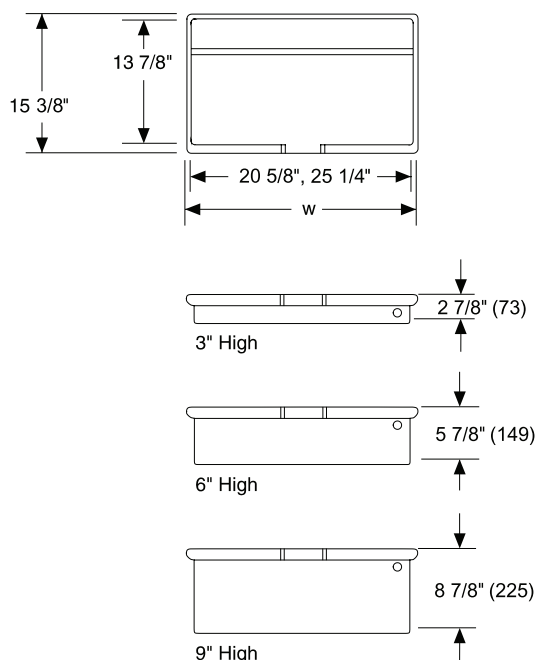
Keyed lock is located on right side; keyless lock and RFID lock are located on left side.

For B-size drawer with lockable lid, order A-size subcontainer only. For

C-size drawer with lockable lid, order A- or B-size subcontainers only.

For general information on locks, see Keyed-Alike Information in Appendices.

Dimensions



Specification Information

Step 1.

CT5

Step 2. Cart Interior Width

02. 20" wide

12. 24" wide

Step 3. Height

For 20" wide (02.)

03 3" high

06 6" high

09 9" high

For 24" wide (12.)

06 6" high

Step 4. Drawer Lock

L keyed differently

K keyed alike

P keyless lock

R RFID Lock

Prices for Steps 1-4.

	L	K	P	R
CT502. 03	\$185	185	428	787
06	\$198	198	443	801
09	\$218	218	496	852
CT512. 06	\$199	199	444	802

Locked Drawer with Lid *continued*

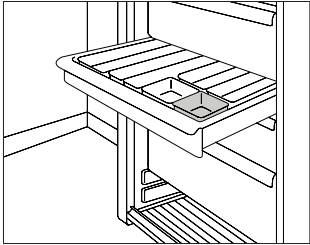
Step 5. Drawer Finish					
1B	khaki	+\$0	29	key number 29	+\$0
2B	juniper	+\$0	30	key number 30	+\$0
3B	beachglass	+\$0	31	key number 31	+\$0
4B	plum	+\$0	32	key number 32	+\$0
5B	java	+\$0	33	key number 33	+\$0
5E	aquamarine	+\$0	34	key number 34	+\$0
6F	midnight	+\$0	35	key number 35	+\$0
DA	deep blue	+\$0	36	key number 36	+\$0
HF	inner tone light	+\$0	37	key number 37	+\$0
LT	light tone	+\$0	38	key number 38	+\$0
LU	soft white	+\$0	39	key number 39	+\$0
VR	vivid red	+\$0	40	key number 40	+\$0
WN	warm grey neutral	+\$0	41	key number 41	+\$0
YT	yellow	+\$0	42	key number 42	+\$0
ZP	terra cotta	+\$0	43	key number 43	+\$0
			44	key number 44	+\$0
			45	key number 45	+\$0
Step 6. Drawer Key Number			46	key number 46	+\$0
<i>For keyed alike (K)</i>			47	key number 47	+\$0
01	key number 01	+\$0	48	key number 48	+\$0
02	key number 02	+\$0	49	key number 49	+\$0
03	key number 03	+\$0	50	key number 50	+\$0
04	key number 04	+\$0	51	key number 51	+\$0
05	key number 05	+\$0	52	key number 52	+\$0
06	key number 06	+\$0	53	key number 53	+\$0
07	key number 07	+\$0	54	key number 54	+\$0
08	key number 08	+\$0	55	key number 55	+\$0
09	key number 09	+\$0	56	key number 56	+\$0
10	key number 10	+\$0	57	key number 57	+\$0
11	key number 11	+\$0	58	key number 58	+\$0
12	key number 12	+\$0	59	key number 59	+\$0
13	key number 13	+\$0	60	key number 60	+\$0
14	key number 14	+\$0	61	key number 61	+\$0
15	key number 15	+\$0	62	key number 62	+\$0
16	key number 16	+\$0	63	key number 63	+\$0
17	key number 17	+\$0	64	key number 64	+\$0
18	key number 18	+\$0	65	key number 65	+\$0
19	key number 19	+\$0	66	key number 66	+\$0
20	key number 20	+\$0	67	key number 67	+\$0
21	key number 21	+\$0	68	key number 68	+\$0
22	key number 22	+\$0	69	key number 69	+\$0
23	key number 23	+\$0	70	key number 70	+\$0
24	key number 24	+\$0	71	key number 71	+\$0
25	key number 25	+\$0	72	key number 72	+\$0
26	key number 26	+\$0	73	key number 73	+\$0
27	key number 27	+\$0	74	key number 74	+\$0
28	key number 28	+\$0	75	key number 75	+\$0

Procedure/Supply Carts – Interior Components

76	key number 76	+\$0
77	key number 77	+\$0
78	key number 78	+\$0
79	key number 79	+\$0
80	key number 80	+\$0
81	key number 81	+\$0
82	key number 82	+\$0
83	key number 83	+\$0
84	key number 84	+\$0
85	key number 85	+\$0
86	key number 86	+\$0
87	key number 87	+\$0
88	key number 88	+\$0
89	key number 89	+\$0
90	key number 90	+\$0
91	key number 91	+\$0
92	key number 92	+\$0
93	key number 93	+\$0
94	key number 94	+\$0
95	key number 95	+\$0
96	key number 96	+\$0
97	key number 97	+\$0
98	key number 98	+\$0
99	key number 99	+\$0

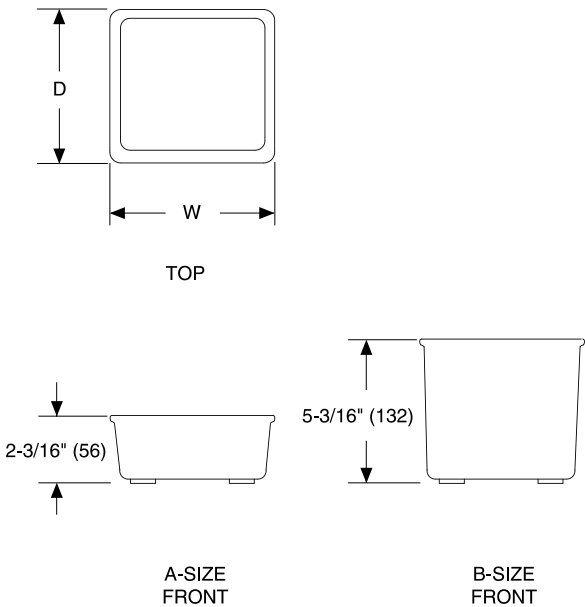
Subcontainer

C0231
C0232
C0233
C0234
C0235
C0236
C0238
C0240
C0369



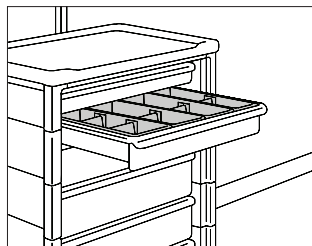
Product Information
Description This storage container fits into a drawer or onto a dispensing rail to organize and store small items. Package contains 12. The A-size subcontainer is used with an A-size drawer (without lid) or A-size dispensing rail. It is 2 ³ / ₁₆ " high; depth and width dimensions are: Type—Depth—Width A-1—4 ⁹ / ₁₆ "—4 ⁹ / ₁₆ " A-2—9 ³ / ₁₆ "—4 ⁹ / ₁₆ " A-3—13 ¹³ / ₁₆ "—4 ⁹ / ₁₆ " A-4—18 ⁷ / ₁₆ "—4 ⁹ / ₁₆ " A-5—9 ³ / ₁₆ "—9 ³ / ₁₆ " A-8—13 ¹³ / ₁₆ "—2 ¹ / ₄ " The B-size subcontainer is used with a B-size drawer (without lid), B-size dispensing rail, or C-size drawer. It is 5 ³ / ₁₆ " high; depth and width dimensions are: Type—Depth—Width B-1—4 ⁹ / ₁₆ "—4 ⁹ / ₁₆ " B-3—13 ¹³ / ₁₆ "—4 ⁹ / ₁₆ " B-5—9 ³ / ₁₆ "—9 ³ / ₁₆ "
Notes Order following products separately: • Drawer (C0207, C0208, or C0209) • Dispensing rail (C0365, C0366, C0367, or C0368)

Dimensions



Specification Information		
Step 1.		
CO		
Step 2. Size		
231FF	a-1	
232FF	a-2	
233FF	a-3	
234FF	a-4	
235FF	a-5	
369FF	a-8	
236FF	b-1	
238FF	b-3	
240FF	b-5	
Prices for Steps 1-2.		
CO231FF		\$78
CO232FF		\$78
CO233FF		\$85
CO234FF		\$85
CO235FF		\$85
CO369FF		\$80
CO236FF		\$85
CO238FF		\$117
CO240FF		\$117
Step 3. Surface Finish		
LU	soft white	+\$0

3"-High Drawer Organizer Kit, 20"-Wide Cart Interior



CT580.
CT581.
CT582.
CT583.
CT584.
CT585.

Product Information

Description

This kit fits inside a 3"-high drawer and has 6 combinations of subcontainers and subcontainer dividers. Finish is soft white.

The A-size subcontainer is $2\frac{3}{16}$ " high. Width and depth dimensions are:

Type—Width—Depth

A-1— $4\frac{9}{16}$ "— $4\frac{9}{16}$ "

A-2— $4\frac{9}{16}$ "— $9\frac{3}{16}$ "

A-3— $4\frac{9}{16}$ "— $13\frac{13}{16}$ "

A-4— $4\frac{9}{16}$ "— $18\frac{7}{16}$ "

A-5— $9\frac{3}{16}$ "— $9\frac{3}{16}$ "

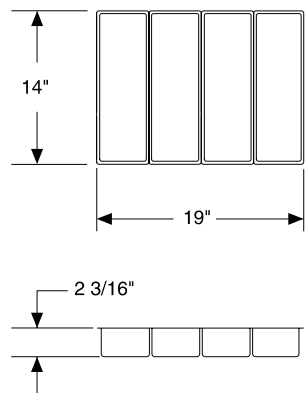
A-8— $2\frac{1}{4}$ "— $13\frac{13}{16}$ "

Notes

Order 3"-high drawer (CT501.03) separately.

Full kit will interfere with drawer locking mechanism.

Dimensions



Specification Information

Step 1.

CT58

Step 2. Components

0.03 4 a-3 subcontainers, 6 a-3 dividers

1.03 1 a-3 subcontainer, 6 a-8 subcontainers, 2 a-3 dividers, 7 a-8 dividers

2.03 2 a-1 subcontainers, 2 a-2 subcontainers, 1 a-3 subcontainer, 2 a-8 subcontainers, 4 a-3 dividers, 3 a-8 dividers

3.03 3 a-3 subcontainers, 2 a-8 subcontainers, 4 a-3 dividers, 3 a-8 dividers

4.03 4 a-2 subcontainers, 1 a-4 subcontainer, 8 a-3 dividers

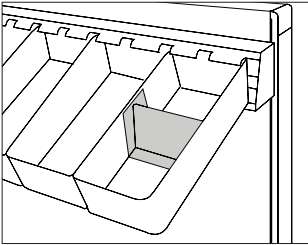
5.03 2 a-1 subcontainers, 2 a-3 subcontainers, 1 a-5 subcontainer, 4 a-3 dividers

Prices for Steps 1-2.

CT580.03	\$38
CT581.03	\$40
CT582.03	\$40
CT583.03	\$38
CT584.03	\$38
CT585.03	\$38

Subcontainer Divider

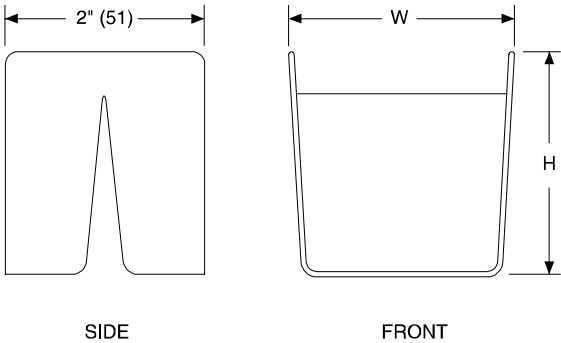
C0378
C0379
C0380



Product Information

Description
This divider fits into subcontainers to separate and organize stored items. A divider can be adjusted by sliding it to the desired position. The divider is not available for A-5 and B-5 subcontainers. Package contains 12.
The divider for an A-8 subcontainer is 1⁵/₈" high and 2¹/₈" wide; the divider for an A-1, A-2, A-3, or A-4 subcontainer is 1⁵/₈" high and 4¹/₄" wide; and the divider for a B-1 or B-3 subcontainer is 4" high and 4¹/₄" wide.

Dimensions

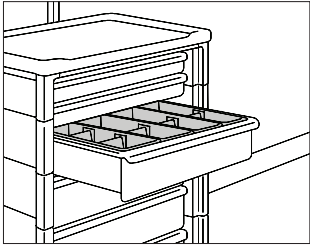


Specification Information

Step 1.	
C03	
Step 2. Usage	
78FF	for a-8 subcontainer
79FF	for a-1, a-2, a-3, or a-4 subcontainers
80FF	for b-1 or b-3 subcontainers
Prices for Steps 1-2.	
C0378FF	\$72
C0379FF	\$72
C0380FF	\$74
Step 3. Surface Finish	
LU	soft white +\$0

6"-High Drawer Organizer Kit,
20"-Wide Cart Interior

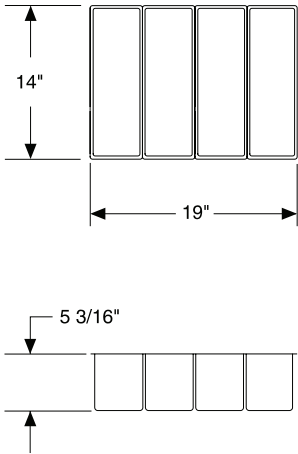
CT575.
CT576.



Product Information
Description This kit fits inside a 6"- or 9"-high drawer and has 2 combinations of subcontainers and subcontainer dividers. Finish is soft white. The B-size subcontainer is 5 ³ / ₁₆ " high. Width and depth dimensions are: Type—Width—Depth B-1—4 ⁹ / ₁₆ "—4 ⁹ / ₁₆ " B-3—4 ⁹ / ₁₆ "—13 ¹³ / ₁₆ " B-5—9 ³ / ₁₆ "—9 ³ / ₁₆ "
Notes Order 6"- or 9"-high drawer (CT501.06 or CT501.09) separately. Full kit will interfere with drawer locking mechanism.
Dimensions

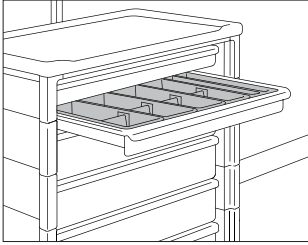
Specification Information
Step 1. CT57
Step 2. Components 5.06 4 b-3 subcontainers, 4 b-3 dividers 6.06 2 b-1 subcontainers, 2 b-3 subcontainers, 1 b-5 subcontainer, 2 b-3 dividers
Prices for Steps 1-2.
CT575.06 \$47
CT576.06 \$47

Procedure/Supply Carts—Interior Components



3"-High Drawer Organizer Kit, 24"-Wide Cart Interior

CT560.
CT561.
CT562.
CT563.
CT564.



Product Information

Description

This kit fits inside a 3"-high drawer and has 5 combinations of subcontainers and subcontainer dividers. Finish is soft white.

The A-size subcontainer is 2³/₁₆" high. Width and depth dimensions are:

Type—Width—Depth

A-1—4⁹/₁₆"—4⁹/₁₆"

A-2—4⁹/₁₆"—9³/₁₆"

A-3—4⁹/₁₆"—13¹³/₁₆"

A-4—4⁹/₁₆"—18⁷/₁₆"

A-5—9³/₁₆"—9³/₁₆"

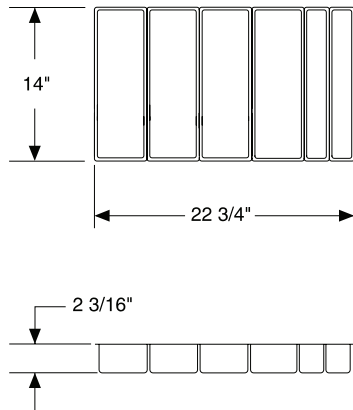
A-8—2¹/₄"—13¹³/₁₆"

Notes

Order 3"-high drawer (CT511.03) separately.

Full kit will interfere with drawer locking mechanism.

Dimensions



Specification Information

Step 1.

CT56

Step 2. Components

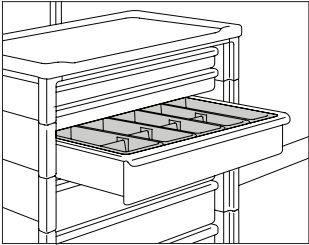
- 0.03** 4 a-3 subcontainers, 2 a-8 subcontainers, 6 a-3 dividers, 3 a-8 dividers
- 1.03** 2 a-1 subcontainers, 2 a-2 subcontainers, 1 a-3 subcontainer, 4 a-8 subcontainers, 4 a-3 dividers, 6 a-8 dividers
- 2.03** 4 a-2 subcontainers, 1 a-4 subcontainer, 2 a-8 subcontainers, 6 a-3 dividers, 3 a-8 dividers
- 3.03** 2 a-2 subcontainers, 1 a-3 subcontainer, 1 a-4 subcontainer, 1 a-5 subcontainer, 6 a-3 dividers
- 4.03** 1 a-3 subcontainer, 8 a-8 subcontainers, 2 a-3 dividers, 14 a-8 dividers

Prices for Steps 1-2.

CT560.03	\$42
CT561.03	\$52
CT562.03	\$42
CT563.03	\$39
CT564.03	\$57

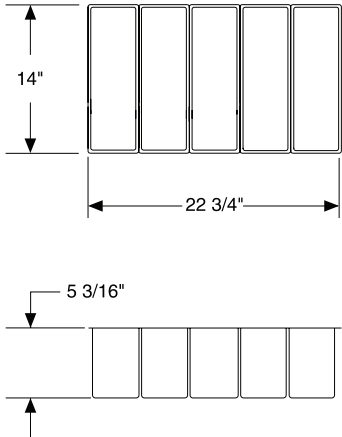
6"-High Drawer Organizer Kit,
24"-Wide Cart Interior

CT570.
CT571.



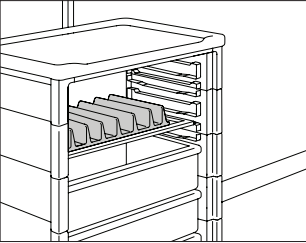
Product Information
Description
This kit fits inside a 6"-high drawer and has 2 combinations of subcontainers and subcontainer dividers. Finish is soft white.
The B-size subcontainer is 5 ³ / ₁₆ " high. Width and depth dimensions are:
Type—Width—Depth
B-1—4 ⁹ / ₁₆ "—4 ⁹ / ₁₆ "
B-3—4 ⁹ / ₁₆ "—13 ¹³ / ₁₆ "
B-5—9 ³ / ₁₆ "—9 ³ / ₁₆ "
Notes
Order 6"-high drawer (CT511.06) separately.
Full kit will interfere with drawer locking mechanism.
Dimensions

Specification Information
Step 1.
CT57
Step 2. Components
0.06 5 b-3 subcontainers, 4 b-3 dividers
1.06 2 b-1 subcontainers, 3 b-3 subcontainers, 1 b-5 subcontainer, 3 b-3 dividers
Prices for Steps 1-2.
CT570.06 \$56
CT571.06 \$56



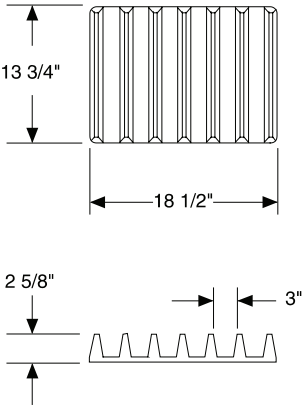
Drawer/Shelf Divider

CT550.



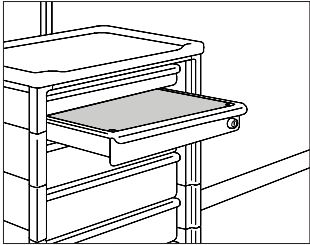
Product Information
Description
This divider fits inside a drawer or on a solid, single-wide shelf. It organizes IV bags, tape rolls, and other small items. Finish is soft white.
Notes
Order drawer (CT501.) or solid, single-wide shelf (CT523.) separately.
Dimensions

Specification Information
Step 1.
CT550.03
\$28

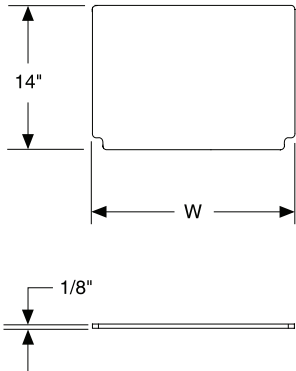


Clear Lid

CT508.



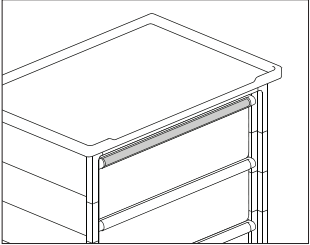
Product Information
Description
This clear lid fits on a 20"- or 24"-wide drawer and provides top closure.
Notes
Order drawer (CT501. or CT511.) separately.
Dimensions



Specification Information
Step 1.
CT508.
Step 2. Width
20 20" wide
24 24" wide
Prices for Steps 1-2.
CT508. 20 \$79
24 \$83

Drawer Color Strips

CT990.



Product Information

Description

These colored plastic strips can be inserted into drawer label holders or adhere directly to drawer handles to provide color-coded identification. Package of 8 includes 1 of each of the following colors: red, pink, green, orange, yellow, blue, purple, and white.

Specification Information

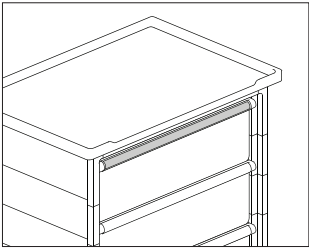
Step 1.

CT990.L8

\$100

Drawer Color Strips

CT991.



Product Information

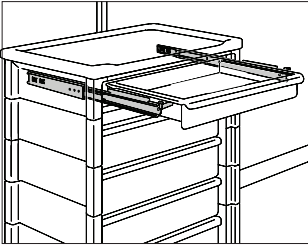
Description

These colored plastic strips can be inserted into drawer label holders or adhere directly to drawer handles to provide color-coded identification. Package contains 8 labels of the specified color.

Specification Information		
Step 1.		
CT991.	A	\$100
Step 2. Label Color		
RED	red A	+\$0
PNK	pink A	+\$0
GRN	green A	+\$0
ORN	orange A	+\$0
YLW	yellow A	+\$0
BLU	blue A	+\$0
PRP	purple A	+\$0
WHT	white A	+\$0

Full-Extension Drawer Slides, CT504.

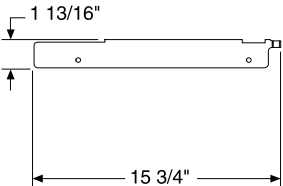
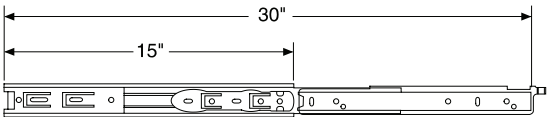
Single-Wide Cart



Product Information

Description
These slides are factory installed in the drawer slots of a 36"- or 42"-high, single-wide cart. They hold 3"- or 6"-high non-locking drawers or drawers with lockable lids. The slides extend 15" for easy access to contents. They cannot be field installed.

Dimensions



Specification Information

Step 1.
CT504.

Step 2. Slot Location

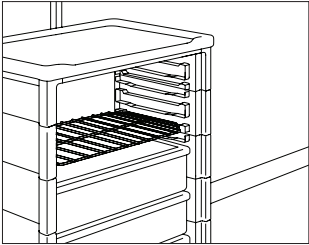
- | | |
|----|--|
| 01 | top slot |
| 02 | 2nd slot from top |
| 03 | 3rd slot from top |
| 04 | 4th slot from top |
| 05 | 5th slot from top |
| 06 | 6th slot from top |
| 07 | 7th slot from top |
| 08 | 8th slot from top |
| 09 | 9th slot from top, 42"-high cart only |
| 10 | 10th slot from top, 42"-high cart only |

Prices for Steps 1-2.

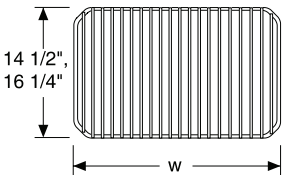
CT504.	01	\$82
	02	\$82
	03	\$82
	04	\$82
	05	\$82
	06	\$82
	07	\$82
	08	\$82
	09	\$82
	10	\$82

Wire Shelf

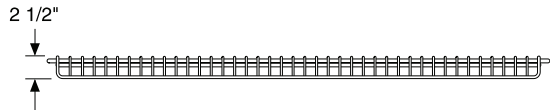
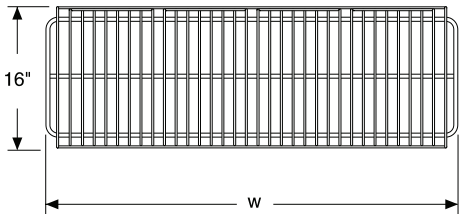
CT521.
CT522.
CT525.
CT526.



Product Information
Description
This powder-coated wire shelf fills 1 slot of a single- or double-wide cart. Finish is soft white.
Dimensions



Single-Wide Cart

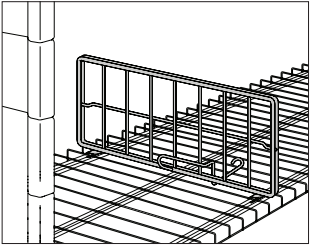


Double-Wide Cart

Specification Information
Step 1.
CT52
Step 2. Cart Interior Width/Application
2. 20"-wide, single-wide cart
1. 24"-wide, single-wide cart
6. 20"-wide, double-wide cart
5. 24"-wide, double-wide cart
Prices for Steps 1-2.
CT522. \$73
CT521. \$74
CT526. \$101
CT525. \$123

Wire Shelf Divider

CT527.



Product Information

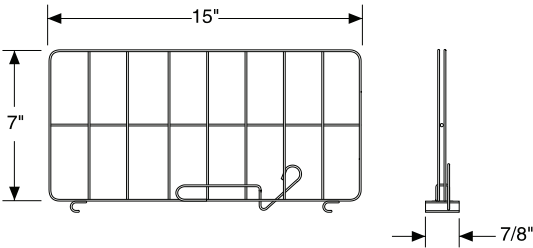
Description

This 7"-high, 15"-deep divider attaches to a double-wide wire shelf. Finish is soft white. Package contains 3.

Notes

Order double-wide wire shelf (CT525. or CT526.) separately.

Dimensions



Specification Information

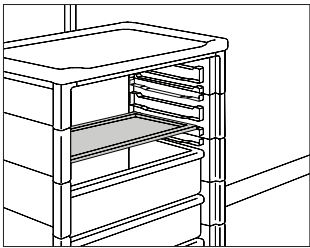
Step 1.

CT527.

\$216

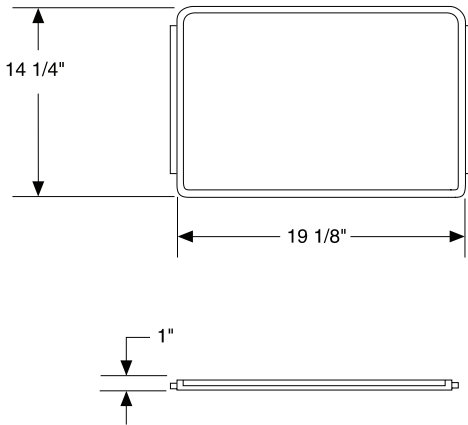
Solid Shelf

CT523.



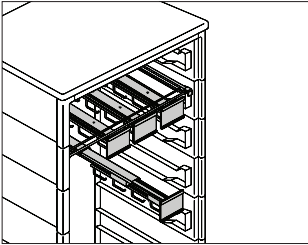
Product Information
Description
This thermoplastic shelf fills 1 slot of a single-wide cart with an interior width of 20"-wide. Finish is soft white.
Dimensions

Specification Information
Step 1.
CT523.
\$60



Pullout Catheter Rack

CT738.



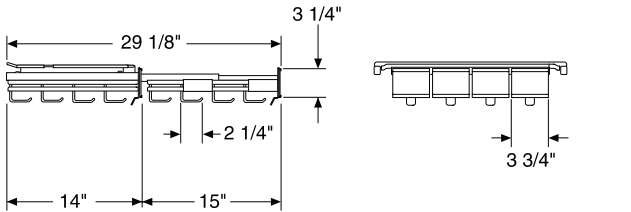
Product Information

Description

This rack fits into the slots of a single-wide, 72"-high cart or double-wide cart with full spine to organize catheters. Each pullout slide has 4 prongs, 4 side label clips, and 1 front label holder. Each prong holds up to 10 catheters. Finish is soft white.

The rack is 20" or 24" wide. The 20"-wide rack has 4 independent slides; the 24"-wide rack has 5 independent slides.

Dimensions



Specification Information

Step 1.

CT738.

Step 2. Cart Interior Width

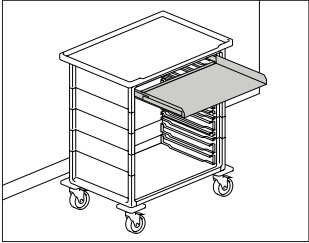
2004	20" wide
2405	24" wide

Prices for Steps 1-2.

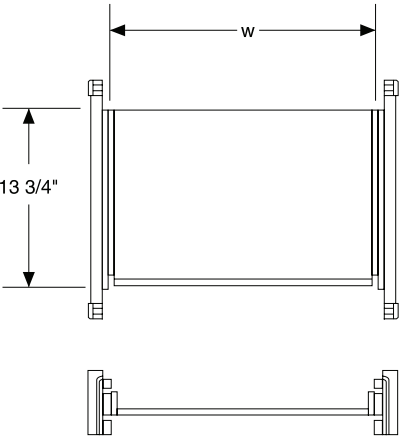
CT738. 2004	\$461
2405	\$538

Keyboard Shelf

CT801.



Product Information
Description
This keyboard shelf attaches to a single-wide cart. It has full-extension drawer slides and holds up to 25 pounds. Finish is black.
Notes
Keyboard shelf cannot be field installed.
Dimensions

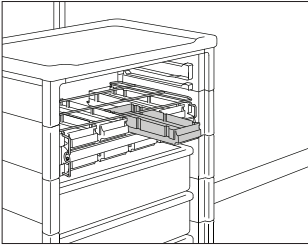


Specification Information
Step 1.
CT801.
Step 2. Width
2020" wide
2424" wide
Prices for Steps 1-2.
CT801. 20\$167
24\$167
Step 3. Surface Finish
BUblack umber+\$0

Procedure/Supply Carts—Interior Components

Cassette Bin

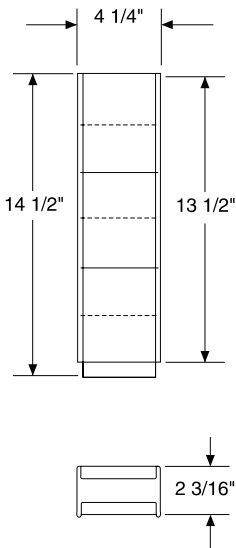
CT548.



Product Information
Description
This bin fits inside an 8- or 10-bin cassette. Package contains 10 bins, 20 dividers, and 10 label clips. Finish is soft white.
Notes
Order 8-bin (CT542.o8) or 10-bin (CT543.1o) cassette separately.
Dimensions

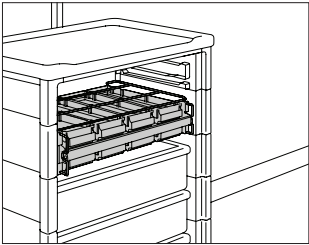
Specification Information
Step 1.
CT548.
\$96

Procedure/Supply Carts – Interior Components



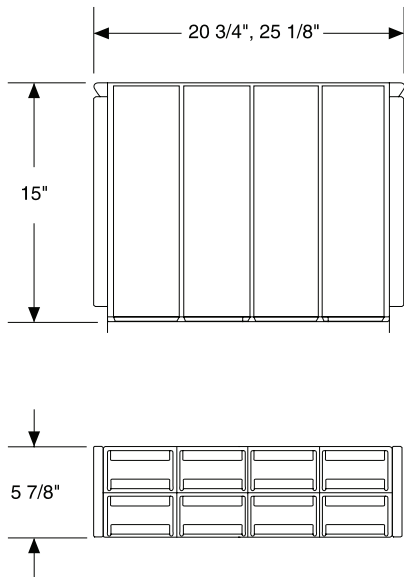
Cassette

CT542.
CT543.



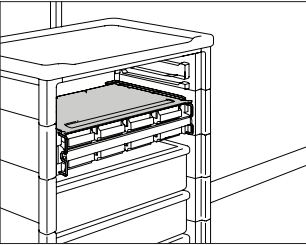
Product Information
Description
This cassette fills 2 slots of a single-wide cart or double-wide cart with a spine. It has a cassette shell and 8 or 10 patient bins with dividers and label clips. The cassette does not include a cover. Finish is soft white.
Notes
Order additional or replacement cassette bins (CT548.) separately. Order optional cassette cover (CT542.C or CT543.C) separately.
Dimensions

Specification Information
Step 1.
CT54
Step 2. Cart Application
2.08 20"-wide cart interior
3.10 24"-wide cart interior
Prices for Steps 1-2.
CT542.08 \$269
CT543.10 \$304



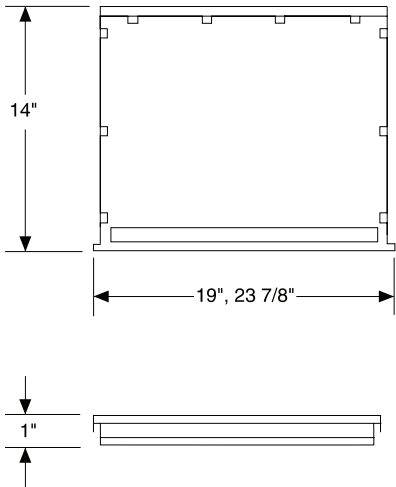
Cassette Cover

CT542.
CT543.



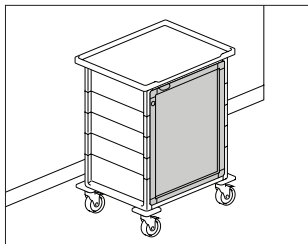
Product Information
Description
This cover fits on an 8- or 10-bin cassette and provides top closure. Finish is soft white.
Notes
Order 8-bin cassette (CT542.08) or 10-bin cassette (CT543.10) separately.
Dimensions

Specification Information
Step 1.
CT54
Step 2. Cart Application
2.C 20"-wide cart interior
3.C 24"-wide cart interior
Prices for Steps 1-2.
CT542.C \$62
CT543.C \$63



Door

CT707.
CT717.



Product Information

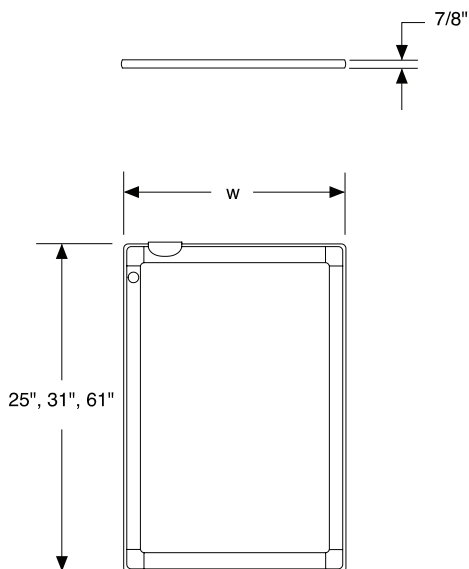
Description

This door attaches to a single- or double-wide cart to conceal contents. The single-wide cart has 1 door; the double-wide cart has 2. The doors are available with or without locks. The clear door insert is clear plastic.

Notes

For general information on locks, see Keyed-Alike Information in Appendices.

Dimensions



Specification Information

Step 1.

CT7

Step 2. Cart Interior Width

07. 20" wide

17. 24" wide

Step 3. Cart Application

1 single-wide cart

2 double-wide cart

Step 4. Cart Height

36 36"-high cart

42 42"-high cart

72 72"-high cart

Step 5. Lock

N no lock

L keyed differently

K keyed alike

P keyless lock

R RFID Lock

Prices for Steps 1-5.

		N	L	K	P	R
CT707. 1	36	\$245	304	304	489	846
	42	\$261	322	322	506	862
	72	\$405	463	463	648	999
2	36	\$448	548	548	691	1040
	42	\$565	666	666	810	1154
	72	\$741	842	842	984	1322

		N	L	K	P	R
CT717. 1	36	\$261	322	322	506	862
	42	\$278	338	338	522	877
	72	\$438	486	486	682	1031
2	36	\$474	576	576	718	1066
	42	\$605	707	707	850	1193
	72	\$873	974	974	1118	1450

Step 6. Door Frame Finish

HF	inner tone light	+\$0
LT	light tone	+\$0
LU	soft white	+\$0
WN	warm grey neutral	+\$0

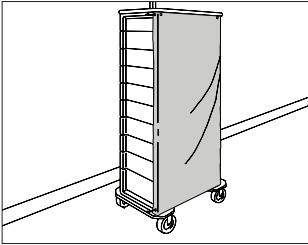
Door *continued*

Step 7. Door Insert Finish					
HF	inner tone light	+\$0	39	key number 39	+\$0
LT	light tone	+\$0	40	key number 40	+\$0
LU	soft white	+\$0	41	key number 41	+\$0
TR	clear	+\$0	42	key number 42	+\$0
WN	warm grey neutral	+\$0	43	key number 43	+\$0
			44	key number 44	+\$0
			45	key number 45	+\$0
Step 8. Key Number					
<i>For keyed alike (K)</i>					
01	key number 01	+\$0	46	key number 46	+\$0
02	key number 02	+\$0	47	key number 47	+\$0
03	key number 03	+\$0	48	key number 48	+\$0
04	key number 04	+\$0	49	key number 49	+\$0
05	key number 05	+\$0	50	key number 50	+\$0
06	key number 06	+\$0	51	key number 51	+\$0
07	key number 07	+\$0	52	key number 52	+\$0
08	key number 08	+\$0	53	key number 53	+\$0
09	key number 09	+\$0	54	key number 54	+\$0
10	key number 10	+\$0	55	key number 55	+\$0
11	key number 11	+\$0	56	key number 56	+\$0
12	key number 12	+\$0	57	key number 57	+\$0
13	key number 13	+\$0	58	key number 58	+\$0
14	key number 14	+\$0	59	key number 59	+\$0
15	key number 15	+\$0	60	key number 60	+\$0
16	key number 16	+\$0	61	key number 61	+\$0
17	key number 17	+\$0	62	key number 62	+\$0
18	key number 18	+\$0	63	key number 63	+\$0
19	key number 19	+\$0	64	key number 64	+\$0
20	key number 20	+\$0	65	key number 65	+\$0
21	key number 21	+\$0	66	key number 66	+\$0
22	key number 22	+\$0	67	key number 67	+\$0
23	key number 23	+\$0	68	key number 68	+\$0
24	key number 24	+\$0	69	key number 69	+\$0
25	key number 25	+\$0	70	key number 70	+\$0
26	key number 26	+\$0	71	key number 71	+\$0
27	key number 27	+\$0	72	key number 72	+\$0
28	key number 28	+\$0	73	key number 73	+\$0
29	key number 29	+\$0	74	key number 74	+\$0
30	key number 30	+\$0	75	key number 75	+\$0
31	key number 31	+\$0	76	key number 76	+\$0
32	key number 32	+\$0	77	key number 77	+\$0
33	key number 33	+\$0	78	key number 78	+\$0
34	key number 34	+\$0	79	key number 79	+\$0
35	key number 35	+\$0	80	key number 80	+\$0
36	key number 36	+\$0	81	key number 81	+\$0
37	key number 37	+\$0	82	key number 82	+\$0
38	key number 38	+\$0	83	key number 83	+\$0
			84	key number 84	+\$0
			85	key number 85	+\$0

86	key number 86	+\$0
87	key number 87	+\$0
88	key number 88	+\$0
89	key number 89	+\$0
90	key number 90	+\$0
91	key number 91	+\$0
92	key number 92	+\$0
93	key number 93	+\$0
94	key number 94	+\$0
95	key number 95	+\$0
96	key number 96	+\$0
97	key number 97	+\$0
98	key number 98	+\$0
99	key number 99	+\$0

Curtain

CT703.
CT705.
CT713.
CT715.



Product Information

Description

This removable nylon curtain hangs from the top of a 72"-high, single- or double-wide cart to conceal contents. Curtain color is charcoal.

Specification Information

Step 1.

CT7

Step 2. Cart Interior Width

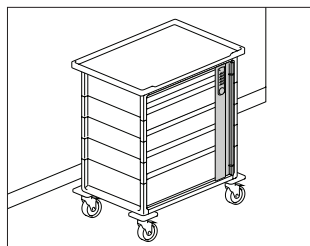
1	20" wide
0	24" wide

Step 3. Cart Application

3.72	single-wide cart
5.72	double-wide cart

Prices for Steps 1-3.

CT713.72	\$84
CT715.72	\$109
CT703.72	\$90
CT705.72	\$112



Product Information

Description

This bar prevents unauthorized access to drawers or cassette bins within a 36"- or 42"-high cart. It offers multiple security and access options and re-locks automatically when closed. The basic keyless entry option allows access using a single programmable code that can be changed by a supervisor. Uses 2 AAA batteries (included).

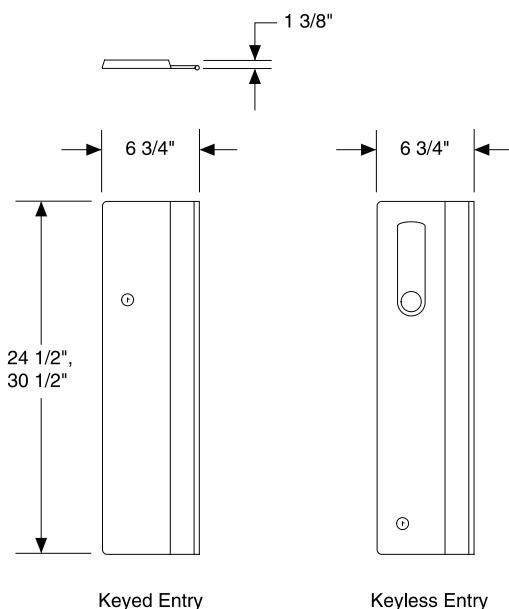
Notes

Keyless entry options have a sleep mode to provide tamper protection when several incorrect codes are entered.

Keyless entry options have a 9-volt battery "jump" capability and a keyed back-up.

For general information on locks, see Keyed-Alike Information in Appendices.

Dimensions



Specification Information

Step 1.

CT

Step 2. Type

710. keyed entry

Step 3. Cart Height

36 36"-high cart

42 42"-high cart

Step 4. Lock Position

L left side lock

R right side lock

Step 5. Lock

For keyed differently (), skip this step.*

K keyed alike

Prices for Steps 1-5.

	*	K
CT710. 36 L	\$201	201
R	\$201	201
42 L	\$211	211
R	\$211	211

Step 6. Surface Finish

HF	inner tone light	+\$0
LT	light tone	+\$0
LU	soft white	+\$0
WN	warm grey neutral	+\$0

Step 7. Key Number

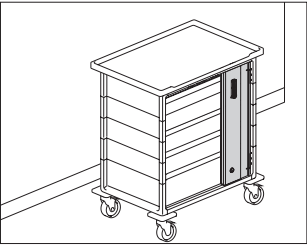
For keyed alike (K)

01	key number 01	+\$0
02	key number 02	+\$0
03	key number 03	+\$0
04	key number 04	+\$0
05	key number 05	+\$0
06	key number 06	+\$0
07	key number 07	+\$0
08	key number 08	+\$0
09	key number 09	+\$0
10	key number 10	+\$0
11	key number 11	+\$0
12	key number 12	+\$0
13	key number 13	+\$0

14	key number 14	+\$0	61	key number 61	+\$0
15	key number 15	+\$0	62	key number 62	+\$0
16	key number 16	+\$0	63	key number 63	+\$0
17	key number 17	+\$0	64	key number 64	+\$0
18	key number 18	+\$0	65	key number 65	+\$0
19	key number 19	+\$0	66	key number 66	+\$0
20	key number 20	+\$0	67	key number 67	+\$0
21	key number 21	+\$0	68	key number 68	+\$0
22	key number 22	+\$0	69	key number 69	+\$0
23	key number 23	+\$0	70	key number 70	+\$0
24	key number 24	+\$0	71	key number 71	+\$0
25	key number 25	+\$0	72	key number 72	+\$0
26	key number 26	+\$0	73	key number 73	+\$0
27	key number 27	+\$0	74	key number 74	+\$0
28	key number 28	+\$0	75	key number 75	+\$0
29	key number 29	+\$0	76	key number 76	+\$0
30	key number 30	+\$0	77	key number 77	+\$0
31	key number 31	+\$0	78	key number 78	+\$0
32	key number 32	+\$0	79	key number 79	+\$0
33	key number 33	+\$0	80	key number 80	+\$0
34	key number 34	+\$0	81	key number 81	+\$0
35	key number 35	+\$0	82	key number 82	+\$0
36	key number 36	+\$0	83	key number 83	+\$0
37	key number 37	+\$0	84	key number 84	+\$0
38	key number 38	+\$0	85	key number 85	+\$0
39	key number 39	+\$0	86	key number 86	+\$0
40	key number 40	+\$0	87	key number 87	+\$0
41	key number 41	+\$0	88	key number 88	+\$0
42	key number 42	+\$0	89	key number 89	+\$0
43	key number 43	+\$0	90	key number 90	+\$0
44	key number 44	+\$0	91	key number 91	+\$0
45	key number 45	+\$0	92	key number 92	+\$0
46	key number 46	+\$0	93	key number 93	+\$0
47	key number 47	+\$0	94	key number 94	+\$0
48	key number 48	+\$0	95	key number 95	+\$0
49	key number 49	+\$0	96	key number 96	+\$0
50	key number 50	+\$0	97	key number 97	+\$0
51	key number 51	+\$0	98	key number 98	+\$0
52	key number 52	+\$0	99	key number 99	+\$0
53	key number 53	+\$0			
54	key number 54	+\$0			
55	key number 55	+\$0			
56	key number 56	+\$0			
57	key number 57	+\$0			
58	key number 58	+\$0			
59	key number 59	+\$0			
60	key number 60	+\$0			

Keyless Lock Bar

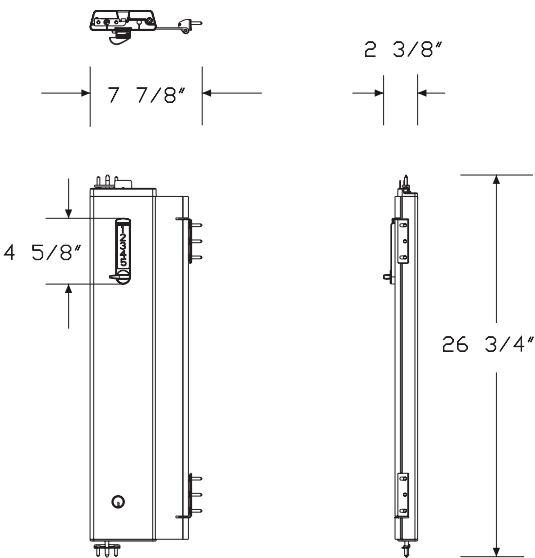
CT625.



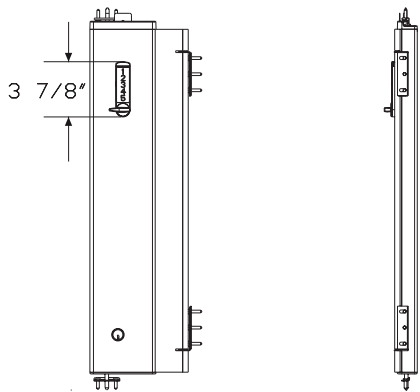
Product Information

Description
This bar prevents unauthorized access to drawers or cassette bins within a 36"- or 42"-high cart. It offers multiple security and access options and re-locks automatically when closed. The standard keyless lock option allows access using a single programmable code that can be changed by a supervisor. The RFID lock allows users to access the cart using proximity cards.

Dimensions



RFID keyless lock bar



Standard keyless lock bar

Procedure/Supply Carts — Exterior Accessories

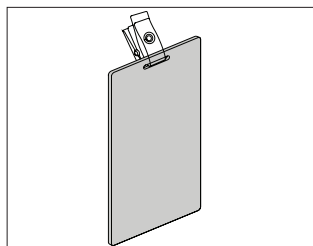
Keyless Lock Bar *continued*

Specification Information		
Step 1.		
CT625.		
Step 2. Lock Bar Type		
P	standard keyless lock	+\$379
R	RFID Lock	+\$760
Step 3. Cart Height		
36	36"-high cart	+\$0
42	42"-high cart	+\$20
Step 4. Lock Position		
L	left side lock	+\$0
R	right side lock	+\$0
Step 5. Lock		
K	keyed alike	+\$0
L	keyed differently	+\$0
Step 6. Surface Finish		
HF	inner tone light	+\$0
LT	light tone	+\$0
LU	soft white	+\$0
WN	warm grey neutral	+\$0
Step 7. Key Number		
<i>For keyed alike (K)</i>		
01	key number 01	+\$0
02	key number 02	+\$0
03	key number 03	+\$0
04	key number 04	+\$0
05	key number 05	+\$0
06	key number 06	+\$0
07	key number 07	+\$0
08	key number 08	+\$0
09	key number 09	+\$0
10	key number 10	+\$0
11	key number 11	+\$0
12	key number 12	+\$0
13	key number 13	+\$0
14	key number 14	+\$0
15	key number 15	+\$0
16	key number 16	+\$0
17	key number 17	+\$0
18	key number 18	+\$0
19	key number 19	+\$0

20	key number 20	+\$0
21	key number 21	+\$0
22	key number 22	+\$0
23	key number 23	+\$0
24	key number 24	+\$0
25	key number 25	+\$0
26	key number 26	+\$0
27	key number 27	+\$0
28	key number 28	+\$0
29	key number 29	+\$0
30	key number 30	+\$0
31	key number 31	+\$0
32	key number 32	+\$0
33	key number 33	+\$0
34	key number 34	+\$0
35	key number 35	+\$0
36	key number 36	+\$0
37	key number 37	+\$0
38	key number 38	+\$0
39	key number 39	+\$0
40	key number 40	+\$0
41	key number 41	+\$0
42	key number 42	+\$0
43	key number 43	+\$0
44	key number 44	+\$0
45	key number 45	+\$0
46	key number 46	+\$0
47	key number 47	+\$0
48	key number 48	+\$0
49	key number 49	+\$0
50	key number 50	+\$0
51	key number 51	+\$0
52	key number 52	+\$0
53	key number 53	+\$0
54	key number 54	+\$0
55	key number 55	+\$0
56	key number 56	+\$0
57	key number 57	+\$0
58	key number 58	+\$0
59	key number 59	+\$0
60	key number 60	+\$0
61	key number 61	+\$0
62	key number 62	+\$0
63	key number 63	+\$0
64	key number 64	+\$0
65	key number 65	+\$0
66	key number 66	+\$0

Keyless Lock Bar *continued*

67	key number 67	+\$0
68	key number 68	+\$0
69	key number 69	+\$0
70	key number 70	+\$0
71	key number 71	+\$0
72	key number 72	+\$0
73	key number 73	+\$0
74	key number 74	+\$0
75	key number 75	+\$0
76	key number 76	+\$0
77	key number 77	+\$0
78	key number 78	+\$0
79	key number 79	+\$0
80	key number 80	+\$0
81	key number 81	+\$0
82	key number 82	+\$0
83	key number 83	+\$0
84	key number 84	+\$0
85	key number 85	+\$0
86	key number 86	+\$0
87	key number 87	+\$0
88	key number 88	+\$0
89	key number 89	+\$0
90	key number 90	+\$0
91	key number 91	+\$0
92	key number 92	+\$0
93	key number 93	+\$0
94	key number 94	+\$0
95	key number 95	+\$0
96	key number 96	+\$0
97	key number 97	+\$0
98	key number 98	+\$0
99	key number 99	+\$0



Description

This proximity access provides access to a cart lockbar with proximity reader lock (CT625.R). It is available as a card, or as a sticker that can be attached to an I.D. badge. Package of 10.

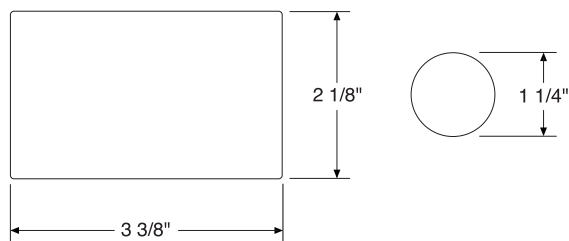
Notes

Proximity access card has a slot for attaching a lanyard, clip, or other carrying device.

Proximity access sticker cannot be attached to a proximity I.D. badge with the same frequency (125 kHz).

Cards (or stickers) have identical codes. For individual codes, contact Options.

Dimensions



ACCESS CARD (C)

CARD STICKER (S)

Specification Information

Step 1.

CT623.

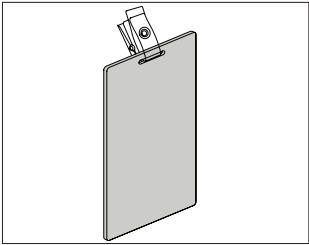
Step 2. Type

C access card

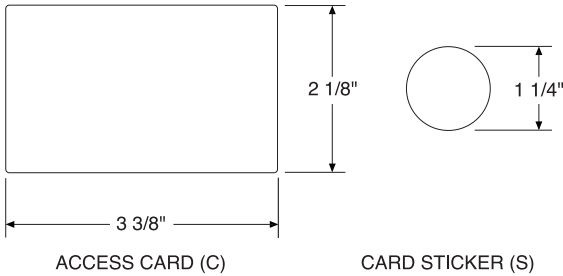
S card sticker

Prices for Steps 1-2.

CT623. C	\$149
S	\$209



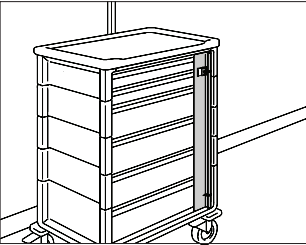
Product Information
Description
This proximity access provides access to a cart lockbar with proximity reader lock (CT625.R). It is available as a card, or as a sticker that can be attached to an I.D. badge. Package of 10.
Notes
Proximity access card has a slot for attaching a lanyard, clip, or other carrying device.
Proximity access sticker cannot be attached to a proximity I.D. badge with the same frequency (125 kHz).
Cards (or stickers) have individual codes.
Dimensions



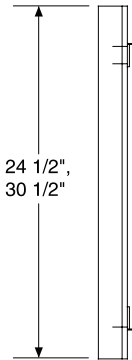
Specification Information
Step 1.
CT624.
Step 2. Type
C access card
S card sticker
Prices for Steps 1-2.
CT624. C \$149
S \$209
Step 3. Serial Number Set
A Serial Numbers 1-10 +\$0
B Serial Numbers 11-20 +\$0
C Serial Numbers 21-30 +\$0
D Serial Numbers 31-40 +\$0
E Serial Numbers 41-50 +\$0
F Serial Numbers 51-60 +\$0
G Serial Numbers 61-70 +\$0
H Serial Numbers 71-80 +\$0
I Serial Numbers 81-90 +\$0
J Serial Numbers 91-100 +\$0
K Serial Numbers 101-110 +\$0
L Serial Numbers 111-120 +\$0
M Serial Numbers 121-130 +\$0
N Serial Numbers 131-140 +\$0
O Serial Numbers 141-150 +\$0
P Serial Numbers 151-160 +\$0
Q Serial Numbers 161-170 +\$0
R Serial Numbers 171-180 +\$0
S Serial Numbers 181-190 +\$0
T Serial Numbers 191-200 +\$0
U Serial Numbers 201-210 +\$0
V Serial Numbers 211-220 +\$0
W Serial Numbers 221-230 +\$0
X Serial Numbers 231-240 +\$0
Y Serial Numbers 241-250 +\$0

Breakaway Bar

CT701.



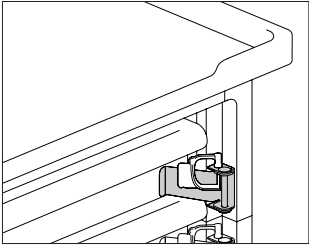
Product Information
Description
This bar is used with a breakaway tab. It indicates that the drawer or cassette contents of a 36"- or 42"-high cart are unaltered.
Notes
Order breakaway tab (CT709.) separately.
Dimensions



Specification Information
Step 1.
CT701.
Step 2. Cart Height
36 36"-high cart
42 42"-high cart
Prices for Steps 1-2.
CT701. 36 \$101
42 \$109
Step 3. Surface Finish
HF inner tone light +\$0
LT light tone +\$0
LU soft white +\$0
WN warm grey neutral +\$0

Breakaway Tab Holder

CT699.

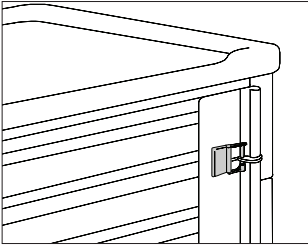


Product Information
Description
This holder attaches to the front of any slot location on a 36"- or 42"-high cart. It holds a breakaway tab, indicating that the contents of an individual drawer are unaltered. Finish is red.
Notes
Specify breakaway tabs (CT709.) separately.
When specified with cart, breakaway tab holder is factory installed at the front of the cart on the right side.
Breakaway tab holder can be field installed with included hardware.
Drilling of cart body is required.

Specification Information
Step 1.
CT699.
Step 2. Slot Location
01 top slot
02 2nd slot from top
03 3rd slot from top
04 4th slot from top
05 5th slot from top
06 6th slot from top
07 7th slot from top
08 8th slot from top
09 9th slot from top, 42"-high cart only
10 10th slot from top, 42"-high cart only
Prices for Steps 1-2.
CT699. 01 \$47
02 \$47
03 \$47
04 \$47
05 \$47
06 \$47
07 \$47
08 \$47
09 \$47
10 \$47

Breakaway Tab

CT709.



Product Information

Description

This tab indicates that a cart’s drawer or cassette contents are unaltered. Package contains 100.

Notes

Order breakaway bar (CT701.) or breakaway tab holder (CT699.) separately.

Specification Information

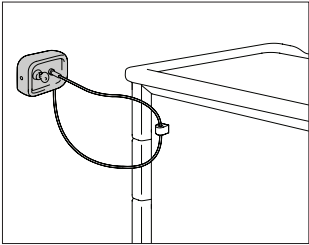
Step 1.

CT709.

\$59

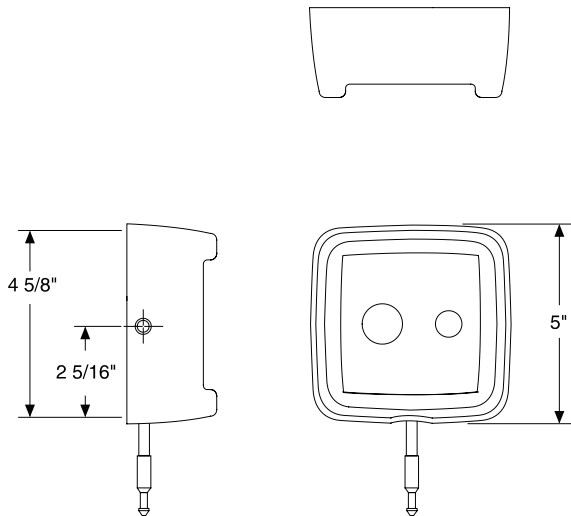
Wall Lock

CT708.



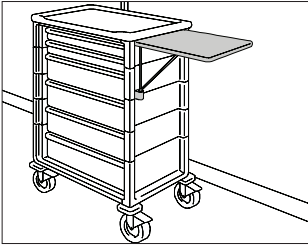
Product Information
Description
This wall-mounted lock has a steel cable that loops through a cart-mounted ring to prevent cart removal. Package includes a 20"-long steel cable, lock box, and ring. Finish is soft white.
Dimensions

Specification Information
Step 1.
CT708.
\$257



Flip-Up Shelf

CT750.



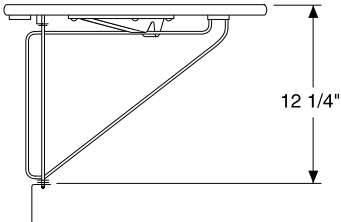
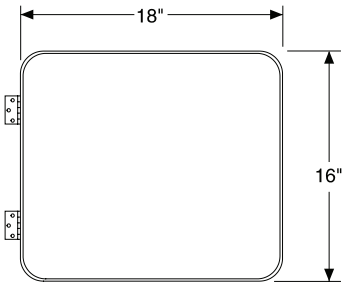
Product Information

Description

This hinged shelf is factory installed on the top segment of a 36" or 42"-high cart. It is supported by a pivoting arm. The shelf provides a flat writing or utility surface; when lowered, the shelf is flush with the cart side. Accessories cannot attach to the cart segment where the shelf is installed or to the 2 segments below it. The shelf cannot be field installed.

For a single-wide cart, the shelf is installed on the left or right side. For a double-wide cart, the shelf is installed on the right side.

Dimensions

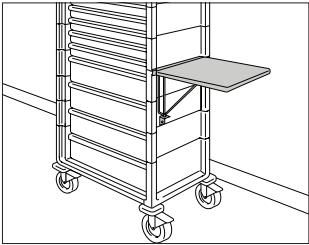


Specification Information

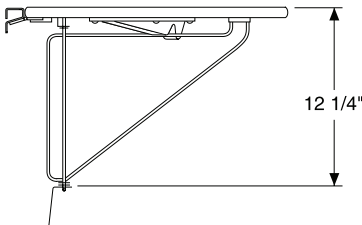
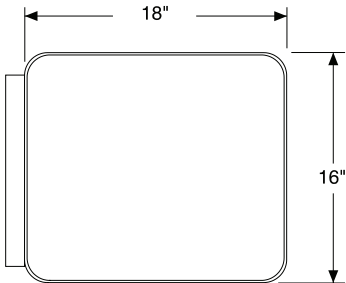
Step 1.		
CT750.		
Step 2. Shelf Position		
L	left-single wide only	
R	right	
Prices for Steps 1-2.		
CT750. L		\$188
R		\$188
Step 3. Surface Finish		
HF	inner tone light	+\$0
LT	light tone	+\$0
LU	soft white	+\$0
WN	warm grey neutral	+\$0

Beltline Flip-Up Shelf

CT751.



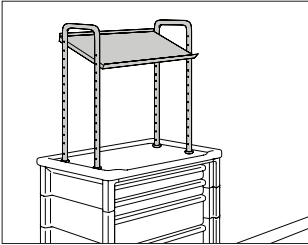
Product Information
Description
This hinged shelf is factory installed on a cart and is supported by a pivoting arm. It provides a flat writing or utility surface; when lowered, the shelf is flush with the cart side. Accessories cannot attach to the cart segment where the shelf is installed or to the 2 segments below it.
For a single-wide cart the shelf is installed on the left or right side. For a double-wide cart the shelf is installed on the right side.
Notes
Cart segments are numbered from the bottom up starting at 1.
Cart segment 4 is available on the 42"- and 72"-high carts. Cart segment 5 is only available on the 72"-high cart.
Dimensions



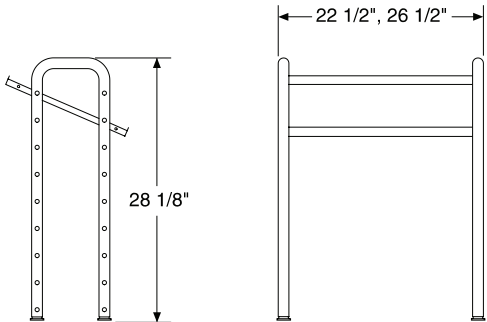
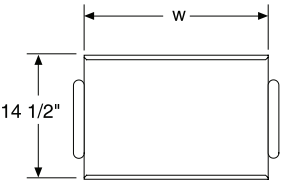
Specification Information			
Step 1.			
CT751.			
Step 2. Shelf Position			
L	left-single wide only		
R	right		
Step 3. Cart Segment			
3	cart segment 3		
4	cart segment 4		
5	cart segment 5		
Prices for Steps 1-3.			
	3	4	5
CT751. L	\$196	196	196
R	\$196	196	196
Step 4. Surface Finish			
HF	inner tone light		+\$0
LT	light tone		+\$0
LU	soft white		+\$0
WN	warm grey neutral		+\$0

Above-Cart Shelf, Single-Wide
Cart

CT788.
CT794.

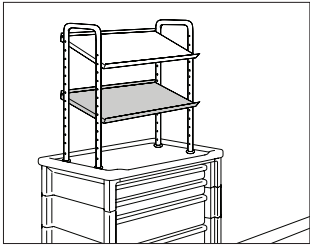


Product Information
Description
This post and shelf assembly attaches to the top rear of a single-wide cart. It has a 20 ¹ / ₄ "- or 24 ³ / ₄ "-wide shelf to support equipment above the cart. The shelf is height adjustable in 3" intervals and mounts horizontally or inclines at a 22° angle. It includes a 1 ¹ / ₂ "-high lip on the front and back edge.
Dimensions

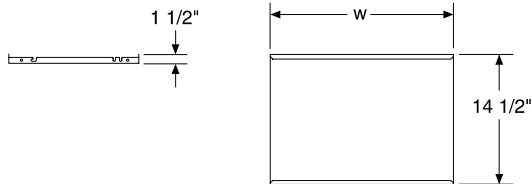


Specification Information
Step 1.
CT7
Step 2. Cart Interior Width
88. 20" wide
94. 24" wide
Prices for Steps 1-2.
CT788. \$249
CT794. \$254
Step 3. Surface Finish
LU soft white +\$0
WN warm grey neutral +\$0

Above-Cart Add-On Shelf, Single-Wide CartCT789.
CT795.



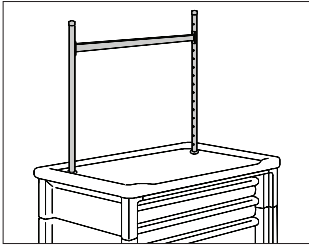
Product Information
Description
This shelf attaches to the threaded inserts on the posts of a 20"- or 24"-wide above-cart shelf to provide an additional shelf. It is height adjustable in 3" intervals and mounts horizontally or inclines at a 22° angle. It includes a 1½"-high lip on the front and back edge.
Notes
Order above-cart shelf (CT788. or CT794.) separately.
Dimensions



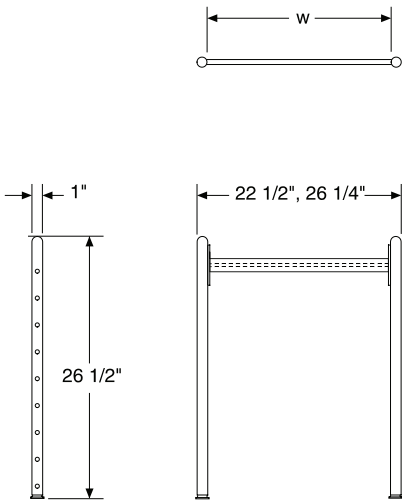
Specification Information
Step 1.
CT7
Step 2. Cart Interior Width
89. 20" wide
95. 24" wide
Prices for Steps 1-2.
CT789. \$92
CT795. \$96
Step 3. Surface Finish
LU soft white +\$0
WN warm grey neutral +\$0

Above-Cart Rail, Single-Wide Cart

CT790.
CT796.



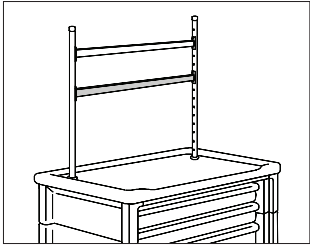
Product Information
Description
This post and rail assembly attaches to the top rear of a single-wide cart. It has a 20"- or 24"-wide rail to hold rail-mounted components above the cart. The rail is height adjustable in 3" intervals.
Notes
Order rail-mounted components separately.
Dimensions



Specification Information
Step 1.
CT79
Step 2. Cart Interior Width
0. 20" wide
6. 24" wide
Prices for Steps 1-2.
CT790. \$180
CT796. \$191
Step 3. Surface Finish
LU soft white +\$0
WN warm grey neutral +\$0

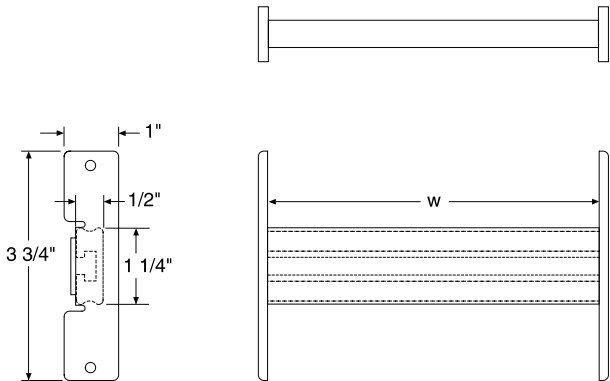
Above-Cart Add-On Rail, Single-Wide Cart

CT791.
CT797.



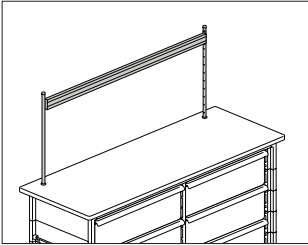
Product Information
Description
This rail attaches to the threaded inserts on the posts of an above-cart shelf or above-cart rail. The mounting position of the rail is height adjustable in 3" intervals. It has a 20"- or 24"-wide rail to hold rail-mounted components above the cart.
Notes
Order above-cart rail (CT790. or CT796.) separately. Order rail-mounted components separately.
Dimensions

Specification Information
Step 1.
CT79
Step 2. Cart Interior Width
1. 20" wide
7. 24" wide
Prices for Steps 1-2.
CT791. \$79
CT797. \$92
Step 3. Surface Finish
LU soft white +\$0
WN warm grey neutral +\$0

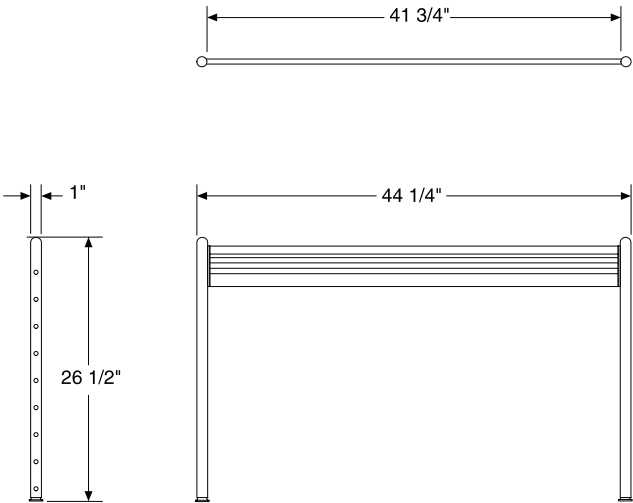


Above-Cart Equipment Rail,
Double-Wide Cart

CT792.



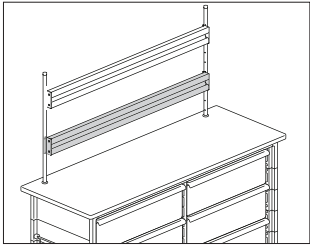
Product Information
Description
This rail attaches to the top rear of a double-wide cart. It holds rail-mounted components and paper management tools. The rail includes two 26½"-high posts and a 41¾"-wide rail that adjusts in 3" increments.
Notes
Order rail-mounted and paper management tools separately.
Dimensions



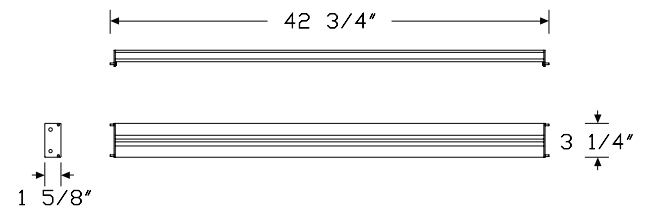
Specification Information		
Step 1.		
CT792.		\$229
Step 2. Surface Finish		
LU	soft white	+\$0
WN	warm grey neutral	+\$0

Above-Cart Add-On Equipment Rail, Double-Wide Cart

CT787.

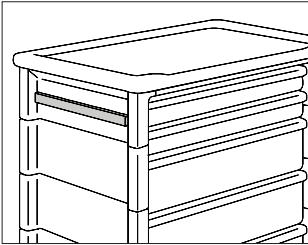


Product Information
Description
This rail attaches to the threaded inserts on the posts of an above-cart equipment rail. The mounting position is height adjustable in 3" increments. It holds rail-mounted components and paper management tools.
Notes
Order rail-mounted and paper management tools separately. Order above-cart equipment rail (CT792.) separately.
Dimensions

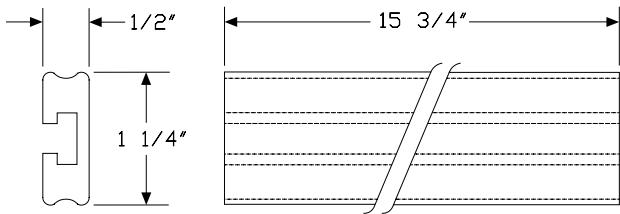


Specification Information
Step 1.
CT787. A \$104
Step 2. Surface Finish
LU soft white A +\$0
WN warm grey neutral +\$0

Accessory Rail, Side CT782.



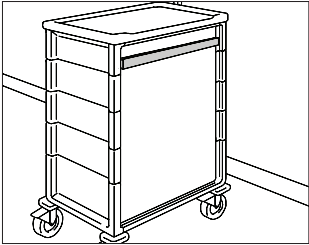
Product Information
<p>Description</p> <p>This aluminum rail is permanently installed on the side of a cart or locker. It has a 15³/₄"-wide track to hold rail-mounted components; the track allows positive placement, lateral movement, and quick removal of components.</p> <p>For a single-wide cart, the rail is pre-installed on the left or right side.</p> <p>For a double-wide cart, the rail is pre-installed in any segment on the right side or in segment 5, 6, or 7 on the left side.</p> <p>For lockers, the rail can be field installed and includes mounting hardware. Specify any combination of rail position and cart segment when ordering rail for a locker.</p>
<p>Notes</p> <p>Cart segments are numbered from the bottom up starting at 1.</p> <p>Order rail-mounted components separately.</p>
<p>Dimensions</p>



Specification Information							
Step 1.							
CT782.15							
Step 2. Rail Position							
L	left						
R	right						
Step 3. Cart Segment							
1	cart segment 1						
2	cart segment 2						
3	cart segment 3						
4	cart segment 4						
5	cart segment 5						
6	cart segment 6						
7	cart segment 7						
Prices for Steps 1-3.							
		1	2	3	4	5	6
CT782.15	L	\$42	42	42	42	42	42
	R	\$42	42	42	42	42	42
		7					
CT782.15	L						\$42
	R						\$42

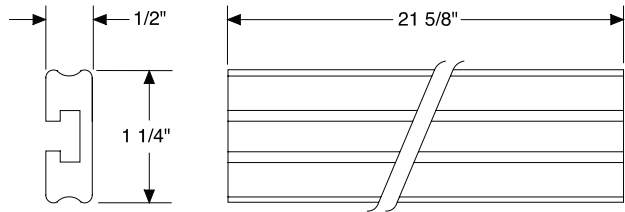
Accessory Rail, Back

CT782.



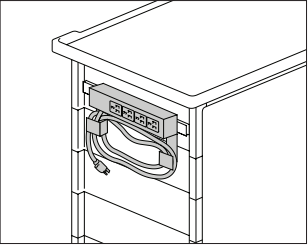
Product Information
Description
This aluminum rail is permanently installed on the back of a single-wide cart. It has a 21 ⁵ / ₈ "-wide track to hold rail-mounted components; the track allows positive placement, lateral movement, and quick removal of components.
Notes
Order rail-mounted components separately.
Dimensions

Specification Information
Step 1.
CT782.20
\$70



Electrical Strip, 4 Outlet

CT778.



Product Information

Description

This box hangs from an accessory rail. It has 4 hospital-grade 110-volt receptacles, a circuit breaker, and a 6' cord with cord wrap. Electrical strip finish is white; cord wrap finish is soft white.

Notes

Order accessory rail (CT782.15 or CT782.20) separately.

Dimensions

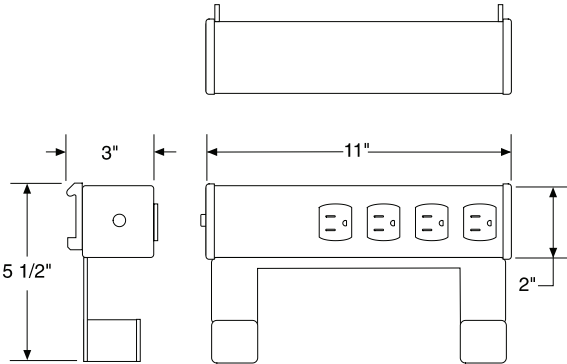
Specification Information

Step 1.

CT778.01

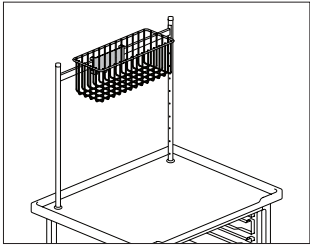
\$234

Procedure/Supply Carts—Exterior Accessories



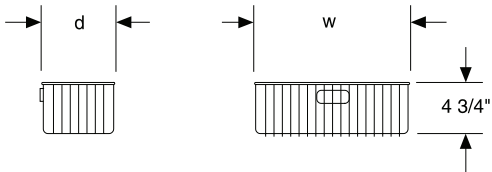

Supply Basket

CT720.
CT722.



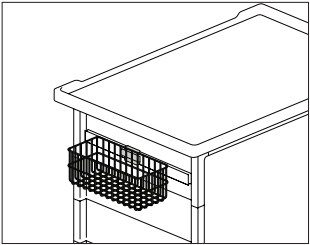
Product Information
Description
This powder-coated wire basket is available in 2 sizes: the 11 ³ / ₄ "-wide basket hangs from an accessory rail or above-cart rail; the 18 ¹ / ₄ "-wide basket mounts on an above-cart rail only and includes 2 adjustable dividers. Finish is soft white.
Notes
Order accessory rail (CT782.) or above-cart rail (CT790. or CT796.) separately.
Dimensions

Specification Information
Step 1.
CT72
Step 2. Size
0.01 4 ³ / ₄ " high x 4 ³ / ₄ " deep x 11 ³ / ₄ " wide
2.01 4 ³ / ₄ " high x 9 ¹ / ₂ " deep x 18 ¹ / ₄ " wide
Prices for Steps 1-2.
CT720.01 \$84
CT722.01 \$178



Suture Basket

CT723.

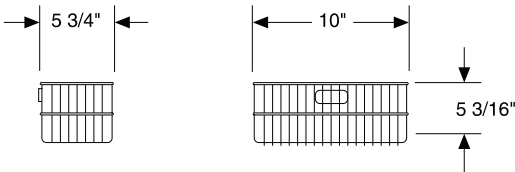
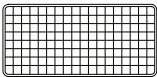


Product Information

Description
This powder-coated basket attaches to an accessory rail. It holds 8 1-dozen count boxes or 4 3-dozen count boxes of sutures. Sutures can be accessed without removing the box from the basket. Finish is soft white.

Notes
Order accessory rail (CT782.15) or above-cart rail (CT790. or CT796.) separately.

Dimensions

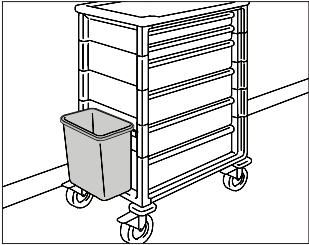


Specification Information

Step 1.
CT723. \$106

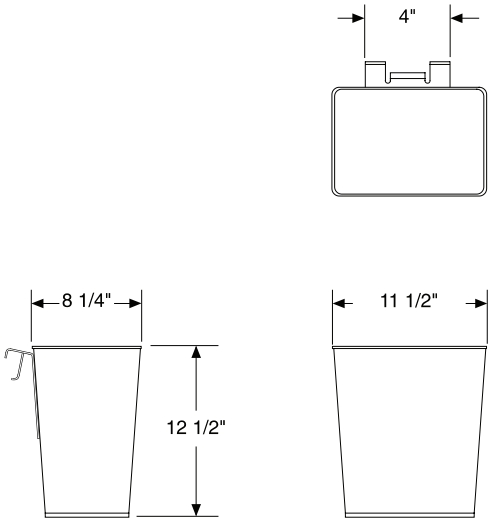
Wastebasket and Holder

CT728.



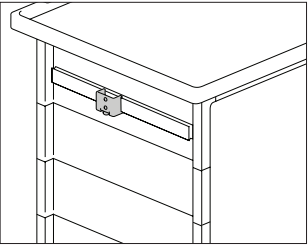
Product Information
Description
This container hangs from an accessory rail. Finish is white.
Notes
Order accessory rail (CT782.) separately.
Dimensions

Specification Information
Step 1.
CT728.
\$65



Rail Clamp

CT729.



Product Information

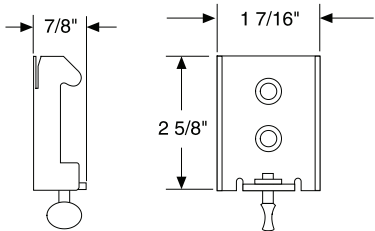
Description

This powder-coated clamp attaches to an equipment rail or cart-mounted accessory rail to hold customer-supplied accessories.

Notes

- Order rail separately:
- Above-cart equipment rail (CT792.)
 - Above-cart rail, single-wide cart (CT790. or CT796.)
 - Accessory rail, back (CT782.20)
 - Accessory rail, side (CT782.15)
 - Equipment rail, systems mounted (C1172.)
 - Equipment rail, wall mounted (C1170.)

Dimensions



Specification Information

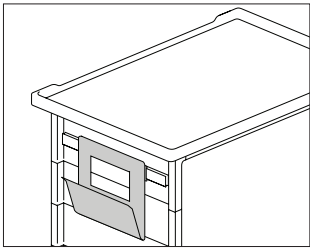
Step 1.

CT729.01

\$29

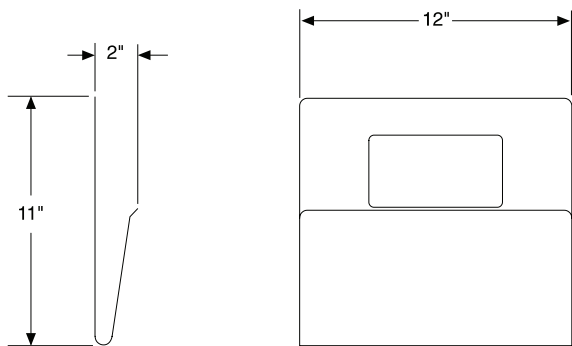
Chart Holder

CT730.

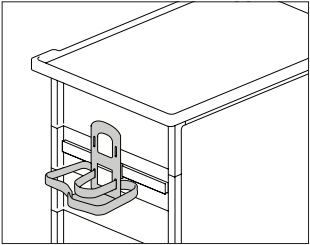


Product Information
Description
This metal holder hangs from an accessory rail and organizes clipboards and charts. Finish is soft white.
Notes
Order accessory rail (CT782.) separately.
Dimensions

Specification Information
Step 1.
CT730.01
\$84



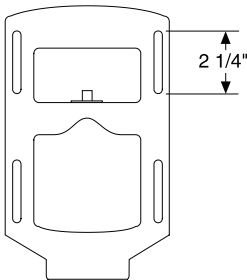
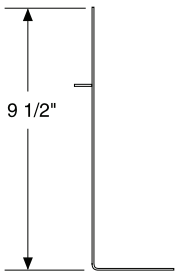
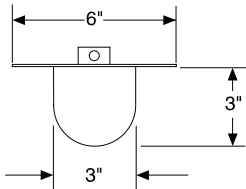
Sharps Container HolderCT734.



Product Information
Description
This holder hangs from an accessory rail and has adjustable black Velcro straps to hold a variety of containers. A plastic locking sharps cabinet can also be mounted with screws to prevent theft. Finish is soft white.
Notes
Order accessory rail (CT782.) separately.
Dimensions

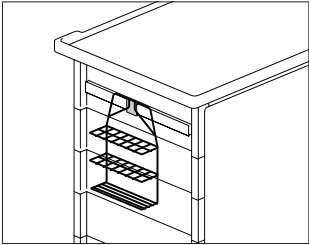
Specification Information
Step 1.
CT734.01\$60

Procedure/Supply Carts—Exterior Accessories



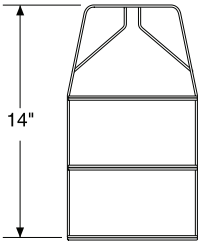
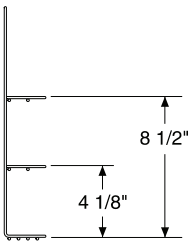
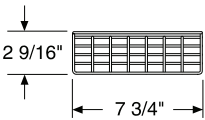
Chest Tube Rack

CT737.



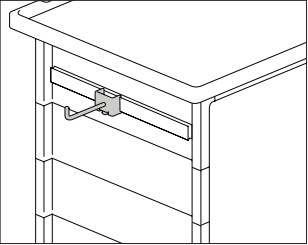
Product Information
Description
This powder-coated wire rack hangs from an accessory rail and holds up to 14 chest tubes. Finish is soft white.
Notes
Order accessory rail (CT782.) separately.
Dimensions

Specification Information
Step 1.
CT737.
\$121



Utility Hook

CT776.



Product Information

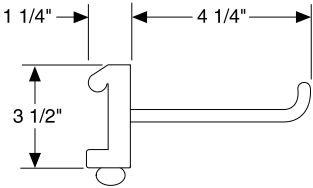
Description

This powder-coated hook hangs from an accessory rail to hold clipboards or other hanging items. Finish is soft white.

Notes

Order accessory rail (CT782.) separately.

Dimensions



Specification Information

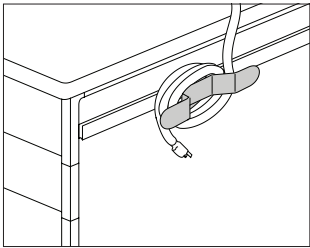
Step 1.

CT776.01

\$47

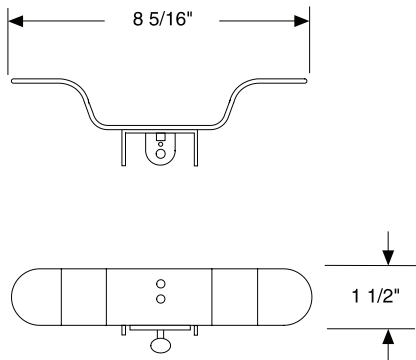
Cord Wrap

CT779.



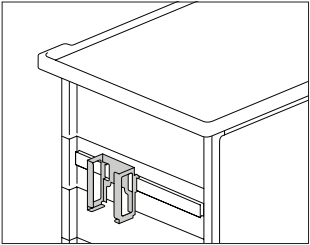
Product Information
Description
This powder-coated steel rack hangs from an accessory rail and holds excess electrical cord. Finish is soft white.
Notes
Order side accessory rail (CT782.15) or back accessory rail (CT782.20) separately.
Dimensions

Specification Information
Step 1.
CT779.01
\$36



Glove Box Holder

CT726.



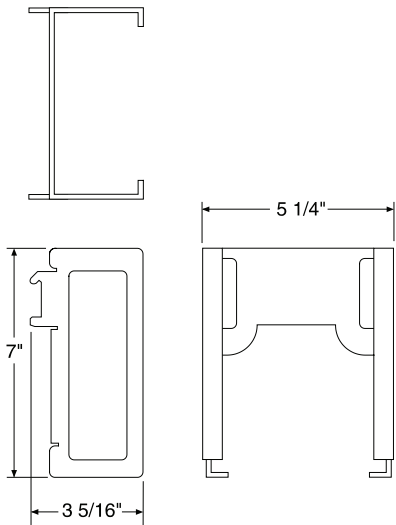
Product Information

Description
This powder-coated steel holder hangs from an above-cart rail or side accessory rail. It holds glove boxes sized 10" x 5" x 3". Finish is soft white.

Notes

- Order rail separately:
- Above-cart rail, single-wide cart (CT790. or CT796.)
 - Above-cart rail, double-wide cart (CT792.)
 - Side accessory rail (CT782.); cannot be located in top segment

Dimensions

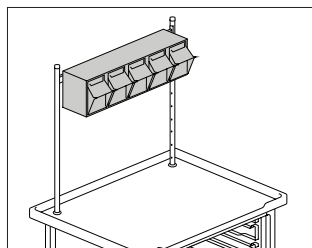


Specification Information

Step 1.
CT726. \$60

Tilt-Out Storage Bin

CT9303
CT9304
CT9305
CT9306



Product Information

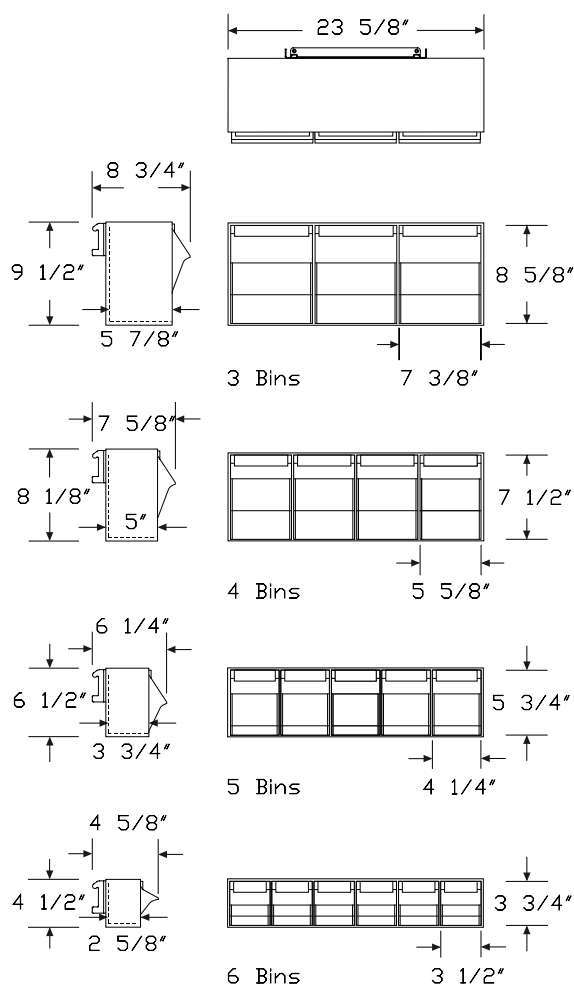
Description

This holder is white plastic and holds clear plastic bins. The bins tilt forward to provide access to contents and can be removed for easy refilling. Each bin has a label holder. It attaches to the above-cart rail only.

Notes

Order above-cart rail, single-wide cart (CT790. or CT796.) or above-cart equipment rail, double-wide cart (CT792.) separately.

Dimensions



Specification Information

Step 1.

CT930

Step 2. Number of Bins

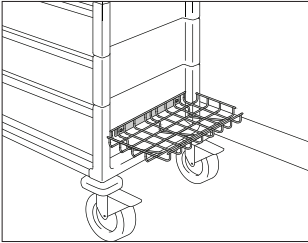
3. 3 bins
4. 4 bins
5. 5 bins
6. 6 bins

Prices for Steps 1-2.

CT9303.	\$116
CT9304.	\$110
CT9305.	\$93
CT9306.	\$76

Vacuum Pump Shelf

CT756.



Product Information

Description

This nylon-coated wire shelf attaches to the bottom right outside of a cart. Finish is soft white.

Specification Information

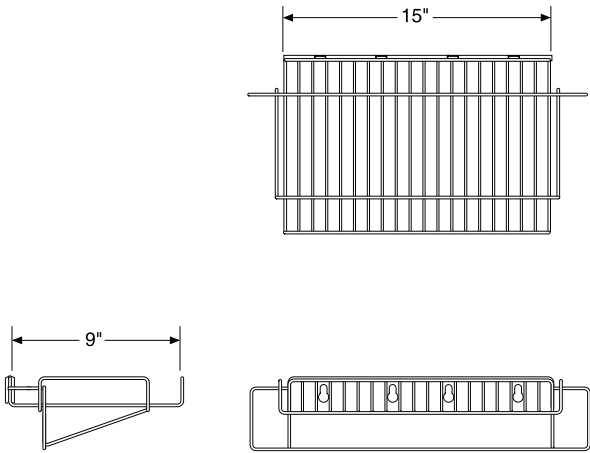
Step 1.

CT756.

\$159

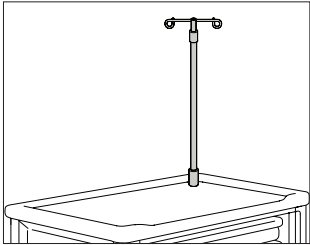
Dimensions

Procedure/Supply Carts—Exterior Accessories



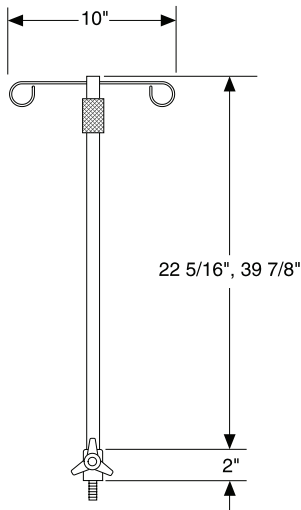
IV Pole

CT770.
CT793.



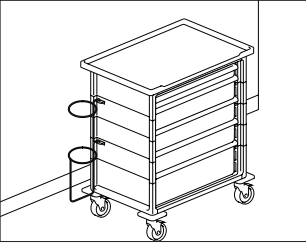
Product Information
Description
This pole holds IV bags and has a top-mount pole or post-mount pole. The top-mount pole attaches to the right rear corner of a cart top; it is height adjustable. The post-mount pole has a mounting bracket that attaches to the threaded inserts in the posts of an above-cart shelf or above-cart rail; the position of the bracket is height adjustable in 3" intervals. Finish is soft white.
Dimensions

Specification Information
Step 1.
CT7
Step 2. Mount Position
70. top-mount position
93. post-mount position
Prices for Steps 1-2.
CT770. \$116
CT793. \$149



Oxygen Tank Holder

CT772.



Product Information

Description

This powder-coated wire assembly attaches to the left side of a cart and holds an E-size oxygen tank cylinder. Finish is soft white.

Notes

When holder is specified for 36"-high cart, accessory rail cannot be used on segments 1 or 3; for 42"-high cart, accessory rail cannot be used on segments 2 or 4.

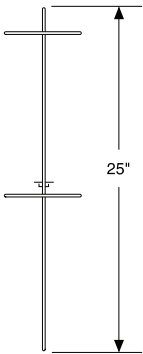
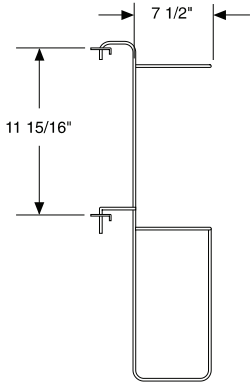
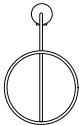
Dimensions

Specification Information

Step 1.

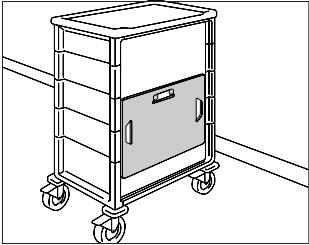
CT772.

\$93



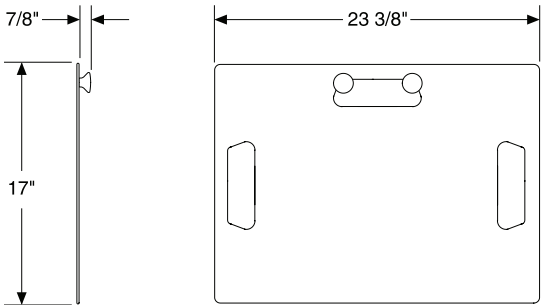
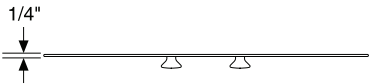
Cardiac Board and Hangers

CT773.

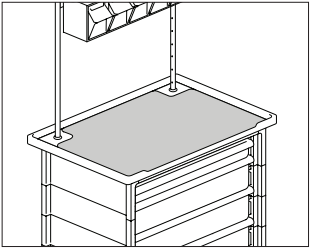


Product Information
Description
This product attaches to the back of a cart. It has a plastic surface and 3 hand-hold slots. Finish is soft white.
Notes
When cardiac board is installed on 36"-high cart, back accessory rail cannot be installed.
Dimensions

Specification Information
Step 1.
CT773. \$72



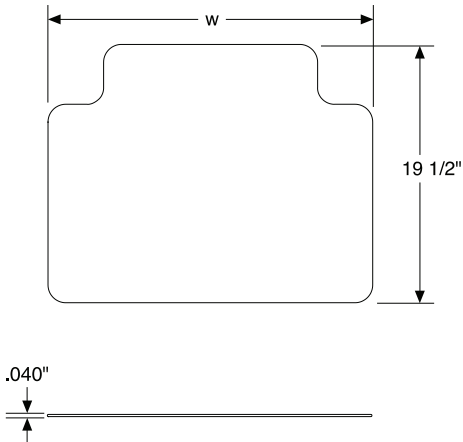
Clear Overlay, Single-Wide CartCT507.



Product Information
Description
This clear, acrylic overlay sits on top of a single-wide cart with a molded, raised edge or a flat top. The overlay protects documents from spills and damage, and protects the cart top from scratches and wear.
Notes
Overlay cannot be used on cart with above-cart shelf (CT788., CT794.).
Dimensions

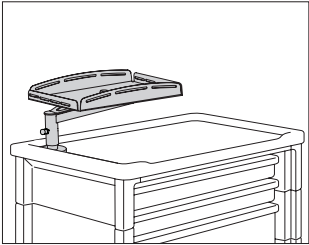
Specification Information
Step 1.
CT507.
Step 2. Cart Interior Width
2020" wide
2424" wide
Prices for Steps 1-2.
CT507. 20\$69
24\$80

Procedure/Supply Carts—Exterior Accessories



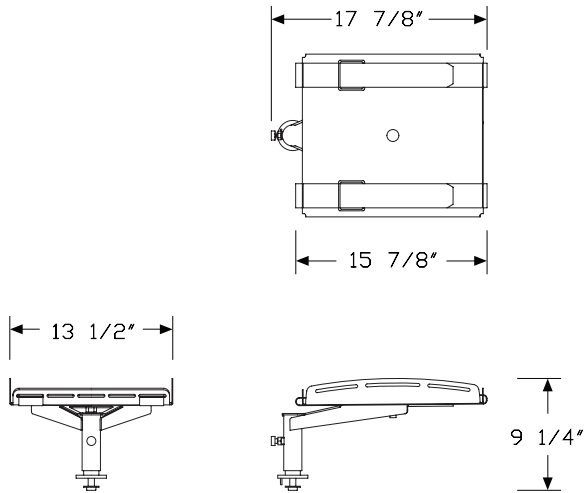
Corner Shelf

CT761.



Product Information
Description
This shelf attaches to the left rear corner of a cart top. The top pivots 360° on the mounting arm. The mounting arm can be released to swivel 90°. Straps can hold contents stored on the shelf. Finish is soft white.
Notes
Cannot be field installed on a cart with slide-out shelf. Above-cart rail and above-cart shelf cannot be installed on same cart with this shelf.
Dimensions

Specification Information
Step 1.
CT761.
\$423



Index by Product Name

Procedure/Supply Carts	
3"-High Drawer Organizer Kit, 20"-Wide Cart Interior	page(s) 41
3"-High Drawer Organizer Kit, 24"-Wide Cart Interior	44
6"-High Drawer Organizer Kit, 20"-Wide Cart Interior	43
6"-High Drawer Organizer Kit, 24"-Wide Cart Interior	45
36" H Procedure Cart for Basic Supply Storage	7
36" H Procedure Cart with Security	8
42" H Procedure Cart with Above-Cart Storage	11
42" H Procedure Cart with Limited Security	10
72" H Clinical Supply Storage Cart	13
Above-Cart Add-On Equipment Rail, Double-Wide Cart	81
Above-Cart Add-On Rail, Single-Wide Cart	79
Above-Cart Add-On Shelf, Single-Wide Cart	77
Above-Cart Equipment Rail, Double-Wide Cart	80
Above-Cart Rail, Single-Wide Cart	78
Above-Cart Shelf, Single-Wide Cart	76
Accessory Rail, Back	83
Accessory Rail, Side	82
Beltline Flip-Up Shelf	75
Breakaway Bar	70
Breakaway Tab	72
Breakaway Tab Holder	71
Cardiac Board and Hangers	99
Cassette	57
Cassette Bin	56
Cassette Cover	58
Chart Holder	89
Chest Tube Rack	91
Clear Lid	47
Clear Overlay, Single-Wide Cart	100
Cord Wrap	93
Corner Shelf	101
Curtain	62
Door	59
Double-Wide Cart	23
Drawer	26
Drawer Color Strips	49, 48
Drawer/Shelf Divider	46
Drawer with Lockable Lid	29
Electrical Strip, 4 Outlet	84
Flip-Up Shelf	74
Full-Extension Drawer Slides, Single-Wide Cart	50
Glove Box Holder	94
IV Pole	97
Keyboard Shelf	55
Keyless Lock Bar	65
Laptop Lock Loop	25

Lock Bar	63
Locked Drawer with Lid	36
Locked Drawer with Lockable Lid	32
Locking Storage and Technology Cart	18
Oxygen Tank Holder	98
Proximity Access	69, 68
Pullout Catheter Rack	54
Rail Clamp	88
Sharps Container Holder	90
Single-Wide Cart	21
Single-Wide Cart, Dual Access	22
Solid Shelf	53
Storage and Technology Cart	16
Subcontainer	39
Subcontainer Divider	42
Supply Basket	85
Suture Basket	86
Tilt-Out Storage Bin	95
Try-A-Cart 20 Series, 36" H Cart Kit	5
Try-A-Cart L-Cart	6
Utility Hook	92
Vacuum Pump Shelf	96
Wall Lock	73
Wastebasket and Holder	87
Wire Shelf	51
Wire Shelf Divider	52

Index by Product Number

CO231	Subcontainer	page(s) 39
CO232		
CO233		
CO234		
CO235		
CO236		
CO238		
CO240		
CO369		
CO378	Subcontainer Divider	42
CO379		
CO380		
CT136.	Single-Wide Cart	21
CT142.		
CT142.	Single-Wide Cart, Dual Access	22
CT172.	Single-Wide Cart	21
CT236.	Double-Wide Cart	23
CT242.		
CT272.		
CT336.	Single-Wide Cart	21
CT342.		
CT372.		
CT436.	Double-Wide Cart	23
CT442.		
CT472.		
CT501.	Drawer	26
CT502.	Locked Drawer with Lid	36
CT503.	Drawer with Lockable Lid	29
CT504.	Full-Extension Drawer Slides, Single-Wide Cart	50
CT505.	Locked Drawer with Lockable Lid	32
CT507.	Clear Overlay, Single-Wide Cart	100
CT508.	Clear Lid	47
CT511.	Drawer	26
CT512.	Locked Drawer with Lid	36
CT513.	Drawer with Lockable Lid	29
CT515.	Locked Drawer with Lockable Lid	32
CT521.	Wire Shelf	51
CT522.		
CT523.	Solid Shelf	53
CT525.	Wire Shelf	51
CT526.		
CT527.	Wire Shelf Divider	52
CT542.	Cassette	57
CT542.	Cassette Cover	58
CT543.	Cassette	57
CT543.	Cassette Cover	58
CT548.	Cassette Bin	56

CT550.	Drawer/Shelf Divider	46
CT560.	3"-High Drawer Organizer Kit, 24"-Wide Cart Interior	44
CT561.		
CT562.		
CT563.		
CT564.		
CT570.	6"-High Drawer Organizer Kit, 24"-Wide Cart Interior	45
CT571.		
CT575.	6"-High Drawer Organizer Kit, 20"-Wide Cart Interior	43
CT576.		
CT580.	3"-High Drawer Organizer Kit, 20"-Wide Cart Interior	41
CT581.		
CT582.		
CT583.		
CT584.		
CT585.		
CT623.	Proximity Access	68
CT624.	Proximity Access	69
CT625.	Keyless Lock Bar	65
CT699.	Breakaway Tab Holder	71
CT701.	Breakaway Bar	70
CT703.	Curtain	62
CT705.		
CT707.	Door	59
CT708.	Wall Lock	73
CT709.	Breakaway Tab	72
CT710.	Lock Bar	63
CT713.	Curtain	62
CT714.	Laptop Lock Loop	25
CT715.	Curtain	62
CT717.	Door	59
CT720.	Supply Basket	85
CT722.		
CT723.	Suture Basket	86
CT726.	Glove Box Holder	94
CT728.	Wastebasket and Holder	87
CT729.	Rail Clamp	88
CT730.	Chart Holder	89
CT734.	Sharps Container Holder	90
CT737.	Chest Tube Rack	91
CT738.	Pullout Catheter Rack	54
CT750.	Flip-Up Shelf	74
CT751.	Beltline Flip-Up Shelf	75
CT756.	Vacuum Pump Shelf	96
CT761.	Corner Shelf	101
CT770.	IV Pole	97
CT772.	Oxygen Tank Holder	98

Index by Product Number *continued*



Index: Product Number

CT773. Cardiac Board and Hangers	99
CT776. Utility Hook	92
CT778. Electrical Strip, 4 Outlet	84
CT779. Cord Wrap	93
CT782. Accessory Rail, Back	83
CT782. Accessory Rail, Side	82
CT787. Above-Cart Add-On Equipment Rail, Double-Wide Cart	81
CT788. Above-Cart Shelf, Single-Wide Cart	76
CT789. Above-Cart Add-On Shelf, Single-Wide Cart	77
CT790. Above-Cart Rail, Single-Wide Cart	78
CT791. Above-Cart Add-On Rail, Single-Wide Cart	79
CT792. Above-Cart Equipment Rail, Double-Wide Cart	80
CT793. IV Pole	97
CT794. Above-Cart Shelf, Single-Wide Cart	76
CT795. Above-Cart Add-On Shelf, Single-Wide Cart	77
CT796. Above-Cart Rail, Single-Wide Cart	78
CT797. Above-Cart Add-On Rail, Single-Wide Cart	79
CT801. Keyboard Shelf	55
CT990. Drawer Color Strips	48
CT991. Drawer Color Strips	49
CT9303 Tilt-Out Storage Bin	95
CT9304	
CT9305	
CT9306	
CTC. 36" H Procedure Cart for Basic Supply Storage	7
CTC. 36" H Procedure Cart with Security	8
CTC. 42" H Procedure Cart with Above-Cart Storage	11
CTC. 42" H Procedure Cart with Limited Security	10
CTC. 72" H Clinical Supply Storage Cart	13
CTC. Try-A-Cart 20 Series, 36" H Cart Kit	5
CTC. Try-A-Cart L-Cart	6
CTTL. Locking Storage and Technology Cart	18
CTT. Storage and Technology Cart	16

20-Day or Less/Assigned Lead-Time Order Information – Healthcare

20-Day or Less/Assigned Lead-Time Programs

20-day or less and assigned lead-time products are designed for established Herman Miller dealers with pre-approved credit.

Products are distributed from multiple manufacturing facilities across the United States. All products and options not designated by an Assigned Lead-Time icon  will ship in 20 business days or less after being acknowledged by Herman Miller. Products and options designated by an  are on the assigned lead-time program and will ship in 20 days, less than 20 days, or more than 20 days from order acknowledgement.

Ordering Procedure

Please place orders through Order Manager. If this is not available to you, place orders through mail or fax. Verbal purchase orders will not be accepted.

Order Entry fax number: (616) 654 3085.

For more information, contact your Customer Care representative at: (866) 854 3048 EXT 3400

Shipments and Delivery

Per Herman Miller Terms and Conditions.

Changes and Cancellation

Per Herman Miller Terms and Conditions.



Packaging/Keyed-Alike Information — Procedure/Supply Carts

Packaging

Packaging varies according to individual product. A surcharge may be added for special packaging requests. Contact Customer Care for specific information.

Keyed-Alike Locks

All components with locks may be specified keyed alike. Products with keyed-alike locks will be shipped with lock plugs installed.

Procedure/supply carts have Medeco locks.

To order keyed-alike locks:

1. Choose keyed-alike product number.
2. Specify a key number if desired (01 through 99). If no key number is specified, one will be selected for you.
3. Specify the quantity of each kind of component to be keyed-alike.

To remove lock plugs from existing components, loosen the hex nut inside the product and remove the plug.

Customers interested in ordering master keys for procedure/supply carts products should contact their local authorized dealer with a written request.

For more information about our products and services or to see a list of dealers, please visit us at HermanMiller.com or call (800) 851 1196.

© 2019 Herman Miller, Inc., Zeeland, Michigan

Distribution Rights


Working together since 1956, Herman Miller and Vitra are the authentic sources of designs by Charles and Ray Eames, Alexander Girard, and George Nelson. All the designs shown in this book are protected by law. Herman Miller has obtained all rights to make and sell these designs. Also, Herman Miller holds exclusive worldwide manufacturing and distribution rights for these products with the following exceptions:

Charles and Ray Eames, George Nelson, and Alexander Girard—Worldwide distribution rights for furniture in all areas except Europe and the Middle East. For those areas, please contact Vitra.

Isamu Noguchi—Worldwide distribution rights for the Noguchi Rudder Table. Distribution rights for the Noguchi Table in North America and Central America only. For all other areas, please contact Vitra.

Magis—Exclusive distribution rights in the US and Canada. For all other areas, please contact Magis.

Mattiazzi—Exclusive distribution rights in the US and Canada. For all other areas, please contact Mattiazzi.

® **HermanMiller**, , Action Office, Aeron, Aside, Avive, Canvas Office Landscape, Caper, Celle, Co/Struc, Eames, Embody, Equa 2, Ergon 3, Ethospace, Exclave, Fine-Tune, FlexFront, Formcoat, Ground Cloth, Herman Miller Healthcare, Layout Studio, Maharam, Meridian, Mirra, Motia, Passage, Pellicle, Perspectives, Plex, PostureFit, Quadrant, Resolve, Sayl, Setu, Thrive, Tu, Y-Tower, and Z-Axis are among the registered trademarks of Herman Miller, Inc., and its owned subsidiaries.

™ AireWeave, Bubbletack, Cellular Suspension, Compass, Connect, Cosm, DOT, Durawrap, Everywhere, Flex-Edge, Hopsak 2, Intent, Iota, Keyless Entry, Latitude, Lino, Lyris 2, Mora, Multiscrim, Nelson, Nevi, Pedastools, Renew, Stackable, Swoop, TriFlex, Twist, Verus and Vista are among the trademarks of Herman Miller, Inc., and its owned subsidiaries.

®Chemsurf is a registered trademark of Wilsonart International.

Corian® is a registered trademark of E.I. du Pont de Nemours and Company Corporation.

FLEXNET™ is a trademark of Milliken & Company.

Floor Saver Glide® is a registered trademark of Carpin Manufacturing, Inc.

Geiger® is a registered trademark of Geiger International.

Microsoft® and Natural® Keyboard are registered trademarks of Microsoft Corporation.