

DAVIS®

Radius Meeting Price List

Designed by Wolfgang C.R. Mezger

Effective March 19, 2018



RADIUS MEETING Series

Specifications	2
Images	3
Ordering Examples	4 - 5
MODULAR UNITS	
Straight Seats	
RM-9100	6
RM-9200	6
RM-9300	6
Inside Curved Seats	
RM-9400	7
RM-9500	7
RM-9600	7
RM-9545	7
Outside Curved Seats	
RM-9700	8
RM-9800	8
RM-9900	8
End Legs	
RA-5101	9
RA-5111	9
RA-5121	10
RA-5141	10
Ganging Legs	
RA-5201	11
RA-5211	11
RA-5221	12
RA-5241	12
Interior Arms & Tablets	
RA-5011	13
RA-5021	13
RA-5041	14
Corner Tables	
RA-4210	15
RA-4211	15
RA-4220	16
RA-4221	16
Between Tables	
RA-4310	17
RA-4330	18
End Tables	
RA-4410	18
RA-4411	19
RA-4420	19
RA-4421	20

FREESTANDING UNITS

Seating Units

RM-6190	21
RM-6192	21
RM-6290	21
RM-6292	22
RM-6390	22
RM-6392	22

Freestanding Tables

RM-4100	23
RA-4110	24
RA-4120	24
RA-4130	25
RA-4140	25
RA-4150	26
RA-4160	26

Configurations	27 - 28
----------------------	---------

For information concerning Condition of Sales, Warranty, Fabric, Finishes, etc., please download the *Conditions of Sales.pdf* on the Davis web site: www.davisfurniture.com

FEATURES

Arms

Constructed of rigid urethane with steel support molded into urethane for extra support
 Available on End Legs and as Interior Arms within upholstered seats at specific locations
 Arm may be field installed by switching leg around to reveal pre-drilled holes

Glides

Adjustable glides are standard on all legs.

Interior Frame

Heavy-duty, hardwood plywood frames are used for seats and backs with multiple density foam allowing for the aesthetic contours and seating comfort
 Interior construction of frame withstands high-traffic use and offers over 94" of seating capacity with only legs at the end
 All frames are pre drilled to accept every type of leg, arm, and tablet configuration for convenient field installation

Legs**END LEGS**

End legs are specified as right or left sitting in unit
 Modular Unit End Legs are used on ends of upholstered seats and may be ordered with Arms, Arms with Pivoting Tablets, and Tablets
 End Tables, Between Tables, or Corner Tables attach only to End Legs

GANGING LEGS

Ganging legs connect two upholstered units ONLY

HEALTHCARE LEGS

Legs may be special ordered for Healthcare for an overall seat height at 18" - see options
 Specify option **RA-TALL LEG** on each type of leg specified and add **\$79** List to each leg cost.

Sweep Through

All upholstered units have sweep-through area between seat and backs

Tables

All tops are available in Acrylic or wood veneers (Beech, Maple, Oak, and Walnut) with matching wood edge banding

Tablets

Tablets are offered as fixed or rotating on arms
 Tablets may be located at ends on legs, on ganging legs, or in interior locations of seats
 All are available in Acrylic or wood veneers with matching wood edge banding

Upholstered Units

Available as: 1, 2, and 3 Seat Straight Units
 90°, 45° (two sizes - inside curves), and 30° Inside and Outside Curves



RADIUS MEETING Series

UNITS




Freestanding Units



Modular Units

TABLE





Large Curved Unit – left to right facing

1	RA-5111-R	End Leg with Arm - Right	Chrome / Grade I	1210
1	RM-9200	Two Seats	Grade I	5453
1	RA-5201	Ganging Leg	Chrome	414
1	RM-9400	90° Inside Curved Seat	Grade I	5883
1	RA-5201	Ganging Leg	Chrome	414
1	RM-9300	Three Seats	Grade I	7388
1	RA-5201	Ganging Leg	Chrome	414
1	RM-9200	Two Seats	Grade I	5453
1	RA-5201	Ganging Leg	Chrome	414
1	RM-9700	90° Outside Curved Seat	Grade I	5489
1	RA-5201	Ganging Leg	Chrome	414
1	RM-9700	90° Outside Curved Seat	Grade I	5489
1	RA-5201	Ganging Leg	Chrome	414
1	RM-9400	90° Inside Curved Seat	Grade I	5883
1	RA-5201	Ganging Leg	Chrome	414
1	RM-9100	One Seat	Grade I	3361
1	RA-5201	Ganging Leg	Chrome	414
1	RM-9100	One Seat	Grade I	3361
1	RA-5121-L-AY	End Leg with Pivoting Tablet on Arm - Left	Chrome / Grade I	1555
			<hr/>	
			Total - GRADE I	\$ 53,837

ORDERING EXAMPLES

RADIUS MEETING Series



Straight Two One Seat with Arms on Legs – left to right facing

1	RA-5111-R	End Leg with Arm - Right	Chrome / Grade I	1210
1	RM-9100	One Seat	Grade I	3361
1	RA-5201	Ganging Leg	Chrome	414
1	RM-9100	One Seat	Grade I	3361
1	RA-5111-L	End Leg with Arm - Left	Chrome / Grade I	1210



Total - GRADE I **\$ 9,556**

Straight Two Two Seats – left to right facing

1	RA-5101-R	End Leg - Right	Chrome	368
1	RM-9200	Two Seats	Grade I	5453
1	RA-5201	Ganging Leg	Chrome	414
1	RM-9200	Two Seats	Grade I	5453
1	RA-5101-L	End Leg - Left	Chrome	368



Total - GRADE I **\$ 12,056**

L-Shaped Unit – left to right facing

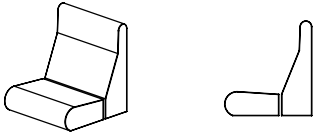
1	RA-5111-R	End Leg with Arm - Right	Chrome / Grade I	1210
1	RM-9200	Two Seats	Grade I	5453
1	RA-5201	Ganging Leg	Chrome	414
1	RM-9400	90° Inside Curved Seat	Grade I	5883
1	RA-5201	Ganging Leg	Chrome	414
1	RM-9200	Two Seats	Grade I	5453
1	RA-5101-L	End Leg - Left	Chrome	368
1	RA-4420-L-AY	Half Round End Table - Left Connection	Acrylic / Chrome	609

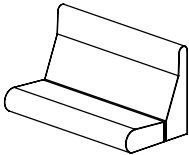
Total - GRADE I **\$ 19,804**

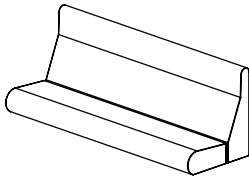
STRAIGHT SEATS

RADIUS MEETING Series

Example: item number RM-9100 = RM-9100

Item	Description	Dimensions	w	inches			Yardage / Square Feet						
				d	h								
RM-9100	One Seat	Overall	31½	34	41 ¾	4 yds. / 96 sq. ft.							
		Inside	31½	21½	26 ¼	2¾ yds. / 66 sq. ft. - Back							
		Seat			16 ½	1¼ yds. / 30 sq. ft. - Seat							
		List Price Grades COM/COL											
	A	B	C	D	E	F	G	H	I	J	K	L	
	2317	2433	2549	2665	2781	2897	3013	3129	3245	3361	3477	3593	3709

Item	Description	Dimensions	w	inches			Yardage / Square Feet						
				d	h								
RM-9200	Two Seats	Overall	63	34	41 ¾	6½ yds. / 156 sq. ft.							
		Inside	63	21½	26 ¼	4½ yds. / 108 sq. ft. - Back							
		Seat			16 ½	2¼ yds. / 54 sq. ft. - Seat							
		List Price Grades COM/COL											
	A	B	C	D	E	F	G	H	I	J	K	L	
	3752	3941	4130	4319	4508	4697	4886	5075	5264	5453	5642	5831	6020

Item	Description	Dimensions	w	inches			Yardage / Square Feet						
				d	h								
RM-9300	Three Seats	Overall	94 ½	34	41 ¾	9 yds. / 216 sq. ft.							
		Inside	94 ½	21½	26 ¼	6 yds. / 144 sq. ft. - Back							
		Seat			16 ½	3 yds. / 72 sq. ft. - Seat							
		List Price Grades COM/COL											
	A	B	C	D	E	F	G	H	I	J	K	L	
	5039	5300	5561	5822	6083	6344	6605	6866	7127	7388	7649	7910	8171

Required to Specify

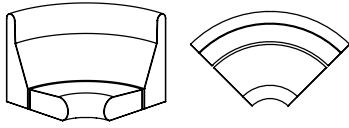
Fabrics or Leather : Ensure graded in material or COM/COL is approved for use on Radius Meeting by contacting Davis

INSIDE CURVE SEATS

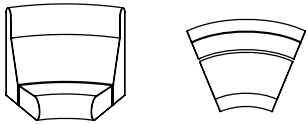
RADIUS MEETING Series

Example: item number **RM-9400** = **RM-9400**

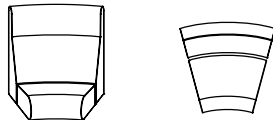
Item	Description	Dimensions	w	inches			Yardage / Square Feet						
				d	h								
RM-9400	90° Inside Curved Seat with Support Leg & Adjustable Glide	Overall	58 1/2	35 1/4	41 3/8	6 3/4 yds. / 162 sq. ft.							
		Inside	41 1/4	21 1/2	26 1/4	4 3/4 yds. / 114 sq. ft. - Back							
		Seat			16 1/2	2 yds / 48 sq. ft. - Seat							
List Price													
Grades													
COM/COL	A	B	C	D	E	F	G	H	I	J	K	L	
4119	4315	4511	4707	4903	5099	5295	5491	5687	5883	6079	6275	6471	



Item	Description	Dimensions	w	inches			Yardage / Square Feet						
				d	h								
RM-9500	45° Inside Curved Seat	Overall	43 1/2	34 1/2	41 3/8	5 1/2 yds. / 132 sq. ft.							
		Inside	34 1/4	21 1/2	26 1/4	3 1/4 yds. / 78 sq. ft. - Back							
		Seat			16 1/2	1 1/2 yds. / 36 sq. ft. - Seat							
List Price													
Grades													
COM/COL	A	B	C	D	E	F	G	H	I	J	K	L	
3494	3654	3814	3974	4134	4294	4454	4614	4774	4934	5094	5254	5414	



Item	Description	Dimensions	w	inches			Yardage / Square Feet						
				d	h								
RM-9600	30° Inside Curved Seat	Overall	35	34	41 3/8	4 yds. / 96 sq. ft.							
		Inside	28 5/8	21 1/2	26 1/4	3 yds. / 72 sq. ft. - Back							
		Seat			16 1/2	1 1/2 yds. / 36 sq. ft. - Seat							
List Price													
Grades													
COM/COL	A	B	C	D	E	F	G	H	I	J	K	L	
3018	3134	3250	3366	3482	3598	3714	3830	3946	4062	4178	4294	4410	



Item	Description	Dimensions	w	inches			Yardage / Square Feet						
				d	h								
RM-9545	45° Inside Curved Seat Width for Circle Units	Overall	50 1/4	34	41 3/8	5 1/2 yds. / 132 sq. ft.							
		Inside	25	21 1/2	26 1/4	3 1/4 yds. / 78 sq. ft. - Back							
		Seat			16 1/2	1 1/2 yds. / 36 sq. ft. - Seat							
List Price													
Grades													
COM/COL	A	B	C	D	E	F	G	H	I	J	K	L	
3648	3808	3968	4128	4288	4448	4608	4768	4928	5088	5248	5408	5568	

Required to Specify

Fabrics or Leather : Ensure graded in material or COM/COL is approved for use on Radius Meeting by contacting Davis



Metal Finish : Chrome, Anthracite, Bronze, Matte Black, Silver, Matte Silver, Light Grey, Mid Grey, or Matte White - *only for RM-9400*

OUTSIDE CURVE SEATS

RADIUS MEETING Series

Example: item number **RM-9700** = **RM-9700**

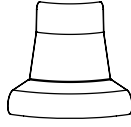
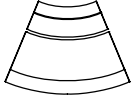
Item	Description	Dimensions	w	inches d	h	Yardage / Square Feet
RM-9700	90° Outside Curved Seat with Support Leg & Adjustable Glide	Overall	64 1/4	33 1/4	41 3/8	5 yds. / 120 sq. ft.
		Inside	34 15/16	20 15/16	26 1/4	2 3/4 yds. / 66 sq. ft. - Back
		Seat			16 1/2	2 1/4 yds. / 54 sq. ft. - Seat

List Price
Grades
COM/COL

	A	B	C	D	E	F	G	H	I	J	K	L	
	4184	4329	4474	4619	4764	4909	5054	5199	5344	5489	5634	5779	5924

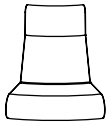

Item	Description	Dimensions	w	inches d	h	Yardage / Square Feet
RM-9800	45° Outside Curved Seat	Overall	46 11/16	33 1/4	41 3/8	4 yds. / 96 sq. ft.
		Inside	30 13/16	20 15/16	26 1/4	2 3/4 yds. / 66 sq. ft. - Back
		Seat			16 1/2	1 3/4 yds. 42 sq. ft. - Seat

List Price
Grades
COM/COL

	A	B	C	D	E	F	G	H	I	J	K	L	
	3441	3557	3673	3789	3905	4021	4137	4253	4369	4485	4601	4717	4833

Item	Description	Dimensions	w	inches d	h	Yardage / Square Feet
RM-9900	30° Outside Curved Seat	Overall	37 5/16	33 1/4	41 3/8	4 1/2 yds. / 108 sq. ft.
		Inside	26 3/8	20 15/16	26 1/4	3 yds. / 72 sq. ft. - Back
		Seat			16 1/2	1 1/2 yds. / 36 sq. ft. - Seat

List Price
Grades
COM/COL

	A	B	C	D	E	F	G	H	I	J	K	L	
	2924	3055	3186	3317	3448	3579	3710	3841	3972	4103	4234	4365	4496

Required to Specify

Fabrics or Leather : Ensure graded in material or COM/COL is approved for use on Radius Meeting by contacting Davis

Metal Finish : Chrome, Anthracite, Bronze, Matte Black, Silver, Matte Silver, Light Grey, Mid Grey, or Matte White - *only for RM-9700*

END LEGS

RADIUS MEETING Series

Example: item number RA-5101-L = RA-5101-L

Item	Description	Dimensions	w	inches d	h	Shipping Weight
RA-5101-L RA-5101-R	End Leg	Outside	2 3/8	29	7	12 lbs.

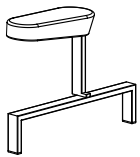


End legs used on right and left ends of units
End, Between, and Corner Tables attach only to
End Legs

List Price

368

Item	Description	Dimensions	w	inches d	h	Yardage / Square Feet	Shipping Weight
RA-5111-L RA-5111-R	End Leg with Arm	Arm Arm Height	7 3/4	18	4 22 3/4	3/4 yds. / 14 sq. ft.	19 lbs.



List Price
Grades

COM/COL	A	B	C	D	E	F	G	H	I	J	K	L
1012	1034	1056	1078	1100	1122	1144	1166	1188	1210	1232	1254	1276

Required to Specify

Fabrics or Leather : Ensure graded in material or COM/COL is approved for use on Radius Meeting by contacting Davis - *only for RA-5111*

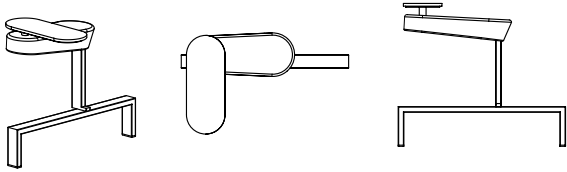
Metal Finish : Chrome, Anthracite, Bronze, Matte Black, Silver, Matte Silver, Light Grey, Mid Grey, or Matte White

END LEGS

RADIUS MEETING Series

Example: item number RA-5121-L + material suffix -AY = RA-5121-L-AY

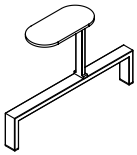
Item	Description	Dimensions	w	inches d	h	Yardage / Square Feet	Shipping Weight
RA-5121-L	End Leg with	Arm	7 3/4	18	4	3/4 yds. / 14 sq. ft.	21 lbs.
RA-5121-R	Pivoting Tablet on Arm	Arm Height			22 3/4		
		Pivoting Tablet	6 3/4	14 1/4	1/2		
		Tablet Height			24 7/8		



List Price
Grades

Material	COM/COL	A	B	C	D	E	F	G	H	I	J	K	L
-AY Acrylic	1357	1379	1401	1423	1445	1467	1489	1511	1533	1555	1577	1599	1621
-BB Beech	1446	1468	1490	1512	1534	1556	1578	1600	1622	1644	1666	1688	1710
-MM Maple													
-OA Oak													
-WW Walnut													

Item	Description	Dimensions	w	inches d	h	Shipping Weight
RA-5141-L	End Leg with	Tablet	6 3/4	14 1/4	1/2	18 lbs.
RA-5141-R	Small Tablet	Tablet Height			20	



List Price

Material	List Price
-AY Acrylic	744
-BB Beech	887
-MM Maple	
-OA Oak	
-WW Walnut	

Required to Specify

Fabrics or Leather : Ensure graded in material or COM/COL is approved for use on Radius Meeting by contacting Davis - *only for RA-5121*

Metal Finish : Chrome, Anthracite, Bronze, Matte Black, Silver, Matte Silver, Light Grey, Mid Grey, or Matte White

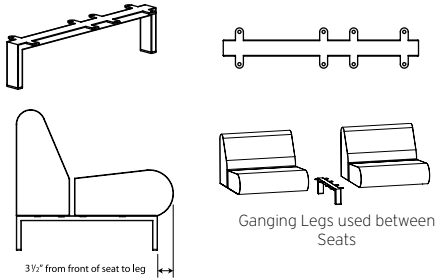
Table Finishes :	Beech	-BB	101 Natural Beech	Maple	-MM	201 Natural Maple	Oak	-OA	301 Natural Oak
			102 Light Beech			202 Light Maple			302 Medium Oak
			103 Medium Beech						303 Grey Oak
			104 Dark Beech						304 Brown Oak
	Walnut	-WW	400 Light Walnut	Acrylic	-AY				
			401 Natural Walnut						
			402 Medium Walnut						

GANGING LEGS

RADIUS MEETING Series

Example: item number **RA-5201** = **RA-5201**

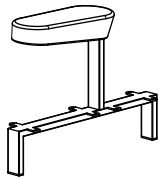
Item	Description	Dimensions	inches			Shipping Weight
			w	d	h	
RA-5201	Ganging Leg		2 3/8	29	7	14 lbs.



List Price

414

Item	Description	Dimensions	inches			Yardage / Square Feet	Shipping Weight
			w	d	h		
RA-5211	Ganging Leg with Arm	Arm Arm Height	7 3/4	18	4 22 3/4	3/4 yds. / 14 sq. ft.	21 lbs.



List Price
Grades

COM/COL	A	B	C	D	E	F	G	H	I	J	K	L
1059	1081	1103	1125	1147	1169	1191	1213	1235	1257	1279	1301	1323

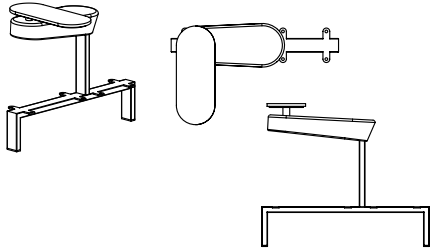
Required to Specify

Fabrics or Leather : Ensure graded in material or COM/COL is approved for use on Radius Meeting by contacting Davis - *only for RA-5211*

Metal Finish : Chrome, Anthracite, Bronze, Matte Black, Silver, Matte Silver, Light Grey, Mid Grey, or Matte White

Example: item number **RA-5221** + material suffix **-AY** = **RA-5221-AY**

Item	Description	Dimensions	inches			Yardage / Square Feet	Shipping Weight
			w	d	h		
RA-5221	Ganging Leg with Pivoting Tablet on Arm	Arm	7 3/4	18	4	3/4 yds. / 14 sq. ft.	23 lbs.
		Arm Height			22 3/4		
		Pivoting Tablet	6 3/4	14 1/4	1/2		
		Tablet Height			24 7/8		

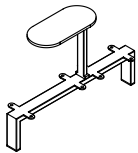


Not recommended on ganged one seat units

List Price
Grades

Material	COM/COL	A	B	C	D	E	F	G	H	I	J	K	L
-AY Acrylic	1405	1427	1449	1471	1493	1515	1537	1559	1581	1603	1625	1647	1669
-BB Beech	1497	1519	1541	1563	1585	1607	1629	1651	1673	1695	1717	1739	1761
-MM Maple													
-OA Oak													
-WW Walnut													

Item	Description	Dimensions	inches			Shipping Weight
			w	d	h	
RA-5241	Ganging Leg Small Tablet	Tablet Tablet Height	6 3/4	14 1/4	1/2 20	20 lbs.



List Price

Material	List Price
-AY Acrylic	792
-BB Beech	938
-MM Maple	
-OA Oak	
-WW Walnut	

Required to Specify

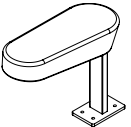
Fabrics or Leather : Ensure graded in material or COM/COL is approved for use on Radius Meeting by contacting Davis - *only for RA-5221*


Metal Finish : Chrome, Anthracite, Bronze, Matte Black, Silver, Matte Silver, Light Grey, Mid Grey, or Matte White

Table Finishes :	Beech	-BB	101 Natural Beech	102 Light Beech	103 Medium Beech	104 Dark Beech	Maple	-MM	201 Natural Maple	202 Light Maple	Oak	-OA	301 Natural Oak	302 Medium Oak	303 Grey Oak	304 Brown Oak
	Walnut	-WW	400 Light Walnut	401 Natural Walnut	402 Medium Walnut		Acrylic	-AY								

Example: item number RA-5011-B = RA-5011-B

Item	Description	Dimensions	inches			Yardage / Square Feet	Shipping Weight
			w	d	h		
RA-5011	Interior Arm	Arm	7 3/4	18	4	3/4 yds. / 14 sq. ft.	11 lbs.
-A Left		Arm Height			22 3/4		
-B Center							
-C Right							

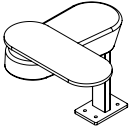


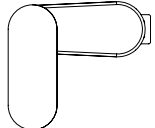


List Price Grades

COM/COL	A	B	C	D	E	F	G	H	I	J	K	L
695	717	739	761	783	805	827	849	871	893	915	937	959

Item	Description	Dimensions	inches			Yardage / Square Feet	Shipping Weight
			w	d	h		
RA-5021	Pivoting Tablet on Arm	Arm	7 3/4	18	4	3/4 yds. / 14 sq. ft.	15 lbs.
-A Left		Arm Height			20		
-B Center		Tablet	6 3/4	14 1/4	1/2		
-C Right		Tablet Height			24 7/8		





List Price Grades

Material	COM/COL	A	B	C	D	E	F	G	H	I	J	K	L
-AY Acrylic	1029	1051	1073	1095	1117	1139	1161	1183	1205	1227	1249	1271	1293
-BB Beech	1120	1142	1164	1186	1208	1230	1252	1274	1296	1318	1340	1362	1384
-MM Maple													
-OA Oak													
-WW Walnut													

Required to Specify

Fabrics or Leather : Ensure graded in material or COM/COL is approved for use on Radius Meeting by contacting Davis

Metal Finish : Chrome, Anthracite, Bronze, Matte Black, Silver, Matte Silver, Light Grey, Mid Grey, or Matte White

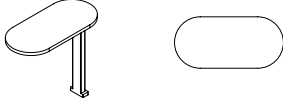
Table Finishes :	Beech	-BB	101 Natural Beech 102 Light Beech 103 Medium Beech 104 Dark Beech	Maple	-MM	201 Natural Maple 202 Light Maple	Oak	-OA	301 Natural Oak 302 Medium Oak 303 Grey Oak 304 Brown Oak
	Walnut	-WW	400 Light Walnut 401 Natural Walnut 402 Medium Walnut	Acrylic	-AY				

TABLET

RADIUS MEETING Series

Example: item number **RA-5041-A** + material suffix **-BB** = **RA-5041-A-BB**

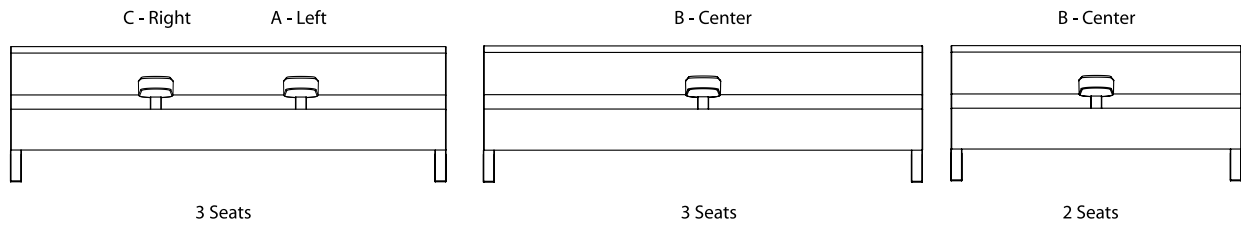
Item	Description	Dimensions	w	inches d	h	Shipping Weight
RA-5041	Small Tablet	Tablet	6 3/4	14 1/4	1/2	5 lbs.
-A Left		Tablet Height			20	
-B Center						
-C Right						



List Price

Material

-AY Acrylic	443
-BB Beech	565
-MM Maple	
-OA Oak	
-WW Walnut	



Required to Specify

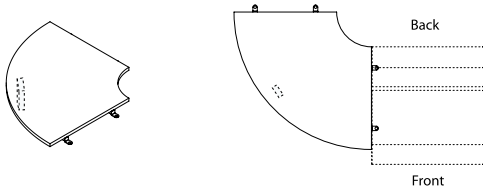
Metal Finish : Chrome, Anthracite, Bronze, Matte Black, Silver, Matte Silver, Light Grey, Mid Grey, or Matte White

Table Finishes :	Beech	-BB	101 Natural Beech 102 Light Beech 103 Medium Beech 104 Dark Beech	Maple	-MM	201 Natural Maple 202 Light Maple	Oak	-OA	301 Natural Oak 302 Medium Oak 303 Grey Oak 304 Brown Oak
	Walnut	-WW	400 Light Walnut 401 Natural Walnut 402 Medium Walnut	Acrylic	-AY				

Example: item number RA-4210-R + material suffix -MM = RA-4210-R-MM

Item	Description	Dimensions	w	inches d	h	Shipping Weight
RA-4210		Overall	57 1/4	33	7 7/8	55 lbs.
RA-4210-L	Cut-out for Left Arm					
RA-4210-R	Cut-out for Right Arm					
RA-4210-B	Cut-out for Both Arm					

90° Corner Table with Leg – Outside



Connects to two End Legs

List Price

Material

-AY Acrylic	1391
-BB Beech	1171
-MM Maple	
-OA Oak	
-WW Walnut	

Item	Description	Dimensions	w	inches d	h	Shipping Weight
RA-4211		Overall	57 1/4	33	7 7/8	55 lbs.
RA-4211-L	Cut-out for Left Arm					
RA-4211-R	Cut-out for Right Arm					
RA-4211-B	Cut-out for Both Arm					

90° Corner Table with Leg – Inside



Connects to two End Legs

List Price

Material

-AY Acrylic	1391
-BB Beech	1171
-MM Maple	
-OA Oak	
-WW Walnut	

Required to Specify

Metal Finish : Chrome, Anthracite, Bronze, Matte Black, Silver, Matte Silver, Light Grey, Mid Grey, or Matte White

Table Finishes :	Beech	-BB	101 Natural Beech	Maple	-MM	201 Natural Maple	Oak	-OA	301 Natural Oak
			102 Light Beech			202 Light Maple			302 Medium Oak
			103 Medium Beech						303 Grey Oak
			104 Dark Beech						304 Brown Oak
	Walnut	-WW	400 Light Walnut	Acrylic	-AY				
			401 Natural Walnut						
			402 Medium Walnut						

CORNER TABLES

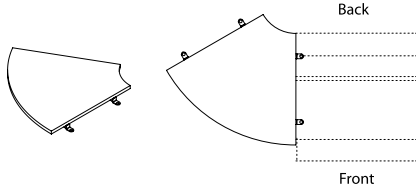
RADIUS MEETING Series

Example: item number RA-4220-R + material suffix -BB = RA-4220-R-BB

Item	Description	Dimensions	w	inches d	h	Shipping Weight
RA-4220		Overall	38 7/8	30 3/8	7 7/8	45 lbs.

- RA-4220-L Cut-out for Left Arm
- RA-4220-R Cut-out for Right Arm
- RA-4220-B Cut-out for Both Arm

60° Corner Table – Outside



Connects to two End Legs

List Price

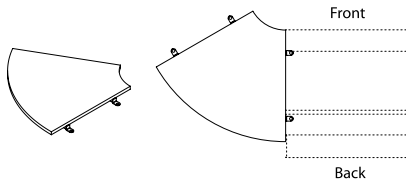
Material

- AY Acrylic **953**
- BB Beech **942**
- MM Maple
- OA Oak
- WW Walnut

Item	Description	Dimensions	w	inches d	h	Shipping Weight
RA-4221		Overall	38 7/8	30 3/8	7 7/8	45 lbs.

- RA-4221-L Cut-out for Left Arm
- RA-4221-R Cut-out for Right Arm
- RA-4221-B Cut-out for Both Arm

60° Corner Table – Inside



Connects to two End Legs

List Price

Material

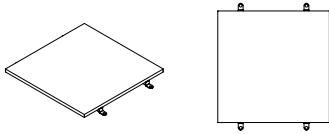
- AY Acrylic **953**
- BB Beech **942**
- MM Maple
- OA Oak
- WW Walnut

Required to Specify

Table Finishes :	Beech	-BB	101 Natural Beech	Maple	-MM	201 Natural Maple	Oak	-OA	301 Natural Oak
			102 Light Beech			202 Light Maple			302 Medium Oak
			103 Medium Beech						303 Grey Oak
			104 Dark Beech						304 Brown Oak
	Walnut	-WW	400 Light Walnut	Acrylic	-AY				
			401 Natural Walnut						
			402 Medium Walnut						

Example: item number **RA-4310-B** + material suffix **-OA** = **RA-4310-B-OA**

Item	Description	Dimensions	w	inches d	h	Shipping Weight
RA-4310		Overall	29	29	7 7/8	30 lbs.
RA-4310-L	Cut-out for Left Arm					
RA-4310-R	Cut-out for Right Arm					
RA-4310-B	Cut-out for Both Arm Square Between Table					



Connects to two End Legs

List Price

Material

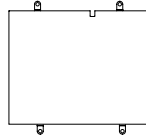
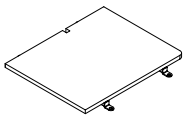
-AY	Acrylic	992
-BB	Beech	758
-MM	Maple	
-OA	Oak	
-WW	Walnut	

Required to Specify

Table Finishes :	Beech	-BB	101 Natural Beech 102 Light Beech 103 Medium Beech 104 Dark Beech	Maple	-MM	201 Natural Maple 202 Light Maple	Oak	-OA	301 Natural Oak 302 Medium Oak 303 Grey Oak 304 Brown Oak
	Walnut	-WW	400 Light Walnut 401 Natural Walnut 402 Medium Walnut	Acrylic	-AY				

Example: item number **RA-4330-R** + material suffix **-BB** = **RA-4330-R-BB**

Item	Description	Dimensions	w	inches d	h	Shipping Weight
RA-4330		Overall	23 5/8	29	7 7/8	25 lbs.
RA-4330-L	Cut-out for Left Arm					
RA-4330-R	Cut-out for Right Arm					
RA-4330-B	Cut-out for Both Arm Rectangle Between Table					

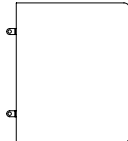
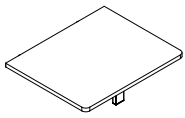


RA-4330-L Cut-out for Left Arm shown

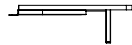
Connects to two End Legs

Material	List Price
-AY Acrylic	832
-BB Beech	704
-MM Maple	
-OA Oak	
-WW Walnut	

Item	Description	Dimensions	w	inches d	h	Shipping Weight
RA-4410-L	Left Connection	Overall	23 5/8	29	7 7/8	36 lbs.
RA-4410-R	Right Connection Rectangle End Table					



RA-4410-L Left Connection shown



Connects to one End Leg

Material	List Price
-AY Acrylic	806
-BB Beech	681
-MM Maple	
-OA Oak	
-WW Walnut	

Required to Specify

Metal Finish : Chrome, Anthracite, Bronze, Matte Black, Silver, Matte Silver, Light Grey, Mid Grey, or Matte White - *only for RA-4410*

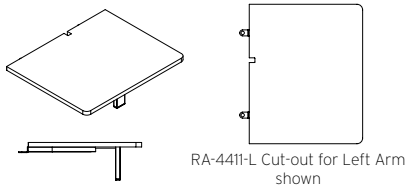
Table Finishes :	Beech	-BB	101 Natural Beech	Maple	-MM	201 Natural Maple	Oak	-OA	301 Natural Oak
			102 Light Beech			202 Light Maple			302 Medium Oak
			103 Medium Beech						303 Grey Oak
			104 Dark Beech						304 Brown Oak
	Walnut	-WW	400 Light Walnut	Acrylic	-AY				
			401 Natural Walnut						
			402 Medium Walnut						

END TABLES

RADIUS MEETING Series

Example: item number RA-4411-L + material suffix -OA = RA-4411-L-OA

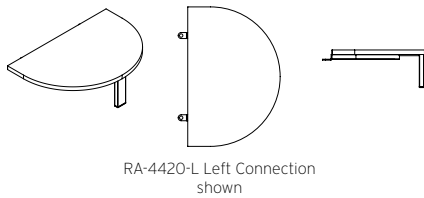
Item	Description	Dimensions	inches			Shipping Weight
			w	d	h	
RA-4411-L RA-4411-R	Left Connection Cut-out for Left Arm Right Connection Cut-out for Right Arm Rectangle End Table with Arm Cut-out	Overall	23 5/8	29	7 7/8	36 lbs.



Connects to one End Leg

Material	List Price
-AY Acrylic	806
-BB Beech	681
-MM Maple	
-OA Oak	
-WW Walnut	

Item	Description	Dimensions	inches			Shipping Weight
			w	d	h	
RA-4420-L RA-4420-R	Left Connection Right Connection Half Round End Table	Overall	19 1/4	29	7 7/8	25 lbs.



Connects to one End Leg

Material	List Price
-AY Acrylic	609
-BB Beech	617
-MM Maple	
-OA Oak	
-WW Walnut	

Required to Specify

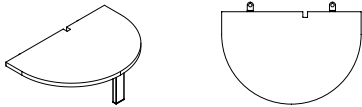
Metal Finish : Chrome, Anthracite, Bronze, Matte Black, Silver, Matte Silver, Light Grey, Mid Grey, or Matte White

Table Finishes :	Beech	-BB	101 Natural Beech	Maple	-MM	201 Natural Maple	Oak	-OA	301 Natural Oak
			102 Light Beech			202 Light Maple			302 Medium Oak
			103 Medium Beech						303 Grey Oak
			104 Dark Beech						304 Brown Oak
	Walnut	-WW	400 Light Walnut	Acrylic	-AY				
			401 Natural Walnut						
			402 Medium Walnut						

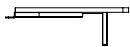
Example: item number RA-4421-L + material suffix -BB = RA-4421-L-BB

Item	Description	Dimensions	w	inches d	h	Shipping Weight
RA-4421-L	Left Connection	Overall	19 1/4	29	7 7/8	36 lbs.
RA-4421-R	Right Connection					

Half Round End Table with Arm Cut-out



RA-4421-L Cut-out for Left Arm shown



Connects to one End Leg

List Price

Material

-AY Acrylic	609
-BB Beech	617
-MM Maple	
-OA Oak	
-WW Walnut	

Required to Specify

Metal Finish : Chrome, Anthracite, Bronze, Matte Black, Silver, Matte Silver, Light Grey, Mid Grey, or Matte White

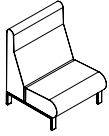
Table Finishes :	Beech	-BB	101 Natural Beech	Maple	-MM	201 Natural Maple	Oak	-OA	301 Natural Oak
			102 Light Beech			202 Light Maple			302 Medium Oak
			103 Medium Beech						303 Grey Oak
			104 Dark Beech						304 Brown Oak
	Walnut	-WW	400 Light Walnut	Acrylic	-AY				
			401 Natural Walnut						
			402 Medium Walnut						

SEATING UNITS

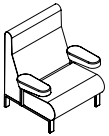
RADIUS MEETING Series

Example: item number RM-6190 = RM-6190


Item	Description	Dimensions	w	inches d	h	Yardage / Square Feet								
RM-6190	Chair – Armless Unit includes Legs	Outside	31 1/2	34	41 3/8	4 yds. / 96 sq. ft.								
		Inside	31 1/2	21 1/2	26 1/4	2 3/4 yds. / 66 sq. ft. - Back								
		Seat			16 1/2	1 1/4 yds. / 30 sq. ft. - Seat								
	List Price Grades													
	COM/COL	A	B	C	D	E	F	G	H	I	J	K	L	
		3052	3168	3284	3400	3516	3632	3748	3864	3980	4096	4212	4328	4444



Item	Description	Dimensions	w	inches d	h	Yardage / Square Feet								
RM-6192	Chair – Arm Unit includes Legs and Arms	Outside	39 1/4	34	41 3/8	5 1/2 yds. / 123 sq. ft.								
		Inside	23 3/4	21 1/2	26 1/4	2 3/4 yds. / 66 sq. ft. - Back								
		Arm Height			22 3/4	1 1/4 yds. / 30 sq. ft. - Seat								
		Seat			16 1/2	1 1/2 yds. / 27 sq. ft. - Arms								
	List Price Grades													
	COM/COL	A	B	C	D	E	F	G	H	I	J	K	L	
		4342	4502	4662	4822	4982	5142	5302	5462	5622	5782	5942	6102	6262



Item	Description	Dimensions	w	inches d	h	Yardage / Square Feet								
RM-6290	Two Seater – Armless Unit includes Legs	Outside	63	34	41 3/8	6 1/2 yds. / 156 sq. ft.								
		Inside	63	21 1/2	26 1/4	4 1/2 yds. / 108 sq. ft. - Back								
		Seat			16 1/2	2 1/4 yds. / 54 sq. ft. - Seat								
	List Price Grades													
	COM/COL	A	B	C	D	E	F	G	H	I	J	K	L	
		4489	4678	4867	5056	5245	5434	5623	5812	6001	6190	6379	6568	6757



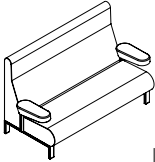
Required to Specify

Fabrics or Leather : Ensure graded in material or COM/COL is approved for use on Radius Meeting by contacting Davis

Metal Finish : Chrome, Anthracite, Bronze, Matte Black, Silver, Matte Silver, Light Grey, Mid Grey, or Matte White

Example: item number **RM-6292** = **RM-6292**

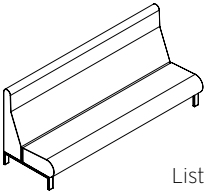
Item	Description	Dimensions	w	inches d	h	Yardage / Square Feet
RM-6292	Two Seater – Arm Unit includes Legs and Arms	Outside	70 3/4	34	41 3/8	8 yds. / 183 sq. ft.
		Inside	55 1/4	21 1/2	26 1/4	4 1/2 yds. / 108 sq. ft. - Back
		Arm Height			22 3/4	2 1/4 yds. / 54 sq. ft. - Seat
		Seat			16 1/2	1 1/2 yds. / 27 sq. ft. - Arms



List Price
Grades
COM/COL

	A	B	C	D	E	F	G	H	I	J	K	L	
	5777	6009	6241	6473	6705	6937	7169	7401	7633	7865	8097	8329	8561

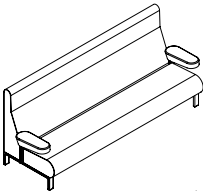
Item	Description	Dimensions	w	inches d	h	Yardage / Square Feet
RM-6390	Three Seater – Armless Unit includes Legs	Outside	94 1/2	34	41 3/8	9 yds. / 216 sq. ft.
		Inside	94 1/2	21 1/2	26 1/4	6 yds. / 144 sq. ft. - Back
		Seat			16 1/2	3 yds. / 72 sq. ft. - Seat



List Price
Grades
COM/COL

	A	B	C	D	E	F	G	H	I	J	K	L	
	5770	6031	6292	6553	6814	7075	7336	7597	7858	8119	8380	8641	8902

Item	Description	Dimensions	w	inches d	h	Yardage / Square Feet
RM-6392	Three Seater – Arm Unit includes Legs and Arms	Outside	96 3/4	34	41 3/8	10 1/2 yds. / 243 sq. ft.
		Inside	86 3/4	21 1/2	26 1/4	6 yds. / 144 sq. ft. - Back
		Arm Height			22 3/4	3 yds. / 72 sq. ft. - Seat
		Seat			16 1/2	1 1/2 yd. / 27 sq. ft. - Arms



List Price
Grades
COM/COL

	A	B	C	D	E	F	G	H	I	J	K	L	
	7061	7366	7671	7976	8281	8586	8891	9196	9501	9806	10111	10416	10721

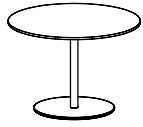
Required to Specify

Fabrics or Leather : Ensure graded in material or COM/COL is approved for use on Radius Meeting by contacting Davis

Metal Finish : Chrome, Anthracite, Bronze, Matte Black, Silver, Matte Silver, Light Grey, Mid Grey, or Matte White

Example: item number **RM-4100** + material suffix **-BB** = **RM-4100-BB**

Item	Description	Dimensions	inches dia	h
RM-4100	Round Table	Overall	29 1/2	22 - 22 1/2

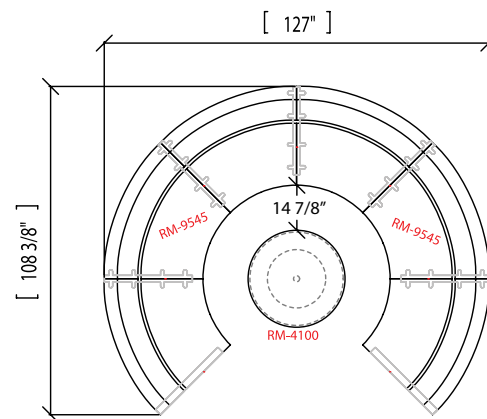
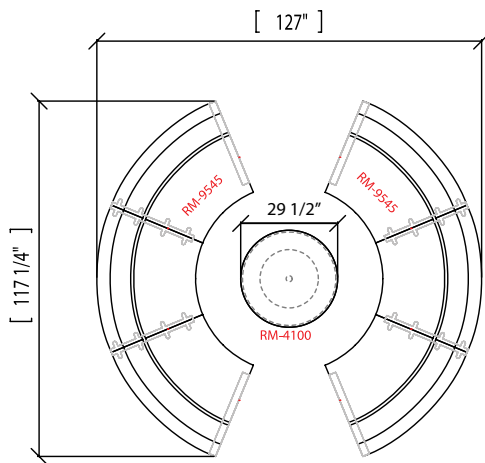


Designed specifically for Round Configuration with the **RM-9545** unit

Note: 1/2" Top thickness for solid surface (-SP) tables / 1" Top thickness for veneer and laminate tables

List Price

-BB	-MM	-OA	-WW	-LAM	-SP
Beech	Maple	Oak	Walnut	Laminate	Arctic White
1628	1624	1602	1602	1514	2169



An open and closed configuration using the new RM-9545 Inside Curves and the RM-4100 Freestanding Table

Required to Specify

Metal Finish : Chrome, Anthracite, Bronze, Matte Black, Silver, Matte Silver, Light Grey, Mid Grey, or Matte White

Table Finishes :	Beech	-BB	101 Natural Beech	Maple	-MM	201 Natural Maple	Oak	-OA	301 Natural Oak
			102 Light Beech			202 Light Maple			302 Medium Oak
			103 Medium Beech						303 Grey Oak
			104 Dark Beech						304 Brown Oak

Walnut	-WW	400 Light Walnut	Arctic White	-SP
		401 Natural Walnut		
		402 Medium Walnut		

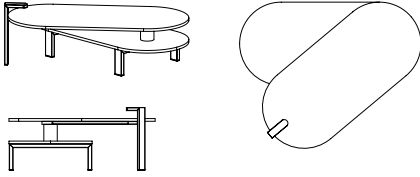
Laminate	-LAM	Solid Color Top	Pattern Laminates	Wood Grain Laminates
		LAM-Antique White	LAM-Grey Mesh	LAM-Fusion Maple
		LAM-Black	LAM-Pewter	LAM-Monticello Maple
		LAM-Designer White	LAM-Steel Mesh	LAM-Montana Walnut
		LAM-Dove Grey		LAM-River Cherry
		LAM-Fashion Grey		LAM-Wild Cherry
		LAM-Khaki Brown		
		LAM-Linen		
		LAM-Shadow		
		LAM-Steel		
		LAM-Wallaby		

FREESTANDING TABLE

RADIUS MEETING Series

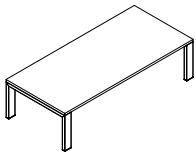
Example: item number **RA-4110** + material suffix **-WW** = **RA-4110-WW**

Item	Description	Dimensions	w	inches d	h	Shipping Weight
RA-4110	Freestanding Pivoting Table	Overall	48 1/4	21 3/4	16 3/8	150 lbs.



Material	List Price
-AY Acrylic	4345
-BB Beech	3932
-MM Maple	
-OA Oak	
-WW Walnut	

Item	Description	Dimensions	w	inches d	h	Shipping Weight
RA-4120	Freestanding Table	Overall	47 1/4	21 3/4	12 1/4	70 lbs.



Material	List Price
-AY Acrylic	1871
-BB Beech	1730
-MM Maple	
-OA Oak	
-WW Walnut	

Required to Specify

Metal Finish : Chrome, Anthracite, Bronze, Matte Black, Silver, Matte Silver, Light Grey, Mid Grey, or Matte White

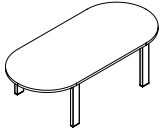
Table Finishes :	Beech	-BB	101 Natural Beech	Maple	-MM	201 Natural Maple	Oak	-OA	301 Natural Oak
			102 Light Beech			202 Light Maple			302 Medium Oak
			103 Medium Beech						303 Grey Oak
			104 Dark Beech						304 Brown Oak
	Walnut	-WW	400 Light Walnut	Acrylic	-AY				
			401 Natural Walnut						
			402 Medium Walnut						

FREESTANDING TABLE

RADIUS MEETING Series

Example: item number **RA-4130** + material suffix **-MM** = **RA-4130-MM**

Item	Description	Dimensions	inches			Shipping Weight
			w	d	h	
RA-4130	Freestanding High Nesting Table	Overall	47 1/4	21 3/4	13 1/2	70 lbs.

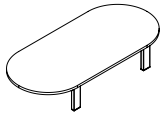


List Price

Material

-AY Acrylic	2384
-BB Beech	1670
-MM Maple	
-OA Oak	
-WW Walnut	

Item	Description	Dimensions	inches			Shipping Weight
			w	d	h	
RA-4140	Freestanding Low Nesting Table	Overall	47 1/4	21 3/4	7 3/4	65 lbs.



List Price

Material

-AY Acrylic	2286
-BB Beech	1558
-MM Maple	
-OA Oak	
-WW Walnut	

Required to Specify

Metal Finish : Chrome, Anthracite, Bronze, Matte Black, Silver, Matte Silver, Light Grey, Mid Grey, or Matte White

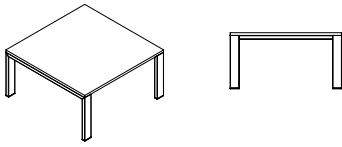
Table Finishes :									
Beech	-BB	101 Natural Beech	Maple	-MM	201 Natural Maple	Oak	-OA	301 Natural Oak	
		102 Light Beech			202 Light Maple			302 Medium Oak	
		103 Medium Beech						303 Grey Oak	
		104 Dark Beech						304 Brown Oak	
Walnut	-WW	400 Light Walnut	Acrylic	-AY					
		401 Natural Walnut							
		402 Medium Walnut							

FREESTANDING TABLE

RADIUS MEETING Series

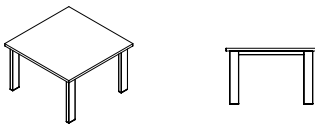
Example: item number **RA-4150** + material suffix **-BB** = **RA-4150-BB**

Item	Description	Dimensions	w	inches d	h	Shipping Weight
RA-4150	Freestanding Large End Table	Overall	29	29	14 3/4	70 lbs.



Material	List Price
-AY Acrylic	1754
-BB Beech	1683
-MM Maple	
-OA Oak	
-WW Walnut	

Item	Description	Dimensions	w	inches d	h	Shipping Weight
RA-4160	Freestanding Small End Table	Overall	21 3/4	21 3/4	14 3/4	50 lbs.



Material	List Price
-AY Acrylic	1470
-BB Beech	1486
-MM Maple	
-OA Oak	
-WW Walnut	

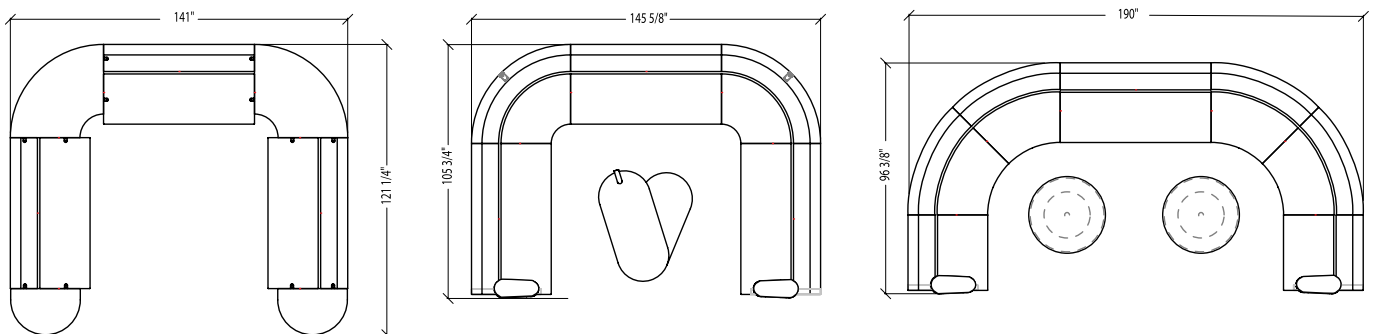
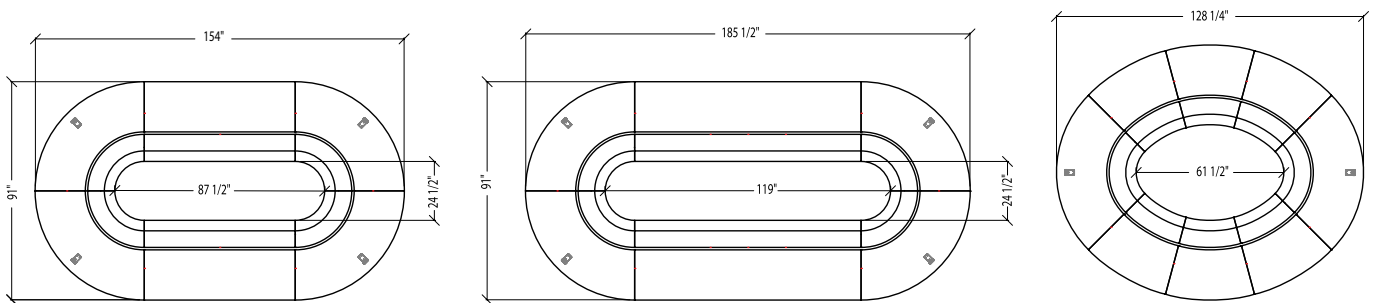
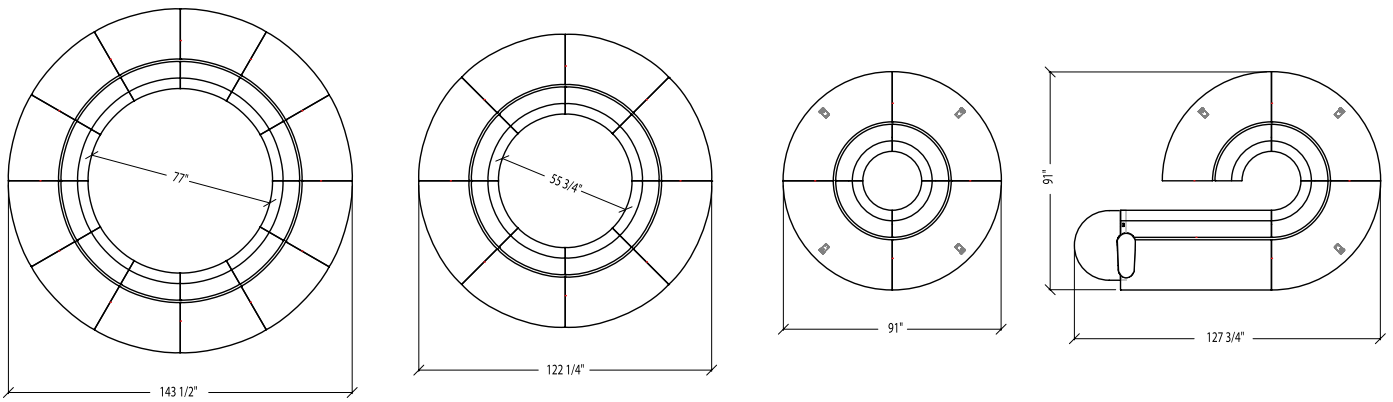
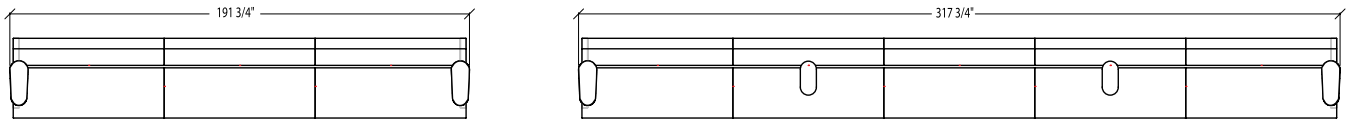
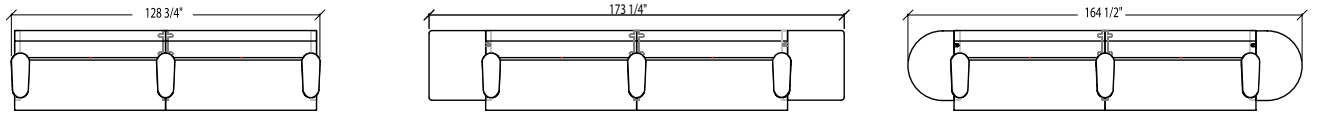
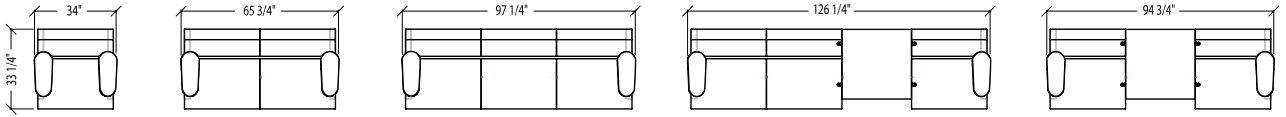
Required to Specify

Metal Finish : Chrome, Anthracite, Bronze, Matte Black, Silver, Matte Silver, Light Grey, Mid Grey, or Matte White

Table Finishes :	Beech	-BB	101 Natural Beech	Maple	-MM	201 Natural Maple	Oak	-OA	301 Natural Oak
			102 Light Beech			202 Light Maple			302 Medium Oak
			103 Medium Beech						303 Grey Oak
			104 Dark Beech						304 Brown Oak
	Walnut	-WW	400 Light Walnut	Acrylic	-AY				
			401 Natural Walnut						
			402 Medium Walnut						

CONFIGURATIONS

RADIUS MEETING Series



CONFIGURATIONS

RADIUS MEETING Series

