

DAVIS®

Modo Price List

Designed by Burkhard Vogtherr

Licensed from Arco

Effective March 19, 2018



MODO Lounge Series

Specifications	2
Images	3

BACKLESS BENCHES

MD-1048	4
MD-1060	4
MD-1072	4
MD-1084	5
MD-1096	5

BENCHES

MD-2048	6
MD-2060	6
MD-2072	6
MD-2084	7
MD-2096	7

L SHAPED BENCHES

MD-3010	8
MD-3011	8
MD-3012	9
MD-3013	9
MD-3020	10
MD-3021	10
MD-3022	11
MD-3023	11
MD-3030	12
MD-3031	12
MD-3032	13
MD-3033	13
MD-3040	14

For information concerning Condition of Sales, Warranty, Fabric, Finishes, etc., please download the *Conditions of Sales.pdf* on the Davis web site: www.davisfurniture.com

FEATURES

Frame

Legs – Welded tubular steel ($3/4''$ x $3/4''$)

Trim – $3/4''$ x $3/4''$ steel

Ganging

All standard units come with ganging devices

Glides

Black plastic glides come standard. Optional felt glide **MD-Felt** is available.

Interior

Back – CNC $3/4''$ hard wood plywood. Multi density foam with fiber overlay.

Seat – Welded tubular steel frame with non-sag springs and baltic birch upholstery rail. Multi density foam with fiber overlay.

Upholstery

Patterned fabrics may require additional seams on the 96" benches.

All graded in and COM/COL fabric must be approved for use on Modo by the Davis factory.

UNITS



Backless Bench



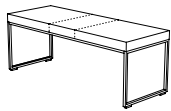
Bench



L Shaped

Example: item number MD-1048 = MD-1048

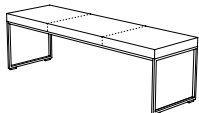
Item	Description	Dimensions	w	inches		Yardage / Square Feet	Shipping Weight
				d	h		
MD-1048	48" Backless Bench	Overall	48	17 ³ / ₄	18 ³ / ₈	1 ³ / ₄ yds. / 31 ¹ / ₂ sq. ft.	45 lbs.



List Price
Grades
COM/COL

A	B	C	D	E	F	G	H	I	J	K	L	
1888	1939	1990	2041	2092	2143	2194	2245	2296	2347	2398	2449	2500

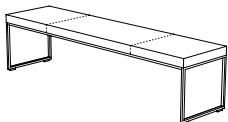
Item	Description	Dimensions	w	inches		Yardage / Square Feet	Shipping Weight
				d	h		
MD-1060	60" Backless Bench	Overall	60	17 ³ / ₄	18 ³ / ₈	2 yds. / 36 sq. ft.	52 lbs.



List Price
Grades
COM/COL

A	B	C	D	E	F	G	H	I	J	K	L	
2085	2143	2201	2259	2317	2375	2433	2491	2549	2607	2665	2723	2781

Item	Description	Dimensions	w	inches		Yardage / Square Feet	Shipping Weight
				d	h		
MD-1072	72" Backless Bench	Overall	72	17 ³ / ₄	18 ³ / ₈	2 ¹ / ₄ yds. / 40 ¹ / ₂ sq. ft.	59 lbs.



List Price
Grades
COM/COL

A	B	C	D	E	F	G	H	I	J	K	L	
2280	2346	2412	2478	2544	2610	2676	2742	2808	2874	2940	3006	3072

Required to Specify

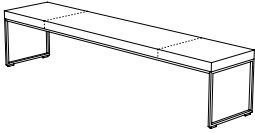
Fabrics or Leather : Ensure graded in material or COM/COL is approved for use on Modo by contacting Davis.

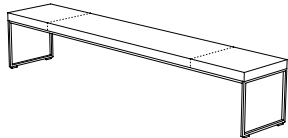
Metal Finish : Chrome, Anthracite, Bronze, Matte Black, Silver, Matte Silver, Light Grey, Mid Grey, or Matte White

Options *(specify only if preferred)*

Glides: MD-Felt Felt Glides - for hard surface floors. **No Upcharge** *(must specify when ordering)*

Example: item number MD-1084 = MD-1084

Item	Description	Dimensions	w	inches			Yardage / Square Feet	Shipping Weight				
				d	h							
MD-1084	84" Backless Bench	Overall	84	17 3/4	18 3/8	2 1/2 yds. / 45 sq. ft.	66 lbs.					
												
List Price												
Grades												
COM/COL	A	B	C	D	E	F	G	H	I	J	K	L
2528	2608	2688	2768	2848	2928	3008	3088	3168	3248	3328	3408	3488

Item	Description	Dimensions	w	inches			Yardage / Square Feet	Shipping Weight				
				d	h							
MD-1096	96" Backless Bench	Overall	96	17 3/4	18 3/8	2 3/4 yds. / 49 1/2 sq. ft.	73 lbs.					
												
List Price												
Grades												
COM/COL	A	B	C	D	E	F	G	H	I	J	K	L
2712	2799	2886	2973	3060	3147	3234	3321	3408	3495	3582	3669	3756

Required to Specify

Fabrics or Leather : Ensure graded in material or COM/COL is approved for use on Modo by contacting Davis.

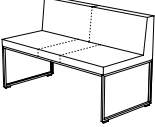
Metal Finish : Chrome, Anthracite, Bronze, Matte Black, Silver, Matte Silver, Light Grey, Mid Grey, or Matte White

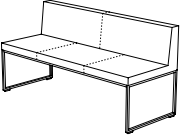
Options *(specify only if preferred)*

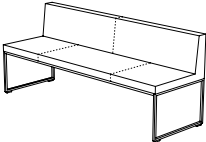
Glides: MD-Felt Felt Glides - for hard surface floors. **No Upcharge** *(must specify when ordering)*

MODO Lounge Series

Example: item number MD-2048 = MD-2048

Item	Description	Dimensions	w	inches			Yardage / Square Feet	Shipping Weight					
				d	h								
MD-2048 	48" Bench	Outside	48	23 5/8	30 3/4	3 1/4 yds./58 1/2 sq. ft.	87 lbs.						
		Inside	48	19	12 3/8								
		Seat			18 3/8			2 1/4 yds./40 1/2 sq. ft. - Back					
								2 1/4 yds./40 1/2 sq. ft. - Seat					
List Price													
Grades													
COM/COL	A	B	C	D	E	F	G	H	I	J	K	L	
	2588	2683	2778	2873	2968	3063	3158	3253	3348	3443	3538	3633	3728

Item	Description	Dimensions	w	inches			Yardage / Square Feet	Shipping Weight					
				d	h								
MD-2060 	60" Bench	Outside	60	23 5/8	30 3/4	4 yds. / 72 sq. ft.	104 lbs.						
		Inside	60	19	12 3/8								
		Seat			18 3/8			2 1/2 yds./45 sq. ft. - Back					
								2 1/2 yds./45 sq. ft. - Seat					
List Price													
Grades													
COM/COL	A	B	C	D	E	F	G	H	I	J	K	L	
	2903	3019	3135	3251	3367	3483	3599	3715	3831	3947	4063	4179	4295

Item	Description	Dimensions	w	inches			Yardage / Square Feet	Shipping Weight					
				d	h								
MD-2072 	72" Bench	Outside	72	23 5/8	30 3/4	4 3/4 yds. /85 1/2 sq. ft.	121 Lbs.						
		Inside	72	19	12 3/8								
		Seat			18 3/8			3 yds./54 sq. ft. - Back					
								3 yds./54 sq. ft. - Seat					
List Price													
Grades													
COM/COL	A	B	C	D	E	F	G	H	I	J	K	L	
	3197	3328	3459	3590	3721	3852	3983	4114	4245	4376	4507	4638	4769

Required to Specify

Fabrics or Leather : Ensure graded in material or COM/COL is approved for use on Modo by contacting Davis.

Metal Finish : Chrome, Anthracite, Bronze, Matte Black, Silver, Matte Silver, Light Grey, Mid Grey, or Matte White

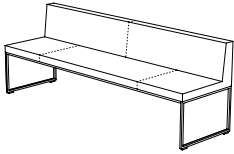
Options *(specify only if preferred)*

Glides: MD-Felt Felt Glides - for hard surface floors. **No Upcharge** *(must specify when ordering)*

MODO Lounge Series

Example: item number MD-2084 = MD-2084

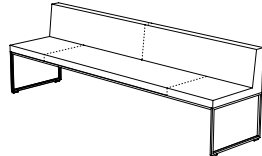
Item	Description	Dimensions	w	inches		Yardage / Square Feet	Shipping Weight
				d	h		
MD-2084	84" Bench	Outside	84	23 ⁵ / ₈	30 ³ / ₄	5 ¹ / ₂ yds. / 99 sq. ft.	138 lbs.
		Inside	84	19	12 ³ / ₈	3 yds./54 sq. ft. - Back	
		Seat			18 ³ / ₈	3 ¹ / ₂ yds./63 sq. ft. - Seat	



List Price
Grades

COM/COL	A	B	C	D	E	F	G	H	I	J	K	L
3552	3705	3858	4011	4164	4317	4470	4623	4776	4929	5082	5235	5388

Item	Description	Dimensions	w	inches		Yardage / Square Feet	Shipping Weight
				d	h		
MD-2096	96" Bench	Outside	96	23 ⁵ / ₈	30 ³ / ₄	6 ¹ / ₄ yds. / 112 ¹ / ₂ sq. ft.	155 lbs.
		Inside	96	19	12 ³ / ₈	3 ¹ / ₂ yds./63 sq. ft. - Back	
		Seat			18 ³ / ₈	3 ¹ / ₂ yds./63 sq. ft. - Seat	



List Price
Grades

COM/COL	A	B	C	D	E	F	G	H	I	J	K	L
3833	4007	4181	4355	4529	4703	4877	5051	5225	5399	5573	5747	5921

Required to Specify

Fabrics or Leather : Ensure graded in material or COM/COL is approved for use on Modo by contacting Davis.

Metal Finish : Chrome, Anthracite, Bronze, Matte Black, Silver, Matte Silver, Light Grey, Mid Grey, or Matte White

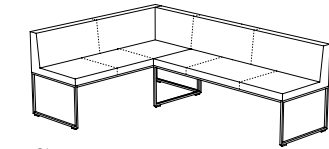
Options *(specify only if preferred)*

Glides: MD-Felt Felt Glides - for hard surface floors. **No Upcharge** *(must specify when ordering)*

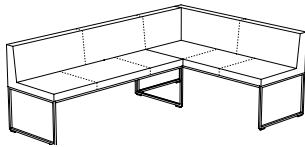
Example: item number MD-3010-L = MD-3010-L

Item	Description	Dimensions	inches			Yardage / Square Feet	Shipping Weight
			w	d	h		
MD-3010-L MD-3010-R	L Shaped Bench	Outside	83 5/8	59 5/8	30 3/4	8 1/2 yds. / 153 sq. ft.	219 lbs.
		Inside	60	36	12 3/8	4 3/4 yds./85 1/2 sq. ft. - Back	
		Seat			18 3/8	4 3/4 yds./85 1/2 sq. ft. - Seat	

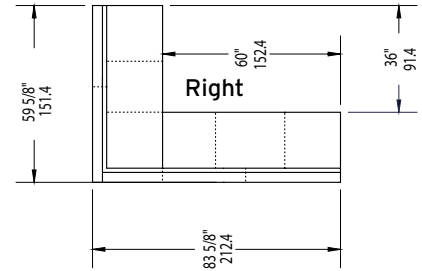
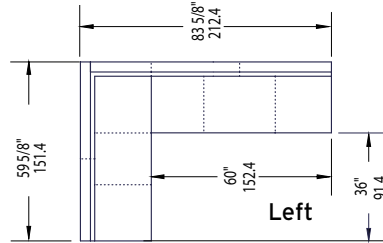
NOTE – Recommended table size – 60" x 36"



Left



Right

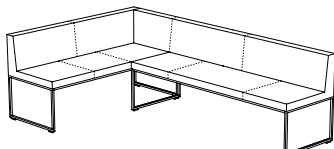


List Price
Grades

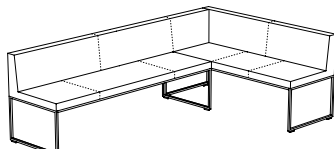
COM/COL	A	B	C	D	E	F	G	H	I	J	K	L
5949	6196	6443	6690	6937	7184	7431	7678	7925	8172	8419	8666	8913

Item	Description	Dimensions	inches			Yardage / Square Feet	Shipping Weight
			w	d	h		
MD-3011-L MD-3011-R	L Shaped Bench	Outside	95 5/8	59 5/8	30 3/4	9 1/4 yds. / 166 1/2 sq. ft.	236 lbs.
		Inside	72	36	12 3/8	5 1/2 yds./99 sq. ft. - Back	
		Seat			18 3/8	5 1/2 yds./99 sq. ft. - Seat	

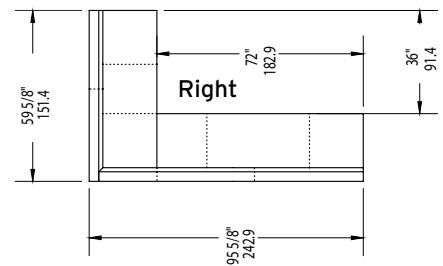
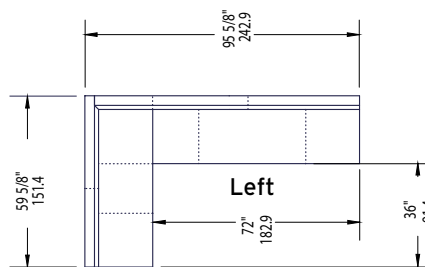
NOTE – Recommended table size – 72" x 36"



Left



Right



List Price
Grades

COM/COL	A	B	C	D	E	F	G	H	I	J	K	L
6318	6587	6856	7125	7394	7663	7932	8201	8470	8739	9008	9277	9546

Required to Specify

Fabrics or Leather : Ensure graded in material or COM/COL is approved for use on Modo by contacting Davis.

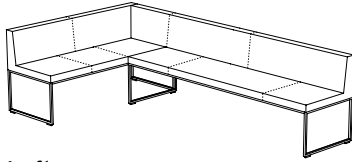
Metal Finish : Chrome, Anthracite, Bronze, Matte Black, Silver, Matte Silver, Light Grey, Mid Grey, or Matte White

Options *(specify only if preferred)*

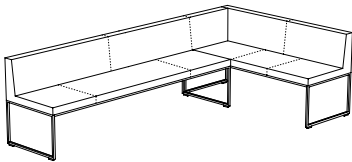
Glides: MD-Felt Felt Glides - for hard surface floors. **No Upcharge** *(must specify when ordering)*

Example: item number MD-3012-L = MD-3012-L

Item	Description	Dimensions	inches			Yardage / Square Feet	Shipping Weight
			w	d	h		
MD-3012-L	L Shaped Bench	Outside	107 ⁵ / ₈	59 ⁵ / ₈	30 ³ / ₄	10 yds. / 180 sq. ft.	253 lbs.
MD-3012-R		Inside	84	36	12 ³ / ₈	5 ³ / ₄ yds./103 ¹ / ₂ sq. ft. - Back	
		Seat			18 ³ / ₈	5 ³ / ₄ yds./103 ¹ / ₂ sq. ft. - Seat	

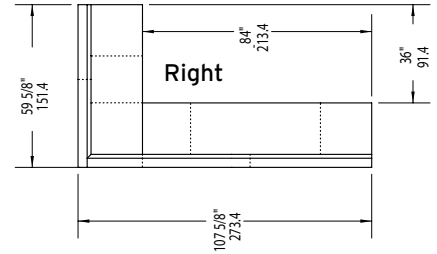
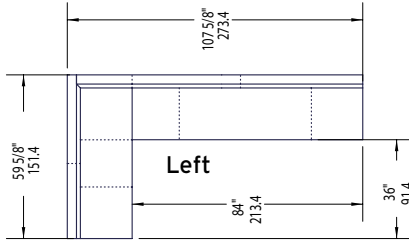


Left



Right

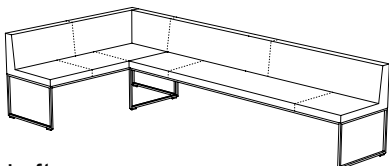
NOTE – Recommended table size – 84" x 36"



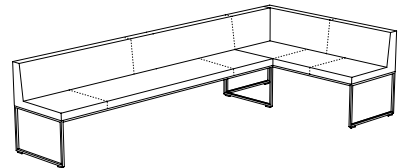
List Price
Grades
COM/COL

COM/COL	A	B	C	D	E	F	G	H	I	J	K	L
6672	6962	7252	7542	7832	8122	8412	8702	8992	9282	9572	9862	10152

Item	Description	Dimensions	inches			Yardage / Square Feet	Shipping Weight
			w	d	h		
MD-3013-L	L Shaped Bench	Outside	119 ⁵ / ₈	59 ⁵ / ₈	30 ³ / ₄	10 ¹ / ₂ yds. / 189 sq. ft.	270 lbs.
MD-3013-R		Inside	96	36	12 ³ / ₈	6 yds. / 108 sq. ft. - Back	
		Seat			18 ³ / ₈	6 yds. / 108 sq. ft. - Seat	

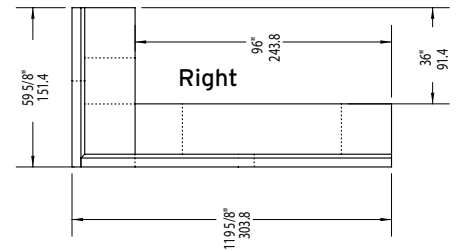
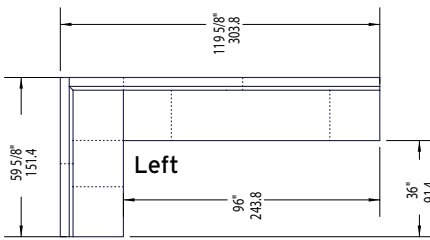


Left



Right

NOTE – Recommended table size – 96" x 36"



List Price
Grades
COM/COL

COM/COL	A	B	C	D	E	F	G	H	I	J	K	L
6968	7273	7578	7883	8188	8493	8798	9103	9408	9713	10018	10323	10628

Required to Specify

Fabrics or Leather : Ensure graded in material or COM/COL is approved for use on Modo by contacting Davis.

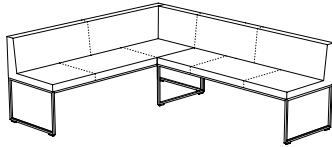
Metal Finish : Chrome, Anthracite, Bronze, Matte Black, Silver, Matte Silver, Light Grey, Mid Grey, or Matte White

Options *(specify only if preferred)*

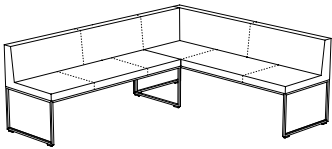
Glides: MD-Felt Felt Glides - for hard surface floors. **No Upcharge** *(must specify when ordering)*

Example: item number **MD-3020-L** = MD-3020-L

Item	Description	Dimensions	inches			Yardage / Square Feet	Shipping Weight
			w	d	h		
MD-3020-L MD-3020-R	L Shaped Bench	Outside	83 5/8	71 5/8	30 3/4	9 yds. / 162 sq. ft.	236 lbs.
		Inside	60	48	12 3/8	5 1/2 yds./99 sq. ft. - Back	
		Seat			18 3/8	5 1/2 yds./99 sq. ft. - Seat	

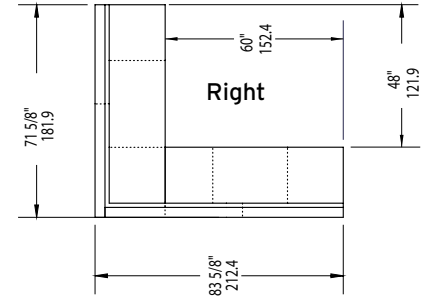
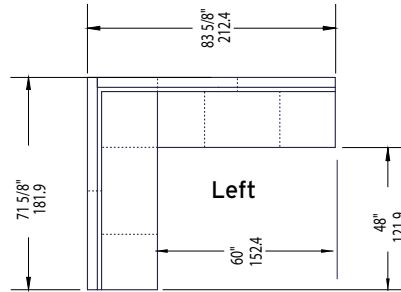


Left



Right

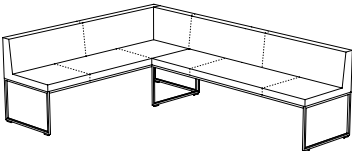
NOTE – Recommended table size – 60" x 48"



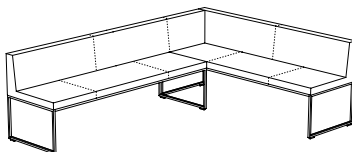
List Price
Grades
COM/COL

	A	B	C	D	E	F	G	H	I	J	K	L	
	6260	6522	6784	7046	7308	7570	7832	8094	8356	8618	8880	9142	9404

Item	Description	Dimensions	inches			Yardage / Square Feet	Shipping Weight
			w	d	h		
MD-3021-L MD-3021-R	L Shaped Bench	Outside	95 5/8	71 5/8	30 3/4	10 yds. / 180 sq. ft.	253 lbs.
		Inside	72	48	12 3/8	5 1/2 yds./99 sq. ft. - Back	
		Seat			18 3/8	5 1/2 yds./99 sq. ft. - Seat	

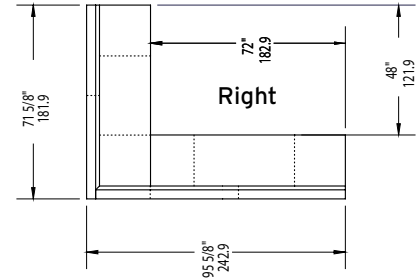
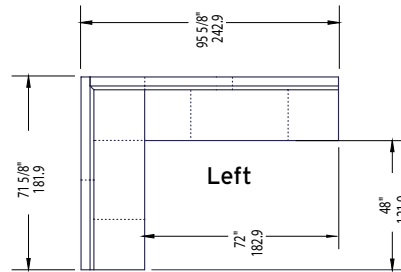


Left



Right

NOTE – Recommended table size – 72" x 48"



List Price
Grades
COM/COL

	A	B	C	D	E	F	G	H	I	J	K	L	
	6629	6913	7197	7481	7765	8049	8333	8617	8901	9185	9469	9753	10037

Required to Specify

Fabrics or Leather : Ensure graded in material or COM/COL is approved for use on Modo by contacting Davis.

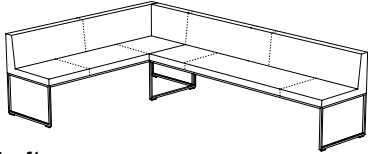
Metal Finish : Chrome, Anthracite, Bronze, Matte Black, Silver, Matte Silver, Light Grey, Mid Grey, or Matte White

Options *(specify only if preferred)*

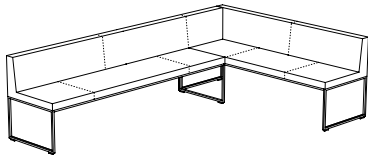
Glides: MD-Felt Felt Glides - for hard surface floors. **No Upcharge** *(must specify when ordering)*

Example: item number MD-3022-L = MD-3022-L

Item	Description	Dimensions	inches			Yardage / Square Feet	Shipping Weight
			w	d	h		
MD-3022-L MD-3022-R	L Shaped Bench	Outside	107 5/8	71 5/8	30 3/4	10 1/2 yds. / 189 sq. ft.	270 lbs.
		Inside	84	48	12 3/8	6 yds./108 sq. ft. - Back	
		Seat			18 3/8	6 yds./108 sq. ft. - Seat	

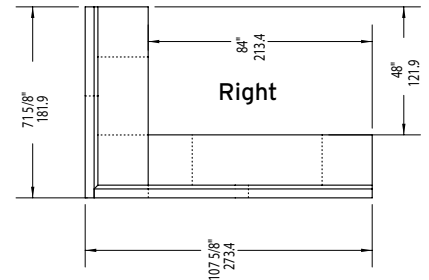
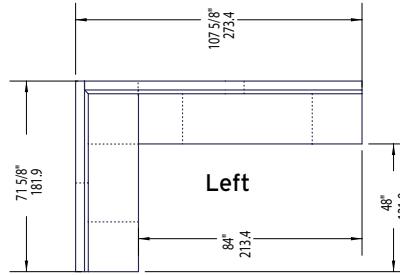


Left



Right

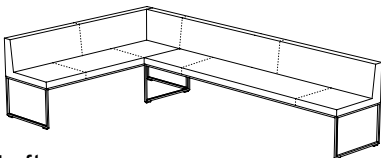
NOTE - Recommended table size - 84" x 48"



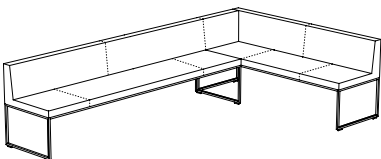
List Price
Grades
COM/COL

COM/COL	A	B	C	D	E	F	G	H	I	J	K	L
6983	7288	7593	7898	8203	8508	8813	9118	9423	9728	10033	10338	10643

Item	Description	Dimensions	inches			Yardage / Square Feet	Shipping Weight
			w	d	h		
MD-3023-L MD-3023-R	L Shaped Bench	Outside	119 5/8	71 5/8	30 3/4	11 1/4 yds. / 202 1/2 sq. ft.	287 lbs.
		Inside	96	48	12 3/8	6 yds./108 sq. ft. - Back	
		Seat			18 3/8	6 yds./108 sq. ft. - Seat	

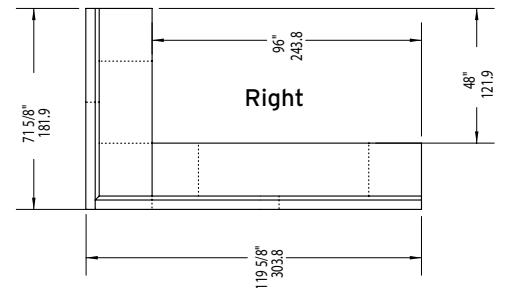
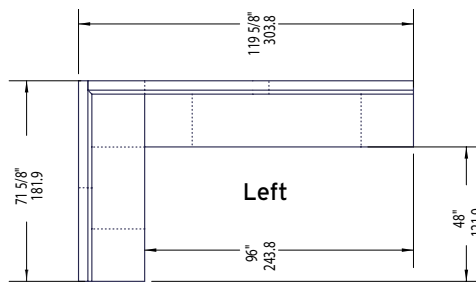


Left



Right

NOTE - Recommended table size - 96" x 48"



List Price
Grades
COM/COL

COM/COL	A	B	C	D	E	F	G	H	I	J	K	L
7278	7598	7918	8238	8558	8878	9198	9518	9838	10158	10478	10798	11118

Required to Specify

Fabrics or Leather : Ensure graded in material or COM/COL is approved for use on Modo by contacting Davis.

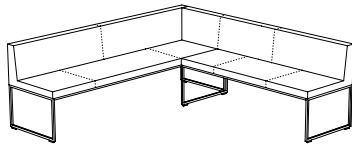
Metal Finish : Chrome, Anthracite, Bronze, Matte Black, Silver, Matte Silver, Light Grey, Mid Grey, or Matte White

Options *(specify only if preferred)*

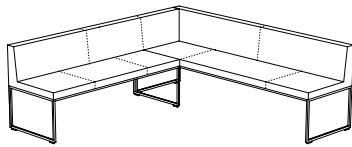
Glides: MD-Felt Felt Glides - for hard surface floors. **No Upcharge** *(must specify when ordering)*

Example: item number MD-3030-L = MD-3030-L

Item	Description	Dimensions	inches			Yardage / Square Feet	Shipping Weight
			w	d	h		
MD-3030-L MD-3030-R	L Shaped Bench	Outside	83 5/8	83 5/8	30 3/4	9 3/4 yds. / 175 1/2 sq. ft.	253 lbs.
		Inside	60	60	12 3/8		
		Seat			18 3/8		

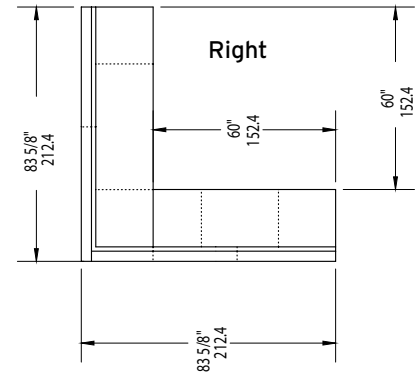
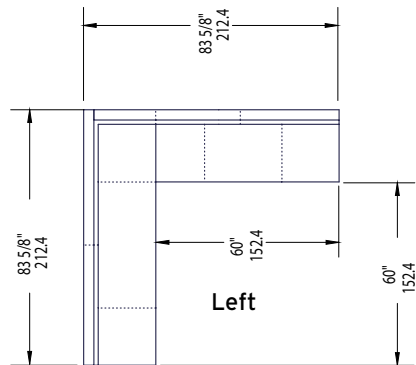


Left



Right

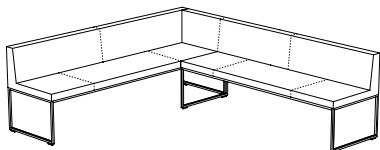
NOTE – Recommended table size – 60" x 60"



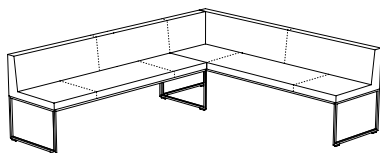
List Price
Grades
COM/COL

	A	B	C	D	E	F	G	H	I	J	K	L	
	6613	6897	7181	7465	7749	8033	8317	8601	8885	9169	9453	9737	10021

Item	Description	Dimensions	inches			Yardage / Square Feet	Shipping Weight
			w	d	h		
MD-3031-L MD-3031-R	L Shaped Bench	Outside	95 5/8	83 5/8	30 3/4	10 3/4 yds. / 193 1/2 sq. ft.	270 lbs.
		Inside	72	60	12 3/8		
		Seat			18 3/8		

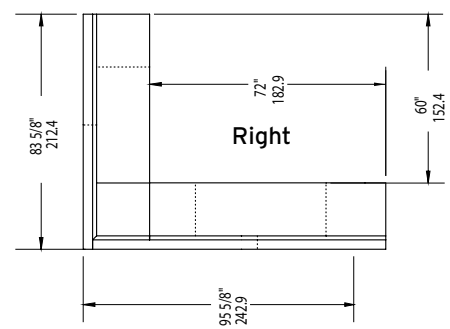
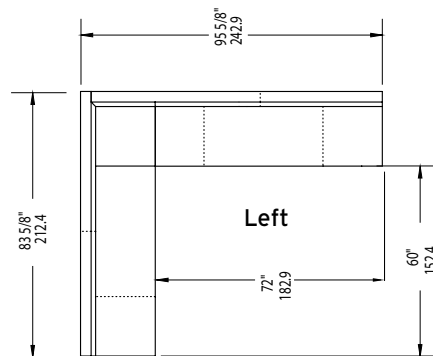


Left



Right

NOTE – Recommended table size – 72" x 60"



List Price
Grades
COM/COL

	A	B	C	D	E	F	G	H	I	J	K	L	
	6984	7290	7596	7902	8208	8514	8820	9126	9432	9738	10044	10350	10656

Required to Specify

Fabrics or Leather : Ensure graded in material or COM/COL is approved for use on Modo by contacting Davis.

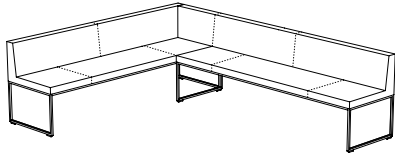
Metal Finish : Chrome, Anthracite, Bronze, Matte Black, Silver, Matte Silver, Light Grey, Mid Grey, or Matte White

Options *(specify only if preferred)*

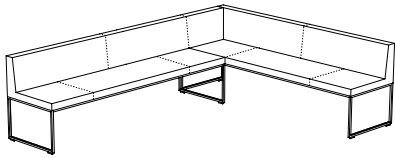
Glides: MD-Felt Felt Glides - for hard surface floors. **No Upcharge** *(must specify when ordering)*

Example: item number **MD-3032-L** = **MD-3032-L**

Item	Description	Dimensions	inches			Yardage / Square Feet	Shipping Weight
			w	d	h		
MD-3032-L MD-3032-R	L Shaped Bench	Outside	107 5/8	83 5/8	30 3/4	11 1/4 yds. / 202 1/2 sq. ft.	287 lbs.
		Inside	84	60	12 3/8	6 1/2 yds./117 sq. ft. - Back	
		Seat			18 3/8	6 1/2 yds./117 sq. ft. - Seat	

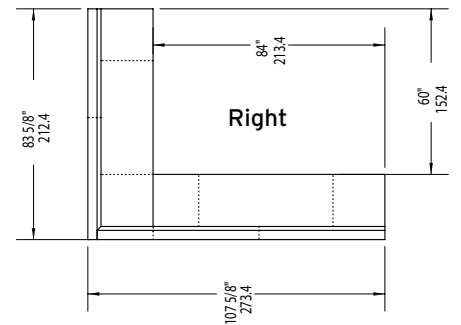
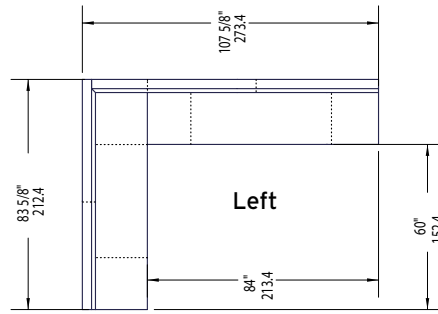


Left



Right

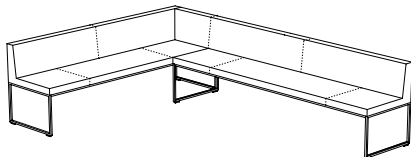
NOTE – Recommended table size – 84" x 60"



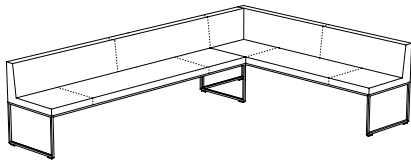
List Price
Grades

COM/COL	A	B	C	D	E	F	G	H	I	J	K	L
7337	7664	7991	8318	8645	8972	9299	9626	9953	10280	10607	10934	11261

Item	Description	Dimensions	inches			Yardage / Square Feet	Shipping Weight
			w	d	h		
MD-3033-L MD-3033-R	L Shaped Bench	Outside	119 5/8	83 5/8	30 3/4	12 yds. / 216 sq. ft.	304 lbs.
		Inside	96	60	12 3/8	6 1/2 yds./117 sq. ft. - Back	
		Seat			18 3/8	6 yds./108 sq. ft. - Seat	

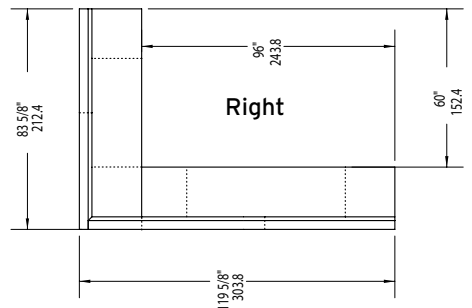
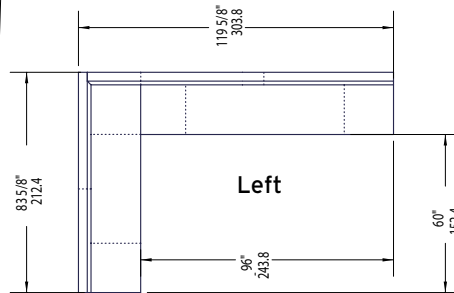


Left



Right

NOTE – Recommended table size – 96" x 60"



List Price
Grades

COM/COL	A	B	C	D	E	F	G	H	I	J	K	L
7634	7976	8318	8660	9002	9344	9686	10028	10370	10712	11054	11396	11738

Required to Specify

Fabrics or Leather : Ensure graded in material or COM/COL is approved for use on Modo by contacting Davis.

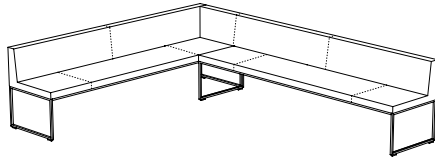
Metal Finish : Chrome, Anthracite, Bronze, Matte Black, Silver, Matte Silver, Light Grey, Mid Grey, or Matte White

Options *(specify only if preferred)*

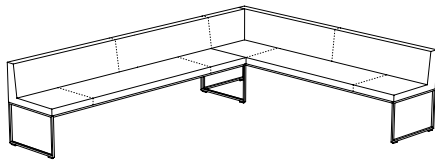
Glides: MD-Felt Felt Glides - for hard surface floors. **No Upcharge** *(must specify when ordering)*

Example: item number **MD-3040-L** = MD-3040-L

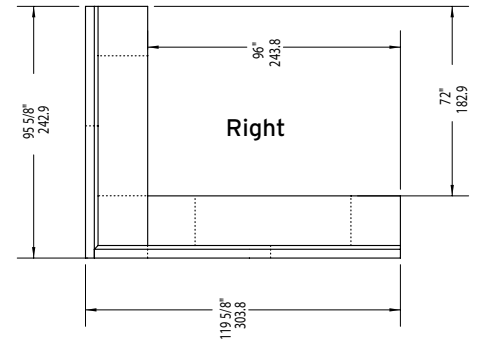
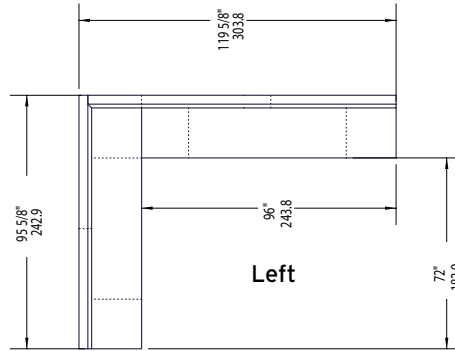
Item	Description	Dimensions	inches			Yardage / Square Feet	Shipping Weight
			w	d	h		
MD-3040-L	L Shaped Bench	Outside	119 ⁵ / ₈	95 ⁵ / ₈	30 ³ / ₄	12 ³ / ₄ yds. / 229 ¹ / ₂ sq. ft.	321 lbs.
MD-3040-R		Inside	96	72	12 ³ / ₈	6 ¹ / ₂ yds./117 sq. ft. - Back	
		Seat			18 ³ / ₈	6 ¹ / ₂ yds./117 sq. ft. - Seat	



Left



Right



List Price
Grades
COM/COL

	A	B	C	D	E	F	G	H	I	J	K	L	
	7915	8278	8641	9004	9367	9730	10093	10456	10819	11182	11545	11908	12271

Required to Specify

Fabrics or Leather : Ensure graded in material or COM/COL is approved for use on Modo by contacting Davis.

Metal Finish : Chrome, Anthracite, Bronze, Matte Black, Silver, Matte Silver, Light Grey, Mid Grey, or Matte White

Options *(specify only if preferred)*

Glides: MD-Felt Felt Glides - for hard surface floors. **No Upcharge** *(must specify when ordering)*